

P. J. Don
Gov. Don
Canada

SESSIONAL PAPERS


VOLUME 6

SECOND SESSION OF THE ELEVENTH PARLIAMENT

OF THE

DOMINION OF CANADA

SESSION 1910



VOLUME XLIV

105-998
4 11110



See also Numerical List, Page 5.

ALPHABETICAL INDEX
TO THE
SESSIONAL PAPERS
OF THE
PARLIAMENT OF CANADA

SECOND SESSION, ELEVENTH PARLIAMENT, 1910.

A		C
Adulteration of Food..	14	Canadian Northern Railway.. 108
Agriculture, Annual Report..	15	Canadian Pacific Railway:—
Alberta Lands..	76	Business with Interior Department. 58
Alcoholism, International Congress on..	56	Lands sold by.. 58a
Alward, H. P., Report of..	153	Canal Statistics.. 20a
Annuities Act..	65	Carson, R.. 126
Application for Patent..	118	Causeway, Caribou, N.S.. 159
Armouries and Drill Halls..	156, 156a	Central Park Post Office.. 147
Arthabaska Gazette..	101	Charleston Post Office.. 115
Astronomer, Chief Report of..	25a	Chartered Banks.. 6
Atlantic Fisheries..	96	Charters Granted.. 120
Auditor General, Annual Report.. . . .	1	Circle, Fritz.. 171
		Civil Service:—
B		Commissioner's Annual Report.. . . 31
Banks, Chartered..	6	Employees' Salaries.. 183
Banks Suspended..	123	Insurance.. 39
Banks, Unpaid Balances in..	7	List.. 30
Beauharnois Canal..	150	Superannuations.. 41
Becher, C. D. T..	163	Temporary employees.. 164
Black Foot Reserve..	140	Clear Lake, Manitoba.. 139
Bonds and Securities..	46	Coal Fields, Nova Scotia.. 36a
Bow River Collieries..	152	Coinage, Canadian.. 127
British Canadian Loan and Investment Co..	119	Combines and Monopolies.. 160
British Columbia:—		Commissions Appointed.. 182, 182a
Dominion Lands..	49	Conference, Imperial Defence.. . . . 29a
Lighthouses..	73	Coulter, Robert M., Report of.. . . . 43
		Criminal Statistics.. 17

C

Cruisers, Purchase of.. . . .	146, 146a
Cumberland Coal and Railway Co....	141, 141a
Customs Department, Annual Report..	11

D

Daily Telegraph Publication Co.. . . .	124
Dairy and Cold Storage Commissioner.	15a
Dividends Unpaid in Banks.. . . .	7
Dog-Fish Reduction.. . . .	81, 96
Dominion Coal Company.. . . .	141, 141a
Dominion Fisheries Commission.. . . .	90, 90a
Dominion Lands.. . . .	48, 49, 52
Dominion Police.. . . .	66
Dredges Owned by Government.. . . .	114
Drill Halls.. . . .	156, 156a
Dunn, John A.. . . .	118

E

Elections, House of Commons.. . . .	18, 18a
Electrical Power.. . . .	170
Electric Light, Inspection of.. . . .	13
Elliott Bros.. . . .	126
English Mails.. . . .	148
Estimates.. . . .	3 to 5c
Excise Revenue.. . . .	12
Exhibitions, Foreign.. . . .	136
Experimental Farms.. . . .	16
Explosives, Accidents from.. . . .	93
External Affairs, Report.. . . .	29b

F

Fisheries, Annual Report.. . . .	22
Food Fishes.. . . .	105
Forest Reserve Act.. . . .	50
Free Mail Delivery.. . . .	102, 102a
French Treaty.. . . .	44

G

Gardiner, Wm. Reid.. . . .	175
Gas, Inspection of.. . . .	13
Gas, Pintsch and Acetylene.. . . .	87
Geographic Board.. . . .	21a
Geological Survey Report.. . . .	26
Georgian Bay Ship Canal.. . . .	181
Germany, Trade with.. . . .	10j, 10h
Goby, Mrs.. . . .	53
Government Annuities Act.. . . .	65
Governor General's Warrants.. . . .	38
Grain, Shipment of.. . . .	77
Grand Trunk Pacific Employees.. . . .	154
Guns sent to Esquimalt.. . . .	116

H

Harbour Commissioners.. . . .	23
"Hestia", Wreck of the.. . . .	83, 83a
High Commissioner, Report of.. . . .	25c
Homestead Entries.. . . .	137

H

House of Commons:—	
By-Elections.. . . .	18, 18a
Internal Economy.. . . .	45
Names of Members.. . . .	69
Organization of Staff.. . . .	169
Reduction of Representation.. . . .	100
Sessional employees.. . . .	149
Speaker Blanchet.. . . .	92
Hudson Bay Railway Surveys.. . . .	20d
Hydro-Electric Power Commission.. . . .	170
Hydrographic Survey.. . . .	133

I

Immigrants at Grosse Isle.. . . .	80k
Immigrants at Quebec.. . . .	79, 80 to 81i
Immigrants, Inspection.. . . .	80f
Immigration Agents.. . . .	86, 86a
Immigrations Regulations.. . . .	59
Imperial Conference Secretariat.. . . .	168
Imperial Naval Defence.. . . .	29a
Incubators and Brooders.. . . .	70
Indian Affairs, Annual Report.. . . .	27
Indian Reserves.. . . .	61
Indians in British Columbia.. . . .	174
Inland Revenue, Annual Report.. . . .	12
Insurance, Abstract.. . . .	9
Insurance, Annual Report.. . . .	8
Intercolonial Railway:—	
Derailments.. . . .	98b
Dismissals from.. . . .	98d, 98e
Passes.. . . .	98f
Pay Lists and Railway Ties.. . . .	98a
Train, Oxford Junction and Pictou..	98c
Wire Fencing.. . . .	98
Interior, Annual Report.. . . .	25
International Boundary Waters Treaty.	

104a (1909)

International Congress on Alcoholism..	56
International Fisheries Commission..	105
International Waterways Commission.	
	19c to 19e
Intoxicants in Northwest.. . . .	109

J

Jemmett, Captain.. . . .	158
Judges, Appointment of.. . . .	123
Justice, Annual Report.. . . .	34

K

Kelmont Post Office.. . . .	115
Kenig & Co.. . . .	173

L

Labour Department, Annual Report.. . .	36
Lac du Bonnet Fisheries.. . . .	90, 90b
Lachine Canal.. . . .	91
La Décharge River.. . . .	180

L

Land Titles Act.. . . .	112
Lavoie, Dr. Jos. P.. . . .	80j
Lethbridge, Experimental Farm.. . . .	165
Lethbridge Post Office.. . . .	89, 89a
Library of Parliament, Annual Report.. . . .	33
List of Shipping.. . . .	21b
Lobster Industry.. . . .	22a, 103

M

Mail Delivery, Free.. . . .	102, 102a
Mails, English.. . . .	148
Manitoba and Dominion Governments.. . . .	122
Manitoba Boundaries.. . . .	122a
Manitoba Land Sale.. . . .	161
Marine, Annual Report.. . . .	21
Measures, Inspection of.. . . .	13
Military College.. . . .	117
Military Reserve.. . . .	138
Militia Clothing.. . . .	144
Militia Council, Annual Report.. . . .	35
Militia Council, Interim Report.. . . .	35a
Militia General Orders.. . . .	54
Mines, Report of Department.. . . .	26a
Montreal, Branch Post Offices.. . . .	176, 176a
Montreal Turnpike Trust.. . . .	84
Mounted Police.. . . .	28
Mudie, Allan R.. . . .	68

N

Napanees River.. . . .	63, 88
National Parks of Canada.. . . .	97
National Transcontinental Railway:—	
Construction in New Brunswick.. . . .	42b
Contracts.. . . .	42i
Dominion Police Constables.. . . .	42
Excavation Classification.. . . .	42c, 42h, 42j
Fifth Report of Commissioners.. . . .	37
Interim Report.. . . .	42g
Legal Services.. . . .	42e
Mr. McIntosh.. . . .	42d
Names of Engineers.. . . .	42f
Resignation of Hugh D. Lumsden.. . . .	42a
Naval and Military Defence of Empire.. . . .	29a
Naval Defence Expenses.. . . .	72
“Niobe” Cruiser.. . . .	146a
North Atlantic Trading Co.. . . .	85, 85a
Northwest Irrigation Act.. . . .	106
Nova Scotia Coal Fields.. . . .	36a

O

Oil Lands.. . . .	62
Old Proprietor Ledge.. . . .	83, 83a
Ottawa Improvement Commission.. . . .	55
Ottawa, Official Residences in.. . . .	110, 110.1

P

Paterson, Thomas.. . . .	75
P. E. I. Projected Railways.. . . .	130, 130a
P. E. I. Winter Steamers.. . . .	129
Pembina River.. . . .	90c
Penitentiaries, Annual Report.. . . .	34
Petroleum Oil, Crude.. . . .	131
Piegan, Indian Reserve.. . . .	74
Police, Royal Northwest Mounted.. . . .	28
Port Arthur Dry Dock.. . . .	94a
Postmaster General, Annual Report.. . . .	24
Printing, &c., Government.. . . .	142
Public Accounts, Annual Report.. . . .	2
Public Printing and Stationery.. . . .	32
Public Works, Annual Report.. . . .	19

Q

Quarantine, Frontier Inspectors.. . . .	132
Quebec Bridge.. . . .	173
Quebec Immigration Office.. . . .	79, 80 to 80m
Quebec Rock City Tobacco Co.. . . .	163

R

Railway Commissioners, Report of.. . . .	20c
Railway Commissioners, Vacancy among.. . . .	99
Railway Crossings.. . . .	60
Railways and Canals, Annual Report.. . . .	20
Railway Statistics.. . . .	20b
“Rainbow” Cruiser.. . . .	146
River des Prairies.. . . .	107, 107a
Rocky Mountain Park.. . . .	51
Royal Northwest Mounted Police.. . . .	28

S

Sale of Land in Manitoba.. . . .	161
Salmon River, N.S.. . . .	82
Saskatchewan Lands.. . . .	76
Saskatchewan River.. . . .	167
Saskatchewan Supreme Court.. . . .	145
Sault Ste. Marie Dry-dock.. . . .	94
Sault Ste. Marie Lock.. . . .	157
Sauve, Angus.. . . .	104
School Lands.. . . .	111
Seal Cove.. . . .	83, 83a
Secretary of State, Annual Report.. . . .	29
Section 29, Township 9.. . . .	67
Shareholders in Chartered Banks.. . . .	6
Shipping, List of.. . . .	21b
Sibbald, J. F.. . . .	75
Skinner's Cove.. . . .	155
Soleil Publication Co.. . . .	124
Southern Alberta Land Co.. . . .	95
Spawn at Snake Island.. . . .	71
Statutes Distributed.. . . .	184
Steamboat Inspection.. . . .	23a
Steam Vessels, Government.. . . .	113
St. John River.. . . .	179

S

St. Peter's Indian Reserve.. . . .	78 to 78 <i>f</i>
Subsidized Steamships.. . . .	10 <i>e</i>
Sullivan and Langdon.. . . .	143
Surveyor General, Report of.. . . .	25 <i>b</i>

T

Tariff Relations with United States.. . . .	10 <i>j</i>
Terminal Elevators.. . . .	162, 172, 172 <i>a</i>
Toney River.. . . .	155 <i>a</i>
Topographical Survey.. . . .	25 <i>b</i>
Trade and Commerce.. . . .	10
Trade and Navigation.. . . .	11
Trade Unions.. . . .	47
Transcontinental Ry. Commissioners..37, 42 <i>g</i>	
Treaties and Conventions.. . . .	10 <i>f</i>
Trent Canal.. . . .	153
Trusts and Mergers.. . . .	160
Tunnel, Prince Edward Island.. . . .	57

U

Unclaimed Balances in Banks.. . . .	7
Unforeseen Expenses.. . . .	40
United States Fishing Vessels.. . . .	64
United States, Trade with.. . . .	10 <i>i</i>

V

<i>Vigie</i> Publication Co.. . . .	124
-------------------------------------	-----

W

Wakeham, Commander, Report of.. . . .	103
Walton, Geo.. . . .	151
Warwick, Thos. G.. . . .	68
Weights, Measures, &c.. . . .	13
Wharves, Various.. . . .	134, 135
<i>Whig</i> Publishing Co.. . . .	121, 121 <i>a</i>
Windygates Post Office.. . . .	177
Winnipeg Post Office.. . . .	178, 178 <i>a</i>
Wrecking Plant.. . . .	125

See also Alphabetical List, Page 1.

LIST OF SESSIONAL PAPERS

Arranged in Numerical Order, with their titles at full length; the dates when Orderedd and when Presented to the Houses of Parliament; the Names of the Senator or Member who moved for each Sessional Paper, and whether it is ordered to be Printed or Not Printed.

CONTENTS OF VOLUME 1.

(This volume is bound in two parts.)

1. Report of the Auditor General for the year ended 31st March, 1909. Volume I, Parts A, C to J (inclusive) L, M, N; Volume III, Parts V, W, X, Y. Presented 12th November, 1909, by Hon. W. S. Fielding. Volume II, Parts B, K and O to U, (inclusive), presented 12th January, 1910, by Hon. W. S. Fielding.

Printed for both distribution and sessional papers.

CONTENTS OF VOLUME 2.

2. Public Accounts of Canada, for the fiscal year ended 31st March, 1909. Presented 12th November, 1909, by Hon. W. S. Fielding.

Printed for both distribution and sessional papers.

3. Estimates of the sums required for the services of Canada for the year ending on the 31st March, 1911. Presented 18th November, 1909, by Hon. W. S. Fielding.

Printed for both distribution and sessional papers.

4. Supplementary Estimates of sums required for the service of Canada, for the fiscal year ending 31st March, 1910. Presented 24th November, 1909, by Hon. W. S. Fielding.

Printed for both distribution and sessional papers.

5. Further Supplementary Estimates of sums required for the service of Canada, for the fiscal year ending 31st March, 1910. Presented 14th March, 1910, by Hon. W. S. Fielding.

Printed for both distribution and sessional papers.

- 5a. Supplementary Estimates of sums required for the service of Canada for the fiscal year ending 31st March, 1911. Presented 3rd February, 1910, by Hon. W. S. Fielding.

Printed for both distribution and sessional papers.

- 5b. Further Supplementary Estimates of the sums required for the service of Canada, for the fiscal year ending 31st March, 1911. Presented 30th April, 1910, by Hon. W. S. Fielding.

Printed for both distribution and sessional papers.

- 5c. Further Supplementary Estimates of the sums required for the service of Canada, for the fiscal year ending 31st March, 1910. Presented 20th April, 1910, by Hon. W. S. Fielding.

Printed for both distribution and sessional papers.

CONTENTS OF VOLUME 2—Continued.

- 6.** List of Shareholders in the Chartered Banks of Canada, as on the 31st December, 1909. Presented 21st March, 1910, by Sir Wilfrid Laurier.
Printed for both distribution and sessional papers.

CONTENTS OF VOLUME 3.

- 7.** Report of dividends remaining unpaid, unclaimed balances and unpaid drafts and bills of exchange in Chartered Banks of Canada, for five years and upwards, prior to 31st December, 1909.
Printed for both distribution and sessional papers.

CONTENTS OF VOLUME 4.

- 8.** Report of the Superintendent of Insurance for the year ended 31st December, 1909.
Printed for both distribution and sessional papers.
- 9.** Abstract of Statements of Insurance Companies in Canada, for the year ended 31st December, 1909.
Printed for both distribution and sessional papers.

CONTENTS OF VOLUME 5.

- 10.** Report of the Department of Trade and Commerce, for the fiscal year ended 31st March, 1909. Part I.—Canadian Trade. Presented 12th November, 1909, by Hon. W. S. Fielding.*Printed for both distribution and sessional papers.*
- 10a.** Report of the Department of Trade and Commerce. Part II.—Canadian Trade with France, Germany, United Kingdom and United States. Presented 12th November, 1909, by Hon. W. S. Fielding.*Printed for both distribution and sessional papers.*
- 10b.** Report of the Department of Trade and Commerce for the fiscal year ended 31st March, 1909. Part III.—Canadian Trade with foreign countries except France, Germany, United Kingdom and United States. Presented 29th November, 1909, by Sir Wilfrid Laurier.*Printed for both distribution and sessional papers.*

CONTENTS OF VOLUME 6.

- 10c.** Report of the Department of Trade and Commerce for the fiscal year ended 31st March, 1909. Part IV.—Canadian Trade: Miscellaneous. Presented 12th November, 1909, by Hon. W. S. Fielding.*Printed for both distribution and sessional papers.*
- 10d.** Report of the Department of Trade and Commerce for the fiscal year ended 31st March, 1909. Part V.—Grain Statistics, including the crop year ended 31st August, 1909, and season of navigation ended 10th December, 1909. Presented 18th March, 1910, by Hon. W. S. Fielding.*Printed for both distribution and sessional papers.*
- 10e.** Report of the Department of Trade and Commerce for the fiscal year ended 31st March, 1909. Part VI.—Subsidized Steamship Services, with statistics showing steamship traffic to 31st December, 1909, and estimates for fiscal year 1910-1911. Presented 3rd May, 1910, by Sir Wilfrid Laurier. *Printed for both distribution and sessional papers.*
- 10f.** Report of the Department of Trade and Commerce for the fiscal year ended 31st March, 1909. Part VII.—Trade of Foreign Countries and Treaties and Conventions. Presented 25th April, 1910, by Sir Wilfrid Laurier.
Printed for both distribution and sessional papers.

CONTENTS OF VOLUME 6—*Continued.*

- 10g.** Certified copy of a Report of the Committee of the Privy Council, approved by His Excellency the Governor General on the 14th February, 1910, in respect to trade relations with Germany. Presented 15th February, 1910, by Hon. W. S. Fielding.
Printed for sessional papers.
- 10h.** Trade relations with Germany.—No. 2. Presented 2nd March, 1910, by Hon. W. S. Fielding.*Printed for sessional papers.*
- 10i.** Correspondence respecting negotiations between the United States and the Dominion of Canada relative to trade relations. Presented 27th April, 1910, by Hon. W. S. Fielding.
Printed for sessional papers.
- 10j.** Tariff relations between the United States and the Dominion of Canada. Presented 3rd May, 1910, by Sir Richard Cartwright.
Printed for sessional papers.

CONTENTS OF VOLUME 7.

- 11.** Report of the Department of Customs, for the fiscal year ended 31st March, 1909. Presented 12th November, 1909, by Hon. Wm. Paterson.
Printed for both distribution and sessional papers.
- 12.** Inland Revenues of Canada. Excise, &c., for the fiscal year ended 31st March, 1909. Presented 12th November, 1909, by Hon. W. Templeman.
Printed for both distribution and sessional papers.

CONTENTS OF VOLUME 8.

- 13.** Inspection of Weights, Measures, Gas and Electric Light, for the fiscal year ended 31st March, 1909. Presented 12th November, 1909, by Hon. W. Templeman.
Printed for both distribution and sessional papers.
- 14.** Report on Adulteration of Food, for the fiscal year ended 31st March, 1909. Presented 12th November, 1909, by Hon. W. Templeman.
Printed for both distribution and sessional papers.
- 15.** Report of the Minister of Agriculture, for the fiscal year ended 31st March, 1909. Presented 12th November, 1909, by Hon. S. A. Fisher.
Printed for both distribution and sessional papers.
- 15a.** Report of the Dairy and Cold Storage Commissioner, for the year ending 31st March, 1909.*Printed for both distribution and sessional papers.*

CONTENTS OF VOLUME 9.

- 16.** Report of the Directors and Officers of the Experimental Farms, for the fiscal year ended 31st March, 1909. Presented 12th November, 1909, by Hon. S. A. Fisher.
Printed for both distribution and sessional papers.
- 17.** Criminal Statistics for the year ended 30th September, 1909.
Printed for both distribution and sessional papers.
- 18.** Return of By-Elections (Tenth Parliament) of the House of Commons of Canada, held during the year 1908. Presented 4th February, 1910, by Hon. C. Murphy.
Printed for both distribution and sessional papers.
- 18a.** Return of By-Elections (Tenth Parliament) of the House of Commons of Canada, held during the year 1909. Presented 2nd March, 1910, by Hon. C. Murphy.
Printed for both distribution and sessional papers.

CONTENTS OF VOLUME 10.

- 19.** Report of the Minister of Public Works, for the fiscal year ended 31st March, 1909. Presented 12th November, 1909, by Hon. W. Pugsley.
Printed for both distribution and sessional papers.
- 19a.** (No issue.)
- 19b.** (No issue.)
- 19c.** Supplementary Report of the International Waterways Commission, 1909. Presented 19th November, 1909, by Hon. W. Pugsley.
Printed for both distribution and sessional papers.
- 19d.** Report of the International Waterways Commission on proposed dam and regulation work at foot of Lake Erie, and appendices accompanying said report. Presented 17th February, 1910, by Hon. W. Pugsley. *Not printed.*
- 19e.** Additional correspondence, International Waterways Treaty, and Report on division of Waters of St. Mary and Milk River. Presented 4th April, 1910, by Sir Wilfrid Laurier.
Printed for both distribution and sessional papers.
- 20.** Report of the Department of Railways and Canals, for the fiscal year ended 31st March, 1909. Presented 12th November, 1909, by Hon. G. P. Graham.
Printed for both distribution and sessional papers.

CONTENTS OF VOLUME 11.

- 20a.** Canal Statistics for the season of navigation, 1909. Presented 21st March, 1910, by Hon. G. P. Graham. *Printed for both distribution and sessional papers.*
- 20b.** Railway Statistics of Canada, for the year ended 30th June, 1909. Presented 12th January, 1910, by Hon. G. P. Graham.
Printed for both distribution and sessional papers.
- 20c.** Fourth Report of the Board of Railway Commissioners for Canada, to 31st March, 1908, for the year ending 31st March, 1909. Presented 12th November, 1909, by Hon. G. P. Graham. *Printed for both distribution and sessional papers.*
- 20d.** Report of the Hudson Bay Railway Surveys. Presented 13th December, 1909, by Hon. G. P. Graham. *Printed for both distribution and sessional papers.*
- 21.** Report of the Department of Marine and Fisheries (Marine) for 1908. Presented 15th November, 1909, by Hon. L. P. Brodeur.
Printed for both distribution and sessional papers.

CONTENTS OF VOLUME 12.

- 21a.** Eighth Report of the Geographic Board of Canada, containing all decisions to June 30, 1909. Presented 25th November, 1909, by Hon. L. P. Brodeur. *
Printed for both distribution and sessional papers.
- 21b.** List of Shipping issued by the Department of Marine and Fisheries, being a list of vessels on the registry books of Canada on the 31st December, 1909.
Printed for both distribution and sessional papers.
- 22.** Report of the Department of Marine and Fisheries (Fisheries) for 1909. Presented 12th November, 1909, by Hon. S. A. Fisher.
Printed for both distribution and sessional papers.

CONTENTS OF VOLUME 13.

- 22a.** Lobster Fishery. Evidence taken before Commander William Wakeham, M.D., (Officer in charge of the Gulf Fisheries Division) in Quebec and the Maritime Provinces. Two volumes. Presented 11th March, 1910, by Hon. W. Templeman. Also copy of the Report of Commander Wakeham in relation thereto.

Printed for both distribution and sessional papers.

CONTENTS OF VOLUME 14.

- 23.** Report of the Harbour Commissioners, &c., to 31st December, 1908. Presented 13th January, 1910, by Hon. R. Lemieux..

Printed for both distribution and sessional papers.

- 23a.** Report of the Chairman of the Board of Steamboat Inspection, for the fiscal year ended 31st March, 1909. Presented 12th November, 1909, by Hon. S. A. Fisher.

Printed for both distribution and sessional papers.

- 24.** Report of the Postmaster General, for the fiscal year ended 31st March, 1909. Presented 12th November, 1909, by Sir Wilfrid Laurier.

Printed for both distribution and sessional papers.

CONTENTS OF VOLUME 15.

- 25.** Report of the Department of the Interior, for the fiscal year ended 31st March, 1909. Presented 12th November, 1909, by Hon. F. Oliver.

Printed for both distribution and sessional papers.

- 25a.** Report of the Chief Astronomer.

Printed for both distribution and sessional papers.

CONTENTS OF VOLUME 16.

- 25b.** Annual Report of the Topographical Surveys Branch.

Printed for both distribution and sessional papers.

- 25c.** Report of the High Commissioner for Canada, for the year ended 31st March, 1909. Presented 12th November, 1909, by Hon. F. Oliver.

Printed for both distribution and sessional papers.

- 26.** Summary Report of the Geological Survey Branch of the Department of Mines, for the calendar year 1909.

Printed for both distribution and sessional papers.

- 26a.** Summary Report of the Mines Branch of the Department of Mines.

Printed for both distribution and sessional papers.

CONTENTS OF VOLUME 17.

- 27.** Report of the Department of Indian Affairs, for the fiscal year ended 31st March, 1909. Presented 12th November, 1909, by Hon. F. Oliver.

Printed for both distribution and sessional papers.

- 28.** Report of the Royal Northwest Mounted Police, 1909. Presented 12th January, 1910, by Sir Wilfrid Laurier.. . . .

Printed for both distribution and sessional papers.

CONTENTS OF VOLUME 18.

- 29.** Report of the Secretary of State of Canada for the year ended March 31, 1909. Presented 25th November, 1909, by Hon. C. Murphy.
Printed for both distribution and sessional papers.
- 29a.** Report of the Imperial Conference with representatives of the self-governing Dominions on the Naval and Military Defence of the Empire, 1909. Presented 17th November, 1909, by Sir Frederick Borden. Also with additional papers relating to Australia and New Zealand, presented 10th December, 1909, by Hon. L. P. Brodeur.
Printed for both distribution and sessional papers.
- 29b.** Report of the Department of External Affairs, 1909.
Printed for both distribution and sessional papers.
- 30.** Civil Service List of Canada, 1909. Presented 12th January, 1910, by Hon. C. Murphy.
Printed for both distribution and sessional papers.
- 31.** First Annual Report of the Civil Service Commission of Canada, for the period from September 1st, 1908, to August 31, 1909. Presented 10th December, 1909, by Hon. C. Murphy.
Printed for both distribution and sessional papers.
- 32.** Annual Report of the Department of Public Printing and Stationery, for the fiscal year ended 31st March, 1909. Presented 18th April, 1910, by Hon. C. Murphy.
Printed for both distribution and sessional papers.

CONTENTS OF VOLUME 19.

- 33.** Report of the Joint Librarians of Parliament for the year 1908-9. Presented 11th November, 1909, by the Hon. the Speaker. *Printed for sessional papers.*
- 34.** Report of the Minister of Justice as to Penitentiaries of Canada, for the fiscal year ended 31st March, 1909. Presented 12th November, 1909, by Hon. A. B. Aylesworth.
Printed for both distribution and sessional papers.
- 35.** Report of the Militia Council, for the fiscal year ended 31st March, 1909. Presented 1st December, 1909, by Sir Frederick Borden.
Printed for both distribution and sessional papers.
- 35a.** Interim Report of the Militia Council for the Dominion of Canada on the Training of the Militia during the season of 1909. Presented 25th April, 1910, by Sir Frederick Borden. *Printed for distribution.*
- 36.** Report of the Department of Labour, for the fiscal year ended 31st March, 1909. Presented 12th March, 1909, by Hon. L. M. King.
Printed for both distribution and sessional papers.
- 36a.** Report of the Deputy Minister of Labour on industrial conditions in the Coal Fields of Nova Scotia. Presented 25th November, 1909, by Hon. L. M. King.
Printed for both distribution and sessional papers.
- 37.** Fifth Report of the Commissioners of the Transcontinental Railway, for the year ended 31st March, 1909. Presented 12th November, 1909, by Hon. G. P. Graham.
Printed for both distribution and sessional papers.
- 38.** Statement of Governor General's Warrants issued since the last session of parliament on account of the fiscal year 1909-10. Presented 15th November, 1909, by Hon. W. S. Fielding. *Not printed.*

CONTENTS OF VOLUME 19—*Continued.*

39. Statement in pursuance of section 17 of the Civil Service Insurance Act, for the year ended 31st March, 1909. Presented 16th November, 1909, by Hon. W. S. Fielding.
Not printed.
40. Statement of expenditure on account of miscellaneous unforeseen expenses, from the 1st April, 1909, to the 10th November, 1909, in accordance with the Appropriation Act of 1909. Presented 16th November, 1909, by Hon. W. S. Fielding.*Not printed.*
41. Statement of superannuation and retiring allowances in the Civil Service during the year ended 31st December, 1909, showing name, rank, salary, service, allowance and cause of retirement of each person superannuated or retired, also whether vacancy filled by promotion or by new appointment, and salary of any new appointee. Presented 16th November, 1909, by Hon. W. S. Fielding.*Not printed.*
42. Return of constables employed on the Transcontinental Railway, as required under the provisions of section 6, chapter 92, of the Revised Statutes of Canada. Presented 19th November, by Hon. A. B. Aylesworth.*Not printed.*
- 42a. Return to an order of the House of Commons, dated 16th November, 1909, for a copy of all reports, letters, communications and documents touching or relating to the resignation of Hugh D. Lumsden from his position as Chief Engineer of the National Transcontinental Railway, including a copy of all letters, communications or reports of the said Hugh D. Lumsden to the Prime Minister, touching or relating to his resignation, or to the affairs of the National Transcontinental Railway. Presented 23rd November, 1909.—*Mr. Borden.**Printed for both distribution and sessional papers.*
- 42b. Return to an order of the House of Commons, dated 29th November, 1909, for a copy of all correspondence had between the Minister of Railways and the Transcontinental Railway Commission relating to the sub-letting of contracts for the construction of the Transcontinental Railway in New Brunswick; and the failure of sub-contractors to make payment for supplies and material furnished by farmers, merchants and others for use in said work. Presented 13th December, 1909.—*Mr. Crockett.**Not printed.*
- 42c. Return to an order of the House of Commons, dated 29th November, 1909, for a copy of all correspondence connected with and relating to the letter of the Auditor General to the Secretary of the National Transcontinental Railway Commission of the 18th of August, 1909, in which the Auditor General points out that 64,192 cubic yards of excavation, classified at an average price of 83.06 cents, were subsequently reclassified at \$1.10½ per cubic yard, thereby increasing the cost by the sum of \$17,453.80, and asking for an explanation. Presented 13th December, 1909.—*Mr. Lennox.**Not printed.*
- 42d. Return to an order of the House of Commons, dated 17th December, 1909, for a copy of all certificates, recommendations, letters, memoranda and documents in connection with the promotion of Mr. McIntosh on the 16th of November, 1908, from the position of Division Engineer, Division No. 6, District F, to the position of Assistant District Engineer, District F, and the increase of his salary from \$200 to \$275 per month; also of all complaints against the professional conduct or efficiency of Mr. McIntosh made to the Transcontinental Railway or the Railway Department before the date of promotion. Presented 24th January, 1910.—*Mr. Lennox.**Not printed.*
- 42e. Return to an order of the House of Commons, dated 29th November, 1909, for a copy of all correspondence between the following legal firms: Rothwell & Johnson, Rothwell, Johnson & Bergeman, and Rothwell, Johnson & Stubbs, on the one side, and the Government or the Transcontinental Railway Commissioners, on the other side, as to the instructions to the solicitors for legal services rendered in passing titles of property

 CONTENTS OF VOLUME 19—*Continued.*

acquired by the Government, and in respect to the bill of cost and charges of the said several firms; and all papers, documents, letters, telegrams and correspondence having any reference to the items of charges of said firms appearing on page W—370 of the Auditor General's Report of 1909, amounting in the whole to \$1,376.60. Presented 24th January, 1910.—*Mr. Meighen*... ..*Not printed.*

- 42f.** Return to an order of the House of Commons, dated 17th December, 1909: 1. Showing the names and addresses of the engineers who surveyed and located the line of the Eastern Division of the Transcontinental Railway, and the part of the railway covered by the work of each engineer. 2. The name and address of the engineer who prepared the estimates of quantities and prices of the section or portion of the line covered by each contract. 3. The names of the engineers acting upon behalf of the Railway Department, or Railway Commission, and the Grand Trunk Pacific Railway Company, in determining upon the form and wording of the specifications, as provided for by the seventh section of the agreement between the government and the company. 4. The names of such of the engineers acting in any of the capacities aforesaid, as subsequently acted in connection with construction, when and for how long, in what capacity, where their services have been dispensed with, and for what cause. 5. The names and addresses of all the engineers in the service of the Railway Commission, or Railway Department, on Districts B and F of the said Eastern Division, since the commencement of the construction of the railway, the capacity in which each was employed, the salary in each case, the promotions, increases of salary, retirements and dismissals which have taken place, the cause for promotion, dismissal or retirement in each case, and a copy of all complaints lodged with the commissioners or their chief engineer or the department, against any of these engineers. 6. The names of the engineers now in charge of or engaged upon District B and F, and the official position and salary of each. Presented 3rd February, 1910.—*Mr. Lennor*... ..*Not printed.*
- 42g.** Interim Report of the Commissioners of the Transcontinental Railway, being for the nine months ended 31st December, 1909, setting forth the receipts and expenditure in connection with the Eastern Division of the National Transcontinental Railway, and such other matters in relation to the said railway as appear to be of public interest. Presented 4th February, 1910, by Hon. G. P. Graham... ..*Not printed.*
- 42h.** Return to an order of the House of Commons, dated 7th February, 1910, showing all written objection to classification upon the Transcontinental Railway made since July 26th, 1908, and in reference to overbreak or other over expenditure since 2nd October, 1908. Presented 17th February, 1910.—*Mr. Lennor*... ..*Not printed.*
- 42i.** Return to an order of the House of Commons, dated 24th January, 1910, showing: (a) The names of the contractors for the construction of the National Transcontinental Railway and the number, mileage and location of the contract; (b) the estimated expenditure under each contract at the time the contract was let, based upon the engineer's estimate of quantities, at dates of the accepted tender; (c) the estimated increase or decrease in expenditure in each case occasioned by change in location, specification, construction, material, grade or other change subsequent to the letting of the contract; (d) the amount returned and claimed on progress estimates under each contract to date, the amount actually paid under each contract, and the estimated amount yet required to complete the work in each case; (e) the engineer's estimated quantity of solid rock, loose rock and common excavation in the section of line covered by each contract, the estimated cost under these headings, based upon the rates of the accepted tender, the actual expenditure under these headings to date, as shown by progress estimates, the amounts actually paid to date under these headings, and the

CONTENTS OF VOLUME 19—*Continued.*

estimated quantities of work yet to be done, and the estimated sums yet to be paid under these headings in respect of each contract. Also as to all contracts other than the twenty-one covered by the Return brought down on the 26th of April, 1909, No. 46h: a copy of (a) engineer's itemized estimate of quantities as to each contract of each class of work and material, as set out in the schedules and itemized, and total estimated expenditure based upon rates of accepted tender, and (d) a copy of all tenders received; (c) itemized quantities of work and material under the various headings actually done or furnished to date, and itemized, and total expenditure therefor; itemized statement of estimated quantities of work yet to be done and material, &c., yet to be furnished and itemized, and total estimated cost of the same based on contract prices. Presented 17th February, 1910.—*Mr. Lennor.*

Not printed.

- 42j. Return to an address of the House of Commons, dated 14th February, 1910, for a copy of all correspondence, submissions, references, reports, returns and orders in council, in reference to the adjustment of the disputed item of 581 cubic yards of excavation, claimed at 10 instead of \$2.50 a cubic yard, referred to in a letter of the Auditor General to the Secretary of the Transcontinental Commission, dated the 18th August, 1909. Presented 24th February, 1910.—*Mr. Lennor.**Not printed.*
43. Report of Robert M. Coulter, Deputy Postmaster General, on his mission to Australia and New Zealand to discuss with the governments of those countries the possibility of taking steps that would lead to the inauguration of a steamship service between England, Australia and New Zealand, via Canada, on the Atlantic and Pacific oceans. Presented 22nd November, 1909, by Sir Wilfrid Laurier.. .*Printed for sessional papers.*
44. Return to an order of the House of Commons, dated 16th November, 1909, for a copy of all correspondence, documents and papers of every description not already brought down touching the recent treaty with the French Republic, or any modification therein. Presented 24th November, 1909.—*Mr. Borden.**Not printed.*
45. Minutes of proceedings of the Board of Internal Economy of the House of Commons for the past year, pursuant to Rule of the House No. 9. Presented 24th November, 1909, by the Hon. The Speaker.. . . .*Not printed.*
46. Detailed statement of all bonds or securities registered in the Department of the Secretary of State of Canada, since last return (2nd February, 1909), submitted to the parliament of Canada under section 32 of chapter 19, of the Revised Statutes of Canada, 1906. Presented 25th November, 1909, by Hon. C. Murphy.. . . .*Not printed.*
47. Return under chapter 125 (R.S.C), 1906, intituled: 'An Act respecting Trade Unions,' submitted to parliament in accordance with section 33 of the said Act. Presented 25th November, 1909, by Hon. C. Murphy.. . . .*Not printed.*
48. Return of orders in council passed between the 1st of December, 1908 and the 31st October, 1909, in accordance with the provisions of section 5 of the Dominion Land Survey Act, chapter 21, 7-8 Edward VII. Presented 29th November, 1909, by Hon. F. Oliver.. . . .*Not printed.*
49. Return of orders in council which have been published in the *Canada Gazette* and in the *British Columbia Gazette*, between 1st December, 1908, and 31st October, 1909, in accordance with provisions of subsection (d) of section 38 of the regulations for the survey, administration, disposal and management of Dominion lands within the 40-mile railway belt in the province of British Columbia. Presented 29th November, 1909, by Hon. F. Oliver.. . . .*Not printed.*

CONTENTS OF VOLUME 19—*Continued.*

50. Return of orders in council passed between the 1st December, 1908, and the 31st October, 1909, in accordance with the provisions of the Forest Reserve Act, sections 7 and 13 of chapter 56, Revised Statutes of Canada. Presented 29th November, 1909, by Hon. F. Oliver.*Not printed.*
51. Return of orders in council passed between the 1st December, 1908, and the 31st October, 1909, in accordance with the provisions of the Rocky Mountain Park Act, section 5 of chapter 60, Revised Statutes of Canada. Presented 29th November, 1909, by Hon. F. Oliver.*Not printed.*
52. Return of orders in Council which have been published in the *Canada Gazette*, between 1st December, 1908, and 31st October, 1909, in accordance with the provisions of section 77 of the Dominion Lands Act, chapter 20 of the Statutes of Canada, 1908. Presented 29th November, 1909, by Hon. F. Oliver.*Not printed.*
53. Return to an order of the House of Commons, dated 18th November, 1909, for a copy of all correspondence and papers respecting the application by the United States immigration service to the Minister of the Interior, for the deportation of one Mrs. Goby, an alleged immigrant, to the United States of America from Canada, entering at the port of Sault Ste. Marie, Michigan, together with a copy of all orders, decisions, reports and returns regarding any action taken thereupon by the Department of the Interior. Presented 1st December, 1909.—*Mr. Boyce*.*Not printed.*
54. General orders issued to the Militia between the 1st February, 1909, and the 1st November, 1909, inclusive. Presented 1st December, 1909, by Sir Frederick Borden.
Not printed.
55. Report of the Ottawa Improvement Commission for the fiscal year ended 31st March, 1909. Presented 3rd December, 1909, by Hon. W. S. Fielding.
Printed for sessional papers.
56. Certified copy of a Report of the Committee of the Privy Council, approved by His Excellency the Governor General on the 12th May, 1909, on the subject of a despatch from the Right Honourable the Principal Secretary for the Colonies, transmitting an invitation from the Honorary Secretary of the 12th International Congress on Alcoholism to the Government of Canada, to appoint delegates to attend the congress in question. Presented 6th December, 1909, by Sir Wilfrid Laurier.*Not printed.*
57. Return to an order of the House of Commons, dated 22nd November, 1909, for a copy of all memorials, reports, correspondence and documents in the possession of the government not already brought down, relating to a survey of a route for a tunnel under the Straits of Northumberland between the province of Prince Edward Island and the mainland of Canada, and also relating to the construction of such tunnel. Presented 6th December, 1909.—*Mr. Warburton*.*Not printed.*
58. Return (in so far as the Department of the Interior is concerned) of copies of all orders in council, plans, papers, and correspondence which are required to be presented to the House of Commons, under a resolution passed on 20th February, 1882, since the date of the last return, under such resolution. Presented 7th December, 1909, by Hon. F. Oliver.*Not printed.*
- 58c. Return of lands sold by the Canadian Pacific Railway during the year ended on the 31st October, 1909. Presented 18th January, 1910, by Hon. F. Oliver.*Not printed.*
59. Return to an address of the House of Commons, dated 16th November, 1909, for a copy of all orders in council at present in force with reference to immigration; also a copy of all regulations in force at the present time in connection with immigration in Canada. Presented 9th December, 1909.—*Mr. Wilson (Lennox)*.*Not printed.*

CONTENTS OF VOLUME 19—*Continued.*

- 60.** Return to an order of the House of Commons, dated 22nd November, 1909, showing:—
 1. The application made to the Railway Board for protection of railway crossings under the provisions of chapter 32 of the Statutes of 1909, an Act to amend the Railway Act, and (a) the cases in which these applications have been granted, (b) in which they have been refused, when refused, and the reason for refusal. 2. The names of the persons in each case making the application. 3. The cases in which the board of its own motion made an order for the protection of crossing under said act. 4. The appropriation made by the board out of the Railway Grade Crossing Fund under said act, and the crossing in respect of which such appropriations were made. 5. The character or description of the crossing in question, and the character, description and cost in each case of the construction work of protection ordered or directed by the board. 6. The amount in each case ordered or directed by the board to be paid out of the said fund and by the railway company and municipality or other party to the proceedings. 7. The cases in which the work ordered to be done (a) has been completed, (b) in which it is under construction, (c) the cases in which the municipality has submitted to or complied with the order of the board, and (d) cases in which the municipality has refused to comply. Presented 14th December, 1909.—*Mr. Lennox.*
Not printed.
- 61.** Return to an order of the House of Commons, dated 24th November, 1909, showing what Indian lands within the territories now covered by each of the provinces of Manitoba, Saskatchewan and Alberta, have been sold yearly since 30th June, 1900; such information to be detailed as follows: the name of each reserve, the area sold therein yearly, the average prices realized, and the cash paid to the Indians concerned at the time of sale, under the terms of surrender. Presented 15th December, 1909.—*Mr. McGrath.*
Not printed.
- 62.** Return to an order of the House of Commons, dated 22nd November, 1909, showing the areas sold or leased as oil lands in the Northwest, giving the amount sold or leased, the date when, and the parties to whom sold or leased, and if leased, the various assignments, if any, made thereof, and the dates of the same. Presented 15th December, 1909.—*Mr. Foster.**Not printed.*
- 63.** Return to an order of the House of Commons, dated 16th November, 1909, showing: Copy of the contract for the dredging of the Napanee river during the summer of 1909; name of the contractor who had the contract; names of the engineers in charge of the work and the inspector; the depth and width of the channel after dredging; the length of time taken to complete the work; the total amount of money expended on the work; whether the work was done by day work or by the yard; and the prices paid by day or by yard. Presented 15th December, 1909.—*Mr. Wilson (Lennox).*
Not printed.
- 64.** Return made to parliament in accordance with chapter 47, section 4, Revised Statutes, 1906, containing copy of the orders in council for the issue of licenses to United States fishing vessels to enable them to buy bait, ice, lines, &c. during the year 1910. Presented 16th December, 1909, by Hon. L. P. Brodeur.*Not printed.*
- 65.** Return, in pursuance of section 16 of the Government Annuities Act, 1908, containing statement of the business done during the fiscal year ending March 31st, 1909, together with a copy of the regulations made under section 13 of the act. Presented 17th December, 1909, by Hon. W. S. Fielding.*Printed for sessional papers.*
- 66.** Report of the Commissioner, Dominion Police Force, for the year 1909. Presented 12th January, 1910, by Hon. A. B. Aylesworth.*Not printed.*

CONTENTS OF VOLUME 19—*Continued.*

67. Return to an order of the House of Commons, dated 29th November, 1909, for a copy of all reports and correspondence in connection with section 29, township 9, range 22, west of the 4th meridian, as well as applications for railway right of way and station grounds within such land. Presented 12th January, 1910.—*Mr. McGrath...Not printed*
68. Return to an order of the House of Commons, dated 6th December, 1909, for a copy of all papers, reports, correspondence, &c., between the Department of the Interior and its officers and agencies and any other persons, relative to the s.w. $\frac{1}{4}$ section 24-38-10 west 3rd m., and the respective claims of Allan R. Mudie and Thos. G. Warwick. Presented 12th January, 1910.—*Mr. Lake...Not printed*
69. Return to an order of the House of Commons, dated 15th December, 1909, showing the names of the two hundred and twenty-one members of the House of Commons, as provided for in 6-7 Edward VII., Dominion Statutes, 1907, chapter 41, section 1, excepting only such seat or seats as have fallen vacant. Presented 12th January, 1910.—*Mr. White (Renfrew)...Not printed*
70. Return to an order of the House of Commons, dated 24th November, 1909, showing the total number of incubators and brooders, respectively, imported into Canada from the United States during the fiscal year ending March 31st, 1909, and the total cost of each. Presented 13th January, 1910.—*Mr. White (Renfrew)...Not printed*
71. Return to an order of the House of Commons, dated 22nd November, 1909, for a copy of all letters, telegrams, applications, contracts and correspondence with regard to the taking of spawn for the fish hatchery at Snake Island, Winnipegosis, for the years 1907, 1908 and 1909. Presented 13th January, 1910.—*Mr. Campbell...Not printed*
72. Return to an order of the House of Commons, dated 15th December, 1909, showing a list of all exports, technical advisers, and special officers generally, engaged by the government in connection with the naval defence programme and its execution, giving names, special qualifications, duration of engagement and rate of remuneration, as well as the total amount expended to date under the above; also amounts expended to date for articles, books, instruments and objects of all kinds in connection with said naval defence programme. Presented 13th January, 1910.—*Mr. Monk.*
Printed for sessional papers.
73. Return to an order of the House of Commons, dated 29th November, 1909, showing the number of lighthouses in British Columbia, the salaries of the lightkeepers at the end of the financial year 1907-1908; what the salaries are to-day; why some salaries have been reduced and when such reduction took place. Presented 13th January, 1910.—*Mr. Smith (Nanaimo)...Not printed*
74. Return to an address of the House of Commons, dated 18th November, 1909, for a copy of all orders in council, correspondence, documents and papers of every description relating to the proposed sale or disposal of any part of the Peigan Indian Reserve in the province of Alberta, including any advertisement of such sale and record of the proceedings, whether by vote or otherwise, under which any of the Indians on said reserve purported to give their consent thereto. Also a return showing the actual number of Indians on said reserve entitled to vote or elect in respect of such proposed sale, and all other information in the possession of the department or its officials relating to or in any way referring to the proceedings in connection with such proposed sale. Presented 13th January, 1910.—*Mr. Herron...Not printed*

CONTENTS OF VOLUME 19—Continued.

- 75.** Return to an order of the House of Commons, dated 17th December, 1909, for a copy of all papers, reports, correspondence, &c., between the Department of the Interior, and its officers and agencies, and any other person, relative to the s.w. $\frac{1}{4}$ section 16-30-9, w. 3rd m., and the respective claims thereto of Thomas Paterson and J. F. Sibbald. Presented 13th January, 1910.—*Mr. Lake*.. . . .*Not printed.*
- 76.** Return to an order of the House of Commons, dated 24th November, 1909, showing approximately the amount of revenue collected by the government between the 1st January, 1908, and the 1st November, 1909, in the province of Alberta and Saskatchewan, respectively, on account of payments for coal lands, coal royalties, bonuses and rental on timber lands, timber dues, hay lands, grazing lands, irrigation areas, school lands, minerals, water powers, stone quarrying lands, Indian lands, or on account of any natural resources within each of the above provinces. Presented 13th January, 1910.—*Mr. McCarthy*.. . . .*Not printed.*
- 77.** Return to an order of the House of Commons, dated 17th December, 1909, for a copy of all documents and papers relating to the western shipment of grain. Presented 13th January, 1910.—*Mr. Taylor (Leeds)*.. . . .*Not printed.*
- 78.** Return to an order of the House of Commons, dated 24th November, 1909, for a copy of all letters, correspondence and complaints, or other papers, from Indians or others regarding the manner in which the St. Peter's Indians have been treated relating to lands allotted to them by the government in consideration of the surrender of St. Peter's Reserve. Presented 13th January, 1910.—*Mr. Bradbury*.. . . .*Not printed.*
- 78a.** Return to an order of the House of Commons, dated 13th December, 1909, for a copy of all instructions to J. O. Lewis, Indian Agent at Selkirk, regarding the delivery of patents to Indians entitled to same, in connection with the surrender of St. Peter's Reserve. Presented 13th January, 1910.—*Mr. Bradbury*.. . . .*Not printed.*
- 78b.** Return to an order of the House of Commons, dated 6th December, 1909, showing all moneys paid by the government in connection with the surrender of St. Peter's Reserve, to whom paid, and for what; also all moneys paid in connection with the moving of the Indians to the new reserve on Lake Winnipeg, to whom paid, and for what. Presented 13th January, 1910.—*Mr. Bradbury*.. . . .*Not printed.*
- 78c.** Return to an order of the House of Commons, dated 29th November, 1909, for a copy of all instructions sent to the Indian Agent at Selkirk, in connection with St. Peter's Indians pledging or disposing of their holdings, secured through the surrender of their reserve; a statement showing all those entitled to receive patents for lands in connection with the surrender of the reserve, the applications made by those so entitled for their patents, and receipts signed for the patents by those so entitled on delivery of the patent. Presented 13th January, 1910.—*Mr. Bradbury*.. . . .*Not printed.*
- 78d.** Copy of papers relating to St. Peter's Indian Reserve, comprising letters of instructions and commission to Mr. H. M. Howell, Report of H. M. Howell, and advertisement in connection with auction sale of lands. Presented 27th January, 1910, by Hon. F. Oliver.. . . .*Not printed.*
- 78e.** Return to an order of the House of Commons, dated 17th January, 1910, for a copy of all accounts of George Tracy, of Selkirk, against Indians of St. Peter's Reserve, Manitoba, now on file in the Department of Indian Affairs here, and of all correspondence in the department in relation thereto. Presented 31st January, 1910.—*Mr. Bradbury*.. . . .*Not printed.*

CONTENTS OF VOLUME 19—Continued.

- 78f.** Return to an order of the House of Commons, dated 14th February, 1910, for a copy of all papers and instructions given to A. S. Williams, Law Clerk of the Department of Indian Affairs, and to S. Swinford, Inspector of Indians, Winnipeg, in connection with their work among the St. Peter's Indians in Manitoba; also a copy of the report of these gentlemen in connection with the work they have been engaged in during the last few weeks among the St. Peter's Indians. Presented 4th April, 1910.—*Mr. Bradbury.*
Not printed.
- 79.** Return to an order of the Senate, dated 26th November, 1909, for a copy of the several complaints which in 1908 and 1909 have been made by different parties to the Minister of the Interior or to the Superintendent of Immigration of the manner in which immigrants are treated at Quebec. Presented 13th January, 1910.—*Hon. Mr. Landry.*
Not printed.
- 80.** Return to an order of the Senate, dated 2nd December, 1909, for a copy of all accounts filed during the fiscal year 1907-8 in the Department of the Interior by Sosthène Morisset, one of the clerks of the Immigration office at Quebec. Presented 13th January, 1910.—*Hon. Mr. Landry.**Not printed.*
- 80a.** Return to an order of the Senate, dated 3rd December, 1909, for a copy (1) of the medical certificate given by Doctors Pagé and Nadeau to justify the order for the sending back of the immigrant Otta Nittinen, in November, 1908; (2) of the correspondence on this subject exchanged between the agent of the Canadian Pacific Railway, Mr. Jules Hone, and Messrs. Lavoie and Stein of the Immigration Office at Quebec, and the Superintendent General of Immigration at Ottawa, Mr. W. D. Scott, in November and December, 1908. Presented 13th January, 1910.—*Hon. Mr. Landry.*
Not printed.
- 80b.** Return to an order of the Senate, dated 3rd December, 1909, for a copy of the attendance and pay-lists of the employees in the Immigration Office at Quebec, for the first four months of the present year. Presented 13th January, 1910.—*Hon. Mr. Landry.*
Not printed.
- 80c.** Return to an order of the Senate, dated 2nd December, 1909, for the Report of Detentions and Deportations at the port of Quebec for the month of November, 1908. Presented 13th January, 1910.—*Hon. Mr. Landry.**Not printed.*
- 80d.** Return to an address of the Senate, dated 25th January, 1910, for a copy of the attendance and pay-lists of the employees of the Immigration Office at Quebec, for the months of January, February, March and April of 1909. Presented 10th February, 1910.—*Hon. Mr. Landry.**Not printed.*
- 80e.** Return to an order of the Senate, dated 12th January, 1910, for a copy of the report made in 1906 to the Department of the Interior by Mr. Blair, upon the inquiry held by him at Quebec, at the Immigration Office, on the subject of certain complaints concerning the administration of the said office. Presented 22nd February, 1910.—*Hon. Mr. Landry.**Not printed.*
- 80f.** Return to an order of the House of Commons, dated 13th December, 1909, for a copy of the correspondence exchanged since the 1st of January, 1908, between the medical examiners of immigrants and the Superintendent of Immigration, respecting the inspection of immigrants. Presented 23rd March, 1910.—*Mr. Paquet.**Not printed.*

CONTENTS OF VOLUME 19—*Continued.*

- 80g.** Return to an order of the Senate, dated 10th March, 1910, for the production of all complaints made to the Department of the Interior against the present Immigration Agent at Quebec, and of all the correspondence exchanged on this subject between the different parties in question and the department or any of its officers. Presented 6th April, 1910.—*Hon. Mr. Landry*. *Not printed.*
- 80h.** Return to an order of the Senate, dated 2nd March, 1910, calling for the production of all correspondence between the present Immigration Agent at Quebec and his superior in the Department of the Interior, on the subject of his retirement, dismissal or promotion of officers under his control, or of the increase or decrease of their salaries or remuneration. Presented 6th April, 1910.—*Hon. Mr. Landry*. *Not printed.*
- 80i.** Return to an order of the Senate, dated 1st February, 1910, for a copy of the accounts sent by the restaurant keeper, Jacques Dery, to the Immigration Department, for meals furnished the employees of the Immigration Office at Quebec, from 1st January, 1906, until 1st January, 1910, specifying separately for each employee, the date of each meal and the sum asked, and also a copy of all the accounts sent, from time to time, by the same restaurant keeper during the same period, for meals given and provisions furnished in connection with the Immigration Office at Quebec. Presented 6th April, 1910.—*Hon. Mr. Landry*. *Not printed.*
- 80j.** Return to an order of the Senate, dated 10th March, 1910, for a copy of all correspondence exchanged between the Immigration Department and Doctor Jos. P. Lavoie, Immigration Agent at Quebec, since the appointment of the latter, with regard to the following subjects, to wit: The expense of equipping his office; the placing of the telephone, the cost and the use of that instrument; the installing of electric fans in the immigrants' eating room, and in the agent's dining room; the changes to be made in the personnel of the Quebec office; the appointment of new employees; and every subject concerning the internal administration of his office. Presented 13th April, 1910.—*Hon. Mr. Landry*. *Not printed.*
- 80k.** Return to an order of the Senate, dated 7th April, 1910, for the production of the requests or of the complaints made by the navigation companies for the past five years, on the subject of the insufficiency of the means of accommodation put at the disposal of the authorities of Grosse Isle for the benefit of the immigrants, obliged by the regulations to remain there. Presented 2nd May, 1910.—*Hon. Mr. Landry*. . . *Not printed.*
- 80l.** Return to an order of the Senate, dated 26th April, 1910, calling for the production of a copy of the attendance list of the employees of the Immigration Office at Quebec for the month of October, 1908. Presented 4th May, 1910.—*Hon. Mr. Landry*. *Not printed.*
- 80m.** Return to an order of the Senate, dated 7th April, 1910, calling for the production of a copy of the attendance lists of the employees of the Immigration Office at Quebec, from the 1st April, 1909, to this day, and also for a copy of the pay-lists of the same employees during the same period. Presented 4th May, 1910.—*Hon. Mr. Landry*.
Not printed.
- 81.** Return to an order of the House of Commons, dated 16th November, 1909, showing in relation to each dog-fish reduction plant or establishment for the reduction of dog-fish erected by or for the government or maintained in whole or in part by the government, (a) the cost of construction, (b) the cost of maintainance for each year, (c) the location, (d) the quantity of dog-fish treated thereat in each year, and (e) the amount realized from the sale of or the disposal in each year. Presented 17th January, 1910.—*Mr. Borden*.
Not printed.

CONTENTS OF VOLUME 19—Continued.

- 82.** Return to an order of the House of Commons, dated 6th December, 1909, for a copy of all correspondence, reports, documents and papers touching the matter of the salmon fishery of Salmon River, Digby county, N.S., and the fishways or passes in said river. Presented 17th January, 1910.—*Mr. Jameson*... ..*Not printed.*
- 83.** Return to an order of the House of Commons, dated 22nd November, 1909, for a copy of all reports, correspondence and other papers relating to the condition and maintenance of the buoy on the Old Proprietor Ledge in the Bay of Fundy since January 1st, 1908; also of all reports, correspondence and other papers relating to the establishment, equipment, maintenance and operation of the life boat and life saving station at Seal Cove, in the Bay of Fundy; also copy of all instructions issued to Captain Lugar in connection with the inquiry into the wreck of the ss. *Hestia*, and of the findings and report on said inquiry. Presented 17th January, 1910.—*Mr. Daniel*... ..*Not printed.*
- 83a.** Supplementary Return to No. 83. Presented 14th February, 1910... ..*Not printed.*
- 84.** Return to an order of the House of Commons, dated 15th December, 1909, showing: 1. The present indebtedness to the Dominion government of the Montreal Turnpike Trust (a) on capital account, (b) for arrears of interest. 2. The amount collected at each toll gate belonging to the said turnpike trust during the year ending 31st December, 1908, and for the first six months of the year 1909. 3. The names of all parties who have commuted their tolls during each of the two above mentioned periods and the amount of the commutation money paid to the trust in each case. 4. The amount expended on each section or road division under the control of said trust, during the year ending 31st December 1908, and the contracts given out during the said year, with the name of the contractor and the date and amount of money involved in each case; and a statement in each case also as to whether the contract was awarded after tender called through newspapers. 5. The amount paid out during the said two first above-mentioned periods at each toll gate for salaries of day and night guardians and any other expenditures at each of the toll gates maintained. 6. The names of all parties holding passes for free use of the roads under control of said trust during the period above mentioned, with a statement, in each case, of the reason why the pass was so granted. 7. The expenses of the said trust during each of the two periods above mentioned for rent, salaries of the office, inside or outside service, giving name and remuneration of each official and amounts paid to any civil engineer employed by the trust. 8. The actual present indebtedness in detail of said trust outside of its bonds due to the government of Canada. 9. The amounts collected by said trust during the above-mentioned periods from municipalities under special agreements made as to their share pro rata of the bonded indebtedness of the turnpike trust. 10. The names of all members of the trust elected to represent the bondholders, with date of election in each case, during said two periods. 11. The amounts paid by the trust to any of its members or officials during said two periods, whether as travelling or personal expenses, or indemnity for attendance or for any other reason whatever. 12. The name of any auditor who has acted during said two periods, and the amount paid such auditor. 13. An exact statement of any amounts paid by the trust for purchase or lease of any property outside of the city of Montreal and in defraying the travelling or displacement or maintenance expenses of the trustees or their officials generally. Presented 17th January, 1910.—*Mr. Monk*... ..*Not printed.*
- 85.** Return to an address of the House of Commons, dated 29th November, 1909, for a copy of all orders in council relating to the North Atlantic Trading Company, and all correspondence between the North Atlantic Trading Company and the government, or any member or official thereof, since November 1, 1906, and up to 20th November, 1909. Presented 20th January, 1910.—*Mr. Wilson (Lennon)*... ..*Not printed.*

CONTENTS OF VOLUME 19—Continued.

- 85a.** Return to an order of the House of Commons, dated 15th December, 1909, for a copy of petition of right of pleas offered in defence in the case of the suit of the North Atlantic Trading Company vs. the King, in the Exchequer Court, and of all correspondence as well as reports and petitions which led up to the government granting a fiat to the suppliant; and a copy of all letters having reference to the said claim now sued upon from the time of the final payment to the said North Atlantic Company. Presented 20th January, 1910.—*Mr. Monk*... ..*Not printed.*
- 86.** Return to an order of the House of Commons, dated 6th December, 1909, for a copy of all correspondence, documents, and reports since the 1st January, 1908, between our immigration agents in Belgium and the Minister of the Interior. Presented 20th January, 1910.—*Mr. Paquet*... ..*Not printed.*
- 86a.** Return to an order of the House of Commons, dated 18th November, 1909, giving the names and addresses of all immigration agents at the present time employed by the government in Great Britain, the continent of Europe, and the United States, on salary, the amount of salary paid to each, the amount of other perquisites paid to each, if any; the names and addresses of all immigration agents at the present time employed by the government in the above countries on commission, the amount of such commission, the rate of commission per immigrant, the amount of other perquisites paid to each; the names and addresses of all special immigration agents in the above countries appointed during the fiscal years 1908-9 and up to 1st November, 1909, the date of the appointment of each, the address of each at the time of his appointment, the amount of salary, commission, or other perquisites paid to each, and the length of time served by each in respect of such appointment. Presented 4th February, 1910.—*Mr. Wilson (Lennox)*... ..*Not printed.*
- 87.** Return to an order of the House of Commons, dated 1st December, 1909, showing all casualties and accidents attended with danger or loss of human life, that have occurred in the Marine and Fisheries Department owing to the operation of pintsch and acetylene gas as an illuminant, for each year since 1880, together with a copy of all papers and reports in connection therewith. Presented 20th January, 1910.—*Mr. Foster*... ..*Not printed.*
- 88.** Return to an order of the House of Commons, dated 6th December, 1909, for a copy of all correspondence, petitions, and other papers between any person or persons and the government, or any member thereof, or any official thereof, with reference to the dredging of the Napanee river. Presented 20th January, 1910.—*Mr. Wilson (Lennox)*... ..*Not printed.*
- 89.** Return to an order of the House of Commons, dated 13th December, 1909, for a copy of all correspondence had between the Post Office and Public Works Departments, together with all reports and other documents relating to the necessity of providing adequate post office accommodation in the city of Lethbridge. Presented 20th January, 1910.—*Mr. Magrath*... ..*Not printed.*
- 89a.** Supplementary Return to No. 89. Presented 18th February, 1910... ..*Not printed.*
- 90.** Interim Report of the Dominion Fisheries Commission for the investigation of the waters on Lac du Bonnet fisheries. Presented 20th January, 1910, by Sir Wilfrid Laurier... ..*Not printed.*
- 90a.** Interim Report of the Dominion Fisheries Commission for the investigation of the waters of Manitoba and the West. Presented 20th January, 1910, by Sir Wilfrid Laurier... ..*Not printed.*

 CONTENTS OF VOLUME 19—*Continued.*

- 90b.** Return to an order of the House of Commons, dated 22nd November, 1909, for a copy of all letters, telegrams, applications, contracts, lease or leases and correspondence with regard to Lac du Bonnet fishing. Presented 27th January, 1910.—*Mr. Campbell.*
Not printed.
- 90c.** Return to an address of the House of Commons, dated 4th February, 1909, for a copy of all correspondence, orders in council, papers and documents relating to the question of fisheries in the Pembina river, in the province of Manitoba, and of regulations or agreements with the United States government in reference to the rivers running from one country into the other. Presented 14th February, 1910.—*Mr. Sharpe (Lisgar).*
Not printed.
- 91.** Return to an order of the House of Commons, dated 15th December, 1909, for a copy of the pay sheets of the employees on the Lachine canal under the supervision of Denis O'Brien for the months of May, June, July, August, September, October and November. Presented 24th January, 1910.—*Mr. Verville.**Not printed.*
- 92.** Return to an order of the House of Commons, dated 24th January, 1910, for a copy of all instructions given during his term of office by the Honourable Speaker Blanchet, to the then sergeant-at-arms, or to other officials in connection with the appointment of sessional messengers. Presented 26th January, 1910.—*Mr. Monk.**Not printed.*
- 93.** Return to an order of the House of Commons, dated 18th November, 1909, showing the number of fatal accidents resulting from the use of explosives in the construction of railways and other public works in Canada, reported to either the Department of Railways and Canals, the Department of Public Works, or the National Transcontinental Railway Commissioners, within the past three years; the nature of investigation, if held, after each accident; and what precautions have been taken to prevent or minimize the number of accidents from the use of explosives on construction work in Canada under control of government officials. Presented 26th January, 1910.—*Mr. Robb.**Printed for sessional papers.*
- 94.** Return to an order of the House of Commons, dated 18th November, 1909, for a copy of all applications, petitions, letters, telegrams, documents, plans, specifications and correspondence with reference to, and in any way concerning the application for subsidy for the building of a dry-dock and ship-building yard by certain persons, or company, at or in the vicinity of the town of Sault Ste-Marie, Ontario. Presented 26th January, 1910.—*Mr. Boyce.**Not printed.*
- 94a.** Return to an order of the House of Commons, dated 18th November, 1909, for a copy of all applications, petitions, letters, telegrams, documents, plans, specifications and correspondence with reference to and in any way concerning the application for subsidy for the building of a dry-dock and ship-building yard by certain persons, or company, at or in the vicinity of the town of Port Arthur, Ontario. Presented 11th March, 1910.—*Mr. Boyce.**Not printed.*
- 95.** Return to an order of the House of Commons, dated 17th December, 1909, showing:
1. A description by sections, townships and ranges, with areas of all lands included in the area controlled by the Southern Alberta Land Company under agreements with the government, and the date of expiry of such agreements. 2. A description by sections, townships and ranges with areas of all lands held under grazing lease or leases or assignment of leases and now controlled by Messrs. Cowdry & Maunsall, or either of them, of lands which lie between the Bow and Belly rivers, bounded on the east by range 12 and on the west by range 19, west of the fourth meridian. Presented 27th January, 1910.—*Mr. McCarthy.**Not printed.*

CONTENTS OF VOLUME 19—*Continued.*

- 96.** Return to an order of the House of Commons, dated 17th January, 1910, showing:
1. What amount has been annually expended by the government since the year 1900 in connection with the Atlantic Fisheries of Canada, apart from sums spent in the fishery protection service and for bounty, in the respective provinces of Nova Scotia, New-Brunswick, Prince Edward Island and Quebec. 2. The amount expended in each of the said provinces annually for fishery breeding purposes, dog-fish reduction plants, bait freezers, cold storage and salaries of officials, respectively. 3. What other general purposes in connection with the fisheries expenditures were made in such provinces within said period. Presented 27th January, 1910.—*Mr. Jameson*... ..*Not printed.*
- 97.** Regulations of the National Parks of Canada. Presented 28th January, 1910, by Hon. F. Oliver... ..*Printed for sessional papers.*
- 98.** Return to an order of the House of Commons, dated 19th January, 1910, showing all tenders called for by the Department of Railways and Canals, or the purchasing agent of the Intercolonial Railway of Ottawa, at any time during the year 1909, for wire fencing; a copy of any tenders received for such fencing, with the names of the tenderers, and the prices quoted by the said parties tendering for the different kinds of fencing; the names of the successful tenderers, and the particular kind of fencing bought, the gauge of wire, number of stands and distances apart of the brackets in uprights; the price per rod, and where the wire was manufactured. Presented 1st February, 1910.—*Mr. Wilcox*... ..*Not printed.*
- 98a.** Return (in part) to an order of the House of Commons, dated 1st December, 1909, for a copy of all papers in connection with the alleged securing and sale or distribution of passes on the Intercolonial Railway within the last two years, and also of all papers of every kind in connection with the alleged padding of pay-lists on the Windsor Branch Railway, and the re-sale of mutilated railway ties to the government. Presented 16th February, 1910.—*Mr. Foster*... ..*Not printed.*
- 98b.** Return to an order of the House of Commons, dated 24th January, 1910, showing:
1. How many derailments have taken place on the Intercolonial Railway during the year 1909. 2. At what points of the railway each of these derailments took place, and at what dates. 3. The report made in each case, and the cause or causes mentioned in such report. Presented 17th February, 1910.—*Mr. Talbot*... ..*Not printed.*
- 98c.** Return to an order of the House of Commons, dated 7th February, 1910, showing:
Since the beginning of the autumn train service of 1909 on the Intercolonial Railway, at what time the train leaves Oxford Junction every week day morning for Pictou is due to leave Oxford Junction and arrive at Pictou; the actual time at which the train departed each day from Oxford Junction, the actual time at which it arrived each day at Pictou; the causes of the delay, if any; and what efforts are being made to improve the service in respect of time. Presented 24th February, 1910.—*Mr. Rhodes*... ..*Not printed.*
- 98d.** Return to an order of the Senate dated 15th February, 1910, for a statement showing in so many distinct columns: 1. The names of all the employees of the Intercolonial Railway who have been dismissed or who have resigned since the Intercolonial Railway was put under the direction of the Commission of that road. 2. The respective salaries of such employees. 3. The date of their appointment. 4. The date of their dismissal. 5. The number of the division or of the section of the railway where they were employed. 6. The domicile of such employees at the time of their dismissal. Presented 19th April, 1910.—*Hon. Mr. Landry*... ..*Not printed.*

CONTENTS OF VOLUME 19—Continued.

- 98e.** Return to an order of the House of Commons, dated 14th March, 1910, showing: Since the appointment of the Government Railways' Managing Board, how many employees of the Intercolonial Railway have been dismissed at Truro, at Halifax, and at Stellarton, respectively, with their respective names; at what kind of work each was employed; on what dates, respectively, each one was dismissed; how many of them since re-employed; on what dates, respectively, each one was re-employed; how long since such re-employment each one has remained in the service; how many of them are still in the service, with their names and what each one is employed at. Presented 20th April 1910.—*Mr. Rhodes*. *Not printed.*
- 98f.** Return to an order of the House of Commons, dated 22nd November, 1909, showing the number of passes issued on the Intercolonial Railway from October 1st, 1908, to October 1st, 1909, whether annual, return trip or trip, to whom issued, the authority and upon whose recommendation the passes were issued and reasons for the issue, the several points at which these passes took effect and the destination, and also a copy of the agreement entered into by the various railways of Canada regarding the non-issuing of passes. Presented 20th April, 1910.—*Mr. Stanfield*. *Not printed.*
- 99.** Return to an order of the House of Commons, dated 6th December, 1909, for a copy of all letters, communications, petitions and correspondence with and by the government, or any minister, with regard to the appointment of some one to fill the vacancy on the Board of Railway Commissioners, caused by the demise of the late Honourable Thos. Greenway. Presented 1st February, 1910.—*Mr. Campbell*. *Not printed.*
- 100.** Return to an address of the House of Commons, dated 29th November, 1909, for a copy of all memorials, reports, correspondence and documents in the possession of the government, relating to the reduction of the representation in the House of Commons, of the several provinces of Nova Scotia, New Brunswick and Prince Edward Island, and of all correspondence with the governments of these provinces with regard to the restoration to the said provinces of such representation as they respectively had at the time of their becoming provinces of this Dominion. Presented 1st February, 1910.—*Mr. Warburton*. *Printed for sessional papers.*
- 101.** Return to an order of the House of Commons, dated 19th January, 1910, for a copy of all declarations, affidavits and solemn declarations made and sent to the Post Office Department, or to the Honourable the Postmaster General, since the first day of September, 1907, up to the fifteenth day of January, 1910, respecting the franking privilege asked for the *Arthabaska Gazette*, with copies of the lists of pretended subscribers to that newspaper with the said declarations, affidavits and solemn declarations; also a copy of the report of Mr. A. Bolduc, Post Office Inspector, respecting the said *Arthabaska Gazette*. Presented 2nd February, 1910.—*Mr. Lavergne*.
Not printed.
- 102.** Return to an order of the House of Commons, dated 13th December, 1909, showing a list of the free mail delivery routes which have been established in Canada, including the port of departure and the place of arrival, the length of each, the number of houses on each route, and the number of boxes on each route. Presented 3rd February, 1910.—*Mr. Armstrong*. *Printed for sessional papers.*
- 102a.** Return to an order of the House of Commons dated 6th December, 1909, for a copy of all papers, letters, telegrams, documents and correspondence with reference to or in any way concerning the installation of free mail delivery service in the city of Sydney, N.S. Presented 17th February, 1910.—*Mr. Maddin*. *Not printed.*

CONTENTS OF VOLUME 19—Continued.

- 103.** Return to an order of the House of Commons, dated 3rd February, 1910, for a copy of the report of Commander Wm. Wakeham, Special Commissioner and Inspector of Fisheries for the Gulf of St. Lawrence, on the Lobster Industry of the Maritime Provinces and the province of Quebec. Presented 3rd February, 1910, by Sir Wilfrid Laurier. *See Sessional Paper No. 22a.*
- 104.** Return to an order of the House of Commons, dated 17th January, 1910, for a copy of all correspondence, reports, despatches, documents and other papers relating in any way to the claim for a homestead, by the members of the family of Angus Sauve, who was in the African campaign, and who died a short time after his arrival in the country. Presented 4th February, 1910.—*Mr. Boyer*. *Not printed.*
- 104a.** (1909). 1. International Boundary Waters Treaty, signed at Washington, 11th January, 1909. 2. Rider attached by the United States Senate.
Printed for both distribution and sessional papers.
- 105.** Report of a system of uniform and common international regulations for the protection and preservation of the food fishes in international boundary waters of Canada and the United States. Prepared by the International Fisheries Commission pursuant to and under the authority of the Convention of April 11, 1908, between Great Britain and the United States. Presented 4th February, 1910, by Sir Wilfrid Laurier. *Printed for distribution.*
- 106.** Return to an order of the House of Commons, dated 19th January, 1910, for a copy of all papers, letters, telegrams, documents and correspondence, occurring during the first six months of 1908, in connection with suggested amendments to the Northwest Irrigation Act. Presented 7th February, 1910.—*Mr. Magrath*. *Not printed.*
- 107.** Return to an address of the House of Commons, dated 16th November, 1909, for a copy of all petitions addressed to His Excellency the Governor General of Canada, or to the government, or any department thereof; also of all letters, correspondence of all kinds, and all reports had by the government in reference to the navigation, cleaning and deepening of the river known as River des Prairies, following along the northern boundary of the island of Montreal. Presented 7th February, 1910.—*Mr. Monk*.
Not printed.
- 107a.** Report of Mr. G. de G. Languedoc, assistant engineer, in respect of work required to be done along Rivière des Prairies, to give a five-foot channel at low water for navigation. Presented 15th February, 1910, by Hon. W. Pugsley. *Not printed.*
- 108.** Return to an order of the House of Commons, dated 24th January, 1910, showing what interest or control the Canadian Northern Railway Company has in any of the following railway companies: The Ontario and Rainy River Railway Company, the Port Arthur, Duluth & Western Railway Company, the Manitoba & Southeastern Railway Company, the Minnesota & Manitoba Railway Company, the Minnesota & Ontario Bridge Company, the Saskatchewan Northwestern Railway Company, the Qu'Appelle, Long Lake & Saskatchewan Railway Company, the Alberta Midland Railway Company, the Edmonton, Yukon and Pacific Railway Company. 2. What subsidies either in land, money or by way of guarantee of securities have been granted to any of the railway companies mentioned on account of the main or branch lines or both, of the said companies, either by the Dominion government, or the provincial governments of Ontario, Manitoba, Saskatchewan and Alberta, or any municipality through which their lines run. 3. What portion of these subsidies have been earned to date. 4. How many miles west of Edmonton a line of railway is constructed and in operation

CONTENTS OF VOLUME 19—*Continued.*

by the Canadian Northern Railway Company. 5. What work other than location survey work has been done west of this point up to date, how much and of what nature. 6. What portion, if any, will eventually form part of the proposed line to Vancouver. 7. When the location plan of the route of the C.N.R. between Edmonton and Vancouver, by way of the Yellow Head Pass was approved by the Minister of Railways and the Board of Railway Commissioners. 8. What applications, if any, have been made since to change or in any way alter this location plan. 9. To what extent, if any, the government of Manitoba has exercised its right of control of freight rates under section 8 of schedule B of the Act 1 Edward VII, chapter 53. 10. What effect, if any, this section of said act has had in reducing freight rates in the province of Manitoba. Presented 8th February, 1910.—*Mr. Lennor*. *Not printed.*

109. Return for the year ended 31st December, 1909, of permits to take intoxicants into the Northwest Territories, in accordance with the requirements of chapter 62, section 88, of the Revised Statutes of Canada. Presented 8th February, 1910, by Hon. F. Oliver. *Not printed.*

110. Return to an order of the House of Commons, dated 6th December, 1909, showing how many officials of the government, or of the Senate or House of Commons, have residences or living rooms in Ottawa supplied by the Crown, with the estimated yearly value and the rent charged in each case. Presented 14th February, 1910.—*Mr. Blain*. *Not printed.*

110a. Supplementary Return to No. 110. Presented 24th February, 1910... *Not printed.*

111. Return to an order of the Senate, dated 26th January, 1910, showing the total amount of lands set apart for school purposes in Rupert's Land, or what now comprises the provinces of Manitoba, Saskatchewan and Alberta. The amount of said lands sold for school purposes yearly before the formation of the provinces of Saskatchewan and Alberta, and the average price realized per acre for same. The amount sold yearly in all the said provinces up to the year 1910, and the average price realized for same. The total amount of acres of school lands yet remaining unsold in the said provinces. Presented 15th February, 1910.—*Hon. Mr. Davis*. *Not printed.*

112. Return to an order of the House of Commons, dated 6th December, 1909, showing the amount received by the Minister of Finance under the Land Titles Act, section 159, cap. 110, R.S.C., 57 and 58 Vic., cap. 28, sec. 116; how such fund is invested under sec. 160 of the same Act; the amount of interest which has accrued from said fund; and the amount paid for losses arising from bad titles guaranteed by said fund. Presented 22nd February, 1910.—*Mr. Macdonell*. *Not printed.*

113. Return to an order of the House of Commons, dated 17th January, 1910, showing: 1. The name, cost, date of construction, place of construction, and gross tonnage of each of the steam vessels now owned by the Dominion government. 2. The names of those built in Canada. 3. What ones thrown open to Canadian competition. 4. In each case that was open to Canadian competition, the difference between the lowest Canadian tender and the price paid. 5. In each case where a contract was made with a builder for the construction of any of said steam vessels, the month and day when each of said contracts were signed, and when each of said contracts called for delivery of vessels. 6. The price each of the said steam vessels would have cost if the government in each case paid the current Canadian customs duty chargeable on vessels constructed outside of Canada. Presented 24th February, 1910.—*Mr. Sinclair*.

Printed for sessional papers.

CONTENTS OF VOLUME 19—*Continued.*

- 114.** Return to an order of the House of Commons, dated 15th March, 1909, showing:
 1. The number and names of the various dredges owned by the government. 2. When and by whom constructed, or when and from whom purchased. 3. The price paid for each dredge. 4. On what work each dredge has been engaged in in each of the years 1905, 1906, 1907 and 1908. 5. How many months during each of these years each dredge was working, and how many cubic yards of material each dredge removed per month. 6. The cost of maintaining and cost of operating each dredge for each of these years. 7. The names of the dredges leased during these years, if any, to whom leased, on what terms, and what amounts were received each year under such leases. Presented 24th February, 1910.—*Mr. German*... ..*Not printed.*
- 115.** Return to an order of the House of Commons, dated 19th January, 1910, for a copy of all letters, telegrams, petitions and other correspondence in connection with the establishing of a post office to be named Charleston or Kelmont, on the south side of Assiniboine river, in the parish of St. Charles, province of Manitoba. Presented 24th February, 1910.—*Mr. Staples*... ..*Not printed.*
- 116.** Return to an order of the House of Commons, dated 7th February, 1910, for a copy of all correspondence between the District Officer Commanding Military District Number 11 and the Department of Militia, with reference to the battery of 12-pounder B.L. guns recently sent to Esquimalt, or with reference to the proposal that No. 1 Company of the 5th Regiment, C.A., should train on said guns. Presented 24th February, 1910.—*Mr. Barnard*... ..*Not printed.*
- 117.** Return to an order of the House of Commons, dated 7th February, 1910, showing the total cost to Canada of the Military College buildings and grounds, and the amount furnished each year by the government towards its maintenance. Presented 24th February, 1910.—*Mr. Armstrong*... ..*Printed for sessional papers.*
- 118.** Return to an order of the House of Commons, dated 7th February, 1910, for a copy of all papers, affidavits and correspondence between the Interior Department and John A. Dunn, or anyone in his behalf, and any official of the department, concerning the application for patent of the n.w. $\frac{1}{4}$ sec. 31, tp. 35, range 16, west of the 2nd meridian. Presented 24th February, 1910.—*Mr. Roche*... ..*Not printed.*
- 119.** Statement of the affairs of the British Canadian Loan and Investment Company (Limited), for the year ended 31st December, 1909. Also a list of the shareholders on 31st December, 1909, in accordance with chapter 57 of 39 Victoria. Presented (Senate) 25th February, by the Hon. the Speaker... ..*Not printed.*
- 120.** Return to an order of the Senate, dated 23rd November, 1909, for a copy of each charter granted since 1st June, 1909, by the Secretary of State, by letters patent under The Companies Act, chapter 79 of the Revised Statutes, 1906. (a) Incorporating any company with powers for the development, production, distribution or use of water power for any purposes; or with powers for the production, distribution and use of water power for any purposes; or with powers for the production, distribution and use of electricity in any form by any means, whether directly or by the transformation thereof into heat, light, power or any other kind of energy; or (b) conferring such powers upon any company previously incorporated. Presented 1st March, 1910.—*Hon. Mr. David*... ..*Not printed.*

CONTENTS OF VOLUME 19—*Continued.*

- 121.** Return to an order of the House of Commons, dated 14th February, 1910, showing the amounts that have been paid to the *Whig* Publishing Company for printing and advertising by or for any departments of this government other than Militia and Defence and Marine and Fisheries, each year, from 1896 to the present time. Presented 2nd March, 1910.—*Mr. Edwards*.*Not printed.*
- 121a.** Supplementary Return to No. 121. Presented 10th March, 1910.*Not printed.*
- 122.** Return to an order of the House of Commons, dated 29th November, 1909, for a copy of all letters, correspondence, papers, bills and memorials, passing between the government of the province of Manitoba and the Dominion government since 1st January, 1907. Presented 2nd March, 1910.—*Mr. Roche*.*Not printed.*
- 122a.** Return to an address of the House of Commons, dated 28th February, 1910, and also of the Senate, dated 24th February, 1910, for a copy of all correspondence between the Dominion government and the government of Manitoba on the subject of the extension of the boundaries of the province of Manitoba since the resolution adopted by the House of Commons on the 13th day of July, 1908. Presented 2nd March, 1910.—*Hon. Mr. Watson and Mr. Molloy*.*Not printed.*
- 123.** Return to an address of the Senate, dated 3rd February, 1910, for the production of all correspondence between the Honourable George E. Foster, M.P., and the government of Canada, or any of their members since the year 1878, in relation to appointment of judges to the judicial bench and of members to the Senate of Canada. Presented 6th April, 1910.—*Hon. Mr. Cloran*.*Not printed.*
- 124.** Return to an order of the House of Commons, dated 28th February, 1910, showing all sums of money received by the *Soleil* Publication Company, the *Vigie* Publication Company, and the *Daily Telegraph* Publication Company of Quebec, from the different federal departments, and from the Transcontinental Commission, since the first day of March, 1908, and the respective dates of each payment. Presented 3rd March, 1910.—*Mr. Paquet*.*Not printed.*
- 125.** Return to an order of the House of Commons, dated 29th November 1909, for a copy of all correspondence, reports, advertisements, tenders, contracts and other papers and documents relative to the maintenance of a wrecking plant on the Pacific or Atlantic coasts, or in the River or Gulf of St. Lawrence, not already brought down. Presented 3rd March, 1910.—*Mr. Taylor (Leeds)*.*Not printed.*
- 126.** Return to an order of the House of Commons, dated 19th January, 1910, showing how much money has been paid by this government in each year from 1896 to 1909, both years included, to the firms of Elliott Bros., and of R. Carson, of Kingston, Ontario, for supplies furnished to, or services of any kind performed by the government. Presented 4th March, 1910.—*Mr. Edwards*.*Not printed.*
- 127.** Return to an order of the House of Commons, dated 19th January, 1910, showing:
1. The amount of Canada's copper, silver, and gold coinage, respectively, for each of the last ten years, and the cost and profit of each year's coinage, counting the interest and depreciation of the cost of the Canadian Mint at 6 per cent, and the cost of maintenance and staff for the years during which it has been in operation.
 2. The amount of United States silver, and at what cost that has been deported each year, and the estimated amount of United States silver current in Canada from year to year.
- Presented 4th March, 1910.—*Mr. Foster*.*Not printed.*

CONTENTS OF VOLUME 19—Continued.

- 128.** Return to an order of the House of Commons, dated 7th February, 1910, showing the number of chartered banks that have gone into liquidation since 1888, the date of the charters of each, the date of suspension, the capital stock, assets and liabilities, respectively, at date of suspension, and the per cent of dividends paid to both holders and depositors respectively. Also what other banks have disappeared by amalgamation or otherwise, with similar information as above in respect to them. Presented 4th March, 1910.—*Mr. Foster*. *Not printed.*
- 129.** Return to an order of the House of Commons, dated 7th February, 1910, for a copy of all memorials, reports, correspondence and documents not already brought down, including report of the survey made during the past summer and autumn of the harbour at Cape John and Tatamagouche Bay, in the counties of Pictou and Colchester, in the province of Nova Scotia, relating to the route of the winter steamers between Prince Edward Island and the mainland of Canada, and suggesting and recommending a change or changes in the said route, and an increase in the number of trips daily of such winter steamers; and also a copy of all memorials, reports, correspondence and documents relating to the route of the summer mail steamers between Charlottetown and the mainland of Canada, and suggesting a change or changes in that route, and an increase in the number of trips daily of such summer mail steamers; and also with regard to connecting such suggested new summer route or routes with a point or points on the Intercolonial Railway; and also for a copy of all memorials, and correspondence, asking for additional and improved aids to navigation of the harbour of Charlottetown and in Tatamagouche Bay and harbour. Presented 4th March, 1910.—*Mr. Warburton*. *Not printed.*
- 130.** Return to an order of the House of Commons, dated 7th February, 1910, for a copy of all reports of surveys of any projected railway lines or routes in the province of Prince Edward Island during the years 1908 and 1909, and particularly reports of the surveys of any such line from Royal Junction, or thereabouts, to Kensington or thereabouts; also of all correspondence, recommendations, documents and papers of every kind, nature and description relating to or concerning the said projected railway lines or routes or the surveys therefor. Presented 6th March, 1910.—*Mr. Borden*. *Not printed.*
- 130a.** Return to an order of the House of Commons, dated 14th March, 1910, for a copy of all memorials, reports of surveys, engineers' reports, estimates, correspondence and documents in the possession of the Department of Railways and Canals, and of the Intercolonial Railway Commission, relating to the survey and construction of a proposed branch of the Prince Edward Island Railway through New London and along the north shore of Queens County, in that island. Presented 8th April, 1910.—*Mr. Warburton*.
Not printed.
- 131.** Return to an order of the Senate, dated 22nd February, 1910, for a comparative statement for the years 1907, 1908 and 1909, of crude petroleum oil imported into Canada, and values. Presented 4th March, 1910.—*Hon. Mr. Domville*. *Not printed.*
- 132.** Return to an order of the House of Commons, dated 28th February, 1910, for a copy of reports of the following Quarantine Frontier Inspectors:—*Dr. Bradford, Dr. Carter, Dr. Duncan, Dr. Thornton, Dr. Wallace, Dr. May, Dr. McKenty, Dr. Little, Dr. Henderson and Dr. Scott*. Presented 9th March, 1910.—*Mr. Sharpe (Lisgar)*. *Not printed.*
- 133.** Report of the Hydrographic Survey, in connection with Irrigation, for the season of 1909. Presented 10th March, 1910, by *Hon. F. Oliver*.

Printed for both distribution and sessional papers.

CONTENTS OF VOLUME 19—Continued.

- 134.** Return to an order of the House of Commons, dated 17th February, 1909, showing particulars of the places where the expenditures mentioned in column 365, unrevised *Hansard*, for wharfs in Nova Scotia, New Brunswick and British Columbia, where made, together with amounts expended in each instance for construction and repairs, respectively. Presented 10th March, 1910.—*Mr. Barnard*. *Not printed.*
- 135.** Return to an address of the House of Commons, dated 16th November, 1909, for a copy of all petitions addressed to the government or any member thereof, as well as of all letters, correspondence and reports in the possession of the government, and having reference to repairs required at two wharfs built by the government and situated at Ste. Genevieve and Isle Bizard, in Jacques Cartier County, P.Q., and also all the correspondence concerning the construction of those wharfs, and of their use as piers for a bridge. Presented 11th March, 1910.—*Mr. Monk*. *Not printed.*
- 136.** Return to an order of the House of Commons, dated 17th January, 1910, showing the foreign exhibitions in which Canada has taken part since July, 1896, the time and place where such was held, the expenditure thereon by the government of Canada, the persons, not common labourers, who had charge of the same or were employed thereat, the sums paid to such severally under the heads of (a) salary, (b) expenses, and the total cost to the country of each such exhibition; also the amounts received as revenue from the sale of articles or commodities, lumber, buildings and other materials, respectively. The whole statement to be made up in tabular form and the additions of money columns to be made. Presented 11th March, 1910.—*Mr. Foster*.
Printed for sessional papers.
- 137.** Return to an order of the Senate, dated 18th February, 1910, for a statement showing the number of homestead entries, pre-emptions, scrip locations and military warrant locations in townships 35, 36, 37, 38 and 39, in ranges 1 to 19, inclusive, of 4th meridian, and in townships 32, 33 and 34, in ranges 1 to 8 inclusive, west of 4th meridian. Presented 16th March, 1910.—*Hon. Mr. Talbot*. *Not printed.*
- 138.** Return to an order of the House of Commons, dated 19th January, 1910, for a copy of all correspondence between the government or any member thereof, and the Imperial South African Service Association, or any of its officers, in reference to a proposed military reserve to be formed by the members of the Imperial South African Veterans' Association. Presented 17th March, 1910.—*Mr. Macdonald*. . . *Not printed.*
- 139.** Return to an address of the House of Commons, dated 14th February, 1910, for a copy of all orders in council, correspondence, reports, documents and papers, relating to the right or privilege to raise the waters of Clear Lake, province of Manitoba, application for which was made by a company to develop power on the Little Saskatchewan river. Presented 21st March, 1910.—*Mr. Roche*. *Not printed.*
- 140.** Return to an order of the House of Commons, dated 7th February, 1910, for a copy of all correspondence, advertisements, tenders and other documents, in connection with a proposal or proposals to lease a part or the whole of the Black Foot Reserve. Presented 21st March, 1910.—*Mr. Magrath*. *Not printed.*
- 141.** Return to an order of the House of Commons, dated 14th March, 1910, for a copy of all correspondence, reports, documents and papers relating to the strike of the employees of the Dominion Coal Company and the Cumberland Coal and Railway Company, in the counties of Cape Breton and Cumberland, Nova Scotia. Presented 23rd March, 1910.—*Mr. Rhodes*. *Not printed.*

CONTENTS OF VOLUME 19—*Continued.*

- 141a.** Supplementary Return to No. 141. Presented 13th April, 1910... ..*Not printed.*
- 142.** Return to an order of the House of Commons, dated 24th November, 1909, showing the total amounts paid by the government in each year since 1896, for all printing, advertising and lithographing done outside of the Government Printing Bureau; the total amount so paid by each department of the government for such purposes during each year; the names and addresses of each individual, firm or corporation to whom any such moneys have been so paid, and the total amount paid to each individual, firm or corporation in each year since 1896. What portion of the said sums, if any, so paid since 1896, was expended after public advertisement, tender and contract, to whom such tenders were awarded, whether to the lowest tender in each case, what portion was expended otherwise than by public advertisement, tender and contract, and to whom it was paid in each instance. Presented 23rd March, 1910.—*Mr. Armstrong.*
Not printed.
- 143.** Return to an order of the House of Commons, dated 19th January, 1910, showing:
1. How much money has been paid by this government from 1896 to the present time to the firm of Sullivan & Langdon, contractors, of Kingston, or to Mr. Sullivan, contractor, Kingston. 2. What public buildings or other public works that have been let by contract to either of the above firms since 1896, the contract price in each case, and the total amount paid to the said contractors in each case. 3 The total cost of each building or public work in which either of the above mentioned firms was interested. Presented 23rd March, 1910.—*Mr. Edwards.*... ..*Not printed.*
- 144.** Return to an order of the House of Commons, dated 19th January, 1910, showing:
1. All amounts which may be deducted from the allowances due officers commanding corps of the active militia to cover deficiencies in clothing, &c., deposited to the credit of the Receiver General of Consolidated Revenue. 2. The amount of money that has been received from officers commanding corps of active militia during the five years ended 31st March, 1909, in payment for clothing issued to such corps, including deductions from allowances to cover repayment to replace deficiencies. Presented 30th March, 1910.—*Mr. Worthington.*... ..*Not printed.*
- 145.** Rules of the Supreme Court of Saskatchewan, under the provisions of section 576 of the Criminal Code. Presented 30th March, 1910, by Hon. A. B. Aylesworth.
Not printed.
- 146.** Copy of correspondence between the Canadian government and the government of Great Britain in respect to the purchase by Canada of the cruiser *Rainbow*. Presented 30th March, 1910, by Sir Wilfrid Laurier... ..*Printed for sessional papers.*
- 146a.** Copy of correspondence between the Canadian government and the government of Great Britain in respect to the purchase of the cruiser *Niobe*. Presented 30th March, 1910, by Sir Wilfrid Laurier... ..*Printed for sessional papers.*
- 147.** Return to an order of the House of Commons, dated 7th February, 1910, for a copy of all correspondence respecting the Central Park Post Office during the year 1909 and including particularly a copy of: 1. Representations made to the department that by changing the location of the office and establishing a post office at Collingwood East, the interest of the majority of the residents would be best served. 2. The evidence taken at the inquiry following such representations, and the official report upon such evidence. 3. Communications from residents of Central Park and others with respect to the closing of the post office there, and the answer made thereto in accordance with the facts. 4. The information upon which it was determined that the removal of the post office would be a greater convenience. 5. The largely signed petition from patrons

CONTENTS OF VOLUME 19—Continued.

of the Central Park Post Office complaining of the management, &c.; and the report of the inspector who investigated the same. Presented 31st March, 1910.—*Mr. Taylor (New Westminster)*.. . . .*Not printed.*

148. Return to an order of the House of Commons, dated 14th March, 1910, showing, for the last two months, the time of each transmission of mails from Montreal to London, England, and from London, England, to Montreal and showing the date and hour of closing, and date and hour of delivery in each case. Presented 31st March, 1910.—*Mr. Monk*.. . . .*Not printed*

149. Return to an order of the House of Commons, dated 14th March, 1910, showing the names of the sessional and temporary employees of the House of Commons who were under pay on the 27th January last; and the number of the said employees stated in the estimates of 1909-10. Presented 31st March, 1910.—*Mr. Best.*

Printed for sessional papers.

150. Return to an order of the House of Commons, dated 24th January, 1910, for a copy of all correspondence between Celstin Pregent, of Melocheville, P.Q., either personally or through his attorney, and the Department of Railways and Canals, concerning certain bridges on the Beauharnois canal. Presented 31st March, 1910.—*Mr. Monk.*

Not printed.

151. Return to an order of the House of Commons, dated 14th March, 1910, showing what amount of money has been paid each year to Geo. Walton, Manitoba, by the Interior Department, from January 1st, 1906, to December 31st, 1909; and what monies Mr. Geo. Walton has received since January 1st, 1909, from any other department of the government. Presented 4th April, 1910.—*Mr. Schaffner*.. . . .*Not printed.*

152. Return to an order of the House of Commons, dated 7th February, 1910, for a copy of all correspondence relating to all coal lands reserved for as well as those acquired by the Bow River Collieries by direct application or assignment. Presented 4th April, 1910.—*Mr. Northrup*.. . . .*Not printed.*

153. Report of Harry Freeman Alward, Commissioner appointed to investigate into the matter of complaints concerning James Dickson, government valuator, Trent canal, pursuant to Part II, of the Inquiries Act, Revised Statutes of Canada, 1906, held at Peterborough and Hastings, Ontario, March 23th to March 29th, inclusive, 1910; and also a copy of the evidence in relation thereto. Presented 5th April, 1910. by Hon. G. P. Graham.. . . .*Not printed.*

154. Return to an order of the Senate, dated 14th January, 1910, for a statement comprising, in so many distinct columns, the names, dates and appointment, nature of employment, salary, travelling expenses, and indication of the section where the person was employed, of all persons in the service of the Commission for the construction of the Grand Trunk Pacific Railway between Moncton and Winnipeg. Presented 6th April, 1910.—*Hon. Mr. Bolduc*.. . . .*Not printed.*

155. Return to an order of the House of Commons, dated 14th February, 1910, for a copy of all pay-sheets, accounts, and vouchers for wages, material and expenditure in connection with work on Skinner's Cove, Boat Harbour, Pictou County, Nova Scotia, in the years 1907, 1908 and 1909. Presented 8th April, 1910.—*Mr. Stanfield*..*Not printed.*

CONTENTS OF VOLUME 19—*Continued.*

- 155a.** Return to an order of the House of Commons, dated 14th February, 1910, for a copy of all payments, accounts and vouchers for wages, materials and other expenditures in connection with work on the Toney river, Boat Harbour, Pictou County, Nova Scotia, in the years 1907, 1908 and 1909. Presented 8th April, 1910.—*Mr. Rhodes.*
Not printed.
- 156.** Return to an order of the House of Commons, dated 15th December, 1909, showing: At what places in the several provinces armouries and drill halls have been erected, and when they were erected; the total cost of the site in each case, and when and from whom purchased; the contract price of each building, and to whom and when the contract was awarded; the total cost of each building; in what places armouries and drill halls are being constructed at present, and the cost of the site, from whom and when purchased; the estimated cost of the building in each case, and to whom, when and at what price the contract was awarded, and the names of places other armouries and drill halls are to be built by the government in the near future. Presented 8th April, 1910.—*Mr. Edwards.**Not printed.*
- 156a.** Supplementary Return to No. 156. Presented 14th April, 1910.*Not printed.*
- 157.** Return to an order of the House of Commons, dated 26th February, 1910, for a copy of all correspondence, accounts, vouchers and reports, relating to the accident at Sault Ste. Marie lock in June, 1909; the number of vessels and tonnage with port of destination, and number of passengers passing through the Canadian lock at Sault Ste. Marie, during the months of April to December, both inclusive, 1909. Presented 8th April, 1910.—*Mr. Boyce.**Not printed.*
- 158.** Return to an order of the House of Commons, dated 28th February, 1910, for a copy of the original field notes of the survey of Captain Jemmett, 1889, on Chu-Chu-Way-Ha Reserve, No. 2, Similkameen District, B.C. Presented 14th April, 1910.—*Mr. Burrell.*
Not printed.
- 159.** Return to an order of the House of Commons, dated 14th February, 1910, for a copy of all pay sheets, accounts and vouchers for wages, materials and other expenditures in connection with work on the Causeway between Cariboo and Cariboo Island, Pictou County, Nova Scotia, in the years 1907, 1908 and 1909. Presented 14th April, 1910.—*Mr. Borden (Halifax).**Not printed.*
- 160.** Statement of representation made to the Honourable the Minister of Labour by interviews and in the form of correspondence in respect of Bill No. 101, 'An Act for the investigation of combines, monopolies, trusts and mergers which may enhance prices or restrict competition to the detriment of consumers.' Presented 14th April, 1910, by Hon. W. L. M. King.*Not printed.*
- 161.** Return to an order of the House of Commons, dated 14th March, 1910, for a copy of all papers and correspondence relating to the sale and refund of the money paid on the sale of the n.e. $\frac{1}{4}$ section of section 11, township 1, range 9, west of the 1st meridian in Manitoba. Presented 15th April, 1910.—*Mr. Sharpe (Lisgar).**Not printed.*
- 162.** Return to an order of the Senate, dated 7th April, 1910, for a copy of all correspondence or petitions received by the government from Manitoba grain growers in connection with terminal elevators, especially a letter dated the 31st January, 1910. Presented 14th April, 1910.—*Hon. Mr. Kirchhoffer.**Not printed.*

CONTENTS OF VOLUME 19—*Continued.*

- 163.** Return to an address of the Senate, dated 11th March, 1910, for the production of the report of every inquiry made and of all correspondence exchanged during the last five years on the subject of one or more seizures of goods consigned to or the property of the Quebec Rock City Tobacco Company, as well as on the subject of every remission of fines incurred by the said company for infraction of the Inland Revenue laws or regulations. Presented 14th April, 1910.—*Hon. Mr. Landry*.*Not printed.*
- 164.** Return to an order of the House of Commons, dated 7th February, 1910, showing the number of persons appointed as temporary employees of the civil service in the several departments since the present Civil Service Act came into force, the date of the appointment of each, their names, their salaries while employed as such temporary employees, the department in which such employee was placed, the duration of their employment, whether in one department alone or in case of transfer to another or other department, with total length of time employed, the names of those who in consequence of having passed the Civil Service examination have been employed permanently, the names of those who while temporarily employed failed to pass the required examination and are still employed in the service; the names of those who are or have been employed over the statutory six months as temporary employees, and the reasons for such continued employment in each case. Presented 18th April, 1910.—*Mr. Hughes*.
Not printed.
- 165.** Return to an order of the House of Commons, dated 19th January, 1910, for a copy of all papers, letters, telegrams, documents and correspondence in connection with the establishment of the Experimental Farm near Lethbridge, Alta. Presented 18th April, 1910.—*Mr. Magrath*.*Not printed.*
- 166.** Certified copies of reports of the Committee of the Privy Council of 17th January, 1908, and of the 14th November, 1908, respecting a homestead entry granted to Mr. Charles D. T. Becher, for the n.e. $\frac{1}{4}$ of section 20, township 52, range 24, west of the fourth meridian, &c. Presented 18th April, 1910, by Hon. F. Oliver.*Not printed.*
- 167.** Return to an order of the Senate, dated 10th February, 1910, of all surveys, plans, reports and other documents connected with the improvement of the Saskatchewan river, with a view to facilitate transportation by water of passengers and freight from the foot of the Rocky Mountains to the city of Winnipeg, Man. Presented 19th April, 1910.—*Hon. Mr. Davis*.*Not printed.*
- 168.** Return to an order of the House of Commons, dated 24th November, 1909, for a copy of all correspondence and papers, and any information possessed by the government relating to the formation and work of the Secretariat decided upon by the Imperial Conference of 1907. Presented 20th April, 1910.—*Mr. Foster*.
Printed for both distribution and sessional papers.
- 169.** Correspondence between the Clerk of the House and the Department of Justice with reference to the organization of the staff of the House of Commons. Presented 21st April, 1910, by Hon. W. S. Fielding.*Not printed.*
- 170.** Certified copy of a report of the Committee of the Privy Council, approved by His Excellency the Governor General on the 15th April, 1910, in respect to chapter 10 of the Statutes of Ontario, 1909, intituled: 'An Act to amend an Act to chapter 19 of the Statutes of Ontario, 1909,' intituled: 'An Act to amend an Act to provide for the transmission of Electrical Power to Municipalities,' to validate certain contracts entered into with the Hydro-Electric Power Commission of Ontario, and for other purposes.' Presented 25th April, 1910, by Hon. A. B. Aylesworth.*Not printed.*

CONTENTS OF VOLUME 19—*Continued.*

- 171.** Return to an order of the House of Commons, dated 14th March, 1910, for a copy of all papers and correspondence between different persons or companies and the Department of Mines, in reference to a charge of unprofessional conduct made in the *Canadian Mining Journal* of July 1, 1909, against Mr. Fritz Cirkle, a mining engineer, temporarily employed by the Department of Mines in preparing a report on the asbestos mining industry of the province of Quebec. Presented 27th April, 1910.—*Mr. Smith (Nanaimo)*.. . . .*Not printed.*
- 172.** Return to an order of the House of Commons, dated 6th December, 1909, for a copy of all letters, communications, petitions and correspondence with and by the government or any minister, with regard to the acquiring or building by the Government of Terminal Elevators at any point or points in Canada. Presented 27th April, 1910.—*Mr. Campbell*.. . . .*Not printed.*
- 172a.** Report of the investigation of the terminal elevator companies. Presented 29th April, 1910, by Hon. Frank Oliver.. . . .*Not printed.*
- 173.** Return to an order of the Senate, dated 21st January, 1910, for a copy of the contract entered into between Messrs. Koenig & Company, and the government, for clearing away the ruins of the Quebec bridge. Presented 28th April, 1910.—*Hon. Mr. Landry*.. . . .*Not printed.*
- 174.** Return to an order of the Senate, dated 10th March, 1910, for a statement regarding Indian affairs in British Columbia for the years 1908 and 1909, showing:—The number of persons and place of residence to whom salaries are paid and the amounts. The number of Indians to whom food or clothing were given, in what districts, and the value. How many hospitals are there for Indians, in what districts, how many Indians treated, and the cost. The number of agents travelling, how many trips in the year, what are the allowances per day. How many offices are rented, in what localities, and the rent paid. How many Indian orchards were cleared and where. How many Indians received seed and implements, and where. Presented 29th April, 1910.—*Hon. Mr. Macdonald (B.C.)*.. . . .*Not printed.*
- 175.** Return to an order of the House of Commons, dated 14th March, 1910, for a copy of all correspondence, papers, affidavits, cancellations, &c., in connection with the entry of Wm. Reid Gardiner, for the n.w. $\frac{1}{4}$ section 22, township 35, range 16, west of the 2nd meridian. Presented 2nd May, 1910.—*Mr. Roche*.. . . .*Not printed.*
- 176.** Return to an order of the House of Commons, dated 15th December, 1909, for a copy of the report, plans and correspondence in the hands of the government regarding the construction of branch post offices and postal substations in and around the city of Montreal, and of all proposals and suggestions made to the government by the post office authorities at Montreal for the establishment, in a systematic way, of postal branches and substations in said city and suburbs. Presented 2nd May, 1910.—*Mr. Monk*.. . . .*Not printed.*
- 176a.** Supplementary Return to No. 176. Presented 4th May, 1910.. . . .*Not printed.*
- 177.** Return to an order of the House of Commons, dated 28th February, 1910, for a copy of all papers, correspondence and petitions in reference to the changing of the post office at Windygates, in the province of Manitoba. Presented 2nd May, 1910.—*Mr. Sharpe (Lisgar)*.. . . .*Not printed.*

CONTENTS OF VOLUME 19—*Continued.*

- 178.** Return to an order of the House of Commons, dated 28th February, 1910, for a copy of all representations made by business or commercial men or citizens of Winnipeg to the department or government since the contemplated action of the government in reference to closing or keeping open the post office to box holders on Sundays, and who made them; and of all orders given by the Postmaster General or his department to the postmasters in reference to this Sunday closing. Presented 2nd May, 1910.—*Mr. Haggart (Winnipeg)*... ..*Not printed.*
- 178a.** Supplementary Return to No. 178. Presented 2nd May, 1910... ..*Not printed.*
- 179.** Return to an order of the House of Commons, dated 17th November, 1909, for a copy of all accounts, vouchers, correspondence, reports and other papers, not already brought down in connection with the survey of the St. John River channel between Fredericton and Woodstock. N.B. Presented 2nd May, 1910.—*Mr. Crockett.* *Not printed.*
- 180.** Return to an address of the Senate, dated 17th March, 1910, for all documents, letters, returns, &c., concerning the damming of the river La DéCharge, near Lake St. John, in the district of Chicoutimi; which returns are to the effect of showing whether it would be possible to maintain the level of Lake St. John at a reasonable height in order to ensure serviceable navigation on that lake and its tributaries. Presented 2nd May, 1910.—*Hon. Mr. Choquette*... ..*Not printed.*
- 181.** Return to an address of the House of Commons, dated 14th February, 1910, for a copy of all orders in council, reports, correspondence, documents and papers not already brought down relating to the construction of the Georgian Bay canal, or any portion thereof, relating to the surveys thereof, and all offers, proposals and written negotiations not already brought down, with respect to the construction of the said canal or any portion thereof by any company, corporation or syndicate, or with respect to the guarantee by the government of bonds or debentures for the purpose of raising the necessary capital for the construction of the said canal. Presented 3rd May, 1910.—*Mr. White (Renfrew)*... ..*Not printed.*
- 182.** Return to an address of the House of Commons, dated 17th January, 1910, showing the various commissions appointed for all purposes by the government since July 1896, the person or persons composing the commission and the date of appointment, the purpose for which appointed, the date of completion of the work in each case, and the cost of each under the head (a) salary, (b) travelling expenses, and (c) printing report, if any; the word 'commissions' to include the missions of ministers, single or associated, going on public account to the countries outside of Canada. Presented 3rd May, 1910.—*Mr. Foster*... ..*Not printed.*
- 182a.** Supplementary Return to No. 182. Presented 3rd May, 1910... ..*Not printed.*
- 183.** Return to an order of the House of Commons, dated 28th February, 1910, showing the number of persons in the employ of each department of the government during the year 1909 under the following heads: (a) civil service employees at Ottawa; (b) civil service employees outside of Ottawa; (c) in stated and regular employ, but not under the Civil Service Act, giving the distinctive service of each group; (d) those in temporary or casual employment, giving the distinctive work of each group, and also showing the total amount paid under each head. Presented 3rd May, 1910.—*Hon. Mr. Foster*... ..*Not printed.*
- 184.** Return to an order of the Senate, dated 2nd May, 1910, showing for each of the last ten years the date of the prorogation of parliament and the date on which the bound statutes of the session were distributed. Presented 4th May, 1910.—*Hon. Mr. Power.* *Not printed.*


DOMINION OF CANADA
REPORT
OF THE
DEPARTMENT OF TRADE AND COMMERCE
FOR THE
FISCAL YEAR ENDED MARCH 31
1909

PART IV.
CANADIAN TRADE

MISCELLANEOUS INFORMATION

- | | |
|--------------------------------|--|
| 1. Annuities. | 5. Revenue and Expenditure of Department
of Trade and Commerce. |
| 2. Bounties. | 6. Statistical Record of the Progress of
Canada. |
| 3. Chinese Immigration. | 7. Tonnage Tables. |
| 4. Lumber and Staple Products. | 8. Trade Commissioner Service. |

PRINTED BY ORDER OF PARLIAMENT



OTTAWA

PRINTED BY CHARLES HENRY PARMELEE, PRINTER TO THE KING'S MOST
EXCELLENT MAJESTY

1909

GENERAL INDEX

PART I.—CANADIAN TRADE :—

Imports into and Exports from Canada.
(Itemized and General Statements.)

PART II.—CANADIAN TRADE :—

1. With France.
2. With Germany.
3. With United Kingdom.
4. With United States.

PART III.—CANADIAN TRADE :—

With Foreign Countries.
(Except France, Germany, United Kingdom and United States.)

PART IV.—CANADIAN TRADE :—

MISCELLANEOUS INFORMATION :—

1. Annuities.
2. Bounties.
3. Chinese Immigration.
4. Lumber and Staple Products.
5. Revenue and Expenditure of Department of Trade and Commerce.
6. Statistical Record of the Progress of Canada.
7. Tonnage Tables.
8. Trade Commissioner Service.

PART V.—Grain Statistics.

PART VI.—Subsidized Steamship Services.

PART VII.—Trade of Foreign Countries and Treaties and Conventions.

NOTE.—*The above parts will not necessarily be issued in the order indicated.*

PART IV

CANADIAN TRADE

MISCELLANEOUS INFORMATION

- | | |
|--------------------------------|---|
| 1. Annuities. | 5. Revenue and Expenditure of Department of Trade and Commerce. |
| 2. Bounties. | 6. Statistical Record of the Progress of Canada. |
| 3. Chinese Immigration. | 7. Tonnage Tables. |
| 4. Lumber and Staple Products. | 8. Trade Commissioner Service. |

TABLE OF CONTENTS

1. ANNUITIES.

Annuities Contracts Issued.....	Page. 5
General Information.....	6

2. BOUNTIES.

Bounties paid on Pig Iron, Puddled Iron Bars, Steel, Manufactures of Steel, Lead, Manila Fibre and Crude Petroleum, 1896 to 1909.....	8
Total Bounties paid by Commodities in 1909.....	10
Bounties paid by Companies on Pig Iron, Puddled Iron Bars, Steel, Ingots and Manufactures of Steel in 1909.....	10
Bounties paid, by Companies on Manila Fibre used in the Manufacture of Binder Twine, 1909....	11
Rates of Bounties payable under Statute upon Various Articles, 1907, 1908, 1909 and 1910.....	11

3. CHINESE IMMIGRATION.

Transaction under the Chinese Immigration Acts to March 31, 1909.....	12
Refunds made to Provinces on account of Capitation Tax collected.....	13
Arrivals and Revenue accrued by Principal Ports.....	14

4. LUMBER AND STAPLE PRODUCTS.

Lumber Measured, Culled and Counted at the Port of Quebec, 1909.....	18
Flour and Meal Inspected and Fees collected, 1909.....	19
Hay Inspected and Fees collected, 1909.....	19
Fish Inspected and Fees collected, 1909.....	20
Fish Oil Inspected and Fees collected, 1909.....	21
Pot and Pearl Ashes Inspected and Fees collected, 1909.....	22
Leather and Hides Inspected and Fees collected, 1909.....	22

5. REVENUE AND EXPENDITURE OF DEPARTMENT OF TRADE AND COMMERCE.

Revenue and Expenditure during each Fiscal Year, 1893 to 1909.....	23
Revenue during Fiscal Year ended March 31, 1909.....	23
Expenditure during Fiscal Year ended March 31, 1909..	24

6. STATISTICAL RECORD OF THE PROGRESS OF CANADA.

Area of Canada.....	26
Currency and Banking.....	26
Failures—Commercial.....	28
Finance.....	28
Insurance.....	33
Loan Companies and Building Societies.....	36
Mineral Production	37
Population.....	26
Post Office Statistics.....	39
Railway and Canal Statistics.....	40
Shipping.....	42
Trade and Commerce Statistics	44

7. TONNAGE TABLES.

Vessels Arrived at and Departed from Canadian Ports, 1868 to 1909	66
British and Foreign Vessels Arrived at and Departed from Canadian Ports, 1868 to 1909.....	68
Steam and Sailing Vessels Arrived at and Departed from Canadian Ports, 1868 to 1909.....	70
Sea-going Vessels Entered at and Cleared from Canadian Ports, 1907, 1908 and 1909.....	72
British and Foreign Sea-going Vessels Entered at and Cleared from Canadian Ports, 1907, 1908 and 1909.....	74
Sea-going Vessels Entered at and Cleared from the Principal Ports in Canada, 1907, 1908 and 1909.....	76
Vessels Trading on the Lakes and Rivers between Canada and United States, not including Ferries, which Arrived at and Departed from Canadian Ports, 1907, 1908 and 1909.....	80
Vessels employed in the Coasting Trade of Canada, which Arrived at and Departed from Canadian Ports 1907, 1908 and 1909	82

RECAPITULATION TONNAGE TABLES.

Vessels Arrived at and Departed from Canadian Ports, 1907, 1908 and 1909.....	84
---	----

8. TRADE COMMISSIONER SERVICE.

Appointments and Transfers.....	86
List of Trade Commissioners and Commercial Agents with locations and dates of appointments..	86
Trade Inquiries.....	87

ANNUITIES.

SUMMARY of the Annuity Contracts issued to July 31, 1909.

For the seven months (approximately) ending July 31, 1909, the Canadian Government issued contracts for annuities as follows:—

44 Immediate Annuities (Single and Last Survivor), totalling \$11,121.80 at a cost of \$108,923.80, as per Table I.

244 Deferred Annuities amounting to \$53,901.00, on which \$97,486.35 have been received in premiums, as per Table II.

The total number of Annuity Contracts issued to July, 31, 1909 (Immediate and Deferred), was 288, aggregating \$65,022.80, and the purchase money received on account thereof was \$206,410.15.

TABLE I.

NUMBER OF IMMEDIATE ANNUITIES (Single and Last Survivor) PAID IN FULL.

AMOUNT OF ANNUITIES.

MALES.	\$50.	\$100	\$200	\$300	\$400	\$500	\$600
Ages.							
55-59	0	1	1	1	0	0	0
60-64	3	2	1	0	0	0	0
65-69	2	0	4	0	0	0	0
70-74	0	2	1	1	1	0	1
75-80	0	1	1	1	0	0	1

AMOUNT OF ANNUITIES.

FEMALES.	\$50	\$100	\$200	\$300	\$400	\$500	\$600
Ages.							
55-59	0	1	0	1	1	0	1
60-64	2	0	2	4	0	0	1
65-69	1	1	0	1	0	0	0
70-74	1	0	0	0	0	0	0
75-79	0	0	0	0	0	1	0
80-85	0	0	0	0	0	0	1

NOTE—Four of the above Annuities were on the Last Survivor plan.

9-10 EDWARD VII., A. 1910

TABLE II.

Number of Deferred Annuities Purchased by Lump Sums, Lump Sums and Annual Payments, and Periodical Payments. (Annuitants numbering 39, to whom contracts or policies have not yet issued, are not included in the following Table.)

AMOUNT OF ANNUITIES.

MALES.	\$50.	\$100.	\$200.	\$300.	\$400.	\$500.	\$600.
Ages.							
5-9.....	0	0	1	1	0	1	0
10-19.....	0	3	4	0	0	1	2
20-29.....	5	6	3	3	1	4	6
30-39.....	2	11	7	8	2	3	6
40-49.....	2	4	2	5	3	1	7
50-59.....	3	7	5	1	2	1	1
60-70.....	1	0	1	0	1	0	0

AMOUNT OF ANNUITIES.

FEMALES.	\$50.	\$100.	\$200.	\$300.	\$400.	\$500.	\$600.
Ages.							
5-9.....	0	1	0	0	0	0	0
10-19.....	0	1	1	0	0	0	2
20-29.....	1	8	2	0	0	2	2
30-39.....	4	11	6	6	3	1	0
40-49.....	1	8	6	3	0	0	0
50-59.....	1	4	1	3	0	0	0
60-70.....	0	0	0	0	0	0	0

GENERAL INFORMATION REGARDING ANNUITIES.

Deferred Annuities are issued under two Plans, viz.: Plans 'A' and 'B'. On Plan 'A' it is provided that in case of the death of the annuitant before the annuity begins, the purchase money with compound interest thereon at three per cent per annum will be returned to the legal representatives of the annuitant. On Plan 'B' where the same annuity may be obtained for smaller payments, there would be no return of any portion of the purchase money.

On Plan 'A', 204 contracts have been issued; and on Plan 'B', 40.

Payments may be made to the Department direct, or through the postmaster of any Money Order Office, and by him remitted to the Department. The postmaster is allowed a commission of one-third of one per cent on all amounts paid to him. An annuity may be purchased by or for any person between the ages of 5 and 85, but no annuity may be received before the age of 55.

The rights of an Annuitant are not saleable, or transferable, except that the Statute provides that the purchaser of an annuity may have a portion of it (not exceeding one-half) made payable to his wife. In the case of the purchasers of deferred annuities this is considered to be a most valuable privilege.

A number of employers are in communication with the Department as to a plan by which they may assist their employees in securing annuities, and the following table has been furnished by the Superintendent of Annuities as an example of the cost of an Annuity of \$250, to begin at age 60, to men commencing to pay between the ages of 21 and 50, where the employer assists by a contribution of \$10, on Plan 'B' irrespective of age, and the employee bears a part of the cost on Plan 'A' or 'B' as he may choose. A separate contract would be issued to each man.

SESSIONAL PAPER No. 10c

EXAMPLES OF THE COST OF AN ANNUITY OF \$250 WHERE EMPLOYER AND EMPLOYEE CO-OPERATE, ANNUITY TO BEGIN AT AGE 60, PAYMENTS TO BE MADE FROM COMMENCING AGE TO AGE 60.

1. Column 1 shows amount of Annuity which a payment by the Employer of \$10 a year from commencing age to age 60 would purchase on Plan 'B', under which Plan there would be no return of any portion of purchase money should Annuitant die before 60.

2. Column 2 shows the amount remaining to be purchased by the Employee to bring Annuity up to \$250.

3. Columns 3 and 4 show the annual rate to be paid on Plan 'A' or 'B' to purchase amount of annuity in column 2. (On Plan 'A' should Annuitant die before 60, all payments made with three per cent compound interest would be returned to the purchaser or his legal representatives.)

Commencing Age.	1-B.	2.	3-A.	4-B.
	\$ cts.	\$ cts.	\$ cts.	\$ cts.
21.....	128 20	121 80	12 85	9 50
22.....	121 21	128 79	14 32	10 63
23.....	114 41	135 59	15 92	11 85
24.....	107 99	142 01	17 60	13 15
25.....	101 83	148 17	19 40	14 55
26.....	95 87	154 13	21 32	16 08
27.....	90 33	159 67	23 36	17 68
28.....	84 89	165 11	25 58	19 45
29.....	79 80	170 20	27 93	21 33
30.....	74 90	175 10	30 47	23 38
31.....	70 22	179 78	33 19	25 60
32.....	65 79	184 21	36 12	28 00
33.....	61 54	188 46	39 31	30 62
34.....	57 47	192 53	42 76	33 50
35.....	53 62	196 38	46 50	36 62
36.....	49 93	200 07	50 58	40 07
37.....	46 43	203 57	55 02	43 85
38.....	43 07	206 93	59 93	48 05
39.....	39 89	210 11	65 30	52 67
40.....	36 85	213 15	71 23	57 85
41.....	33 94	216 06	77 85	63 65
42.....	31 19	218 81	85 18	70 15
43.....	28 57	221 43	93 44	77 50
44.....	26 08	223 92	102 76	85 87
45.....	23 71	226 29	113 33	95 45
46.....	21 45	228 55	125 47	106 53
47.....	19 32	230 68	139 49	119 42
48.....	17 29	232 71	155 89	134 62
49.....	15 36	234 64	175 32	152 77
50.....	13 53	236 47	198 66	174 75

NOTE.—Revenue to October 21, 1909, \$303,309.36 ; Number of Annuitants on same date, 385.

9-10 EDWARD VII., A. 1910

BOUN

STATEMENT showing the Bounties paid on Pig Iron, Puddled Iron Bars, Steel,
Year, 1896

Years ended.	PIG IRON.		PUDDLED IRON BARS.		STEEL.	
	Quantity.	Bounty.	Quantity.	Bounty.	Quantity.	Bounty.
	Tons.	\$	Tons.	\$	Tons.	\$
June 30—1896	52,052	104,105	2,804	5,611	29,749	59,499
" 1897.	33,254	66,509	1,509	3,019	8,683	17,366
" 1898.	72,523	165,654	2,568	7,706	24,673	67,454
" 1899.	76,496	187,954	5,837	17,511	23,342	74,644
" 1900.	101,838	238,296	3,374	10,121	21,453	64,360
" 1901.	150,339	351,259	5,567	16,703	33,352	100,058
" 1902	341,654	693,108	6,984	20,550	36,375	77,431
" 1903	321,191	666,001	2,482	6,702	260,668	729,102
" 1904	273,434	533,982	4,321	11,669	128,884	347,990
" 1905	386,719	624,667	3,509	7,895	300,421	676,318
" 1906.	581,858	687,632	3,560	5,875	569,237	941,000
March 31—1907 (9 months)	416,265	385,231	297	312	454,932	575,259
" 1908.	686,780	863,817	661,940	1,092,201
" 1909.	609,431	693,423	570,588	838,100
Totals.	4,103,834	6,261,638	42,812	113,674	3,124,297	5,660,782

SESSIONAL PAPER No. 10c

TIES.

Manufactures of Steel, Lead, Manila Fibre and Crude Petroleum during each fiscal to 1909.

MANUFACTURES OF STEEL.		LEAD.		MANILA FIBRE.		CRUDE PETROLEUM.		Total
Quantity.	Bounty.	Quantity.	Bounty.	Quantity.	Bounty.	Quantity.	Bounty.	Bounties.
Tons.	\$	Lbs.	\$	Lbs.	\$	Galls.	\$	\$
								169,215
								86,894
								240,814
		449,636,000	76,665					356,774
		177,990,000	43,335					356,112
		245,792,060	30,000					498,020
								791,089
		2,576,000	4,380					1,406,185
4,211	15,321	26,748,104	195,627	7,473,754	25,452			1,130,041
40,213	231,324	56,489,523	330,645	4,046,699	13,789	23,836,478	350,047	2,234,685
72,875	369,832	28,708,428	90,196	4,423,300	15,079	19,410,480	291,157	2,400,771
63,238	338,999	21,479	1,995	3,998,015	13,595	17,770,205	266,553	1,581,944
57,856	347,135	15,425,553	51,001	12,315,276	41,983	26,081,139	391,217	2,787,354
55,515	333,091	42,533,287	307,434	10,137,946	34,561	17,379,871	260,698	2,467,307
293,908	1,635,702	1,045,920,374	1,131,278	42,394,990	144,459	103,978,173	1,559,672	16,507,205

9-10 EDWARD-VII., A. 1910

STATEMENT showing Total Bounties paid by Commodities during the Fiscal Year ended March 31, 1909.

	\$ cts.	\$ cts.
Pig iron.....	693,423 05	
Steel.....	838,100 21	
Wire rods.....	333,090 90	1,864,614 16
Lead.....		307,433 64
Manila fibre, used in binder twine and cordage.....		34,561 08
Crude petroleum.....		260,698 07
		2,467,306 95

STATEMENT showing Bounties paid to the various Iron and Steel Companies on Iron, Steel, &c., during the Fiscal Year ended March 31, 1909.

Company.	Pig Iron.	Steel.	Wire Rods.	Totals.
	\$ cts.	\$ cts.	\$ cts.	\$ cts.
Algoma Steel Co., Ltd., Sault Ste. Marie, Ont.....	126,711 13	178,078 12		304,789 25
Dominion Iron and Steel Co., Ltd., Sydney, N. S.....	273,425 23	461,012 79	333,090 90	1,067,528 92
Nova Scotia Steel and Coal Co., Ltd., Sydney Mines, N.S.	54,325 93	76,049 06		130,374 99
Hamilton Steel and Iron Co., Ltd., Hamilton, Ont.....	182,128 84	70,182 36		252,311 20
Canada Iron Furnace Co., Midland, Ont.	39,968 71			39,968 71
" " Radnor Forges, Que... ..	3,742 15			3,742 15
John McDougall & Co., Drummondville, Qué	3,394 43			3,394 43
Lake Superior Iron & Steel Co., Sault Ste. Marie, Ont.....		45,890 58		45,890 58
Ontario Iron & Steel Co., Welland, Ont.		6,887 30		6,887 30
Canada Iron Corporation, Midland, Ont.	9,295 24			9,295 24
" " Drummondville, Que.....	431 39			431 39
	693,423 05	838,100 21	333,090 90	1,864,614 16

SESSIONAL PAPER No. 10c

STATEMENT showing Bounties paid to various Cordage Companies on Manila Fibre used in the Manufacture of Binder Twine and Cordage during the Fiscal Year ended March 31, 1909.

Company.	Pounds of Binder Twine and Cordage made.	Manila Fibre used.	Amount paid.
	Lbs.	Lbs.	\$ cts.
The Canadian Cordage & Mfg. Co., Ltd., Peterboro', Ont. . .	2,668,310	1,376,576	4,692 84
The Brantford Cordage Co., Ltd., Brantford, Ont.	2,163,936	873,363	2,977 35
The Colonial Cordage Co., Ltd., Toronto, Ont.	687,453	537,314	1,831 74
The Consumers Cordage Co., Ltd., Montreal, Que., and Dartmouth, N.S.	5,285,283	3,968,890	13,530 31
The Kingston Penitentiary Binder Twine Factory, Kingston, Ont.	562,728	556,461	1,897 01
The Farmers Binder Twine Co., Ltd., Brantford, Ont.	1,628,640	502,644	1,713 55
The Plymouth Cordage Co., Ltd., Welland, Ont.	4,358,271	2,322,698	7,918 28
	17,360,621	10,137,946	34,561 08

Binder twine made, 10,590,456 lbs. Cordage made, 6,770,165 lbs.

STATEMENT showing the rates of Bounties payable under Statute upon various articles for the Years ending December, 1907, 1908, 1909 and 1910.

—	1907.	1908.	1909.	1910.
(a) Pig iron—Canadian.	\$ 2 10 per ton.	\$ 2 10 per ton.	\$ 1 70 per ton.	\$ 0 90 per ton.
Foreign.	1 10 " "	1 10 " "	0 70 " "	0 40 " "
(a) Puddled bars.	1 65 " "	1 65 " "	1 05 " "	0 60 " "
(a) Steel.	1 65 " "	1 65 " "	1 05 " "	0 60 " "
Manufactures of steel, viz. :—				
Wire rods.	6 00 " "	6 00 " "	6 00 " "	6 00 " "
*Electric process—				
(a) Pig.			2 10 " "	2 10 " "
(a) Steel.			1 65 " "	1 65 " "
†Lead—				
(b) Smelted in Canada.	15 00 " "	15 00 " "	15 00 " "	15 00 " "
(d) Crude petroleum.	0 01½ per gall	0 01½ per gall	0 01½ per gall	0 01½ per gall
(e) Manila fibre—Equal to export duty on Manila fibre in Philippine Islands, or 75 cents per 100 kilos. (1 kilo=2·204 lbs.)				

(a) *Vide* Act 6-7. Edward VII, chap. 24.

(b) *Vide* Act 7-8. Edward VII, chap. 43.

(c) *Vide* Act 3. Edward VII, chap. 5, and Act 6-7, Edward VII, chap. 5.

(d) *Vide* Act 7-8. Edward VII, chap. 52.

* Extended to December 31, 1912. † Extended to June 30, 1913.

CHINESE IMMIGRATION.

STATEMENT showing the TRANSACTIONS under the CHINESE IMMIGRATION ACTS to March 31, 1909.

The original Act went into force as respects arrivals by vessels sailing from ports in North America on August 20, 1885, and as respects arrivals by other vessels on January 1, 1886, *vide* 48-49 Victoria, chapter 71.

The Act as it appears in the Revised Statutes, chapter 67 (1886), is slightly changed from the original. There have been since then two amendments thereto, *viz.* : as per 50-51 Victoria, chapter 35 (1887) and 55-56 Victoria, chapter 25 (1892).

These general Acts were repealed by the Act 63-64 Victoria, chapter 32, which came into force Jan. 1, 1901. There has been since then one amendment thereto, *viz.* : as per 2 Edward VII., chapter 5 (1902).

The Act 63-64 Victoria, chapter 32 (1900) and Act 2 Edward VII., chapter 5 (1902), are repealed by the Act 3 Edward VII., chapter 8 (1903), which came into force January 1, 1904.

All previous Acts in force were consolidated in the Revised Statutes of 1906 under chapter 95, and in July, 1908, amendments thereto were enacted, *viz.* : 7-8 Edward VII., chapter 14.

The administration of the Act was by Order in Council of September 1, 1885, assigned to the Department of Customs and transferred to the Department of Trade and Commerce by Order in Council of March 13, 1893.

The annual revenue, expenditure, &c., has been as follows :—

Fiscal Years.	Exempts.	Paying Tax.	Registration for Leave.	Total Revenue.	Refunds.	Expenses of Collection.	Share of Capitation Tax paid to Provinces.
	No.	No.	No.	\$ cts.	\$ cts.	\$ cts.	\$ cts.
1886.....	1	211	829	11,693 00	450 00	1,629 26	2,525 00
1887.....	..	124	734	7,424 50	2,123 81	1,450 00
1888.....	290	868	15,694 50	2,041 22	3,587 50
1889.....	112	782	1,322	40,808 00	250 00	2,104 25	9,600 00
1890.....	97	1,069	1,671	56,258 00	300 00	1,634 99	13,250 00
1891.....	12	2,114	1,617	107,785 50	300 00	1,760 79	26,275 00
1892.....	6	3,276	2,168	166,502 00	550 00	1,980 36	40,662 50
1893.....	14	2,244	1,277	113,491 00	2,100 00	2,534 83	27,387 50
1894.....	22	2,087	666	105,021 50	500 00	3,469 80	25,437 50
1895.....	22	1,440	473	72,475 00	550 00	3,287 50	17,200 00
1896.....	24	1,762	697	88,800 50	950 00	2,873 78	21,312 50
1897.....	24	2,447	768	123,119 50	1,250 00	2,959 19	29,900 00
1898.....	17	2,175	802	109,754 00	1,250 00	2,954 57	26,400 00
1899.....	17	4,385	859	220,309 50	950 00	3,072 89	53,262 50
1900.....	26	4,231	1,102	215,102 00	4,950 00	3,195 00	55,462 50
1901a.....	26	2,518	1,204	178,704 00	3,850 00	3,195 00	43,500 00
1902.....	62	3,525	1,922	364,972 00	1,700 00	3,555 81	87,687 50
1903.....	84	5,245	2,044	526,744 00	1,600 00	4,099 99	261,450 00
1904b.....	128	4,719	1,920	474,420 00	2,400 00	4,193 26	231,600 00
1905.....	69	8	2,080	6,080 00	10,000 00	2,926 78	25,550 00
1906.....	146	22	2,421	13,521 00	2,300 00	3,154 43	
1907 (9 mos.).....	200	91	2,594	48,094 00	5,000 00	2,414 53	
1908.....	752	1,482	3,535	746,535 00	10,000 00	3,820 56	365,750 00
1909.....	695	1,411	3,731	713,131 00	67,500 00	4,877 50	318,756 00
Totals.....	2,556	47,658	37,304	4,526,439 50	118,700 00	70,160 10	1,687,400 00

(a) On January 1, 1901, the Capitation Tax was increased from \$50 to \$100. (b) On January 1, 1904, the Capitation Tax was increased from \$100 to \$500.

SESSIONAL PAPER No. 10c

STATEMENT showing Refunds made to the various Provinces on account of
Capitation Tax Collected.

Fiscal Years.			\$	cts.
1886.....	British Columbia.....		2,525	00
1887.....	" "		1,450	00
1888.....	" "		3,587	50
1889.....	" "		9,600	00
1890.....	" "		13,250	00
1891.....	" "		26,275	00
1892.....	" "		40,662	50
1893.....	" "		27,387	50
1894.....	" "		25,437	50
1895.....	" "		17,200	00
1896.....	" "		21,312	50
1897.....	" "		29,900	00
1898.....	" "		26,400	00
1899.....	" "		53,262	50
1900.....	" "	\$ 47,362	50	
	Quebec.....		2,350	00
	Ontario.....		4,137	50
	New Brunswick.....		62	50
	Nova Scotia.....		287	50
	Manitoba.....		475	00
	N. W. Territories.....		787	50
	Includes payments accrued prior to 1900.			
1901.....	British Columbia.....	40,512	50	
	Quebec.....	1,300	00	
	Ontario.....	1,550	00	
	Nova Scotia.....	100	00	
	N. W. Territories.....	37	50	
				55,462 50
1902.....	British Columbia.....	86,287	50	
	Quebec.....	862	50	
	Ontario.....	525	00	
	N. W. Territories.....	12	50	
				87,687 50
1903 (a).....	British Columbia.....	258,050	00	
	Ontario.....	350	00	
	Quebec.....	2,800	00	
	Nova Scotia.....	150	00	
	N. W. Territories.....	100	00	
				261,450 00
1904.....	British Columbia.....	225,000	00	
	Ontario.....	6,000	00	
1905.....	(b)			
1906.....				231,000 00
1907 (9 mos.)	British Columbia.....	18,800	00	
	Ontario.....	450	00	
	Quebec.....	5,600	00	
	Nova Scotia.....	250	00	
	New Brunswick.....	250	00	
	Yukon.....	200	00	
				25,550 00
1908.....	British Columbia.....	345,000	00	
	Quebec.....	18,500	00	
	Ontario.....	250	00	
	Nova Scotia.....	750	00	
	New Brunswick.....	1,000	00	
	Saskatchewan.....	250	00	
				365,750 00
1909.....	British Columbia.....	304,500	00	
	Quebec.....	13,500	00	
	Ontario.....	250	00	
	Nova Scotia.....	250	00	
	New Brunswick.....	250	00	
				318,750 00

(a) Prior to 1903 one-fourth of all entry dues paid by Chinese immigrants (less cost of collection) at the end of each fiscal year was paid to the Province wherein it was collected. Commencing in 1903, under 2 Edward VII, Chap. 5, one-half the amount is refunded to the respective provinces.

(b) On account of small collections no payments were made to the Provinces for 1905 and 1906, but were included in the refunds for 1907.

9-10 EDWARD VII., A. 1910

STATEMENT showing Chinese Arrivals and Revenue Accrued by Principal Ports.

Fiscal Years.	Exempts.	Capitation Tax at \$50 each.	Registration for Leave at \$1 each.	Other Revenue.	Total Revenue.
	No.	No.	No.	\$ cts.	\$ cts.
1886.					
Victoria	1	210	824	142 00	11,466 00
Montreal.....				55 50	55 50
Other ports.....		1	5	116 50	171 50
Total	1	211	829	314 00	11,693 00
1887.					
Victoria		116	728	484 50	7,012 50
Other ports.....		8	6	6 00	412 00
Total		124	734	490 50	7,424 50
1888.					
Victoria.....		56	782	289 00	3,871 00
Vancouver.....		219	59	29 50	11,038 50
Montreal.....		1	1		51 00
Other ports.....		14	26	8 00	734 00
Total		290	868	326 50	15,694 50
1889					
Victoria.....	112	34	991	254 50	2,945 50
Vancouver.....		739	300	117 50	37,367 50
Montreal.....		6	1	0 50	301 50
Other ports.....		3	30	13 50	193 50
Total	112	782	1,322	386 00	40,808 00
1890.					
Victoria	97	51	1,177	983 00	4,710 00
Vancouver.....		1,010	451	134 00	51,085 00
Montreal.....		2	1		101 00
Other ports.....		6	42	20 00	362 00
Total	97	1,069	1,671	1,137 00	56,258 00
1891.					
Victoria.....	12	754	526	153 00	38,379 00
Vancouver.....		1,350	1,016	284 00	68,800 00
Montreal.....		1	6		56 00
Other ports.....		9	69	31 50	550 50
Total	12	2,114	1,617	468 50	107,785 50
1892.					
Victoria.....	6	2,138	641	209 50	107,750 50
Vancouver.....		1,123	1,213	209 50	57,672 50
Montreal.....		2	29		129 00
Other ports.....		13	285	115 00	1,050 00
Total	6	3,276	2,168	534 00	166,502 00

SESSIONAL PAPER No. 10c

STATEMENT showing Chinese Arrivals and Revenue Accrued by Principal Ports.
—Continued.

Fiscal Years.	Exempts.	Capitation Tax at \$50 each.	Registration for Leave at \$1 each.	Other Revenue.	Total Revenue.
	No.	No.	No.	\$ cts.	\$ cts.
1893.					
Victoria.....	14	1,556	516	2 50	78,318 50
Vancouver.....		636	741	6 00	32,547 00
Montreal.....		12	7		607 00
Halifax.....		9			450 00
Other ports.....		31	13	5 50	1,568 50
Total.....	14	2,244	1,277	14 00	113,491 00
1894.					
Victoria.....	22	1,130	296		56,796 00
Vancouver.....		912	370		45,970 00
Montreal.....		21			1,050 00
Halifax.....		7			350 00
Other ports.....		17		5 50	855 50
Total.....	22	2,087	666	5 50	105,021 50
1895.					
Victoria.....	22	687	235		34,585 00
Vancouver.....		695	238	0 50	34,988 50
Montreal.....		30			1,500 00
Halifax.....		9			450 00
Other ports.....		19		1 50	951 50
Total.....	22	1,440	473	2 00	72,475 00
1896 /					
Victoria.....	23	780	347		39,347 00
Vancouver.....		941	350		47,400 00
Montreal.....		19			950 00
Other ports.....	1	22		3 50	1,103 50
Total.....	24	1,762	697	3 50	88,800 50
1897.					
Victoria.....	19	1,169	513		58,963 00
Vancouver.....	5	1,247	254		62,604 00
Montreal.....		8			400 00
Halifax.....		1			50 00
Other ports.....		22	1	1 50	1,102 50
Total.....	24	2,447	768	1 50	123,119 50
1898.					
Victoria.....	16	1,060	410	50 00	53,460 00
Vancouver.....	1	1,074	396	150 00	54,240 00
Sarnia.....		1			50 00
Montreal.....		17			850 00
Halifax.....			2		2 00
Other ports.....		23		2 00	1,152 00
Total.....	17	2,175	802	202 00	109,754 00

9-10 EDWARD VII., A. 1910

STATEMENT showing Chinese Arrivals and Revenue Accrued by Principal Ports
—Continued

Fiscal Years.	Exempts.	Capitation Tax \$50 each.	Registration for Leave at \$1 each.	Other Revenue.	Total Revenue.
	No.	No.	No.	\$ cts.	\$ cts.
1899.					
Victoria	16	2,898	400		145,300 00
Vancouver.....	1	1,379	459	200 50	69,609 50
Sarnia		48			2,400 00
Montreal.....		21			1,050 00
Halifax.....		1			50 00
Other ports.....		38			1,900 00
Total.....	17	4,385	859	200 50	220,309 50
1900.					
Victoria.....	20	2,677	570		134,420 00
Vancouver.....	6	1,203	532		60,682 00
Sarnia		271			13,550 00
Montreal.....		47		2,450 00	4,800 00
Halifax.....		7			350 00
Other ports.....		26			1,300 00
Total.....	26	4,231	1,102	2,450 00	215,102 00
1901.		Increased to \$100 from Jan. 1, 1901.			
Victoria.....	21	1,125	695		75,495 00
Vancouver.....	4	1,196	508		90,908 00
Sarnia		104			6,050 00
Montreal.....		59			4,050 00
Halifax.....		5			400 00
Other ports.....	1	29	1	50 00	1,801 00
Total.....	26	2,518	1,204	50 00	178,704 00
1902.					
Victoria.....	41	1,926	1,017		193,617 00
Vancouver.....	21	1,535	905		154,405 00
Sarnia		15			1,500 00
Montreal.....		30		10,600 00	13,600 00
Other ports.....		19			1,850 00
Total.....	62	3,525	1,922	10,600 00	364,972 00
1903.					
Victoria.....	44	3,290	894		329,894 00
Vancouver.....	40	1,883	1,142		189,442 00
Montreal.....		54			5,400 00
Halifax.....		3	8		308 00
Other ports.....		15		200 00	1,700 00
Total.....	84	5,245	2,044	200 00	526,744 00
1904.		Increased to \$500 from Jan. 1, '04.			
Victoria.....	56	3,561	725		356,825 00
Vancouver.....	71	996	1,188		101,188 00
Sarnia		125			12,500 00
Montreal.....		27			2,700 00
Halifax.....	1		5		5 00
Other ports.....		10	2	200 00	1,202 00
Total.....	128	4,719	1,920	200 00	474,420 00

SESSIONAL PAPER No. 10c

STATEMENT showing Chinese Arrivals and Revenue Accrued by Principal Ports
—*Concluded.*

Fiscal Years.	Exempts.	Capitation Tax at \$500 each.	Registration for Leave at \$1 each.	Other Revenue.	Total Revenue.
	No.	No.	No.	\$ cts.	\$ cts.
1905.					
Victoria.	37		692		692 00
Vancouver.	32	8	1,381		5,381 00
Halifax.			6		6 00
Other ports.			1		1 00
Total.	69	8	2,080		6,080 00
1906.					
Victoria.	66	6	828		3,828 00
Vancouver.	80	11	1,560	100 00	7,160 00
Montreal.		4	16		2,016 00
Halifax.		1	4		504 00
North Sydney.			13		13 00
Total.	146	22	2,421	100 00	13,521 00
1907 (9 mos).					
Victoria.	85	13	909		7,409 00
Vancouver.	101	62	1,665		32,665 00
Montreal.		13	13		6,513 00
North Sydney.		1	7		507 00
Other ports.	14	2			1,000 00
Total.	200	91	2,594		48,094 00
1908.					
Victoria.	238	551	1,502	300 00	277,302 00
Vancouver.	315	842	2,015		423,015 00
Montreal.	37	70	11		35,011 00
Halifax.	123	1	5		505 00
North Sydney.		2	2	1,700 00	2,702 00
Other ports.	39	16			8,000 00
Total.	752	1,482	3,535	2,000 00	746,535 00
1909					
Victoria.	220	541	2,343	100 00	272,943 00
Vancouver.	299	798	1,365		400,365 00
Montreal.	127	65	16	3,800 00	36,316 00
Halifax.	23		2		2 00
North Sydney.		2	3		1,003 00
Other ports.	26	5	2		2,502 00
Total.	695	1,411	3,731	3,900 00	713,131 00

9-10 EDWARD VII., A. 1910

STATEMENT showing Quantity of Lumber measured, culled and counted at the Port of Quebec for the Fiscal Year ended March 31, 1909, with totals for the seven preceding Years.

Pieces.	Description.	Measured, Culled and Counted.	Tons Standard.	Rate.	Cullers' Fees.	Total accrued.
				cts.	\$ cts.	\$ cts.
3,161	Waney, W. pine.....	Culled.....	3,722			
1	" red pine.. . . .	"	1			
3,162			3,723	12 $\frac{3}{10}$	457 92	
18,198	Waney, W. pine.....	Stringed.....	22,800			
3	" chestnut.....	"				
372	" elm.....	"	2			
4,548	" ash.....	"	201			
8	" birch.....	"	2,173			
	" oak.....	"	9			
	" maple.....	"				
5	" poplar.....	"	7			
10	" walnut.....	"	6			
	" hickory.....	"				
	" tamarack.....	"				
	" spruce.....	"				
23,144			25,198	10	2,519 80	
26,306			28,921		2,977 72	2,977 72
25	Square W. pine.....	Culled.	23	9 $\frac{3}{10}$	2 14	
	" spruce.....	"				
25			23	9 $\frac{3}{10}$	2 14	
3,745	Square W. pine.....	Measured.....	3,291	7	230 37	
217	" red pine.....	"	204			
10,989	" oak.....	"	14,980			
1,820	" elm.....	"	2,189			
	" ash.....	"				
	" greenwood.....	"				
101	" hickory.....	"	112			
13,127			17,485	9	1,573 65	
16,897			20,799		1,806 16	1,806 16
43,203			49,720			4,783 88

RECAPITULATION.

26,306	Waney lumber.....	Stringed, '08-9	28,921	2,977 72
27,350	"	" '07-8	31,864	3,186 40
7,902	"	" '06-7	8,033	803 30
21,785	"	" '05-6	23,348	2,334 80
52,810	"	" '04-5	61,520	6,152 00
58,027	"	" '03-4	63,463	6,346 30
41,158	"	" '02-3	42,616	4,261 60
52,135	"	" '01-2	63,052	6,102 31
16,897	Square lumber.....	Measured, '08-9	20,799	1,806 16
16,400	"	" '07-8	19,310	1,663 80
13,678	"	" '06-7	17,219	1,526 61
19,224	"	" '05-6	22,821	2,000 63
22,570	"	" '04-5	24,250	2,066 62
31,953	"	" '03-4	36,749	3,102 95
28,860	"	" '02-3	34,934	3,011 46
55,314	"	" '01-2	62,452	5,024 38

SESSIONAL PAPER No. 10c

INSPECTION OF CERTAIN STAPLE ARTICLES OF CANADIAN COMMERCE INSPECTED UNDER PROVISIONS OF CHAP. 85, REVISED STATUTES OF CANADA AND AMENDMENTS THERETO.

STATEMENT showing Quantity of Flour and Meal Inspected and Fees Collected on same for the Fiscal Year ended March 31, 1909, with totals for the four preceding Years.

	Patent Winter.	Straight Roller.	On Sample.		Sour.	Rejected.	Rye Flour Superfine.	Fees.
	Bags.	Bags.	Brls.	Bags.	Bags.	Bags.	Bags.	\$ cts.
Montreal, 1908-09				38,979	64	340	99	394 82
" 1907-08				3,401	42	156		71 98
" 1906-07				1,853		1,631		57 68
" 1905-06				6,281	490	157		138 56
" 1904-05	341	140	439	6,629	344	331	Meal 100	166 48

STATEMENT showing Quantity of Hay Inspected and Fees collected on same, for the Fiscal Year ended March 31, 1909, with totals for the seven preceding Years.

DISTRICTS.	HAY.											Fees.
	Timothy.				Clover.		Mixed.			Shipping grade.	No grade.	
	No. 1.	No. 2.	No. 3.	Re- ct'd.	No. 1.	No. 2.	No. 1.	No. 2.	No. 3.			
	Tons.	Tons.	Tons.	T's.	Tons.	Tons.	Tons.	Tons.	Tons.	Tons.	Tons.	\$ cts.
Toronto.....	77	157 $\frac{1}{2}$	50	3 $\frac{1}{2}$	6	29 $\frac{1}{2}$	72 00
Montreal	27	234	5	8	14,543	106	2,219 45
Totals, 1908-09.	77	184 $\frac{1}{2}$	284	3 $\frac{1}{2}$	5	6	8	14,543	135 $\frac{1}{2}$	2,291 45
Totals, 1907-08.	11	79 $\frac{1}{2}$	71 $\frac{1}{2}$	6 $\frac{2}{3}$	13 $\frac{1}{2}$	14,719	16 $\frac{1}{2}$	1,663 45
Totals, 1906-07.	..	131 $\frac{1}{2}$	75	70	..	20	38	14,008	15	1,448 60
Totals, 1905-06.	15	277	2,651	..	9	920	700	1,300	18,083	1,199	2,164 05
Totals, 1904-05.	13	3,163	5,849	471	1,849	561	16,203	207	2,224 45
Totals, 1903-04.	26	3,283	8,025	152	919	162	18,900	111	2,542 85
Totals, 1902-03.	195	4,569	779	476	2,141	43	14,367	372	1,979 53
Totals, 1901-02.	4,223	7,315	558	81	1,973	629	2,750	100	10,554	262	3,345 40

9-10 EDWARD VII., A. 1910

STATEMENT showing Quantity of Fish Inspected, and Fees collected on same for the Fiscal Year ended March 31, 1909, with totals for the seven preceding Years.

PICKLED FISH.

DISTRICTS.	Salmon.			Sea Trout.		Mack- erel.	Herring.		Gaspereau and Alewives.	Codfish.			Other Fish.	Fees.
	Tcs.	Brls.	$\frac{1}{2}$ brls.	Brls.	$\frac{1}{2}$ brls.	Brls.	Brls.	$\frac{1}{2}$ brls.	Brls.	Brls.	$\frac{1}{2}$ brls.	Brls.	$\frac{1}{2}$ brls.	
Quebec														\$ cts.
St. John.....							451	2,496						97 43
Halifax														
Lunenburg														
Totals, 1908-09..							451	2,496						97 43
Totals, 1907-08..							427	6,507						212 46
Totals, 1906-07..							1,252	11,534						409 55
Totals, 1905-06..							813	11,536						386 78
Totals, 1904-05..						20	1,202	8,329						310 87
Totals, 1903-04..						552	687	13,581						493 88
Totals, 1902-03..	317	976	10	214	6	996	1,651	11,783	101	1,306	3	138	1	889 21
Totals, 1901-02..	20	2,121	5	23	2	2,980	3,837	11,870	627	4,055	8	10	2	1,435 61

SESSIONAL PAPER No. 10c

STATEMENT showing Quantity of Fish Oils Inspected, and Fees collected on same for the Fiscal Year ended March 31, 1909, with totals for the seven preceding Years.

FISH OIL.

DISTRICTS.	SEAL OIL.						WHALE OIL.		PORPOISE OIL.	COD OIL.				HAKE OIL.		Pollock Oil.	Other Fish Oil.	Fees.							
	No. 2, Pale.		No. 3, Straw.		No. 4, Brown.		No. 1, Dark Brown.			No. 3, Pale Brown.		A.		B.					A.						
	Pun.	Tes.	Brls.	Pun.	Tes.	Brls.	Pun.	Tes.	Brls.	Pun.	Tes.	Brls.	Pun.	Tes.	Hds.	Brls.									
Quebec																		\$	cts.						
St. John																			4	93 00					
Halifax																									
Lenenburg																									
Totals, 1908-09																									
Totals, 1907-08																									
Totals, 1906-07																									
Totals, 1905-06																									
Totals, 1904-05																									
Totals, 1903-04																									
Totals, 1902-03																									
Totals, 1901-02																									
	433	225	150	62	313	131	55	26	30	1		35	2	1,778	758	846	27	3	12	2	604	1	2	899	80

9-10 EDWARD VII., A. 1910

STATEMENT showing Quantity of Pot and Pearl Ashes Inspected, and Fees, collected on same for the Fiscal Year ended March 31, 1909, and for the seven preceding Years.

ASHES.

DISTRICTS.		POT.			PEARL.			Fees.
		First Sort.	Second Sort.	Third Sort.	First Sort.	Second Sort.	Third Sort.	
								\$ cts.
Montreal	1908-09	662	30	3	30			1,137 46
"	1907-08	509	5	1	24			840 01
"	(9 mos.) 1906-07	362	7		23			617 25
"	1905-06	735	57	1	35			1,290 64
"	1904-05	722	131	2	18			1,276 82
"	1903-04	489	54	1	44			894 52
"	1902-03	611	90		212			1,386 56
"	1901-02	866	220	35	119			1,889 65

STATEMENT showing Quantity of Leather and Hides Inspected, and Fees collected on same for the Fiscal Year ended March 31, 1909, with totals for the seven preceding Years.

DISTRICTS.	LEATHER SIDES.	HIDES.			CALF SKINS.			Fees.
	No. 1.	No. 1.	No. 2.	No. 3.	No. 1.	No. 2.	No. 3.	
								\$ cts.
†Hamilton								
†Kingston								
*Ottawa								
Toronto		37,647	44,243	11,844				4,686 70
Lévis		3,937	1,602	137				283 65
Montreal		79,709	28,509	12,182				6,005 64
Quebec		17,200	8,974	1,352				1,376 30
†St. John.								
*Winnipeg								
Totals...1908-09		138,493	83,328	25,515				12,352 29
Totals...1907-08		146,171	82,071	20,963				12,387 27
Totals...1906-07		146,795	67,081	21,324				11,623 70
Totals...1905-06		177,685	85,158	28,137				14,488 41
Totals...1904-05		164,147	79,843	27,264				13,529 43
Totals...1903-04		157,640	82,974	33,506				13,644 31
Totals...1902-03	240	162,722	76,264	28,682				13,371 76
Totals...1901-02	8,543	165,889	75,845	25,767				13,449 25

† No inspector acting. * None offered for inspection.

SESSIONAL PAPER No. 10c

REVENUE AND EXPENDITURE.

STATEMENT showing the total Revenue and Expenditure of the Department of Trade and Commerce annually since its organization.

Years ended.	Revenue.	Expenditure.
	\$ cts.	\$ cts.
June 30, 1893	113,591 00	429,268 89
" 1894	105,021 50	564,406 49
" 1895	72,479 25	547,349 55
" 1896	88,860 50	565,027 05
" 1897	123,119 50	588,254 75
" 1898	109,754 00	626,528 38
" 1899	220,309 50	692,506 81
" 1900	215,152 00	676,542 28
" 1901	178,704 00	692,664 40
" 1902	378,981 35	1,484,282 07
" 1903	636,897 93	2,346,155 65
" 1904	542,918 82	2,160,937 79
" 1905	79,156 69	3,457,562 74
" 1906	122,452 49	3,850,451 64
March 31, 1907 (9 months)	121,937 92	2,901,381 37
" 1908	884,344 33	4,668,344 50
" 1909	914,932 59	4,852,529 41

STATEMENT of Revenue of the Department of Trade and Commerce, for the Fiscal Year ended March 31, 1909.

	\$ cts.	\$ cts.
Inspection of grain :		
Western Division—		
Winnipeg		134,256 85
Eastern Division—		
Kingston	69 30	
Peterborough	482 00	
Toronto	3,898 91	
Montreal	1,961 92	
		6,412 13
		140,668 98
Culling timber		4,783 88
Casual		7,009 49
Annuities		49,339 24
Chinese immigration : Gross		713,131 00
Gross Revenue		914,932 59
Less refunds to: Provinces, \$318,750. Other, \$67,500		386,250 00
Net Revenue		528,682 59

9-10 EDWARD VII., A. 1910

STATEMENT of Expenditure of the Department of Trade and Commerce for the Fiscal
Year ended March 31, 1909.

Services.	Amount paid.	Totals.
<i>Departmental.</i>	8 cts.	8 cts.
Civil Government—Salaries.....	29,226 34	
Contingencies	12,274 28	41,500 62
<i>Chinese Immigration.</i>		
Salaries.....	3,099 63	
Contingencies	897 25	3,996 88
Chinese Refunds, \$67,500; to Provinces, \$318,750	386,250 00	386,250 00
<i>Culling Timber.</i>		
Salaries (staff)	4,200 00	
" (cullers)	4,200 00	
Annuities	3,000 00	
Contingencies	1,876 87	13,276 87
<i>Inspection of Staples.</i>		
Salaries	70,719 53	
Wages and contingencies	89,465 09	160,184 62
<i>Miscellaneous.</i>		
Trade Commissioners and Commercial Agencies	74,511 73	
International Customs Bureau	600 00	
Bounty on pig iron	693,423 05	
" steel	838,100 21	
" wire rods	333,090 90	
" Manila fibre.....	34,561 08	
" lead.....	307,433 64	
" crude petroleum	260,698 07	
Expenses <i>re</i> bounties	3,223 85	
Expenses <i>re</i> Old Age Annuities	9,113 83	
Legal Expenses, &c., <i>re</i> arrest of Chinese at Sydney, N.S.	880 62	2,555,636 98
<i>Mail Subsidies and Steamship Subventions.</i>		
Canada and United Kingdom	564,999 99	
Canada and South Africa	146,000 00	
Canada and Australia	173,566 38	
Canada and Mexico	91,666 60	
Canada and New Zealand	46,719 98	
Canada and Manchester, Eng	35,000 00	
Canada and Newfoundland	14,360 00	
Canada, China and Japan (additional)	48,301 66	
St. John and Glasgow	12,000 00	
St. John, Dublin and Belfast	2,250 00	
St. John, Halifax and London	40,000 00	
St. John and Digby	20,000 00	
St. John, Digby and Clementsport	1,500 00	
St. John, Annapolis and Granville	1,500 00	
St. John and Halifax, via Yarmouth	9,038 40	
St. John and Minas Basin	3,000 00	
St. John and Margaretsville	2,650 00	
Carried forward.....	1,212,553 01	3,160,845 97

SESSIONAL PAPER No. 10c

STATEMENT of Expenditure of the Department of Trade and Commerce for the
Fiscal Year ended March 31, 1909.—*Concluded.*

Service.	Amount paid.	Totals.
	\$ cts.	\$ cts.
Brought forward.....	1,212,553 01	3,160,845 97
<i>Mail Subsidies and Steamship Subventions—Concluded.</i>		
St. John and Westport.....	1,500 00	
St. John, Halifax and South America.....	65,700 00	
Halifax and Jamaica.....	13,800 00	
Halifax, St. John's, Newfoundland and Liverpool.....	20,000 00	
Halifax and Newfoundland.....	4,000 00	
Halifax and Canso.....	4,000 00	
Halifax and Spry Bay.....	2,500 00	
Magdalen Islands and Mainland.....	15,000 00	
Grand Manan.....	5,000 00	
P. E. Island.....	12,500 00	
P. E. Island, Cape Breton and Newfoundland.....	8,000 00	
Quebec and Gaspé.....	8,500 00	
Quebec, Natashquan and Blanc Sablon.....	20,000 00	
Quebec and Isle of Orleans.....	500 00	
Pictou, Murray Harbour and Montague Bridge.....	6,000 00	
Pictou and Cheticamp.....	2,000 00	
Pt. Mulgrave, St. Peters, &c.....	6,000 00	
Pt. Mulgrave and Canso.....	4,000 00	
Pt. Mulgrave and Guysboro'.....	5,000 00	
Pt. Mulgrave and Cheticamp.....	5,000 00	
Petit de Grat and Mulgrave (I. C. R. Terminus).....	3,000 00	
Baddeck, Grand Narrows, &c.....	5,450 00	
Gaspé, Dalhousie and Campbellton.....	12,000 00	
Bonaventure River and Petit Rocher.....	3,000 00	
Sydney and Whycocomagh.....	1,000 00	
Sydney and Bay St. Lawrence ports.....	1,500 00	
St. Stephen, St. Croix, &c.....	3,000 00	
St. Catharines Bay and Tadoussac.....	1,525 00	
Annapolis and Hull, England.....	2,000 00	
Victoria, Vancouver and Skagway.....	12,500 00	
Victoria and Vancouver Island (West Coast).....	5,000 00	
Victoria and San Francisco.....	3,000 00	
Port Essington and Queen Charlotte Islands.....		
Petitcodiac River and Cumberland County, N.S.....	2,000 00	
Miramichi River, Newcastle, Neguac and Escouminac.....	1,500 00	
Pelé Island and Mainland.....	1,500 00	
Schooner Service, Lower St. Lawrence to Gaspé.....	1,000 00	
Froude's Point and Lockport.....	600 00	
	1,481,128 01	
<i>Under Special Statute.</i>		
Canada, China and Japan.....	73,000 00	
Canada and France.....	130,555 43	
		1,684,683 44
Total expenditure.....		4,845,529 41

9-10 EDWARD VII., A. 1910

STATISTICAL RECORD OF

Years ended June 30.	CURRENCY AND							
	Area.	Estimated Population July 1.	Chartered Banks. Capital Paid up.	CIRCULATION.				DEPO- Government Savings Banks except P. O.
				Notes issued by Chartered Banks.	Dominion Notes.	Chartered Banks.	Post Office Savings Banks.	
	Sq. miles.	No.	\$	\$	\$	\$	\$	\$
1868	662,148	3,371,594	30,289,048	8,307,079	3,795,000	33,317,879	204,589	1,483,219
1869	662,148	3,412,617	30,981,074	8,063,198	4,830,000	40,779,472	856,814	1,594,525
1870	3,370,760	3,454,248	32,050,597	14,167,948	7,479,353	54,074,760	1,588,849	1,822,570
1871	3,729,665	3,518,411	36,415,210	18,339,893	7,367,341	57,787,922	2,497,260	2,072,037
1872	3,729,665	3,610,992	45,134,709	25,040,077	10,510,541	54,503,201	3,096,500	2,154,234
1873	3,729,665	3,668,220	55,102,959	29,516,046	11,284,132	57,509,823	3,207,052	2,958,170
1874	3,729,665	3,825,305	60,443,445	26,583,130	12,175,579	65,468,697	3,204,965	4,005,295
1875	3,729,665	3,886,534	63,367,687	20,902,991	10,778,873	61,094,860	2,926,090	4,245,091
1876	3,729,665	3,949,163	67,199,051	20,288,158	11,533,892	65,177,128	2,740,953	4,303,165
1877	3,729,665	4,013,271	63,923,156	18,265,356	10,680,493	62,129,706	2,639,937	4,830,693
1878	3,729,665	4,078,924	63,387,034	19,351,109	10,460,735	65,069,326	2,754,484	5,742,529
1879	3,729,665	4,146,196	64,159,427	18,090,814	10,789,710	64,403,237	3,105,191	6,102,492
1880	3,729,665	4,215,389	60,584,789	20,186,176	13,565,159	76,244,065	3,945,669	7,107,287
1881	3,729,665	4,336,504	59,384,987	26,102,368	14,538,965	83,666,189	6,208,227	9,628,445
1882	3,729,665	4,383,819	58,739,980	32,229,937	15,807,911	97,537,258	9,473,662	12,295,000
1883	3,729,665	4,433,363	61,404,554	32,211,945	15,997,855	98,308,436	11,976,237	14,242,870
1884	3,729,665	4,485,395	61,443,397	29,654,511	15,360,281	97,443,765	13,245,553	15,971,984
1885	3,729,665	4,538,790	61,821,158	29,692,803	15,633,256	95,030,429	15,090,540	17,888,536
1886	3,729,665	4,589,414	61,841,395	29,200,627	16,297,453	101,181,744	17,159,372	20,014,442
1887	3,729,665	4,638,109	60,815,356	30,438,152	15,059,836	107,154,483	19,497,750	21,334,525
1888	3,729,665	4,688,147	60,168,010	30,444,643	16,249,319	112,860,699	20,689,033	20,682,025
1889	3,729,665	4,739,617	60,236,451	31,209,972	15,426,281	123,655,414	23,011,423	19,944,935
1890	3,729,665	4,792,605	59,569,765	32,059,178	15,357,893	128,631,455	21,990,653	19,021,812
1891	3,729,665	4,844,366	60,742,366	31,379,886	16,176,317	142,633,216	21,738,648	17,661,378
1892	3,729,665	4,889,266	61,512,630	32,614,699	17,282,699	160,942,778	22,298,402	17,231,146
1893	3,729,665	4,935,748	61,954,314	33,483,413	18,448,494	170,817,433	24,153,194	17,696,464
1894	3,729,665	4,983,903	62,112,883	30,254,159	20,061,719	174,930,936	25,257,868	17,778,144
1895	3,729,665	5,033,839	61,701,007	30,106,578	19,520,233	182,688,227	26,805,542	17,644,956
1896	3,729,665	5,086,061	62,198,413	30,336,844	20,372,215	183,769,992	28,932,930	17,866,389
1897	3,729,665	5,141,508	61,949,536	32,366,174	22,318,096	201,141,688	32,380,829	16,554,147
1898	3,729,665	5,199,267	62,303,137	36,539,103	22,178,194	227,063,343	34,480,938	15,630,181
1899	3,729,665	5,259,491	63,674,085	39,097,708	24,236,467	258,402,340	34,771,605	15,470,110
1900	3,729,665	5,322,348	64,735,145	45,577,387	26,094,924	277,256,716	37,507,456	15,642,266
1901	3,729,665	5,413,670	67,095,718	49,119,479	27,671,452	315,775,426	39,950,810	16,099,146
1902	3,729,665	5,537,500	69,548,308	53,953,043	32,780,387	344,949,901	42,320,208	16,117,779
1903	3,729,665	5,711,342	76,660,301	58,865,845	39,006,199	378,937,458	44,255,327	16,515,802
1904	3,729,665	5,890,677	79,193,028	60,098,480	41,574,783	423,874,030	45,419,706	16,738,743
1905	3,729,665	6,086,530	82,199,900	61,587,560	47,334,222	468,571,648	45,368,321	16,649,136
1906	3,729,665	6,320,000	91,074,505	69,366,505	49,941,427	536,769,519	45,736,489	16,174,133
1907	3,729,665	6,655,904	96,362,130	75,510,402	58,316,532	589,459,889	46,832,611	14,911,071
1908	3,729,665	6,940,504	96,049,538	68,153,994	63,058,126	560,503,775	46,328,135	14,719,368
1909	3,729,665	* 7,184,000	97,436,424	70,170,491	79,005,301	681,658,944	44,568,683	14,556,878

* Estimated population March 31, 1909.

SESSIONAL PAPER No. 10c

THE PROGRESS OF CANADA.

BANKING.

SITS IN		CHARTERED BANKS.							Years ended Jan 1.
Special Savings Banks.	Total Deposits.	Discounts to the People.	Assets.	Liabilities.	Bank Clearings to December 31.				
					Totals.	At Montreal.	At Toronto.		
\$	\$	\$	\$	\$	\$	\$	\$		
2,672,884	37,678,571	51,966,120	77,872,257	43,722,647				1868	
3,272,228	46,503,039	55,722,154	83,565,027	48,380,967				1869	
4,180,559	61,666,738	67,107,167	102,147,293	66,536,393				1870	
4,798,644	67,155,863	86,121,888	121,014,395	77,486,706				1871	
5,275,642	65,029,577	110,479,832	151,772,876	94,224,644				1872	
6,768,672	70,443,717	124,519,008	168,519,746	98,296,677				1873	
6,811,010	79,489,967	132,518,287	188,417,005	117,656,218				1874	
6,611,416	74,877,457	136,771,679	184,441,108	101,371,845				1875	
6,605,348	78,826,594	131,579,195	184,421,514	101,686,717				1876	
6,054,457	75,654,793	126,222,470	174,375,603	95,004,254				1877	
5,631,173	79,197,512	122,918,778	175,473,086	95,641,008				1878	
5,494,165	79,105,085	130,472,200	170,446,074	93,375,749				1879	
6,651,025	93,948,046	111,956,858	181,741,074	108,833,271				1880	
7,685,888	107,188,749	134,113,252	198,967,278	125,063,546				1881	
8,658,434	127,964,354	169,125,878	229,271,064	153,001,994				1882	
8,791,045	133,318,588	178,728,321	236,803,491	145,296,836				1883	
8,861,141	135,522,443	164,648,286	223,855,601	140,973,233				1884	
9,191,895	137,201,400	162,847,002	217,264,655	138,510,300				1885	
9,177,132	147,532,690	162,908,287	228,422,353	147,547,682				1886	
10,092,144	158,078,902	169,357,326	229,241,464	149,413,632				1887	
10,475,292	164,707,049	178,185,816	244,975,223	166,344,852				1888	
10,761,060	177,372,832	190,721,124	255,765,631	175,062,257				1889	
10,889,828	180,533,748	195,987,402	254,628,694	174,501,422				1890	
10,982,232	193,015,474	202,692,481	269,491,153	188,337,504				1891	
12,236,099	212,708,425	210,234,377	292,054,017	209,362,011				1892	
12,823,833	225,490,924	225,999,798	304,363,580	219,666,996	979,163,296	568,739,064	309,494,818	1893	
12,919,578	230,886,526	224,371,222	307,542,429	221,292,707	969,557,097	546,606,148	279,267,751	1894	
13,128,484	240,267,209	224,627,632	312,986,516	226,943,664	1,046,323,079	583,160,000	308,634,341	1895	
14,459,832	245,029,143	224,507,301	316,122,706	228,338,219	1,028,997,242	527,858,016	342,001,717	1896	
15,025,563	265,102,227	226,960,482	335,203,890	247,766,150	1,174,710,345	601,185,000	365,756,953	1897	
15,482,100	292,656,562	245,336,120	365,634,052	277,407,521	1,390,019,344	731,264,677	439,489,336	1898	
15,893,567	324,537,622	283,713,938	408,936,411	316,320,478	1,625,680,194	794,109,924	504,569,918	1899	
17,425,471	347,831,909	316,634,620	440,348,102	340,295,278	1,589,560,411	734,941,608	513,697,000	1900	
19,125,100	390,949,482	318,240,549	528,304,110	417,320,761	1,871,061,725	889,486,915	599,385,671	1901	
20,360,888	423,748,776	348,690,611	581,876,985	465,103,425	2,538,583,771	1,089,976,730	809,078,559	1902	
21,241,992	460,950,579	406,184,733	641,985,372	508,049,963	2,698,895,000	1,113,978,000	808,748,000	1903	
23,063,143	509,095,622	452,134,220	694,303,415	554,445,911	2,741,441,000	1,065,067,000	842,097,000	1904	
25,050,965	555,640,070	480,906,634	757,988,531	609,989,375	3,334,614,000	1,324,314,000	1,047,491,000	1905	
27,399,193	626,079,334	559,338,229	861,602,330	698,714,302	3,950,695,000	1,533,597,000	1,219,125,000	1906	
28,520,547	679,724,118	639,970,696	958,342,255	781,075,593	4,197,478,000	1,555,729,000	1,220,905,000	1907	
28,574,954	650,126,232	584,732,914	926,017,629	746,744,250	4,142,114,000	1,467,316,000	1,166,902,000	1908	
30,258,585	771,043,090	595,264,346	1,553,271,919	870,192,322				1909	

STATISTICAL RECORD OF THE

Calendar Years.	FAILURES—COMMERCIAL.			FINANCE.				
	Number.	Assets.	Liabilities	Total Revenue.	REVENUE ON ACCOUNT OF CON			
					Receipts from Taxes.			Dominion Lands.
					Totals.	From Customs.	From Excise.	
		\$	\$	\$	\$	\$	\$	\$
1868				13,687,928	11,700,681	8,578,380	3,002,588	
1869				14,379,175	11,112,573	8,272,880	2,710,028	
1870				15,512,226	13,087,883	9,334,213	3,619,622	
1871				19,335,561	16,320,369	11,841,105	4,295,945	
1872	726	6,454,525	20,714,814	17,715,552	12,787,982	4,735,652		
1873	994	12,334,192	20,813,469	17,616,555	12,954,164	4,460,682	26,239	
1874	966	7,696,765	24,205,093	20,129,185	14,325,193	5,594,904	29,981	
1875	1,968	28,843,967	24,648,715	20,664,879	15,351,012	5,069,687	27,641	
1876	1,728	25,517,991	22,587,587	18,614,415	12,823,838	5,563,487	8,546	
1877	1,892	25,523,903	22,059,274	17,697,925	12,546,988	4,941,898	3,800	
1878	1,697	23,908,677	22,375,012	17,841,938	12,782,824	4,858,672	19,425	
1879	1,902	29,347,937	22,517,382	18,476,613	12,900,659	5,390,763	23,828	
1880	907	7,988,077	23,307,407	18,479,576	14,071,343	4,232,427	120,479	
1881	635	5,751,207	29,635,298	23,942,139	18,406,092	5,343,022	131,124	
1882	787	8,587,657	33,383,456	27,549,046	21,581,570	5,884,860		
1883	1,382	16,311,742	35,794,650	29,269,699	23,000,582	6,260,116		
1884	1,384	15,994,861	31,861,962	25,483,199	20,023,890	5,459,309		
1885	1,327	19,191,306	32,797,001	25,384,529	18,935,428	6,449,101		
1886	1,256	8,861,609	33,177,040	25,226,456	19,373,551	5,852,903		
1887	1,252	10,386,884	35,754,993	28,687,002	22,378,801	6,308,201	191,782	
1888	1,677	14,081,169	35,908,464	28,177,413	22,105,926	6,071,487	217,083	
1889	1,777	14,713,223	38,782,870	30,613,523	23,726,784	6,886,739	237,821	
1890	1,847	18,289,935	39,879,925	31,587,072	23,968,954	7,618,118	220,141	
1891	1,889	17,100,649	38,579,311	30,314,151	23,399,301	6,914,850	264,592	
1892	1,688	13,766,191	36,921,872	28,446,157	20,501,059	7,945,098	322,796	
1893	1,344	8,321,570	12,689,794	38,168,609	29,321,367	20,954,003	8,367,364	285,596
1894	1,856	13,510,056	17,616,215	36,374,603	27,579,203	19,198,114	8,381,089	210,097
1895	1,891	11,500,242	15,802,989	33,978,129	25,446,199	17,640,466	7,805,733	167,870
1896	2,118	12,650,837	17,169,683	30,618,591	27,759,285	19,833,279	7,926,006	166,256
1897	1,809	10,574,529	14,157,498	37,829,778	28,648,626	19,478,247	9,170,379	172,514
1898	1,300	7,692,094	9,821,323	40,555,238	29,576,456	21,704,893	7,871,563	975,792
1899	1,287	7,674,673	10,658,675	46,741,250	34,958,067	25,316,842	9,641,228	1,532,591
1900	1,355	8,202,898	11,613,208	51,029,994	38,242,223	28,374,148	9,868,075	1,388,024
1901	1,341	7,086,823	10,811,671	52,514,701	38,743,550	28,425,284	10,318,266	1,517,320
1902	1,101	7,772,418	10,934,777	58,050,790	43,389,112	32,191,978	11,197,133	1,227,977
1903	978	4,872,422	7,552,724	66,037,069	49,015,506	37,001,727	12,013,779	1,695,592
1904	1,246	8,555,875	11,394,117	70,669,817	53,661,319	40,702,611	12,958,708	1,443,023
1905	1,347	6,822,005	9,854,659	71,182,773	54,020,123	41,433,649	12,586,475	1,292,301
1906	1,184	6,449,052	9,085,773	80,130,360	60,074,818	46,064,598	14,010,221	1,668,162
1907	1,278	9,443,327	13,221,259	67,969,328	51,565,586	39,760,173	11,805,413	1,443,632
1908	1,640	12,008,113	14,931,790	66,054,506	73,325,963	57,543,811	15,782,152	1,883,620
1909				85,093,404	62,353,093	47,415,325	14,937,768	2,153,255

SESSIONAL PAPER No. 10c

PROGRESS OF CANADA—Continued.

FINANCE—Continued.								
CONSOLIDATED FUND.			EXPENDITURE ON ACCOUNT OF CONSOLIDATED FUND.					
Receipts from—			Total Expenditure	Charges on Public Debt.			Total Collection of Revenue.	Fiscal years.
Interest on Invest- ments.	Post Office, including Ocean Post- age and Mon- ey Orders.	Pub. Works, including Railways and Canals.		Totals.	Interest on Public Debt.	Sinking Fund.		
\$	\$	\$	\$	\$	\$	\$	\$	
174,073	525,692	901,466	13,486,093	5,216,015	4,501,568	355,267	1,885,804	1868
824,424	535,315	918,933	14,038,084	5,799,478	4,907,014	426,807	2,175,071	1869
383,956	573,566	1,006,845	14,345,510	5,513,586	5,047,054	126,533	2,351,724	1870
554,384	612,631	1,146,240	15,623,082	6,013,625	5,165,304	421,666	2,388,359	1871
448,942	692,375	1,211,729	17,589,469	6,074,250	5,257,231	470,607	2,912,107	1872
396,404	833,657	1,316,636	19,174,648	5,795,677	5,209,266	407,827	3,633,152	1873
610,863	1,139,973	1,509,915	23,316,317	6,503,041	5,724,436	513,920	5,088,467	1874
840,887	1,155,332	1,432,360	23,713,071	7,373,764	6,590,790	555,773	4,904,875	1875
798,906	1,102,540	1,479,232	24,488,372	7,432,004	6,400,902	822,953	5,009,081	1876
717,684	1,114,946	1,917,455	23,519,302	7,833,476	6,797,227	828,374	5,285,419	1877
791,758	1,207,790	2,034,484	23,503,158	8,186,717	7,048,884	945,746	5,388,753	1878
592,500	1,172,418	1,863,149	24,455,382	8,509,877	7,191,734	1,037,220	5,652,935	1879
834,793	1,252,498	2,167,401	24,850,634	9,228,822	7,773,869	1,165,867	5,374,917	1880
751,513	1,352,110	2,759,591	25,052,554	9,070,320	7,594,145	1,250,731	5,750,899	1881
914,009	1,587,888	2,711,134	27,067,104	9,226,573	7,740,804	1,290,725	6,097,969	1882
1,001,193	1,800,391	3,101,138	28,730,157	9,246,860	7,668,553	1,344,137	6,738,502	1883
986,698	1,755,674	3,055,792	31,107,706	9,333,951	7,700,181	1,403,864	7,042,625	1884
1,997,036	1,841,372	3,065,503	35,037,060	11,289,028	9,419,482	1,482,052	7,372,603	1885
2,299,079	1,901,690	3,082,411	39,011,612	12,090,201	10,137,009	1,606,271	7,808,751	1886
990,887	2,020,624	3,270,782	35,657,680	11,563,624	9,682,929	1,592,953	8,376,027	1887
932,025	2,379,242	3,556,101	36,718,495	12,105,983	9,823,313	1,939,078	8,789,763	1888
1,305,392	2,220,504	3,642,557	36,917,835	12,159,166	10,148,932	1,736,644	8,873,338	1889
1,082,271	2,357,389	3,800,110	35,994,031	11,774,487	9,656,841	1,887,237	9,182,941	1890
1,077,228	2,515,823	3,685,630	36,343,568	11,784,284	9,584,137	1,938,079	9,453,320	1891
1,086,420	2,652,746	3,575,168	36,765,894	11,975,777	9,763,978	2,027,861	9,426,066	1892
1,150,167	2,773,507	3,761,474	36,814,053	12,116,197	9,806,888	2,095,514	8,993,925	1893
1,217,809	2,809,341	3,702,746	37,585,026	12,524,932	10,212,596	2,131,361	9,132,616	1894
1,336,047	2,792,790	3,591,689	38,132,005	12,747,555	10,466,294	2,002,311	9,129,415	1895
1,370,001	2,964,014	3,594,264	36,949,142	12,806,293	10,502,430	2,055,288	9,291,168	1896
1,443,004	3,202,938	3,587,166	38,349,760	13,062,791	10,645,663	2,101,814	9,336,916	1897
1,513,455	3,527,810	3,873,464	38,832,526	13,076,614	10,516,758	2,359,969	9,469,664	1898
1,590,448	3,193,778	4,433,934	41,903,501	13,510,854	10,855,112	2,482,485	9,837,454	1899
1,683,051	3,205,535	5,232,459	42,975,280	13,392,479	10,699,645	2,465,640	11,044,526	1900
1,784,834	3,441,505	5,770,071	46,866,368	13,490,153	10,807,955	2,480,337	12,503,249	1901
1,892,224	3,918,416	6,447,982	50,759,392	13,808,566	10,975,935	2,569,381	13,007,865	1902
2,020,953	4,397,833	7,088,502	51,691,903	13,983,694	11,068,139	2,620,588	14,041,041	1903
2,236,256	4,652,325	6,972,219	55,612,833	13,732,687	11,128,637	2,315,066	15,593,521	1904
2,105,031	5,125,373	7,395,377	63,319,683	13,167,805	10,630,115	2,261,618	17,593,437	1905
2,140,312	5,933,343	8,310,267	67,240,641	13,479,036	10,814,697	2,317,437	17,145,129	1906
1,235,746	5,061,728	6,839,586	51,542,161	8,134,466	6,712,771	1,177,147	13,797,181	*1907
1,925,569	7,107,887	9,973,523	76,641,451	13,591,680	10,973,597	2,234,263	20,727,329	1908
2,256,643	7,401,624	9,362,272	84,064,232	13,883,816	11,604,584	1,922,525	21,632,704	1909

* Nine months.

9-10 EDWARD VII., A. 1910

STATISTICAL RECORD OF THE

Fiscal years.	FINANCE—Continued.							
	EXPENDITURE ON ACCOUNT OF							
	Collection of Revenue.				Miscellaneous			
	Customs.	Excise.	Post Office	Railways and Canals.	Total Miscellaneous Expenditure.	Administration of Justice.	Arts, Agriculture and Statistics.	Civil Government.
	\$	\$	\$	\$	\$	\$	\$	\$
1868.....	477,504	78,939	616,802	581,503	6,384,264	291,243	5,581	594,442
1869.....	496,050	109,415	787,886	641,814	6,063,535	315,215	7,020	559,643
1870.....	505,109	119,461	808,623	743,071	6,480,200	304,300	6,227	620,349
1871.....	500,441	129,564	815,471	752,772	7,221,098	314,411	6,174	642,301
1872.....	528,736	142,732	929,609	913,236	8,603,112	346,848	6,411	663,189
1873.....	567,765	171,705	1,067,866	1,378,164	9,745,819	398,966	10,691	750,874
1874.....	727,629	206,935	1,387,270	2,260,820	11,724,809	459,037	19,092	883,686
1875.....	682,674	199,254	1,520,861	1,981,893	11,434,432	497,405	11,936	909,266
1876.....	721,009	218,360	1,622,827	1,897,283	12,047,287	544,091	67,552	841,995
1877.....	721,605	211,157	1,705,312	2,239,346	10,400,407	565,598	65,767	812,193
1878.....	714,528	215,025	1,724,939	2,374,314	9,927,688	564,920	92,366	823,370
1879.....	719,711	211,065	1,784,424	2,570,361	10,292,570	577,897	63,068	861,171
1880.....	716,126	219,285	1,818,271	2,226,456	10,246,895	574,311	25,068	898,605
1881.....	717,704	247,577	1,876,658	2,603,717	10,631,335	583,557	22,408	915,959
1882.....	723,914	280,574	1,980,567	2,755,833	11,742,562	581,696	20,742	946,032
1883.....	757,246	278,911	2,176,089	3,117,466	12,744,795	615,588	24,731	986,721
1884.....	798,838	303,617	2,312,965	3,122,103	14,731,130	615,045	38,188	1,084,418
1885.....	791,538	309,268	2,488,315	3,268,222	16,375,429	627,253	86,322	1,139,495
1886.....	800,107	310,022	2,763,186	3,359,670	19,112,660	707,832	203,312	1,190,371
1887.....	819,132	344,691	2,818,907	3,673,894	15,718,029	657,115	253,759	1,211,851
1888.....	851,025	373,348	2,889,729	4,160,332	15,822,749	678,815	311,159	1,258,618
1889.....	864,590	362,833	2,982,321	4,095,301	15,885,331	685,807	161,629	1,281,714
1890.....	873,400	362,996	3,074,470	4,362,200	15,036,603	709,784	153,398	1,308,847
1891.....	900,492	378,237	3,161,676	4,505,516	15,105,964	726,592	158,053	1,334,201
1892.....	904,801	400,050	3,316,120	4,337,877	15,364,051	750,723	156,564	1,325,087
1893.....	901,946	387,673	3,421,203	3,848,404	15,703,931	736,457	258,635	1,367,570
1894.....	921,040	484,949	3,517,261	3,760,550	15,927,478	745,504	264,880	1,402,279
1895.....	917,632	471,865	3,593,647	3,704,126	16,255,035	755,683	216,740	1,422,228
1896.....	896,333	470,870	3,665,011	3,826,226	14,851,681	758,270	210,878	1,396,628
1897.....	945,245	464,427	3,789,478	3,725,690	15,950,053	774,762	224,390	1,418,847
1898.....	971,320	468,320	3,575,412	4,049,275	16,286,248	765,608	245,232	1,399,422
1899.....	1,037,636	464,620	3,603,799	4,246,404	18,555,193	815,455	258,782	1,411,813
1900.....	1,071,222	468,994	3,758,015	5,244,301	18,538,275	827,561	461,561	1,420,998
1901.....	1,123,817	458,383	3,931,446	6,377,961	20,872,966	873,233	447,299	1,474,919
1902.....	1,176,024	463,405	4,023,637	6,508,477	23,942,961	949,230	481,428	1,497,369
1903.....	1,229,029	478,984	4,105,178	7,221,705	23,667,168	959,948	436,402	1,554,792
1904.....	1,357,184	522,361	4,347,541	8,397,434	26,286,625	984,258	625,316	1,652,782
1905.....	1,468,093	537,814	4,634,528	9,803,912	32,558,441	997,718	698,211	1,797,060
1906.....	1,548,384	555,923	4,921,577	8,779,677	36,616,476	1,171,359	603,590	1,911,611
1907*.....	1,222,950	456,774	3,979,557	7,011,858	29,610,514	867,799	625,812	1,487,496
1908.....	1,923,854	636,892	6,005,930	10,586,114	42,322,442	1,224,510	1,218,212	2,088,416
1909.....	1,994,951	643,705	6,592,386	10,780,126	48,547,712	1,240,364	1,403,569	3,283,265

* Nine months.

SESSIONAL PAPER No. 10c

PROGRESS OF CANADA—Continued.

FINANCE—Continued.								
CONSOLIDATED FUND—Concluded.								
Expenditure.								
Immig- ration.	Indians.	Legisla- tion.	Lighthouse and Coast Service.	Mail Subsidies and Steamship Subventions	Militia and Defence.	Public Works.	Subsidies to Provinces.	Fiscal years.
\$	\$	\$	\$	\$	\$	\$	\$	
36,050	595,810	174,983	177,349	1,013,016	126,270	2,753,966	1868
26,952	409,614	190,671	253,747	937,513	65,015	2,604,050	1869
55,966	6,080	379,753	229,682	288,999	1,245,973	120,031	2,588,605	1870
55,604	6,080	356,206	354,693	286,099	908,723	597,275	2,624,940	1871
109,954	43,935	393,964	345,683	342,108	1,654,255	839,786	2,930,113	1872
265,718	63,776	614,487	480,376	363,448	1,248,664	1,297,999	2,921,400	1873
291,297	146,068	784,048	537,058	285,882	1,122,282	1,778,916	3,752,757	1874
278,777	195,500	572,273	490,257	287,772	1,013,944	1,756,010	3,750,962	1875
338,179	276,325	627,231	545,849	261,589	978,530	1,948,242	3,690,355	1876
309,353	301,596	596,006	471,278	314,942	550,452	1,262,823	3,655,851	1877
154,351	421,504	618,035	461,968	257,534	618,137	997,470	3,472,808	1878
186,403	489,327	748,008	447,567	257,702	777,699	1,013,023	3,442,764	1879
161,213	694,513	598,105	426,304	235,833	690,019	1,046,342	3,430,846	1880
214,251	805,097	611,376	443,724	201,503	667,001	1,108,815	3,455,518	1881
215,339	1,183,414	582,200	461,881	210,930	772,812	1,342,000	3,530,999	1882
373,958	1,106,961	740,768	491,546	237,501	734,354	1,765,256	3,606,673	1883
511,209	1,116,154	662,767	520,524	238,054	989,498	2,908,852	3,603,714	1884
423,861	1,109,604	649,538	532,446	261,779	2,707,758	2,302,363	3,959,327	1885
257,355	1,195,093	1,037,779	553,515	271,457	1,178,659	2,046,552	4,182,526	1886
341,236	1,201,301	977,302	512,812	273,497	1,193,693	2,133,316	4,169,341	1887
244,789	1,000,802	807,425	489,258	342,613	1,273,179	2,162,116	4,188,514	1888
202,499	1,112,776	701,170	511,779	304,254	1,323,552	2,239,231	4,051,428	1889
110,092	1,107,824	932,187	466,116	286,315	1,287,014	1,972,501	3,904,922	1890
181,045	987,435	596,487	492,597	321,118	1,279,514	1,937,546	3,903,757	1891
177,605	894,266	1,302,877	503,639	273,207	1,266,308	1,627,851	3,935,914	1892
180,677	956,552	867,232	503,012	413,939	1,419,746	1,927,832	3,935,765	1893
202,236	968,563	698,007	476,635	530,703	1,284,517	2,033,955	4,206,655	1894
195,653	955,404	941,570	475,903	513,268	1,574,014	1,742,317	4,250,674	1895
120,199	880,408	904,688	466,058	534,917	1,136,714	1,299,769	4,235,664	1896
127,458	908,064	1,134,773	445,742	553,812	1,667,588	1,463,719	4,238,059	1897
261,195	955,584	729,829	474,217	589,773	1,514,472	1,701,313	4,237,372	1898
255,879	986,220	892,354	545,645	584,056	2,112,292	1,902,664	4,250,636	1899
434,563	1,037,436	830,302	523,485	599,832	1,846,179	2,289,889	4,250,608	1900
444,730	1,019,329	1,172,726	578,618	629,198	2,061,674	3,386,632	4,250,607	1901
494,842	1,057,131	991,433	696,311	624,956	2,060,979	4,221,294	4,402,098	1902
642,914	1,077,815	789,205	964,144	799,286	1,963,009	4,065,553	4,402,503	1903
744,789	1,079,781	1,266,795	1,275,017	851,748	2,252,630	4,607,330	4,402,292	1904
972,357	1,173,864	1,713,172	2,507,307	1,027,074	2,650,700	6,765,446	4,516,038	1905
842,668	1,198,350	1,351,916	2,530,308	1,227,560	4,294,125	7,484,716	6,726,373	1906
611,201	940,680	1,322,075	2,026,642	1,128,877	3,347,038	5,520,571	6,745,134	*1907
1,074,697	1,276,964	1,150,610	2,835,543	1,590,384	5,498,184	8,721,327	9,032,775	1908
979,326	1,307,245	1,543,328	2,721,802	1,684,683	5,221,645	12,300,184	9,117,143	1909

9-10 EDWARD VII., A. 1910

STATISTICAL RECORD OF THE

Fiscal years.	FINANCE— <i>Concluded.</i>							
	EXPENDITURE.					Total Debt.	Total Assets.	Net Debt.
	TOTAL REVENUE.	Total Expendi- ture.	Charge- able to Consoli- dated Fund.	Chargeable to Capital Account.	Railway Subsidies.			
\$	\$	\$	\$	\$	\$	\$	\$	
1868..	13,687,928	14,071,689	13,486,093	548,438	96,896,666	21,139,531	75,757,135
1869..	14,379,175	14,908,166	14,038,084	440,418	112,361,998	36,502,679	75,859,319
1870..	15,539,657	18,016,614	14,345,510	3,515,116	115,993,706	37,783,964	78,209,742
1871..	19,375,037	19,293,478	15,623,082	3,670,397	115,492,683	37,786,165	77,706,518
1872..	20,714,814	25,665,975	17,589,469	7,853,050	122,400,179	40,213,107	82,187,072
1873..	20,970,591	39,039,808	19,174,648	19,859,441	129,743,432	29,894,970	99,848,462
1874..	24,507,653	33,498,076	23,316,317	10,177,740	141,163,551	32,838,587	108,324,964
1875..	24,649,724	32,888,911	23,713,071	6,922,742	151,663,402	35,655,024	116,008,378
1876..	22,592,055	31,958,144	24,488,372	7,154,008	161,204,688	36,653,174	124,551,514
1877..	22,927,761	32,507,996	23,519,302	7,599,710	174,675,835	41,440,526	133,235,309
1878..	22,406,257	30,545,772	23,503,158	6,657,200	174,957,269	34,595,199	140,362,070
1879..	27,020,525	30,779,939	24,455,382	5,648,332	179,483,871	36,493,684	142,990,187
1880..	23,364,547	34,041,756	24,850,634	8,241,174	194,634,441	42,182,552	152,451,589
1881..	29,635,298	33,796,643	25,502,554	8,176,317	199,861,537	44,465,757	155,395,780
1882..	35,182,549	34,674,625	27,067,104	7,405,637	205,365,252	51,703,601	153,661,651
1883..	36,803,669	42,898,886	28,730,157	14,147,360	202,159,104	43,692,390	158,466,714
1884..	32,815,226	57,860,862	31,107,706	23,977,702	208,000	242,482,416	60,320,566	182,161,850
1885..	33,354,041	49,163,078	35,037,060	13,220,185	403,245	264,703,607	68,295,915	196,407,692
1886..	33,479,833	61,837,569	39,011,612	9,589,734	2,701,249	273,164,341	50,005,234	223,159,107
1887..	35,755,531	41,504,152	35,657,680	4,439,939	1,406,533	273,187,626	45,872,851	227,314,775
1888..	35,903,464	45,064,124	36,718,495	7,162,964	1,027,042	284,513,842	49,982,484	234,531,358
1889..	38,782,870	43,518,198	36,917,835	4,420,314	846,722	287,722,063	50,192,021	237,530,042
1890..	39,879,925	41,770,333	35,994,031	4,053,159	1,678,196	286,112,295	48,579,083	237,533,212
1891..	38,579,311	40,793,208	36,343,568	3,115,860	1,265,706	289,899,230	52,090,199	237,809,031
1892..	36,921,872	42,272,136	36,765,894	2,164,457	1,248,216	295,333,274	54,201,840	241,131,434
1893..	38,203,609	40,853,728	36,814,053	3,088,318	811,394	300,054,525	58,373,485	241,681,040
1894..	36,374,833	43,008,234	37,585,026	3,862,970	1,229,885	308,348,024	62,164,994	246,183,030
1895..	33,978,129	42,872,338	38,132,005	3,030,490	1,310,549	318,048,755	64,973,828	253,074,927
1896..	36,618,591	44,096,384	36,949,142	3,781,311	3,228,745	325,717,537	67,220,104	258,497,433
1897..	37,829,778	42,972,756	38,349,760	3,523,160	416,955	332,530,131	70,991,535	261,538,596
1898..	40,556,510	45,334,281	38,832,526	4,143,503	1,414,935	338,375,984	74,419,585	263,956,399
1899..	46,743,103	51,542,635	41,903,501	5,936,343	3,201,220	345,160,903	78,887,456	266,273,447
1900..	51,031,467	52,717,467	42,975,280	7,468,843	725,720	346,206,980	80,713,173	265,493,807
1901..	52,516,333	57,982,866	46,866,368	7,695,488	2,512,329	354,732,433	86,252,429	268,480,004
1902..	58,052,333	63,970,800	50,759,392	10,078,638	2,093,939	366,358,477	94,529,387	271,829,090
1903..	69,348,084	61,746,572	51,691,903	7,052,725	1,463,222	361,344,098	99,737,109	261,606,989
1904..	70,679,251	72,255,048	55,612,833	7,881,719	2,046,878	364,962,512	104,094,793	260,867,719
1905..	71,186,073	78,804,139	63,319,683	11,933,492	1,275,630	377,678,580	111,454,413	266,224,167
1906..	80,141,394	83,277,642	67,240,641	11,913,871	1,637,574	392,269,680	125,226,702	267,042,978
1907*	67,972,110	65,778,139	51,542,161	11,329,144	1,324,889	379,966,826	116,294,966	263,671,860
1908..	96,055,417	112,578,690	76,641,451	30,429,907	2,037,629	408,207,158	130,246,298	277,960,860
1909..	85,549,580	133,441,524	84,064,232	42,593,167	1,785,887	478,535,427	154,605,148	323,930,279

*Nine months.

SESSIONAL PAPER No. 10c

PROGRESS OF CANADA—Continued.

INSURANCE.

FIRE INSURANCE.

Amount in Force.				Premiums Received.				Calendar years.
Totals.	With Canadian Companies.	With British Companies.	With American Companies.	Totals.	By Canadian Companies.	By British Companies.	By American Companies.	
\$	\$	\$	\$	\$	\$	\$	\$	
188,359,809	59,340,916	115,222,003	13,796,890	1,785,539	501,362	1,119,011	165,166	1868
191,594,586	59,523,641	120,903,017	11,167,928	1,916,779	536,600	1,185,398	194,781	1869
228,453,784	68,465,914	132,731,241	27,256,629	2,321,716	707,418	1,299,846	314,452	1870
251,722,940	72,203,784	145,700,486	33,818,670	2,628,710	796,847	1,499,620	332,243	1872
278,754,835	91,032,187	147,602,019	40,120,629	2,968,416	842,896	1,773,265	352,255	1873
306,844,219	126,705,337	155,088,455	25,050,427	3,522,303	1,453,781	1,809,473	259,049	1874
364,421,029	190,284,543	154,835,931	19,300,555	3,594,764	1,646,654	1,683,715	264,395	1875
404,608,180	231,834,162	153,885,268	18,888,750	3,708,006	1,881,641	1,597,410	228,955	1876
420,342,681	217,745,048	184,304,318	18,293,315	3,764,005	1,622,955	1,927,220	213,830	1877
409,899,701	171,430,720	202,702,743	35,766,238	3,368,430	1,161,896	1,994,940	211,594	1878
407,357,985	158,824,631	208,265,359	40,267,995	3,227,488	1,102,822	1,899,154	225,512	1879
411,563,271	154,403,173	229,745,985	27,414,113	3,473,577	1,190,029	2,048,408	241,140	1880
462,210,968	153,436,408	277,721,299	31,053,261	3,827,116	1,206,470	2,353,258	267,388	1881
526,856,478	152,564,079	339,520,054	34,772,345	4,229,706	1,033,433	2,908,458	287,815	1882
572,264,041	149,930,173	380,613,572	41,720,296	4,624,741	1,091,801	3,178,850	354,090	1883
605,507,789	147,968,945	413,441,198	44,097,646	4,980,128	1,140,428	3,472,119	367,581	1884
611,794,479	143,759,390	421,205,014	46,830,075	4,852,460	1,107,879	3,376,401	368,180	1885
586,773,022	142,685,145	393,166,340	50,921,537	4,932,335	1,107,710	3,429,012	395,613	1886
634,767,337	154,165,902	424,314,264	56,287,171	5,244,502	1,121,435	3,693,992	429,075	1887
650,735,059	159,070,684	434,941,955	56,722,420	5,437,263	1,131,991	3,859,282	445,990	1888
684,538,378	158,883,612	468,379,580	57,275,186	5,588,016	1,173,948	3,970,632	443,136	1889
720,679,621	178,691,762	474,884,419	67,103,410	5,836,071	1,249,884	4,072,133	514,054	1890
759,602,191	177,785,359	497,550,395	84,266,437	6,168,716	1,278,736	4,189,171	700,809	1891
821,410,072	148,557,131	549,223,123	123,629,818	6,512,327	1,052,041	4,455,474	1,004,812	1892
841,687,057	154,614,280	563,044,318	124,028,459	6,793,595	1,137,797	4,623,196	1,032,602	1893
836,067,202	150,241,967	567,948,304	117,876,931	6,711,369	1,108,294	4,602,747	1,000,328	1894
837,872,864	143,697,862	575,683,150	118,491,852	6,943,382	1,151,126	4,750,290	1,041,966	1895
845,574,352	141,251,862	591,656,008	112,666,482	7,075,850	1,061,855	5,006,047	1,007,948	1896
868,522,217	154,231,897	611,840,429	102,449,891	7,157,661	1,021,216	5,165,202	971,243	1897
895,394,107	159,927,706	629,768,638	105,697,763	7,350,131	1,121,927	5,123,345	1,004,859	1898
936,869,668	169,792,859	654,890,000	112,186,809	7,910,492	1,183,739	5,652,228	1,074,525	1899
992,332,360	190,577,768	681,751,373	120,003,219	8,331,948	1,298,751	5,846,020	1,187,177	1900
1,038,687,619	221,756,637	694,491,228	122,439,751	9,650,348	1,727,410	6,595,447	1,327,491	1901
1,075,263,168	246,042,580	695,220,761	133,999,827	10,577,084	2,055,793	6,946,919	1,574,372	1902
1,140,453,716	260,637,251	727,383,239	152,433,226	11,384,762	2,282,498	7,334,432	1,767,832	1903
1,215,013,931	296,888,876	745,159,661	172,965,394	13,169,882	2,681,275	8,313,666	2,144,941	1904
1,318,146,495	328,340,100	785,219,445	204,586,950	14,285,671	3,013,714	8,582,925	2,689,032	1905
1,443,902,244	354,604,064	855,091,245	234,206,935	14,687,963	3,179,319	8,601,374	2,907,270	1906
1,614,703,536	412,019,532	937,282,806	265,401,198	16,114,475	3,681,335	9,302,906	3,130,234	1907
1,700,708,203	433,913,379	976,863,509	289,931,375	17,027,275	3,819,372	9,919,403	3,288,500	1908
								1909

9-10 EDWARD VII., A. 1910

STATISTICAL RECORD OF THE

Calendar years.	INSURANCE—Continued.							
	FIRE INSURANCE—Continued.							
	Losses paid.				Policies in Force.			
	Totals.	By Canadian Companies.	By British Companies.	By American Companies.	Totals.	With Canadian Companies.	With British Companies.	With American Companies.
	\$	\$	\$	\$	No.	No.	No.	No.
1868								
1869	1,027,720	276,116	579,416	172,188				
1870	1,624,837	453,414	1,024,362	147,061				
1871	1,549,139	414,339	922,400	212,460				
1872	1,909,975	510,469	1,136,167	263,339				
1873	1,682,184	487,649	967,316	227,219				
1874	1,926,159	662,470	1,120,196	143,583				
1875	2,563,531	1,082,206	1,299,612	181,713				
1876	2,867,295	1,599,048	1,168,858	99,389				
1877	8,490,919	2,186,162	5,718,305	586,452	50,830	17,297	9,534	23,999
1878	1,822,674	828,069	880,571	114,034	50,780	18,252	9,736	22,792
1879	2,145,198	687,353	1,275,540	182,805	53,053	21,655	9,465	21,933
1880	1,666,578	701,639	855,423	109,516	56,540	24,388	9,761	22,391
1881	3,169,824	1,336,758	1,669,405	163,661	62,857	29,859	10,242	22,756
1882	2,664,986	733,843	1,768,444	162,699	69,050	34,121	10,884	24,045
1883	2,920,228	760,430	1,992,671	167,127	74,734	37,471	11,625	25,638
1884	3,245,323	762,737	2,290,588	191,998	81,470	42,002	12,330	27,138
1885	2,679,287	597,189	1,895,175	186,923	90,417	46,593	13,062	30,762
1886	3,301,388	739,364	2,338,164	223,860	104,024	52,836	13,454	37,734
1887	3,403,514	764,321	2,335,034	304,159	118,113	62,044	13,838	42,231
1888	3,073,822	750,448	2,094,465	228,909	133,674	72,203	14,740	46,731
1889	2,876,211	678,752	1,968,537	228,922	149,755	81,921	15,111	52,723
1890	3,266,567	736,095	2,229,556	300,916	161,691	91,219	15,589	54,883
1891	3,905,697	940,734	2,553,162	411,801	170,602	96,852	15,794	57,956
1892	4,377,270	792,219	2,878,149	706,902	184,448	107,499	16,469	60,570
1893	5,052,690	797,149	3,496,112	759,429	198,724	118,086	16,759	63,879
1894	4,589,363	801,871	3,094,861	692,631	241,340	130,316	17,075	93,949
1895	4,993,750	807,003	3,402,337	784,410	245,507	140,865	17,304	87,338
1896	4,173,501	713,566	2,845,994	613,941	261,198	150,063	17,541	93,594
1897	4,701,833	718,891	3,334,667	648,275	284,455	168,492	17,828	98,135
1898	4,784,487	587,705	3,557,122	639,660	320,082	189,742	18,308	112,032
1899	5,182,038	637,101	3,867,212	677,725	361,184	209,259	19,178	132,747
1900	7,774,293	1,013,087	5,515,231	1,245,975	396,240	223,422	20,019	152,799
1901	6,774,956	1,009,899	4,889,192	875,865	484,060	239,653	20,288	224,119
1902	4,152,289	865,214	2,724,487	562,588	541,493	268,870	20,966	251,657
1903	5,870,716	1,209,678	3,813,764	857,274	603,823	301,196	21,439	281,188
1904	14,099,534	2,561,475	9,172,919	2,365,140	656,892	328,628	21,723	306,541
1905	6,000,515	1,399,065	3,634,706	966,748	718,081	365,698	22,424	329,959
1906	6,584,291	1,602,131	3,829,244	1,152,916	767,698	395,470	22,911	349,317
1907	8,445,041	1,801,449	5,073,985	1,569,607	825,429	425,503	22,928	376,998
1908	10,279,455	2,655,226	5,776,725	1,847,504	884,025	461,655	22,861	399,509
1909								

(No Returns prior to 1877.)

SESSIONAL PAPER No. 10c

PROGRESS OF CANADA—Continued.

INSURANCE—Concluded.

LIFE INSURANCE.								Calendar years.
Amount in Force.				Premiums Received.				
Totals.	With Canadian Companies.	With British Companies.	With American Companies.	Totals.	By Canadian Companies.	By British Companies.	By American Companies.	
\$	\$	\$	\$	\$	\$	\$	\$	
35,680,082	5,476,358	16,318,475	13,885,249	1,238,359	164,910	515,741	557,708	1868
42,696,712	6,404,437	17,393,922	18,898,353	1,464,347	203,922	531,250	729,175	1869
45,826,035	8,711,111	18,405,425	18,709,499	1,852,974	291,897	570,449	990,628	1871
67,233,684	13,069,811	19,258,166	34,905,707	2,265,522	417,628	596,982	1,250,912	1872
77,500,896	15,777,195	18,862,151	42,861,508	2,597,658	511,235	594,108	1,492,315	1873
85,716,325	19,634,319	19,863,867	46,218,139	2,844,410	638,854	629,808	1,575,748	1874
85,009,264	21,957,296	19,455,607	43,596,361	2,882,387	707,256	623,296	1,551,835	1875
84,250,918	24,649,284	18,873,173	40,728,461	2,803,310	768,543	597,155	1,437,612	1876
85,687,903	26,870,224	19,349,204	39,468,475	2,647,407	770,319	577,364	1,299,724	1877
84,751,937	28,656,556	20,078,533	36,016,848	2,610,677	827,098	586,044	1,197,535	1878
86,273,702	33,246,543	19,410,829	33,616,330	2,606,757	919,345	565,875	1,121,537	1879
91,272,126	37,838,518	19,789,863	33,643,745	2,721,128	1,039,341	579,729	1,102,058	1880
103,290,932	46,041,591	20,983,092	36,266,249	3,094,689	1,291,026	613,595	1,190,068	1881
115,042,048	53,855,051	22,329,368	38,857,629	3,544,605	1,562,085	674,362	1,308,158	1882
124,196,875	59,213,609	23,511,712	41,471,554	3,774,749	1,652,543	707,468	1,414,738	1883
135,453,726	66,519,958	24,317,172	44,616,596	4,132,318	1,869,100	744,227	1,518,991	1884
149,962,146	74,591,139	25,930,272	49,440,735	4,619,978	2,092,986	803,950	1,723,012	1885
171,315,696	88,181,859	27,225,607	55,908,230	5,195,720	2,379,238	827,848	1,988,634	1886
191,694,270	101,796,754	28,163,329	61,734,187	6,001,405	2,825,119	890,332	2,285,954	1887
211,761,583	114,034,279	30,003,210	67,724,094	6,561,848	3,166,883	928,667	2,466,298	1888
231,963,702	125,125,692	30,488,628	76,348,392	8,224,845	4,459,595	979,847	2,785,403	1889
248,424,567	135,218,990	31,613,730	81,591,847	8,004,151	3,921,137	1,022,362	3,060,652	1890
261,475,229	143,368,817	32,407,937	85,698,475	8,417,702	4,258,926	1,030,479	3,128,297	1891
279,110,265	154,709,077	33,692,706	90,708,482	9,070,354	4,729,940	1,088,816	3,251,598	1892
295,622,722	167,475,872	33,543,884	94,602,966	9,632,779	5,156,008	1,073,541	3,403,230	1893
308,161,436	177,511,846	33,911,885	96,737,705	9,909,275	5,435,031	1,079,330	3,394,914	1894
319,257,581	188,326,057	34,341,172	96,590,352	10,292,354	5,702,783	1,137,366	3,452,205	1895
327,800,499	195,303,042	34,837,448	97,660,009	10,602,666	6,075,454	1,137,607	3,389,605	1896
344,012,277	208,655,459	35,293,134	100,063,684	11,215,818	6,598,012	1,174,732	3,443,074	1897
368,523,985	226,209,636	36,606,195	105,708,154	11,994,164	7,107,073	1,210,601	3,676,490	1898
404,170,673	252,201,516	38,025,948	113,943,209	13,038,707	7,805,174	1,276,229	3,957,304	1899
431,069,846	267,151,086	39,485,344	124,433,416	15,006,941	9,373,405	1,372,355	4,261,181	1900
463,769,034	284,684,621	40,216,186	138,868,227	15,189,854	9,133,890	1,346,666	4,709,298	1901
508,812,305	308,202,596	41,556,245	159,053,464	17,077,560	10,048,204	1,415,273	5,614,083	1902
548,443,000	335,638,940	42,127,260	170,676,800	18,240,265	10,882,650	1,435,318	5,922,297	1904
587,880,790	364,640,166	42,608,738	180,631,886	19,969,324	11,959,100	1,473,514	6,536,710	1903
630,334,240	397,946,902	43,809,211	188,578,127	22,080,717	13,947,827	1,500,232	6,632,658	1905
663,217,116	426,870,465	46,393,020	189,953,631	22,364,456	14,093,056	1,583,861	6,687,539	1906
685,523,485	450,573,724	46,462,314	188,487,447	23,143,872	14,963,714	1,567,951	6,612,207	1907
719,516,014	480,266,931	46,161,957	193,087,126	24,697,939	16,081,504	1,546,941	7,069,494	1908
								1909

9-10 EDWARD VII., A. 1910

STATISTICAL RECORD OF THE

Calendar years.	LOAN COMPANIES AND BUILDING SOCIETIES.							
	ASSETS.			LIABILITIES.				
	Total Loans.	Property Owned.	Total Assets.	Capital Paid Up.	Deposits.	Deben- tures Pay- able.	Other Liabilities	Total Liabilities
	\$	\$	\$	\$	\$	\$	\$	\$
1868			3,608,327	2,521,804				3,608,327
1869			4,338,744	2,891,011				4,288,744
1870			5,517,966	3,328,870				5,517,966
1871			8,392,464	4,877,070	2,399,136			8,392,958
1872			9,225,428	5,211,520	2,590,778			9,225,438
1873			10,954,482	6,376,232	2,869,381			10,954,482
1874	15,469,823	759,635	16,229,408	8,042,158	4,614,813			16,229,408
1875	18,890,809	1,160,471	20,051,280	10,088,999	5,020,707			20,051,677
1876	23,258,680	1,238,327	24,497,007	11,695,772	6,126,377	2,314,419	4,360,439	24,497,007
1877	28,993,843	1,486,828	30,480,671	13,858,634	7,102,186	3,922,905	5,569,530	30,453,255
1878	34,703,748	2,190,161	36,893,909	17,287,539	8,269,295	5,673,492	6,378,826	37,609,152
1879	35,675,687	3,708,532	39,384,219	17,474,657	9,426,148	6,393,859	6,029,752	39,824,416
1880	58,493,037	11,495,598	69,988,635	24,495,975	11,713,633	23,212,768	9,095,093	68,517,469
1881	64,498,542	9,408,096	73,906,638	25,845,639	13,460,268	23,154,234	9,504,876	71,965,017
1882	72,021,310	9,642,391	81,663,701	28,798,743	14,241,783	26,670,361	10,372,624	80,083,511
1883	74,126,165	10,469,085	84,595,250	30,399,446	13,954,461	29,620,471	10,542,839	84,517,217
1884	77,267,358	10,339,323	87,606,681	30,541,251	13,876,516	32,268,367	12,133,304	87,819,438
1885	82,084,049	10,094,126	92,178,175	31,811,621	15,435,085	34,798,039	10,894,590	92,939,335
1886	88,094,260	9,922,732	98,016,992	31,874,858	16,226,581	38,905,843	11,367,936	98,375,218
1887	90,611,278	10,618,032	101,229,310	32,125,010	18,251,423	38,960,314	12,248,072	101,584,819
1888	96,878,812	12,551,346	109,430,158	32,410,359	17,307,034	43,797,456	14,364,127	107,878,976
1889	102,091,908	14,284,911	116,376,819	34,052,456	17,757,377	48,544,222	14,642,454	114,996,509
1890	108,825,811	14,060,705	122,886,516	34,659,312	17,893,567	53,424,241	15,752,467	121,729,587
1891	110,082,219	14,958,927	125,041,146	34,658,749	18,482,959	54,898,094	15,875,902	123,915,704
1892	113,659,640	16,466,760	130,126,400	35,097,101	19,392,165	57,837,230	16,709,700	129,036,196
1893	115,346,786	17,903,499	133,250,285	35,445,252	18,531,573	59,436,500	18,997,112	132,410,437
1894	121,692,979	20,620,370	142,313,349	39,131,766	20,782,944	57,541,710	24,066,812	141,523,232
1895	120,351,648	22,429,681	142,781,369	40,504,504	19,945,944	57,126,962	24,257,080	141,834,490
1896	119,536,757	24,350,620	143,887,377	42,038,794	19,404,879	56,505,383	25,347,228	143,296,284
1897	114,672,408	27,856,394	142,528,802	43,229,920	19,667,112	53,224,647	25,805,198	141,926,877
1898	116,143,533	29,235,377	145,378,910	44,615,756	18,986,154	53,040,982	28,227,356	144,870,248
1899	119,792,873	28,821,242	148,614,120	47,337,544	19,466,676	51,328,895	30,010,381	148,143,496
1900	123,419,223	29,221,042	152,640,265	48,894,492	19,959,462	50,694,649	33,091,663	152,640,266
1901	125,887,911	32,635,396	158,523,307	50,383,101	20,756,910	51,763,036	35,620,260	158,523,307
1902	130,921,549	31,610,144	162,531,693	51,685,596	21,068,742	52,848,429	36,928,926	162,531,693
1903	134,295,247	33,004,500	167,299,747	51,033,233	19,958,640	54,272,808	42,035,166	167,299,747
1904	140,701,629	36,183,383	176,885,012	51,317,181	21,353,315	55,190,339	49,024,177	176,885,012
1905	160,370,957	47,710,270	208,081,227	52,046,424	22,270,481	61,980,678	68,783,644	208,081,227
1906	170,122,424	61,954,623	232,076,447	53,465,734	23,046,194	68,390,540	87,173,979	232,076,447
1907	175,375,676	65,229,061	240,604,737	54,778,169	17,675,578	71,114,368	97,036,622	240,604,737
1908	181,085,100	82,480,972	263,566,072	54,267,491	22,953,577	76,259,970	110,085,034	263,566,072
1909								

MINERAL PRODUCTION.								Calendar years.
TOTAL MINERAL PRODUCTION	METALLIC MINERALS.							
	Total Metallic Minerals.	Principal Metallic Minerals.						
		Copper.	Gold.	Lead.	Nickel.	Pig Iron from Canadian Ore.	Silver.	
\$	\$	\$	\$	\$	\$	\$	\$	
.....	1868
.....	1869
.....	1870
.....	1871
.....	1872
.....	1873
.....	1874
.....	1875
.....	1876
.....	1877
.....	1878
.....	1879
.....	1880
.....	1881
.....	1882
.....	1883
.....	1884
.....	1885
10,221,255	2,118,608	385,550	1,365,496	209,090	1886
11,321,331	2,073,746	366,798	1,187,894	9,216	347,271	1887
12,518,894	2,628,292	927,107	1,098,610	29,813	410,998	1888
14,013,913	3,251,299	936,341	1,291,159	6,488	498,286	358,785	1889
16,763,353	3,614,488	947,153	1,149,776	4,704	933,232	419,118	1890
18,976,616	5,421,659	1,149,598	930,614	3,857	2,775,976	409,549	1891
16,628,417	3,638,697	818,580	907,601	33,064	1,399,956	272,130	1892
20,035,082	4,630,495	871,809	976,603	79,636	2,071,151	330,128	1893
19,933,857	4,688,551	739,659	1,128,688	187,636	1,870,958	534,049	1894
20,505,917	6,087,114	836,228	2,083,674	531,716	1,360,984	1,030,299	1895
22,474,256	8,030,633	1,021,960	2,754,774	721,159	1,188,990	2,149,503	1896
28,485,023	13,780,314	1,501,666	6,027,016	1,396,853	1,399,176	3,323,395	1897
38,412,431	21,741,865	2,134,980	13,775,420	1,206,399	1,820,838	2,593,929	1898
49,234,005	29,282,823	2,653,319	21,261,584	977,250	2,067,840	2,032,658	1899
64,420,983	40,521,807	3,065,922	27,908,153	2,760,521	3,327,707	583,158	2,740,362	1900
65,804,611	41,939,500	6,096,581	24,128,503	2,249,387	4,594,523	1,212,113	3,265,354	1901
63,211,634	35,924,651	4,511,383	21,336,667	934,095	5,025,903	1,043,007	2,238,351	1902
61,740,513	33,210,147	5,649,487	18,843,590	768,562	5,002,204	707,838	1,709,642	1903
60,073,897	30,924,897	5,306,635	16,462,517	1,617,221	4,219,153	1,007,864	2,047,095	1904
69,078,999	36,946,212	7,497,660	14,159,195	2,676,632	7,550,526	1,032,116	3,614,883	1005
79,286,697	41,949,563	10,720,474	11,502,120	3,089,187	8,948,834	1,856,516	5,659,455	1906
86,947,511	42,426,607	11,398,120	8,382,780	2,542,086	9,535,407	1,982,307	8,348,659	1907
86,462,723	41,968,791	8,413,876	9,842,105	1,814,221	8,231,538	1,664,302	11,686,239	1908
.....						

STATISTICAL RECORD OF THE

MINERAL PRODUCTION—Concluded.

Calendar years.	NON-METALLIC MINERALS.							
	Principal Non-Metallic Minerals.							
	Total Non-Metallic Minerals.	Asbestos.	Bricks.	Building Stone.	Cement.	Coal.	Gypsum.	Petroleum
	\$	\$	\$	\$	\$	\$	\$	\$
1868								
1869								
1870								
1871								
1872								
1873								
1874								
1875								
1876								
1877								
1878								
1879								
1880								
1881								
1882								
1883								
1884								
1885								
1886	8,102,647	206,251	873,600	642,509		3,739,840	178,742	525,655
1887	9,247,585	226,976	986,689	552,267	81,909	4,388,206	157,277	556,708
1888	9,890,602	255,007	1,036,746	641,712	35,593	4,674,140	179,393	713,695
1889	10,762,614	426,554	1,273,884	913,691	69,790	4,894,287	205,108	653,600
1890	13,148,865	1,260,240	1,266,982	964,783	92,405	5,676,247	194,033	902,734
1891	13,554,957	999,878	1,061,536	708,736	108,561	7,019,425	206,251	1,010,211
1892	12,929,720	390,462	1,251,934	603,827	147,663	6,363,757	241,127	984,438
1893	15,404,587	310,156	1,800,000	1,100,000	194,015	7,359,080	196,150	874,255
1894	15,245,306	420,825	1,800,000	1,200,000	144,637	7,429,468	202,031	835,322
1895	14,418,803	368,175	1,670,000	1,095,000	173,675	6,739,153	202,608	1,086,738
1896	14,443,623	429,856	1,600,000	1,000,000	201,651	7,226,462	178,061	1,155,647
1897	14,704,709	445,368	1,600,000	1,000,000	275,273	7,303,597	244,531	1,011,546
1898	16,670,566	491,197	1,900,000	1,300,000	397,580	8,224,288	232,515	1,061,747
1899	19,951,182	485,849	2,195,000	1,500,000	633,291	10,283,497	257,329	1,202,020
1900	23,899,176	748,431	2,275,000	1,520,000	662,910	13,742,178	259,009	1,151,007
1901	23,865,111	1,259,759	2,400,000	1,650,000	660,030	12,699,243	340,148	1,008,275
1902	27,286,983	1,148,319	2,593,000	1,900,000	1,127,550	15,210,877	359,277	951,190
1903	28,530,366	929,757	2,832,000	1,975,000	1,225,247	15,942,833	388,459	1,048,974
1904	29,149,000	1,226,352	2,983,200	1,930,000	1,338,239	16,592,231	373,474	935,895
1905	32,132,787	1,503,259	3,933,925	1,830,000	1,924,014	17,520,263	586,168	856,028
1906	37,337,134	2,036,428	4,102,590	1,830,000	3,170,859	19,732,019	643,294	761,760
1907	44,520,904	2,505,042	4,250,246	1,830,000	3,781,371	24,381,842	646,914	1,057,088
1908	44,493,932	2,573,335	3,499,435	1,800,000	3,709,954	25,194,573	575,701	747,102
1909								

SESSIONAL PAPER No. 10c

PROGRESS OF CANADA—Continued.

POST OFFICE STATISTICS.								
Post Offices.	MONEY ORDERS ISSUED.			Letters sent.	Post Cards sent.	Revenue.	Expendi- ture.	Fiscal years.
	Orders Issued in Canada.	Value of Orders Issued in Canada.	Value of Orders Payable in Canada.					
No.	No.	\$	\$	No.	No.	\$	\$	
3,638	90,163	3,352,881	2,959,763	18,100,000	1,024,702	1,053,570	1868
3,756	96,627	3,563,645	3,193,306	21,920,000	973,056	1,079,828	1869
3,820	110,021	3,910,250	3,489,610	24,500,000	1,010,767	1,155,261	1870
3,943	120,521	4,546,434	4,067,735	27,050,000	1,079,767	1,271,006	1871
4,135	136,422	5,154,120	4,573,020	30,600,000	1,193,062	1,369,163	1872
4,518	161,096	6,239,505	5,569,298	34,579,000	1,406,984	1,553,604	1873
4,706	179,851	6,757,427	6,090,173	39,358,000	1,476,208	1,695,480	1874
4,892	181,091	6,711,539	6,132,095	42,000,000	1,536,510	1,873,241	1875
5,015	238,668	6,866,618	6,157,813	41,800,000	4,646,000	1,484,886	1,959,758	1876
5,161	253,962	6,856,821	6,164,826	41,510,000	5,450,000	1,501,135	2,075,618	1877
5,378	269,417	7,130,896	6,412,577	44,000,000	6,455,000	1,620,022	2,110,365	1878
5,606	281,725	6,788,723	6,086,521	43,900,000	6,940,000	1,534,363	2,167,266	1879
5,773	306,088	7,207,337	6,385,211	45,800,000	7,800,000	1,648,017	2,286,611	1880
5,935	338,238	7,252,212	6,679,547	48,170,000	9,640,000	1,800,711	2,333,189	1881
6,171	372,248	8,354,154	7,018,526	56,200,000	11,300,000	2,022,098	2,459,356	1882
6,395	419,613	9,490,899	7,634,735	62,800,000	12,940,000	2,264,385	2,687,394	1883
6,837	463,502	10,067,835	7,971,920	66,100,000	13,580,000	2,330,741	2,931,387	1884
7,084	493,243	10,384,211	8,254,003	68,400,000	13,800,000	2,400,062	3,097,882	1885
7,295	529,458	10,231,139	8,146,096	71,000,000	15,109,000	2,469,380	3,380,429	1886
7,534	574,899	10,328,985	8,093,887	74,300,000	16,356,000	2,603,256	3,458,100	1887
7,671	630,968	10,916,618	8,520,776	80,200,000	16,586,000	2,966,398	3,533,397	1888
7,838	673,813	11,265,920	8,692,419	92,668,000	19,355,000	2,984,223	3,746,040	1889
7,913	780,503	11,997,861	9,359,434	94,100,000	19,480,000	3,221,615	3,940,696	1890
8,061	855,619	12,478,178	9,854,052	97,975,000	20,300,000	3,374,888	4,020,740	1891
8,288	919,996	12,825,701	10,210,099	102,850,000	20,815,000	3,542,611	4,205,985	1892
8,477	967,866	12,902,976	10,404,857	106,290,000	22,790,000	3,696,062	4,343,758	1893
8,664	1,042,410	13,245,990	10,487,280	107,145,000	23,695,000	3,734,419	4,442,339	1894
8,832	1,092,052	13,187,322	10,736,648	107,565,000	24,025,000	3,815,456	4,616,313	1895
9,103	1,131,152	13,081,861	10,726,661	116,028,000	24,794,000	4,005,891	4,705,282	1896
9,191	1,162,209	12,987,231	10,680,835	123,830,000	26,140,000	4,311,243	4,897,783	1897
9,282	1,164,857	14,518,480	12,082,658	134,975,000	28,153,000	4,686,650	4,734,252	1898
9,420	1,061,373	14,467,997	12,001,224	150,375,000	27,450,000	4,336,279	4,793,699	1899
9,627	1,074,922	16,209,069	13,148,520	178,292,000	27,130,000	4,366,611	4,919,853	1900
9,834	1,151,024	17,956,258	14,324,289	191,650,000	26,842,000	4,641,608	5,153,622	1901
9,954	1,446,129	23,549,402	18,423,035	213,628,000	26,343,000	5,158,408	5,240,784	1902
10,150	1,668,705	26,868,202	20,761,078	235,791,000	26,646,000	5,683,162	5,390,508	1903
10,460	1,869,233	29,652,811	21,706,474	259,190,000	27,178,000	6,306,420	6,001,636	1094
10,879	1,924,130	32,349,476	23,410,485	285,541,000	29,941,000	6,786,089	6,295,245	1905
11,141	2,178,549	37,355,673	26,133,565	323,644,000	33,674,000	7,708,142	6,696,377	1906
11,377	1,845,278	32,160,098	21,958,855	273,071,000	28,270,000	6,535,093	5,452,792	*1907
11,823	2,990,691	49,974,007	31,836,629	396,011,000	40,664,000	9,483,166	8,381,340	1908
12,479	3,596,299	52,627,770	36,577,552	414,301,000	42,179,000	9,927,914	9,118,676	1909

*9 months.

STATISTICAL RECORD OF THE

Seasons of navigation.	RAILWAYS							
	CANALS.							
	Vessels through.						Passengers Carried.	Freight Carried.
	Canadian.		American.		Totals.			
	No.	Tonnage.	No.	Tonnage.	No.	Tonnage.	No.	Tons.
1868								
1869								
1870								
1871								
1872								
1873								
1874								
1875								
1876								
1877								
1878								
1879								
1880								
1881								
1882								
1883								
1884								
1885	17,312	2,681,639	3,795	547,438	21,107	3,229,077	70,571	2,673,641
1886	19,844	2,945,613	4,147	667,953	23,991	3,613,566	78,762	2,969,093
1887	18,991	2,847,952	3,883	566,680	22,874	3,414,632	82,914	2,720,516
1888	17,661	2,640,322	3,921	631,777	21,582	3,272,099	75,797	2,761,597
1889	19,393	2,995,582	4,542	830,648	23,935	3,826,230	81,362	3,166,368
1890	20,655	3,139,472	3,364	721,397	24,019	3,860,869	127,135	2,913,047
1891	19,246	3,135,454	3,602	835,116	22,848	3,973,570	146,336	2,902,526
1892	21,177	3,401,965	3,928	871,795	25,105	4,273,760	152,439	3,031,736
1893	20,857	3,434,054	4,585	1,286,295	25,342	4,720,349	134,189	3,546,989
1894	19,027	3,048,904	4,131	1,012,027	23,158	4,060,931	142,124	2,942,715
1895	17,745	3,109,593	5,010	1,509,771	22,755	4,619,364	154,588	3,336,068
1896	23,042	4,039,113	7,716	5,033,869	30,758	9,072,982	166,000	7,991,073
1897	23,375	4,046,283	7,024	4,702,339	30,398	8,748,622	157,682	8,560,969
1898	23,320	4,201,916	6,128	3,624,463	29,448	7,826,279	177,982	6,618,475
1899	23,579	4,308,571	6,101	3,285,733	29,680	7,594,304	213,711	6,225,924
1900	21,755	4,129,250	5,502	2,408,985	27,257	6,538,235	217,036	5,013,393
1901	20,860	3,980,264	5,634	2,482,274	26,494	6,462,538	190,428	5,665,259
1902	22,198	4,485,695	6,433	4,086,439	28,631	8,572,134	188,086	7,513,197
1903	23,767	5,212,832	6,695	4,236,475	30,462	9,449,307	236,823	9,203,817
1904	21,851	4,772,100	6,253	3,655,905	28,104	8,428,005	219,137	8,256,236
1905	23,726	5,191,191	7,085	5,096,241	30,811	10,287,432	233,545	9,371,744
1906	25,498	5,526,321	7,319	5,685,315	32,817	11,211,636	256,500	10,523,185
1907	28,833	6,328,911	9,328	11,604,834	38,161	17,933,745	279,199	20,543,639
1908	29,040	6,780,789	7,489	8,521,139	36,529	15,301,928	280,830	17,502,820
1909								

PROGRESS OF CANADA—Continued.

STEAM RAILWAYS.

Miles in operation.	Earnings.			Expenses. — Operating.	Earnings. — Net.	Freight. Carried.	Passengers Carried.	Years ended Jan.
	Total Gross.	From						
		Freight Traffic.	Passenger Traffic.					
No.	\$	\$	\$	\$	\$	Tons.	No.	
2,270	12,116,716							1868
2,524	12,798,303							1869
2,617	13,451,289							1870
2,695	14,485,648							1871
2,899	15,436,018							1872
3,832	17,139,876							1873
4,331	16,286,898							1874
4,804	19,470,539	12,073,570	6,410,934	15,775,532	3,695,007	5,670,836	5,190,416	1875
5,318	19,358,085	12,211,158	6,254,866	15,802,721	3,555,364	6,331,757	5,544,814	1876
5,782	18,742,053	11,321,264	6,458,493	15,290,091	2,451,962	6,859,796	6,073,233	1877
6,226	20,520,078	13,129,191	6,386,325	16,100,102	4,419,976	7,583,472	6,443,924	1878
6,858	19,925,066	12,509,093	6,459,598	16,188,282	3,736,784	8,348,810	6,523,816	1879
7,194	23,561,447	15,506,935	7,076,339	16,840,705	6,720,742	9,938,858	6,462,948	1880
7,331	27,987,509	18,666,982	8,223,254	20,121,418	7,866,091	12,665,323	6,943,671	1881
8,697	29,027,789	17,729,945	10,018,477	22,390,708	6,637,081	13,575,787	9,332,335	1882
9,577	33,244,586	21,320,208	10,538,119	24,691,667	8,552,919	13,266,255	9,579,984	1883
10,273	33,421,705	20,763,243	11,204,036	25,595,341	7,826,364	13,712,269	9,982,358	1884
10,773	32,329,409	19,902,058	10,559,796	24,015,351	8,212,118	14,659,271	9,672,599	1885
11,798	33,287,382	21,133,967	10,261,691	24,177,582	9,211,800	15,670,460	9,861,024	1886
12,184	38,841,609	24,581,047	11,867,597	27,624,683	11,216,926	16,356,335	10,698,638	1887
12,585	42,159,152	26,410,084	12,744,638	30,652,046	11,507,106	17,172,759	11,461,791	1888
12,585	42,149,615	26,671,049	13,242,708	31,038,045	11,111,570	17,928,626	12,151,105	1889
13,151	46,843,826	29,921,788	13,731,768	32,913,356	13,930,476	20,787,669	12,821,262	1890
13,838	48,192,099	30,548,645	14,286,408	34,960,449	13,231,650	21,753,021	13,222,568	1891
14,564	51,685,768	33,230,171	14,788,465	36,488,238	15,197,540	22,189,933	13,533,414	1892
15,005	52,042,396	32,935,028	15,087,299	36,616,033	15,426,363	22,003,599	13,618,027	1893
15,627	49,552,528	29,982,482	15,152,420	35,218,432	14,334,096	20,721,116	14,462,489	1894
15,977	46,785,486	29,545,490	13,311,410	32,749,668	14,035,818	21,524,421	13,987,580	1895
16,270	50,545,569	32,368,082	13,747,773	35,042,654	15,502,915	24,266,825	14,810,407	1896
16,550	52,353,276	33,522,102	13,929,346	35,168,665	17,184,611	25,300,331	16,171,338	1897
16,870	59,715,105	38,508,175	15,622,331	39,137,549	20,577,556	28,785,903	18,444,409	1898
17,250	62,243,784	40,101,036	15,929,583	40,706,217	21,537,567	31,211,753	19,133,365	1899
17,657	70,740,270	45,643,699	18,581,452	47,699,798	23,040,472	35,946,183	21,500,175	1900
18,140	72,898,749	46,665,103	19,396,302	50,368,726	22,530,023	36,999,371	18,385,722	1901
18,714	83,666,503	53,986,672	22,600,090	57,343,592	26,322,911	42,376,521	20,679,974	1902
18,988	96,064,527	63,089,448	24,862,109	67,481,523	28,583,004	47,373,417	22,148,742	1903
19,431	100,219,346	64,673,919	26,901,831	74,563,161	25,656,275	48,697,519	23,640,765	1904
20,487	106,467,199	68,203,326	28,959,649	79,977,573	26,489,626	50,893,957	25,288,723	1905
21,353	125,322,865	81,433,115	33,392,188	87,129,434	38,193,431	57,966,713	27,989,782	1906
22,452	146,738,214	94,995,087	39,184,438	103,748,672	42,989,542	63,866,135	32,137,319	1907
22,966	146,918,314	93,746,655	39,992,503	107,304,143	39,614,171	63,071,167	34,044,992	1908
								1909

9-10 EDWARD VII., A. 1910

STATISTICAL RECORD OF THE

Fiscal years.	SHIPPING.									
	SEA-GOING.				VESSELS, EXCEPT FERRIES, EMPLOYED ON INLAND WATERS.				VESSELS EMPLOYED	
	Arrived.		Departed.		Arrived.		Departed.		Arrived.	
	Vessels.	Tons.	Vessels.	Tons.	Vessels.	Tons.	Vessels.	Tons.	Vessels.	Tons.
1868	8,038	2,104,009	7,978	2,215,312	20,855	4,399,850	19,259	4,263,654	No returns given played in coast 1876.	
1869	9,654	2,459,083	9,597	2,537,482	16,988	2,774,836	17,061	2,689,643		
1870	9,567	2,608,519	8,948	2,476,354	17,866	3,187,596	18,804	3,143,391		
1871	10,353	2,521,573	9,575	2,594,460	21,197	4,055,198	20,512	3,954,797		
1872	10,358	2,989,793	9,898	2,956,911	17,436	3,582,148	16,233	3,279,308		
1873	11,089	3,032,746	10,508	3,052,789	18,960	2,994,434	17,492	2,669,028	No returns given played in coast 1876.	
1874	9,282	3,077,987	8,471	2,973,374	16,546	2,805,789	15,466	2,542,707		
1875	7,881	2,521,134	7,724	2,808,074	14,076	2,176,529	13,131	2,021,718		
1876	8,414	2,972,459	8,349	2,938,305	13,908	2,108,364	12,676	1,892,071	31,302	5,167,528
1877	8,808	3,295,987	8,952	3,348,835	15,267	2,363,244	13,686	2,083,178	32,048	4,472,628
1878	8,836	3,341,465	8,680	3,342,919	15,844	2,814,816	14,667	2,555,690	30,814	5,475,733
1879	8,576	3,049,521	8,425	3,039,029	16,268	2,889,510	14,572	2,668,752	30,850	6,118,702
1880	9,307	3,487,735	9,063	3,298,979	17,441	3,707,885	17,065	3,083,246	36,126	7,162,257
1881	10,444	4,032,946	10,320	4,071,391	16,804	2,934,503	15,985	2,763,592	37,429	7,664,863
1882	10,638	3,933,152	10,500	4,003,410	17,450	2,650,835	17,032	2,792,485	37,996	7,515,476
1883	10,781	4,004,357	10,727	3,968,420	17,012	2,987,557	16,310	2,810,401	38,244	8,056,736
1884	11,160	4,250,665	11,183	4,233,636	16,768	3,084,924	16,045	2,789,801	40,300	8,114,637
1885	10,639	3,800,664	10,553	3,843,951	14,842	3,403,823	15,117	3,036,274	41,879	8,314,898
1886	10,603	4,026,415	10,768	4,018,156	15,284	3,022,069	15,673	2,902,592	44,850	8,538,502
1887	13,203	4,236,765	12,947	4,125,671	15,854	2,909,147	15,931	2,819,415	48,733	9,138,456
1888	15,675	4,623,506	15,132	4,574,297	16,595	3,039,985	16,901	2,979,520	50,929	9,789,806
1889	14,155	4,611,392	14,389	4,685,209	18,406	3,365,103	18,107	3,392,517	52,927	10,219,856
1890	15,722	5,215,476	15,402	5,112,809	20,608	4,067,921	20,693	4,049,894	60,550	11,690,636
1891	15,548	5,273,935	15,773	5,421,261	19,000	4,098,434	19,008	4,009,018	64,178	12,835,774
1892	15,672	5,475,999	15,289	5,276,975	17,058	4,081,605	17,324	3,857,866	62,606	12,935,782
1893	13,691	5,371,618	13,856	5,236,993	17,952	4,136,484	17,682	3,794,439	60,524	12,794,532
1894	14,297	5,775,810	14,043	5,504,720	18,306	4,864,029	19,360	4,208,516	60,421	13,876,293
1895	14,158	5,575,657	13,718	5,401,172	16,539	4,222,713	15,874	3,901,421	60,308	13,234,015
1896	15,291	5,895,360	14,511	5,563,464	18,135	5,323,260	17,047	5,088,389	63,215	14,049,916
1897	13,701	6,091,433	13,393	5,919,547	16,694	4,716,845	16,601	6,646,108	63,989	14,439,736
1898	14,190	6,365,802	13,597	6,219,683	18,777	5,951,705	17,483	6,208,926	73,211	15,471,070
1899	13,909	6,733,151	13,212	6,503,903	20,163	5,986,132	19,533	6,196,924	71,377	15,929,325
1900	14,607	7,262,721	13,939	6,912,400	21,699	6,438,924	21,195	6,300,050	73,503	17,245,694
1901	13,752	7,514,732	12,953	7,028,330	20,814	5,720,575	20,313	5,766,171	71,804	17,927,959
1902	15,339	7,603,034	14,967	7,128,454	23,585	7,595,741	23,822	7,698,175	81,243	21,245,649
1903	14,278	8,050,516	14,054	7,790,659	30,819	9,107,386	30,575	8,706,482	83,251	23,285,070
1904	14,985	8,143,856	15,059	7,682,849	21,110	8,122,839	20,516	7,252,661	79,331	23,412,880
1905	13,926	7,993,770	13,871	7,594,685	20,760	7,970,290	21,433	8,719,075	77,290	22,655,604
1906	15,282	8,895,353	14,534	7,948,076	22,646	9,352,653	22,525	8,536,090	78,584	23,543,604
*1907	10,674	7,121,468	9,801	6,783,406	20,060	8,603,411	19,870	8,087,606	54,457	16,415,831
1908	15,087	10,189,275	14,717	9,301,996	22,322	9,712,052	23,486	10,371,708	81,012	26,734,746
1909	15,140	10,264,187	15,042	9,501,689	21,774	10,626,876	21,763	10,308,851	81,705	27,645,022

* 9 months.

SESSIONAL PAPER No. 10c

PROGRESS OF CANADA—*Continued.*SHIPPING—*Concluded.*

IN COASTING TRADE.		RECAPITULATION—TOTAL VESSELS ARRIVED AND DEPARTED.						Fiscal years.
Departed.		Arrived.		Departed.		Totals.		
Vessels.	Tons.	Vessels.	Tons.	Vessels.	Tons.	Vessels	Tons.	
showing vessels em- ing trade prior to		28,893	6,503,859	27,237	6,478,966	56,130	12,982,825	1868
		26,642	5,233,919	26,658	5,227,125	53,300	10,461,044	1869
		27,433	5,796,115	27,752	5,619,745	55,185	11,415,860	1870
		31,550	6,576,771	30,087	6,549,257	61,637	13,126,028	1871
		27,794	6,571,941	26,131	6,236,219	53,925	12,808,160	1872
		30,049	6,027,180	28,000	5,721,817	58,049	11,748,997	1873
		25,828	5,883,776	23,937	5,516,081	49,765	11,399,857	1874
		21,957	4,697,663	20,855	4,829,792	42,812	9,527,455	1875
		53,624	10,248,351	51,298	9,963,787	104,922	20,212,138	1876
		56,123	10,131,859	53,414	9,928,247	109,537	20,060,106	1877
30,273	5,133,411	55,494	11,632,014	53,579	11,470,537	109,073	23,102,551	1878
30,776	4,496,234	55,694	12,057,733	52,660	11,655,762	108,354	23,713,495	1879
30,232	5,571,928	62,874	14,357,877	60,495	13,272,981	123,369	27,630,858	1880
29,663	5,947,981	64,677	14,632,312	62,613	14,286,886	127,290	28,919,198	1881
34,367	6,890,756	66,084	14,099,463	65,302	14,071,483	131,386	28,170,946	1882
36,308	7,451,903	66,037	15,048,650	63,953	14,405,651	129,990	29,454,301	1883
37,770	7,275,588	68,228	15,450,226	66,298	14,382,507	134,526	29,832,733	1884
36,916	7,626,830	67,360	15,519,385	65,939	14,509,749	133,299	30,029,134	1885
39,070	7,359,070	70,737	15,586,986	70,651	14,750,520	141,388	30,337,506	1886
40,269	7,629,524	77,790	16,284,368	76,332	15,320,307	154,122	31,604,675	1887
44,210	7,829,772	83,199	17,453,297	81,220	16,553,290	164,419	34,006,587	1888
47,454	8,375,221	85,488	18,196,351	83,616	17,692,447	169,104	35,888,798	1889
49,187	8,999,473	96,880	20,974,033	94,674	20,269,182	191,554	41,243,215	1890
51,120	9,614,721	98,726	22,208,143	96,167	21,580,635	194,893	43,788,778	1891
58,579	11,106,479	95,336	22,493,386	92,443	21,308,988	187,779	43,802,374	1892
61,386	12,150,356	92,167	22,302,634	89,277	20,816,023	181,444	43,118,657	1893
59,830	12,174,147	93,024	24,516,132	91,851	22,397,917	184,875	46,914,049	1894
57,739	11,784,591	91,005	23,032,385	87,813	21,542,012	178,818	44,574,397	1895
58,448	12,684,675	96,641	25,268,536	93,360	24,033,690	190,001	49,302,226	1896
58,221	12,239,419	94,384	25,248,014	90,129	25,393,898	184,513	50,641,912	1897
61,802	13,381,837	106,178	27,788,577	100,714	26,591,489	206,892	54,380,066	1898
60,135	12,828,243	105,449	28,648,608	100,737	27,325,933	206,186	55,974,541	1899
69,634	14,162,880	109,809	30,947,339	104,860	29,598,486	214,669	60,545,825	1900
67,992	14,625,106	106,370	31,163,266	102,368	29,311,338	208,738	60,474,604	1901
69,726	16,386,036	120,167	36,444,424	116,003	34,281,887	236,170	70,726,311	1902
69,102	16,516,837	128,348	40,442,972	124,142	38,202,429	252,490	78,645,401	1903
77,214	19,455,258	115,426	39,679,575	110,994	37,027,752	226,420	76,707,327	1904
79,513	21,705,288	111,976	38,619,664	108,727	38,035,417	220,703	76,655,081	1905
75,419	22,092,242	116,512	41,791,610	112,550	39,264,624	229,062	81,056,234	1906
73,423	21,721,657	85,191	32,140,710	85,209	30,146,601	170,400	62,287,311	1907*
75,491	22,780,458	118,421	46,636,073	112,428	43,468,793	230,849	90,104,866	1908
55,538	15,275,589	118,619	48,536,085	112,205	44,835,716	230,824	93,371,801	1909
74,225	23,795,089							
75,400	25,025,176							

STATISTICAL RECORD OF THE

Fiscal years.	TRADE AND							
	IMPORTS.				EXPORTS.			
	Merchandise.		Coin and Bullion.	Totals.	Merchandise.		Coin and Bullion.	Totals.
	Dutiable.	Free.			Home Produce.	Foreign Produce.		
	\$	\$	\$	\$	\$	\$	\$	\$
1868	45,250,395	23,314,102	4,895,147	73,459,644	48,504,899	4,196,821	4,866,168	57,567,888
1869	44,081,563	22,086,373	4,247,229	70,415,165	52,400,772	3,855,801	4,218,208	60,474,781
1870	48,665,547	21,813,263	4,335,529	74,814,339	59,043,590	6,527,622	8,002,278	73,573,490
1871	70,295,223	23,064,654	2,733,094	96,092,971	57,630,024	9,853,244	6,690,350	74,173,618
1872	72,157,423	36,519,355	2,753,749	111,430,527	65,831,083	12,798,182	4,010,398	82,639,663
1873	74,217,954	50,787,862	3,005,465	128,011,281	76,538,025	9,405,910	3,845,987	89,789,922
1874	77,070,460	46,919,840	4,223,282	128,213,582	76,741,997	10,614,096	1,995,835	89,351,928
1875	81,504,477	39,355,717	2,210,089	123,070,283	69,709,823	7,137,319	1,039,837	77,886,979
1876	58,794,777	32,195,458	2,220,111	93,210,346	72,491,437	7,234,961	1,240,037	80,966,435
1877	63,986,376	33,167,497	2,174,089	99,327,962	68,030,546	7,111,108	733,739	75,875,393
1878	61,700,190	30,577,871	803,726	93,081,787	67,989,800	11,164,878	168,989	79,323,667
1879	57,052,042	23,273,296	1,639,089	81,964,427	62,431,025	8,355,644	704,586	71,491,255
1880	68,895,483	15,712,457	1,881,807	86,489,747	72,899,697	13,240,006	1,771,755	87,911,458
1881	85,516,908	18,690,657	1,123,275	105,330,840	83,944,701	13,375,117	971,005	98,290,823
1882	93,339,930	24,575,827	1,503,743	119,419,500	94,137,657	7,628,453	371,093	102,137,203
1883	100,827,816	30,150,683	1,275,523	132,254,022	87,702,431	9,751,773	631,600	98,085,504
1884	88,349,492	25,839,885	2,207,666	116,397,043	79,833,098	9,389,106	2,184,292	91,406,496
1885	79,614,108	26,373,134	2,954,244	108,941,486	79,131,735	8,079,646	2,026,980	89,238,361
1886	75,536,758	25,277,246	3,610,557	104,424,561	77,756,704	7,438,079	56,531	85,251,314
1887	85,479,400	26,880,618	532,218	112,892,236	80,960,909	8,549,333	5,569	89,515,811
1888	77,784,037	30,935,121	2,175,472	110,894,630	81,382,072	8,803,394	17,534	90,203,000
1889	80,059,966	34,589,714	575,251	115,224,931	80,272,456	6,938,455	1,978,256	89,189,167
1890	86,258,633	34,516,597	1,083,011	121,858,241	85,257,586	9,051,781	2,439,782	96,749,149
1891	81,286,372	36,870,096	1,811,170	119,967,638	88,671,738	8,798,631	946,927	98,417,296
1892	81,190,844	44,396,694	1,818,530	127,406,068	99,032,466	13,121,791	1,809,118	113,963,375
1893	77,378,091	45,161,977	6,534,206	129,074,268	105,488,798	8,941,856	4,133,698	118,564,352
1894	73,341,506	46,110,362	4,023,072	123,474,940	103,851,764	11,833,805	1,839,380	117,524,949
1895	64,064,587	42,140,475	4,576,620	110,781,682	102,828,441	6,485,043	4,325,319	113,638,803
1896	74,259,940	38,525,249	5,226,319	118,011,508	109,707,805	6,606,738	4,699,309	121,013,852
1897	74,108,590	40,433,825	4,676,194	119,218,609	123,632,540	10,825,163	3,492,550	137,950,253
1898	84,141,104	51,791,105	4,390,844	140,323,053	144,548,662	14,980,883	4,623,138	164,152,683
1899	98,349,633	59,709,541	4,705,134	162,764,308	137,360,792	17,520,088	4,016,025	158,896,905
1900	112,943,896	68,381,179	8,297,438	189,622,513	168,972,301	14,265,254	8,657,168	191,894,723
1901	115,574,658	71,303,573	3,537,294	190,415,525	177,431,386	17,077,757	1,978,489	196,487,632
1902	127,955,281	78,003,472	6,311,405	212,270,158	196,019,763	13,951,101	1,669,422	211,640,286
1903	143,839,632	88,398,532	8,976,797	241,214,961	214,401,674	10,828,087	619,963	225,849,724
1904	156,108,453	95,229,037	7,874,313	259,211,803	198,414,439	12,641,239	2,465,557	213,521,235
1905	157,164,975	99,361,007	10,308,435	266,834,417	190,854,946	10,617,115	1,844,811	203,316,872
1906	176,790,332	110,417,080	7,078,603	294,286,015	235,483,956	11,173,846	9,928,828	256,586,630
*1907	154,856,659	97,412,340	7,517,008	259,786,007	180,545,306	11,541,927	13,189,964	205,277,197
1908	230,917,914	133,319,950	6,548,661	370,786,525	246,960,968	16,407,984	16,637,654	280,006,606
1909	185,329,094	114,439,072	9,988,442	309,756,608	242,603,584	17,318,782	1,589,793	261,512,159

* 9 months.

SESSIONAL PAPER No. 10c

PROGRESS OF CANADA—Continued.

COMMERCE.

IMPORTS ENTERED FOR CONSUMPTION.									Totals, Customs Duties Collected.	Fiscal years.
Duty Collected.	Totals, Imports and Exports.	Merchandise.		Coin and Bullion.	Totals.	Duty Collected.				
		Dutiable.	Free.							
							\$	\$		
17,986	131,027,532	43,655,696	23,434,463	4,895,147	71,985,306	8,801,446	8,819,432	1868		
14,403	130,889,946	41,069,342	22,035,599	4,247,229	67,402,170	8,284,507	8,298,910	1869		
37,912	148,387,829	45,127,422	21,774,652	4,335,529	71,237,603	9,425,028	9,462,940	1870		
36,066	170,266,589	60,094,362	24,120,026	2,733,094	86,947,482	11,807,590	11,843,656	1871		
24,809	194,070,190	68,276,157	36,679,210	2,753,749	107,709,116	13,020,684	13,045,494	1872		
20,152	217,801,203	71,198,176	53,310,953	3,005,465	127,514,594	12,997,578	13,017,730	1873		
14,565	217,565,510	76,232,530	46,948,357	4,223,282	127,404,169	14,407,318	14,421,883	1874		
7,243	200,957,262	78,138,511	39,270,057	2,210,089	119,618,657	15,354,139	15,361,382	1875		
4,500	174,176,781	60,238,297	32,274,810	2,220,111	94,733,218	12,898,614	12,833,114	1876		
4,103	175,203,355	60,916,770	33,209,624	2,174,089	96,300,483	12,544,348	12,548,451	1877		
4,161	172,405,454	59,773,039	30,622,812	803,726	91,199,577	12,791,532	12,795,693	1878		
4,272	153,455,682	55,426,836	23,275,683	1,639,089	80,341,608	12,935,269	12,939,511	1879		
8,896	174,401,205	54,182,967	15,717,575	1,881,807	71,782,349	14,129,953	14,138,849	1880		
8,141	203,621,663	71,620,725	18,867,604	1,123,275	91,611,604	18,492,645	18,500,786	1881		
8,810	221,556,793	85,757,433	25,387,751	1,503,743	112,648,927	21,700,028	21,708,837	1882		
9,756	230,339,826	91,588,339	30,273,157	1,275,523	123,137,019	23,162,553	23,172,309	1883		
8,515	207,803,539	80,010,498	25,962,480	2,207,666	108,186,644	20,156,448	20,164,963	1884		
12,305	198,179,847	73,269,618	26,486,157	2,954,244	102,710,019	19,121,254	19,133,559	1885		
20,726	189,675,875	70,658,819	25,333,318	3,610,557	99,602,694	19,427,398	19,448,124	1886		
31,397	202,408,047	78,120,679	26,986,531	532,218	105,639,428	22,438,309	22,469,706	1887		
21,772	201,097,630	69,645,824	31,025,804	2,175,472	102,847,100	22,187,869	22,209,642	1888		
42,207	204,414,098	74,475,139	34,623,057	575,251	109,673,447	23,742,317	23,784,523	1889		
93,674	218,607,390	77,106,286	34,576,287	1,083,011	112,765,584	23,921,234	24,014,908	1890		
64,803	218,384,934	74,536,036	36,997,918	1,811,170	113,345,124	23,416,266	23,481,069	1891		
108	241,369,443	69,160,737	45,999,676	1,818,530	116,978,943	20,550,474	20,550,582	1892		
	247,638,620	69,873,571	45,297,259	6,534,200	121,705,030	21,161,711	21,161,711	1893		
	240,999,889	62,779,182	46,291,729	4,023,072	113,093,983	19,379,822	19,379,822	1894		
	224,120,485	58,557,655	42,118,236	4,576,620	105,252,511	17,887,269	17,887,269	1895		
	239,025,360	67,239,759	38,121,402	5,226,319	110,587,480	20,219,037	20,219,037	1896		
	257,168,862	66,220,765	40,397,062	4,676,194	111,294,021	19,891,997	19,891,997	1897		
	304,475,736	74,625,088	51,682,074	4,390,844	130,698,006	22,157,788	22,157,788	1898		
	321,661,213	89,433,172	59,913,287	4,705,134	154,051,593	25,734,229	25,734,229	1899		
	381,517,236	104,346,795	68,160,083	8,297,438	180,804,316	28,889,110	28,889,110	1900		
	386,903,157	105,969,756	71,730,938	3,537,294	181,237,988	29,106,980	29,106,980	1901		
	423,910,444	118,657,496	77,822,694	6,311,405	202,791,595	32,425,532	32,425,532	1902		
	467,064,685	136,796,065	88,017,654	8,976,797	223,790,516	37,110,355	37,110,355	1903		
	472,733,038	148,909,576	94,680,443	7,874,313	251,464,332	40,954,349	40,954,349	1904		
	470,151,289	150,928,787	100,688,332	10,308,435	261,925,554	42,024,340	42,024,340	1905		
	550,872,645	173,946,109	110,236,095	7,078,603	290,360,807	46,671,101	46,671,101	1906		
	465,063,204	152,065,529	97,672,345	7,517,008	257,254,882	40,290,172	40,290,172	1907*		
	650,793,131	218,160,047	133,719,908	6,548,661	358,428,616	58,331,075	58,331,075	1908		
	571,268,767	175,014,160	113,203,355	9,988,442	298,205,957	48,059,792	48,059,792	1909		

9-10 EDWARD VII., A. 1910
STATISTICAL RECORD OF THE

Fiscal year.	TRADE AND							
	EXPORTS BY GROUPS							
	The Mine.		The Fisheries.		The Forest.		Animal Produce.	
	Home Produce.	Foreign Produce.	Home Produce.	Foreign Produce.	Home Produce.	Foreign Produce.	Home Produce.	Foreign Produce.
	£	£	£	£	£	£	£	£
1868	1,276,129	*	3,357,510	*	18,742,625	*	6,893,167	*
1869	1,941,485	*	3,242,710	*	20,423,882	*	8,769,407	*
1870	2,192,541	*	3,608,549	*	21,533,300	*	12,138,161	*
1871	2,841,124	*	3,994,275	*	23,063,223	*	12,608,506	*
1872	4,779,594	*	4,386,214	*	24,459,877	*	12,706,967	*
1873	5,853,860	*	4,779,277	*	29,298,917	*	14,243,017	*
1874	3,760,835	*	5,292,368	*	27,237,779	*	14,679,169	*
1875	3,643,398	*	5,380,527	*	25,070,410	*	12,700,507	*
1876	3,731,827	55,975	5,500,989	232	20,333,230	209,405	13,614,569	1,030,599
1877	3,644,040	54,918	5,874,360	23,010,249	655,338	14,220,617	1,140,434
1878	2,816,347	53,016	6,853,975	75,391	19,511,575	543,254	14,019,857	557,229
1879	3,082,900	104,822	6,928,871	144,332	13,261,459	535,800	14,100,604	636,789
1880	2,877,351	104,262	6,579,656	73,691	18,854,507	812,186	17,607,577	896,432
1881	2,767,829	148,425	6,867,715	34,169	24,960,012	749,836	21,360,219	1,305,391
1882	3,013,573	127,608	7,682,079	15,529	23,991,055	971,597	20,454,759	951,046
1883	2,970,886	135,944	8,809,118	47,808	25,370,726	1,277,715	20,284,343	881,075
1884	3,247,092	195,399	8,591,654	17,687	25,811,157	1,484,926	22,946,108	1,206,076
1885	3,639,537	196,933	7,960,001	16,312	20,989,708	1,383,597	25,337,104	1,166,890
1886	3,951,147	196,140	6,843,383	25,645	21,034,611	1,830,476	22,065,433	1,012,080
1887	3,805,959	304,649	6,875,810	101,864	20,484,746	1,763,737	24,246,937	825,602
1888	4,110,937	228,551	7,793,183	77,922	21,302,814	1,577,477	24,719,297	901,072
1889	4,419,170	254,033	7,212,208	117,527	23,043,007	1,426,249	23,894,707	799,246
1890	4,855,757	270,374	8,461,906	62,602	26,179,136	1,110,128	25,106,995	1,523,677
1891	5,784,143	193,593	9,715,401	181,132	24,282,015	1,583,853	25,967,741	1,280,525
1892	5,906,471	236,697	9,675,398	268,712	22,281,744	1,351,931	28,594,850	1,468,927
1893	5,329,890	295,636	8,743,050	198,307	26,359,910	1,272,881	31,736,499	1,039,380
1894	5,801,009	254,885	11,102,692	309,589	26,355,448	149,308	31,881,973	1,164,494
1895	6,983,227	231,439	10,692,247	165,009	23,891,166	238,033	34,387,770	1,268,624
1896	8,059,650	342,110	11,077,765	105,933	27,175,686	149,208	36,507,641	896,755
1897	11,298,915	251,172	10,314,323	254,765	31,258,729	173,565	39,245,252	1,123,008
1898	14,463,256	230,798	10,841,661	132,316	26,511,539	531,533	44,301,470	1,834,668
1899	13,368,150	200,435	9,909,662	41,642	28,021,529	92,766	46,743,130	1,281,684
1900	24,580,266	198,073	11,169,083	55,783	29,663,668	290,421	56,148,807	1,147,860
1901	40,367,683	163,631	10,720,352	10,647	30,009,857	266,323	55,495,311	803,971
1902	34,947,574	143,654	14,143,294	43,776	32,119,429	11,484	59,161,209	668,943
1903	31,064,861	170,304	11,800,184	26,462	36,386,015	45,099	69,817,542	649,077
1904	33,626,739	202,123	10,759,029	14,168	33,091,922	276,859	63,812,117	548,323
1905	31,932,329	259,741	11,114,318	30,580	33,235,683	126,370	63,337,458	643,461
1906	35,469,631	236,399	16,025,840	23,554	38,824,170	151,373	66,455,960	730,215
1907†	26,191,955	164,327	10,362,142	34,776	33,476,098	111,376	53,422,499	631,119
1908	39,177,133	383,479	13,867,368	39,199	44,170,470	333,901	55,101,260	812,522
1909	37,257,699	306,169	13,319,664	28,314	39,607,387	225,963	51,349,646	677,064

* Not separately stated prior to 1876. † 9 months.

SESSIONAL PAPER No. 10c

PROGRESS OF CANADA—Continued.

COMMERCE—Continued.

—MERCHANDISE ONLY.

Agricultural Products.		Manufactures.		Miscellaneous.		Total Exports.		Fiscal years.
Home Produce.	Foreign Produce.	Home Produce.	Foreign Produce.	Home Produce.	Foreign Produce.	Home Produce.	Foreign Produce.	
\$	\$	\$	\$	\$	\$	\$	\$	
12,871,055	*	2,100,411	*	302,280	*	45,513,177	4,196,821	1868
12,182,702	*	2,412,559	*	350,559	*	49,323,304	3,855,801	1869
13,676,619	*	2,560,370	*	371,652	*	56,081,192	6,527,622	1870
9,853,924	*	2,432,750	*	387,554	*	55,181,356	9,853,244	1871
13,378,891	*	2,716,499	*	515,985	*	62,944,027	12,798,182	1872
14,995,340	*	3,609,903	*	465,292	*	73,245,606	9,405,910	1873
19,590,142	*	2,946,655	*	419,800	*	73,926,748	10,614,096	1874
17,258,358	*	3,028,512	*	409,181	*	67,490,893	7,137,319	1875
21,139,665	5,169,024	5,148,201	619,546	393,368	150,180	69,861,849	7,234,961	1876
14,689,376	4,590,350	4,105,422	576,337	320,816	93,731	65,864,880	7,111,108	1877
18,008,754	9,272,335	4,127,755	588,021	401,871	75,632	65,740,134	11,164,878	1878
19,628,464	6,342,423	2,700,281	528,480	386,999	63,998	60,089,578	8,355,644	1879
22,294,328	9,992,800	3,242,617	1,241,594	640,155	119,041	70,096,191	13,240,006	1880
21,268,327	10,025,800	3,075,095	968,028	622,182	146,468	80,921,379	13,375,117	1881
31,035,712	4,553,986	3,329,598	934,856	535,935	73,831	90,042,711	7,628,453	1882
22,818,519	6,696,514	3,503,220	611,204	528,895	101,513	84,285,707	9,751,773	1883
12,397,843	5,758,217	3,577,535	599,611	560,690	127,190	77,132,079	9,389,106	1884
14,518,293	4,602,073	3,181,501	612,728	557,374	101,113	76,183,518	8,079,646	1885
17,652,779	3,789,038	2,824,137	482,250	604,011	102,450	74,975,506	7,438,079	1886
18,826,235	4,892,913	3,079,972	427,632	644,361	232,936	77,964,020	8,549,333	1887
15,436,360	5,439,075	4,161,282	455,671	773,877	123,626	78,297,750	8,803,394	1888
13,414,111	3,778,038	4,434,949	464,139	783,652	99,223	77,201,804	6,938,455	1889
11,908,030	5,337,545	5,741,184	646,880	82,506	100,575	82,335,514	9,051,781	1890
13,666,858	4,634,294	6,296,249	689,212	45,337	236,022	85,757,744	8,798,631	1891
22,113,284	8,704,122	7,040,988	699,867	71,518	391,535	95,684,253	13,121,791	1892
22,049,490	5,043,705	7,693,959	793,312	93,692	298,635	102,006,490	8,941,856	1893
17,677,649	9,079,697	7,692,755	643,557	75,327	232,275	100,586,853	11,833,805	1894
15,719,128	3,273,375	7,768,875	1,090,727	85,938	217,836	99,528,351	6,485,043	1895
14,083,361	3,890,650	9,365,384	857,493	109,265	364,589	106,378,732	6,606,738	1896
17,982,646	7,711,621	522,014	778,330	63,531	532,702	119,685,410	10,825,163	1897
33,063,285	10,664,494	10,678,316	1,192,535	61,405	394,539	139,920,932	14,980,883	1898
22,952,915	14,448,999	11,706,707	1,117,265	99,169	337,297	132,801,262	17,520,088	1899
27,516,609	10,953,352	14,224,287	1,287,294	208,070	332,471	163,510,790	14,265,254	1900
24,781,486	13,786,566	16,012,208	1,739,142	44,489	307,477	177,431,386	17,077,757	1901
37,152,688	10,389,155	18,462,970	2,372,438	32,599	321,651	196,019,763	13,951,101	1902
44,624,321	6,948,568	20,624,967	2,255,209	83,784	733,368	214,401,674	10,828,087	1903
37,138,875	8,483,110	19,864,049	2,575,870	121,708	540,786	198,414,439	12,641,239	1904
29,994,150	4,146,259	21,191,333	3,451,701	49,675	1,959,003	190,854,946	10,617,115	1905
54,062,337	6,153,398	24,561,112	3,089,166	84,906	789,741	235,483,956	11,173,846	1906
35,856,616	7,274,792	19,087,988	2,407,013	148,008	918,524	180,545,306	11,541,927	1907
66,069,939	9,478,996	28,507,124	4,562,344	67,674	797,543	246,960,968	16,407,984	1908
71,997,207	10,746,719	28,957,050	3,997,139	54,931	1,337,414	242,603,584	17,318,782	1909

9-10 EDWARD VII., A. 1910

STATISTICAL RECORD OF THE

Fiscal years.	TRADE AND							
	TRADE BY							
	United Kingdom.		United States.		Belgium.		France.	
	Imports for Con- sumption.	Exports.	Imports for Con- sumption.	Exports.	Imports for Con- sumption.	Exports.	Imports for Con- sumption.	Exports.
	\$	\$	\$	\$	\$	\$	\$	\$
1868
1869
1870
1871
1872
1873	68,522,776	38,743,848	47,735,678	42,072,526	346,702	17,754	2,023,288	31,907
1874	63,048,594	45,003,882	54,306,001	36,244,311	293,659	240,494	2,302,500	267,212
1875	60,057,751	40,032,902	51,091,780	29,911,983	278,311	59,563	1,941,298	212,767
1876	40,727,453	40,723,477	46,071,791	31,933,459	361,055	13,825	1,840,877	553,935
1877	39,572,239	41,567,469	51,309,479	25,775,245	251,812	66,912	1,410,732	319,330
1878	37,431,180	45,941,539	48,628,190	25,244,898	255,694	49,998	1,385,003	369,391
1879	30,993,048	36,295,718	43,736,125	27,165,501	179,031	40,430	1,532,191	714,875
1880	34,461,224	45,846,062	29,346,948	33,349,909	149,086	688,811	1,115,841	812,829
1881	43,583,808	53,571,570	36,704,112	36,866,225	412,834	253,433	1,631,332	662,711
1882	50,597,341	45,274,461	48,289,052	47,940,711	503,210	142,358	2,097,358	825,573
1883	52,052,465	47,145,217	56,032,333	41,668,723	415,407	195,705	2,316,480	617,730
1884	43,418,015	43,736,227	50,492,826	38,840,540	459,150	287,378	1,769,849	390,955
1885	41,406,777	41,877,705	47,151,201	39,752,734	479,260	72,385	1,935,581	303,309
1886	40,601,199	41,542,629	44,858,039	36,578,769	510,907	6,565	1,975,218	534,363
1887	44,962,233	44,571,846	45,107,066	37,660,199	703,851	223,729	2,073,470	341,531
1888	39,298,721	40,064,984	48,481,848	42,572,065	488,743	17,057	2,244,784	397,773
1889	42,317,389	38,105,126	50,537,440	43,522,404	530,740	64,756	2,228,683	334,210
1890	43,390,241	48,353,694	52,291,973	40,522,810	721,332	41,814	2,615,602	278,552
1891	42,047,526	49,280,858	53,685,657	41,138,695	655,448	72,672	2,312,143	253,734
1892	41,348,435	64,906,549	53,137,572	38,988,027	517,032	56,212	2,402,634	367,539
1893	43,148,413	64,080,493	58,221,976	43,923,010	599,511	669,040	2,832,117	264,047
1894	38,717,267	68,538,856	53,034,100	35,809,940	550,237	708,455	2,536,964	544,986
1895	31,131,737	61,856,990	54,634,521	41,297,676	441,617	251,402	2,585,174	335,282
1896	32,979,742	66,690,288	58,574,024	44,448,410	920,758	98,031	2,810,942	581,540
1897	29,412,188	77,227,502	61,649,041	49,373,472	1,163,632	354,584	2,601,351	690,696
1898	32,500,917	104,998,818	78,705,590	45,705,336	1,230,110	973,944	3,975,351	1,025,262
1899	37,060,123	99,091,855	93,007,166	45,133,521	2,318,723	849,413	3,889,295	1,557,722
1900	44,789,730	107,736,368	109,844,378	68,619,023	3,223,918	1,197,798	4,368,502	1,374,770
1901	43,018,164	105,328,956	116,485,008	72,382,230	3,828,450	2,806,142	5,398,021	1,581,331
1902	49,213,762	117,320,221	120,807,050	71,197,684	1,711,599	2,444,450	6,672,194	1,388,848
1903	58,896,901	131,202,321	137,605,195	71,783,924	2,800,182	2,150,550	6,580,029	1,341,618
1904	61,777,574	117,591,376	150,826,515	72,772,932	3,129,513	1,126,417	6,206,525	1,597,928
1905	60,342,709	101,958,771	162,738,571	77,404,071	1,775,187	1,739,807	7,059,139	1,511,298
1906	69,194,588	133,094,937	175,862,071	97,806,552	2,610,072	1,565,166	7,667,987	2,120,091
*1907	64,581,373	105,135,801	155,943,029	79,021,480	1,695,129	1,857,958	6,699,412	1,509,572
1908	94,959,471	134,484,156	210,652,825	113,520,500	2,380,649	3,377,479	9,901,909	1,806,732
1909	70,682,944	133,745,375	180,026,550	92,604,357	1,901,588	3,927,445	8,197,435	3,176,096

* 9 months.

SESSIONAL PAPER No. 10c

PROGRESS OF CANADA—Continued.

COMMERCE—Continued.

PRINCIPAL COUNTRIES.

Germany.		Newfoundland.		South America.		West Indies.		Fiscal years.
Imports for Consumption.	Exports.	Imports for Consumption.	Exports.	Imports for Consumption.	Exports.	Imports for Consumption.	Exports.	
\$	\$	\$	\$	\$	\$	\$	\$	
.....	1868
.....	1869
.....	1870
.....	1871
.....	1872
1,699,925	76,553	1,808,997	2,800,555	416,199	1,285,434	2,174,932	3,988,493	1873
956,917	65,511	1,088,468	1,569,079	473,530	1,212,978	2,307,733	3,778,796	1874
748,423	91,019	904,224	1,901,831	278,796	785,797	2,194,404	3,945,506	1875
482,587	125,768	774,586	1,900,891	287,553	688,209	1,616,113	3,675,320	1876
370,594	34,324	641,642	2,112,106	4,971	651,625	1,242,809	3,788,858	1877
399,326	122,254	672,665	2,094,682	15,447	654,357	1,033,849	3,414,147	1878
440,909	112,090	639,406	1,641,417	4,388	741,442	1,252,429	3,500,670	1879
449,791	82,237	581,961	1,510,300	283,481	789,940	2,945,154	3,544,103	1880
934,266	84,932	652,304	1,523,469	637,620	732,111	3,815,147	3,147,369	1881
1,480,004	153,114	493,509	1,974,923	1,373,617	941,162	4,023,384	2,995,572	1882
1,809,154	133,697	765,935	2,187,338	1,464,671	1,489,957	4,369,260	3,125,031	1883
1,975,771	195,575	780,670	1,920,450	1,478,988	1,277,383	3,606,917	3,119,569	1884
2,121,269	264,075	351,105	1,670,968	1,340,836	1,461,206	3,162,774	2,535,283	1885
2,155,523	253,298	384,321	1,754,980	1,100,995	1,010,034	3,144,472	2,121,570	1886
3,235,449	437,536	354,342	1,718,604	1,198,406	1,426,660	1,942,182	2,075,411	1887
3,364,563	198,543	421,599	1,523,827	876,603	1,510,637	3,268,663	2,601,486	1888
3,692,570	143,603	488,161	1,303,335	1,324,588	1,488,999	3,378,634	2,759,455	1889
3,778,993	507,143	469,711	1,185,739	1,003,962	1,551,887	3,089,048	2,719,141	1890
3,804,090	532,142	751,003	1,467,908	719,778	1,063,172	3,238,156	3,122,770	1891
5,583,530	942,698	753,249	1,750,714	877,821	1,027,525	4,092,287	3,546,559	1892
3,825,763	750,461	653,270	2,594,633	772,613	1,326,743	4,244,669	3,145,708	1893
5,841,542	2,046,052	814,562	2,818,592	872,392	1,392,285	3,677,411	3,443,761	1894
4,794,159	626,976	739,850	2,325,196	469,172	1,303,474	4,794,020	3,725,426	1895
5,931,459	757,531	551,412	1,782,309	567,027	1,499,118	1,896,426	2,810,217	1896
6,493,368	1,045,432	452,076	1,692,798	620,250	1,405,359	1,678,870	2,643,360	1897
5,584,014	1,837,448	464,324	2,167,860	1,425,653	1,060,420	1,080,266	2,749,080	1898
7,393,456	2,219,569	527,006	1,808,317	1,175,584	1,456,051	1,354,939	3,043,963	1899
8,388,498	1,715,903	660,678	2,144,070	992,887	1,431,107	1,331,776	2,870,343	1900
7,021,405	2,141,552	625,568	2,260,499	1,048,088	1,519,190	1,801,740	2,905,937	1901
10,823,169	2,692,578	1,117,400	2,381,082	1,659,074	1,781,913	2,173,835	3,298,912	1902
12,282,637	2,097,699	1,197,581	2,516,576	1,989,952	2,542,056	2,379,275	3,642,176	1903
8,175,604	1,819,223	1,076,667	2,898,751	3,157,004	2,456,608	4,813,815	3,553,475	1904
6,695,414	1,146,654	1,054,613	3,473,713	4,035,619	2,880,552	5,638,187	4,401,115	1905
6,987,314	1,872,557	1,758,425	3,213,856	5,869,075	3,623,065	6,591,025	4,575,212	1906
5,474,908	1,066,605	1,463,731	2,244,469	5,229,818	3,584,329	3,406,723	3,527,153	*1907
8,163,047	2,374,607	1,777,469	3,408,518	3,088,060	4,467,584	8,300,501	4,543,889	1908
6,050,365	1,476,552	1,628,428	3,552,293	4,783,893	3,478,476	8,092,303	4,534,446	1909

9-10 EDWARD VII., A. 1910

STATISTICAL RECORD OF THE

Fiscal years.	TRADE AND							
	PRINCIPAL IMPORTS							
	Animals, living.	Books, Maps, Pamphlets, Periodicals, &c.	Breadstuffs.	Carriages, Automobiles Bicycles, &c.	Cement.	Coal, Coke, &c.	Cotton and Manufactures of.	
							Dutiable.	Free.
	\$	\$	\$	\$	\$	\$	\$	\$
1868								
1869								
1870								
1871								
1872								
1873								
1874	640,804	1,047,074	15,777,869	131,221	59,528	3,805,353	11,217,659	772,549
1875	803,173	1,150,693	12,699,660	118,184	67,004	3,076,418	10,257,495	690,462
1876	760,387	923,215	11,419,438	86,934	83,423	3,320,300	7,467,041	865,411
1877	705,264	973,758	14,153,806	139,098	83,113	3,661,419	7,893,197	814,373
1878	430,694	990,112	13,740,697	154,857	104,062	3,062,150	7,370,222	841,011
1879	399,096	903,816	9,394,246	129,708	68,215	2,985,601	6,928,283	1,007,029
1880	340,990	877,761	2,065,152	137,378	66,295	2,762,892	7,750,871	1,516,228
1881	545,237	1,071,439	2,781,356	151,438	53,765	4,097,322	10,055,133	1,728,110
1882	798,708	1,303,174	3,442,394	543,280	80,241	4,699,352	10,913,505	2,384,356
1883	1,263,976	1,429,598	3,516,391	1,172,127	117,607	6,391,423	9,861,889	3,013,822
1884	1,212,851	1,396,114	4,869,732	426,556	113,647	7,505,399	7,414,901	2,243,148
1885	1,147,504	1,316,678	4,332,819	311,780	118,272	7,171,260	6,106,887	2,525,949
1886	929,891	1,284,475	2,456,562	393,203	128,350	6,699,829	5,671,466	3,037,032
1887	1,147,481	1,421,348	2,402,209	348,459	158,303	7,642,224	5,348,802	3,113,979
1888	819,356	1,297,240	2,234,671	216,388	190,504	8,883,170	4,108,122	3,301,662
1889	827,494	1,343,223	3,220,067	398,293	197,580	8,602,172	4,157,993	3,951,298
1890	827,170	1,392,541	3,070,004	304,274	328,110	8,310,017	3,970,736	3,858,712
1891	709,846	1,337,898	2,828,832	316,626	313,767	9,501,017	4,039,034	3,948,166
1892	618,276	1,329,109	1,907,482	492,114	287,729	9,975,591	4,002,569	3,800,185
1893	512,790	1,300,546	1,996,568	408,787	327,148	10,525,465	4,568,743	3,699,523
1894	467,270	1,230,505	1,550,723	490,200	284,471	9,896,410	4,009,928	3,070,278
1895	344,123	1,100,556	2,055,441	681,755	251,926	8,873,669	4,218,168	3,677,400
1896	363,989	1,152,863	2,106,943	1,388,954	255,029	9,223,689	4,631,960	3,422,893
1897	397,902	1,198,098	1,895,884	1,590,747	260,842	9,276,534	4,051,361	3,558,175
1898	611,522	1,363,676	8,125,595	1,302,194	366,977	9,419,876	4,710,794	4,362,922
1899	778,047	1,447,121	10,412,460	1,367,725	480,414	10,589,998	5,984,188	3,630,735
1900	841,517	1,502,084	8,360,603	1,405,467	517,640	11,519,064	6,506,569	4,889,202
1901	920,040	1,663,739	8,070,496	1,110,654	669,839	13,835,672	6,927,992	5,373,907
1902	1,439,358	1,661,667	4,287,727	1,421,265	863,646	13,841,362	7,451,759	6,288,613
1903	2,341,680	1,953,832	5,456,136	1,193,298	890,745	16,467,541	8,119,726	6,837,480
1904	2,268,885	2,190,385	7,014,448	1,744,191	1,014,713	20,911,153	8,542,978	6,938,935
1905	1,809,639	2,432,298	8,005,414	1,655,648	1,263,828	21,294,427	8,350,661	6,502,387
1906	2,103,704	2,719,643	7,852,805	2,483,328	995,731	20,499,798	9,568,346	8,791,991
1907*	2,143,058	2,300,361	7,052,568	1,586,563	510,006	18,693,380	9,500,337	7,264,494
1908	1,619,574	3,358,964	11,310,276	2,756,518	871,169	31,214,236	16,697,830	6,730,418
1909	1,285,888	3,493,019	7,317,997	2,042,552	481,875	28,326,015	11,620,080	7,114,427

* Nine months.

SESSIONAL PAPER No. 10c

PROGRESS OF CANADA—Continued.

COMMERCE—Continued.

FOR CONSUMPTION.

Drugs, Dyes, Chemicals, Medicines, &c.		Earthenware and Chinaware.	Electric Apparatus.	Fancy Goods.	Fish:	Flax, Hemp, Jute and Manufactures of.		Fiscal years.
Dutiable.	Free.					Dutiable.	Free.	
\$	\$	\$	\$	\$	\$	\$	\$	
								1868
								1869
								1870
								1871
								1872
								1873
606,689	929,983	611,555		3,337,559	1,515,578	1,302,352	646,999	1874
648,502	833,517	5 3,474		3,363,374	1,482,959	1,748,509	374,480	1875
607,735	606,537	430,888		2,401,811	1,396,379	1,221,243	219,526	1876
630,561	833,464	421,724		1,770,709	1,242,925	1,355,315	391,716	1877
745,202	743,111	483,813		1,687,521	1,126,259	1,384,835	278,706	1878
752,054	684,428	392,373		1,343,161	1,040,168	1,153,029	206,529	1879
622,131	894,613	322,333		463,931	965,701	1,178,065	346,267	1880
777,264	1,027,332	439,029	12,001	703,220	991,131	1,448,147	378,046	1881
859,523	1,057,089	646,734	44,047	2,001,237	1,069,462	1,679,002	531,661	1882
945,515	1,315,438	657,886	78,880	2,196,673	1,338,182	1,554,327	708,540	1883
1,106,779	1,263,831	544,586	103,137	1,723,100	1,397,067	1,310,855	571,724	1884
1,136,794	1,270,639	511,853	93,429	1,616,801	959,405	1,392,852	678,600	1885
1,077,263	1,261,418	599,269	68,850	1,441,819	758,611	1,340,079	624,159	1886
1,316,212	1,263,992	750,691	112,278	2,103,509	784,373	1,528,099	714,702	1887
1,227,438	1,269,906	697,082	194,788	1,812,929	865,365	1,366,180	1,272,420	1888
1,179,018	1,332,887	697,949	251,135	1,897,418	889,903	1,493,686	1,523,851	1889
1,227,960	1,339,170	695,206	373,102	1,867,231	920,566	1,417,253	1,057,008	1890
1,280,732	1,463,866	634,907	469,046	1,523,359	1,103,666	1,437,389	1,265,399	1891
1,377,343	1,563,879	748,810	640,628	1,639,092	1,132,314	1,551,093	1,236,941	1892
1,380,185	1,784,455	709,737	690,065	1,726,979	1,013,505	1,621,719	1,563,122	1893
1,140,953	1,619,835	695,514	509,023	1,658,427	1,204,117	1,419,503	838,064	1894
983,269	1,712,773	547,935	380,784	1,487,332	1,009,284	1,339,897	1,023,855	1895
1,092,873	1,856,567	575,493	304,826	1,464,742	854,356	1,526,171	1,217,567	1896
1,125,720	1,792,033	595,822	458,699	1,486,806	736,117	1,267,473	1,049,833	1897
1,298,827	2,339,962	675,874	442,022	1,791,189	791,170	1,412,336	1,193,439	1898
1,528,732	2,349,194	916,727	553,954	1,826,882	883,531	1,754,564	1,534,388	1899
1,583,057	2,461,709	959,526	871,312	1,898,114	1,068,914	1,830,891	1,763,182	1900
1,835,597	3,143,034	1,114,677	919,854	1,936,725	883,857	1,913,070	1,595,448	1901
1,802,279	3,645,246	1,275,092	1,372,916	2,218,708	1,055,025	1,981,871	2,377,968	1902
1,880,712	4,011,608	1,406,610	1,649,001	2,703,134	1,277,513	2,185,442	2,134,600	1903
2,015,024	3,823,973	1,611,356	2,406,912	3,070,759	1,496,541	2,417,240	1,932,394	1904
2,072,244	4,076,064	1,636,214	2,849,979	3,068,788	1,358,429	2,507,503	1,897,531	1905
2,332,368	5,029,811	1,692,359	3,578,288	3,365,892	1,940,511	3,088,257	2,112,309	1906
1,962,291	4,441,375	1,422,880	2,556,738	2,638,020	1,578,436	2,846,548	1,682,523	1907
2,586,545	6,800,867	2,190,784	3,133,761	3,279,469	1,840,711	3,904,646	2,202,817	1908
2,262,870	6,870,262	1,716,887	2,101,492	2,817,818	1,578,676	2,450,204	1,518,452	1909

9-10 EDWARD VII., A. 1910
STATISTICAL RECORD OF THE

TRADE AND

PRINCIPAL IMPORTS

Fiscal years.								
	Fruits.	Furs and Mfrs. of	Glass and Mfrs. of	Gutta-percha, India-rubber and Mfrs. of		Hats, Caps and Bonnets, &c.	Hides and Skins other than Fur.	Leather and Mfrs. of.
				Dutiable.	Free.			
	\$	\$	\$	\$	\$	\$	\$	\$
1868								
1869								
1870								
1871								
1872								
1873								
1874	1,033,230	701,640	1,187,152	195,156	283,951	984,038	1,458,325	1,587,199
1875	1,416,224	783,288	1,092,999	232,339	277,196	1,028,962	1,827,539	1,608,962
1876	1,065,362	452,389	902,208	200,841	82,020	866,651	1,630,002	1,152,274
1877	1,333,939	426,555	781,625	227,329	210,624	934,297	1,151,607	1,340,456
1878	1,266,478	382,537	898,341	244,871	187,234	1,077,682	1,207,300	1,217,212
1879	1,174,620	313,387	659,833	237,111	133,214	956,550	1,202,890	997,453
1880	834,103	454,151	651,107	452,280	206,272	997,475	1,761,084	871,389
1881	1,179,688	867,521	890,849	497,362	320,102	1,246,019	2,212,653	1,108,226
1882	1,473,150	1,123,638	1,186,947	556,182	537,715	1,307,125	2,216,763	1,456,508
1883	2,120,624	1,267,721	1,178,796	675,448	351,058	1,405,363	1,986,294	1,530,563
1884	2,045,872	983,515	1,000,543	703,591	405,923	1,158,304	1,431,848	1,105,552
1885	1,617,091	1,033,149	1,022,817	761,956	420,867	1,118,870	1,788,914	1,185,192
1886	1,613,414	1,047,181	1,145,794	723,406	405,316	1,220,892	1,751,446	1,380,044
1887	1,681,870	1,234,685	1,270,720	807,540	451,582	1,378,557	1,975,453	1,366,021
1888	1,949,314	1,223,865	1,198,199	793,123	617,426	1,362,686	1,635,083	1,248,249
1889	2,248,395	1,261,167	1,197,944	841,013	763,301	1,326,141	1,597,632	1,231,207
1890	2,587,367	1,105,820	1,232,710	925,080	587,347	1,290,932	1,712,012	1,175,122
1891	2,587,498	1,022,470	1,247,692	806,237	801,063	1,359,307	2,022,810	946,398
1892	2,536,705	1,336,157	1,257,858	684,633	731,957	1,303,836	1,837,102	1,091,213
1893	2,367,566	1,520,561	1,219,543	696,690	879,001	1,415,205	2,045,175	1,233,004
1894	2,740,687	1,390,997	1,209,203	519,296	978,689	1,321,359	1,895,232	970,577
1895	2,522,943	1,124,358	1,120,986	410,609	749,463	1,358,206	1,966,620	1,215,626
1896	2,601,000	1,211,624	1,105,577	350,133	1,121,312	1,482,424	1,964,251	1,252,144
1897	2,272,449	901,571	1,139,764	317,975	1,182,490	1,328,834	2,427,030	1,377,545
1898	2,846,440	891,389	1,024,706	403,231	1,732,669	1,559,864	3,501,382	1,658,277
1899	3,092,607	1,563,020	1,343,058	492,129	1,850,955	1,680,760	3,877,991	1,695,111
1900	3,480,156	2,106,632	1,658,694	536,071	2,314,273	1,839,087	4,219,399	1,879,333
1901	3,873,489	2,385,181	1,575,619	609,891	1,986,913	1,927,383	4,120,443	1,728,049
1902	4,481,801	2,970,754	1,938,808	771,426	1,656,275	2,018,023	5,086,052	1,810,261
1903	4,714,032	3,307,730	2,084,451	990,062	1,824,705	2,113,579	5,662,744	1,912,802
1904	4,658,056	3,405,200	1,984,694	994,162	2,514,354	2,486,782	4,916,222	2,204,000
1905	5,158,858	4,164,415	1,948,969	816,787	2,728,543	2,581,357	5,240,717	2,642,437
1906	6,322,490	4,782,697	2,673,013	771,895	2,777,979	2,688,787	6,811,207	3,003,429
1907*	5,763,567	4,021,019	2,114,689	594,671	2,448,012	2,467,761	5,843,511	2,859,395
1908	8,831,833	4,370,700	2,955,836	898,124	3,329,348	3,003,213	4,908,871	3,750,568
1909	8,509,940	3,669,542	2,258,020	901,575	2,485,073	2,595,060	5,218,108	3,116,322

*9 months.

SESSIONAL PAPER No. 10c

PROGRESS OF CANADA—*Continued.*COMMERCE—*Continued.*FOR CONSUMPTION—*Continued.*

Metals and Minerals and Manufactures of.

Total Metals and Minerals and Mfrs. of.		Brass and Mfrs. of.	Copper and Mfrs. of.	Iron and Steel and Mfrs. of.		Tin and Mfrs. of.	Oils.	Fiscal years.
Dutiable.	Free.			Dutiable.	Free.			
\$	\$	\$	\$	\$	\$	\$	\$	
.....	
12,289,235	9,956,875	82,853	159,204	11,903,866	9,011,245	115,487	800,862	1868
11,236,340	9,187,418	83,388	102,940	10,809,395	8,346,268	80,165	897,614	1869
7,799,075	6,402,117	85,176	116,231	7,439,710	5,631,840	88,510	654,634	1870
8,001,876	4,453,274	115,245	128,350	6,868,392	3,675,520	602,169	793,757	1871
7,415,110	3,309,174	125,319	134,339	6,367,253	2,682,409	504,125	862,722	1872
6,869,402	2,319,845	123,068	157,496	5,749,120	1,872,728	525,786	792,664	1873
8,233,325	3,346,156	224,705	125,191	6,452,653	3,202,667	810,971	861,452	1874
10,337,495	4,516,244	276,958	160,329	7,900,514	4,357,605	1,185,630	1,024,447	1875
14,359,869	5,523,897	362,581	222,219	12,030,605	4,748,813	1,348,629	1,158,831	1876
15,799,341	6,949,043	428,483	267,414	13,879,223	5,557,335	1,274,150	1,482,973	1877
11,969,834	5,098,295	393,544	235,510	10,464,227	3,822,360	1,018,493	1,250,082	1878
9,154,071	4,257,749	377,391	183,485	7,823,070	2,946,237	1,060,882	1,298,091	1879
9,535,318	3,655,728	412,662	226,389	8,128,827	2,292,262	1,117,368	1,338,837	1880
11,517,649	4,250,317	480,631	327,872	9,879,520	2,726,665	1,187,282	1,377,983	1881
10,582,477	3,553,916	548,010	305,781	8,953,773	2,017,965	1,164,273	1,269,018	1882
11,489,327	4,315,264	536,650	405,504	9,831,558	2,564,995	1,243,794	1,315,910	1883
12,561,240	4,841,884	554,545	484,189	10,715,181	2,643,480	1,289,756	1,490,586	1884
12,181,719	5,549,331	603,078	563,522	10,157,290	3,638,282	1,206,918	1,779,234	1885
11,983,713	4,802,145	537,771	437,894	10,139,038	2,214,811	1,594,205	1,540,581	1886
12,233,497	4,860,639	514,171	476,493	10,265,989	2,491,161	1,274,866	1,532,044	1887
10,338,702	4,370,789	457,913	281,801	8,842,241	2,130,200	1,310,389	1,374,324	1888
8,945,689	3,377,741	463,340	258,625	7,569,775	1,307,136	973,398	1,379,176	1889
10,065,540	4,393,519	543,001	294,817	8,607,759	1,507,324	1,237,684	1,619,609	1890
10,152,944	4,621,420	525,486	270,262	8,781,463	1,967,420	1,274,108	1,491,274	1891
14,683,424	6,993,240	622,659	868,360	12,901,474	3,914,381	1,550,851	1,442,195	1892
17,968,925	7,223,503	826,186	798,386	15,878,704	4,280,276	1,372,813	1,612,096	1893
24,811,760	11,744,272	935,895	1,271,659	22,474,769	7,083,647	2,418,455	1,895,505	1894
21,332,026	12,769,027	920,260	1,103,407	19,093,092	8,087,273	2,339,109	2,159,171	1895
26,742,577	14,456,975	1,111,740	1,507,364	24,334,292	8,942,810	2,293,958	2,436,241	1896
33,929,562	17,630,940	1,320,294	1,544,264	31,127,638	11,163,331	2,712,186	3,004,424	1897
35,454,896	16,266,638	1,385,687	1,462,320	32,394,068	9,954,401	2,389,557	3,425,855	1900
34,733,578	19,128,697	1,472,866	2,042,429	31,464,244	10,900,432	2,791,757	3,652,220	1905
42,304,375	17,506,750	1,936,578	3,102,157	38,311,201	6,661,067	3,336,948	3,448,557	1906
42,066,747	15,824,045	1,969,506	3,066,571	38,248,763	6,087,377	2,719,813	2,797,940	1907*
55,846,507	23,768,392	2,362,209	3,363,657	50,436,227	11,616,514	4,059,281	4,067,723	1908
36,482,298	17,957,527	1,661,523	2,469,646	32,371,157	8,346,604	2,985,361	4,681,679	1909

9-10 EDWARD VII., A. 1910
STATISTICAL RECORD OF THE

Fiscal years.	TRADE AND							
	PRINCIPAL IMPORTS							
	Paints and Colours.	Paper and Mfrs. of.	Provisions.	Seeds.	Settlers' Effects.	Silk and Mfrs. of.		Spirits and Wines.
						Dutiable.	Free.	
	\$	\$	\$	\$	\$	\$	\$	\$
1868								
1869								
1870								
1871								
1872								
1873								
1874	496,572	779,253	1,917,021	219,982	1,240,618	2,180,801	17,851	2,378,428
1875	736,977	775,133	2,346,408	175,562	1,358,296	2,403,395	30,651	1,622,938
1876	570,697	590,228	1,690,200	135,286	962,623	1,468,643	22,369	1,922,504
1877	683,237	624,633	1,520,992	224,468	886,864	1,286,044	38,107	1,280,126
1878	551,459	614,694	1,258,991	260,078	803,506	1,528,091	52,650	1,242,474
1879	552,857	712,428	792,792	258,329	724,847	1,621,218	55,827	1,378,584
1880	560,556	805,934	1,076,422	232,274	770,216	1,816,375	84,300	908,756
1881	479,307	990,379	1,530,460	141,360	877,913	2,295,255	124,884	1,221,212
1882	553,988	1,225,339	2,113,449	226,795	1,557,246	2,583,039	184,032	1,508,133
1883	615,920	1,287,800	2,520,968	236,247	1,698,735	2,302,459	194,618	1,699,421
1884	545,648	1,014,994	2,204,851	286,849	1,712,952	1,726,110	134,912	1,480,904
1885	587,034	997,908	2,017,890	262,300	1,550,454	1,851,178	156,235	1,455,044
1886	608,987	1,088,145	1,432,119	398,155	1,336,717	1,909,533	174,408	1,363,174
1887	607,439	1,216,795	1,252,370	417,084	1,469,796	2,278,137	172,382	1,145,811
1888	638,969	1,160,858	1,616,317	436,979	1,669,327	2,139,130	180,443	1,262,460
1889	636,545	1,132,544	2,456,607	699,193	1,797,112	2,204,485	176,374	1,358,105
1890	706,705	1,221,473	2,110,011	483,927	1,810,217	2,155,060	206,324	1,474,379
1891	626,518	1,142,313	1,402,385	428,449	1,778,556	2,047,574	190,354	1,445,898
1892	643,816	1,216,887	1,034,488	603,588	2,024,918	2,034,028	278,066	1,415,316
1893	668,528	1,187,470	747,675	478,221	2,223,269	2,236,272	229,299	1,430,171
1894	630,528	1,015,652	922,352	600,177	3,322,499	1,949,553	219,849	1,367,707
1895	537,457	975,929	674,323	566,248	2,540,681	1,675,151	138,080	1,161,679
1896	670,387	1,006,598	700,826	714,915	2,188,975	1,776,145	200,742	1,223,390
1897	614,435	1,002,941	702,884	612,956	2,233,730	1,486,068	151,486	1,306,722
1898	758,670	1,136,432	1,499,804	568,370	2,828,675	2,000,527	241,884	1,312,246
1899	888,122	1,263,556	1,710,355	1,551,221	2,805,956	2,932,556	279,032	1,564,959
1900	1,027,121	1,408,209	1,906,303	1,924,660	3,065,410	3,185,369	291,153	1,741,711
1901	926,515	1,803,928	2,345,694	1,322,227	3,740,630	3,108,826	277,521	1,921,518
1902	1,150,541	1,946,126	2,257,535	2,399,097	4,580,481	3,430,188	369,043	1,995,938
1903	1,369,134	2,110,364	1,714,168	1,941,606	6,442,724	3,793,114	386,437	2,211,501
1904	1,263,176	2,619,033	1,746,974	1,015,177	6,758,913	3,715,037	389,273	2,458,503
1905	1,498,691	2,963,618	1,553,045	783,557	7,684,659	4,379,401	462,217	2,548,108
1906	1,380,427	3,176,129	3,028,744	2,133,759	9,254,511	4,331,352	473,633	2,762,280
*1907	1,087,829	2,644,510	2,647,249	4,052,212	5,773,378	3,450,373	356,180	2,358,881
1908	1,546,133	4,042,500	3,788,733	1,709,957	10,682,490	4,811,025	480,900	3,446,030
1909	1,156,298	3,651,318	3,983,424	1,292,339	7,721,599	4,275,694	400,600	3,330,583

* 9 months.

SESSIONAL PAPER No. 10c

PROGRESS OF CANADA—Continued.

COMMERCE—Continued.

FOR CONSUMPTION—Concluded.

Sugar, Molasses, &c.	Tea.	Tobacco.	Vegetables.	Wood and Mfrs. of.		Wool and Mfrs. of.		Fiscal years.
				Dutiable.	Free.	Dutiable.	Free.	
§	§	§	§	§	§	§	§	
.....	1868
.....	1869
.....	1870
.....	1871
.....	1872
.....	1873
6,127,628	3,454,838	1,724,020	63,396	977,137	1,435,435	13,323,062	956,557	1874
5,918,665	3,480,707	1,623,380	89,613	952,328	871,968	13,539,480	1,376,165	1875
6,009,793	4,229,769	1,391,758	88,550	802,925	696,360	8,679,759	707,573	1876
6,105,560	3,514,678	1,218,828	71,128	911,669	877,137	8,996,002	896,776	1877
7,126,951	2,597,847	1,044,081	83,867	878,776	914,281	8,617,362	1,106,995	1878
6,509,703	3,011,381	1,136,619	77,798	745,957	594,053	7,063,488	841,315	1879
4,586,471	2,750,460	1,029,791	102,752	568,411	445,729	6,296,699	1,684,761	1880
6,074,150	3,585,973	1,180,635	100,608	971,216	693,552	8,742,024	1,598,877	1881
5,982,659	3,840,477	1,626,436	127,185	1,539,185	1,354,459	10,177,704	1,843,857	1882
6,443,866	3,568,952	1,533,676	181,570	2,275,845	1,506,763	10,112,592	2,054,107	1883
6,632,500	3,182,196	2,125,791	231,329	1,213,570	1,318,658	8,411,492	1,170,844	1884
5,939,881	3,573,330	1,823,665	173,290	977,444	1,174,35	9,057,833	1,342,405	1885
5,307,759	4,229,493	2,017,611	174,423	1,039,860	910,731	9,332,392	1,785,828	1886
5,573,628	3,422,830	1,705,438	201,684	1,143,875	939,158	11,835,243	1,877,466	1887
6,061,185	3,054,706	1,717,039	190,075	1,272,299	939,911	9,842,503	1,331,540	1888
6,902,837	3,006,655	1,546,423	204,466	1,461,430	998,040	10,414,963	1,617,120	1889
6,452,634	3,073,643	1,642,986	269,524	1,574,646	1,217,441	11,017,261	1,750,226	1890
6,366,230	2,981,415	1,974,815	229,794	1,296,400	1,802,455	9,962,846	1,446,655	1891
10,050,563	3,659,940	1,987,534	239,099	1,217,098	1,130,750	10,341,309	1,728,612	1892
7,619,329	2,975,452	2,008,300	220,631	1,168,042	1,146,223	10,946,586	1,686,703	1893
9,440,584	3,039,937	2,034,303	233,440	993,740	1,666,315	9,493,629	1,125,780	1894
8,535,756	3,115,025	1,619,429	210,795	838,276	1,665,229	7,952,932	1,183,325	1895
6,052,512	3,252,133	1,606,074	219,683	932,577	1,969,043	8,670,691	1,265,876	1896
8,560,824	3,310,358	2,335,520	221,081	949,721	2,050,183	7,125,748	930,545	1897
5,605,819	2,721,189	685,015	289,297	952,630	2,543,578	7,985,866	2,019,091	1898
6,795,816	3,511,728	2,170,576	335,186	1,140,836	2,929,608	9,803,203	1,506,027	1899
8,605,050	3,604,027	1,904,799	402,430	1,372,404	3,624,039	9,801,565	1,754,712	1900
9,316,532	3,176,795	2,158,776	441,139	1,427,457	3,509,615	9,944,105	1,413,344	1901
8,862,531	2,940,397	2,413,404	417,407	1,617,155	4,274,209	10,946,856	1,660,499	1902
7,957,904	3,464,739	2,867,564	704,423	1,922,409	5,064,061	13,561,915	1,517,360	1903
8,868,252	4,696,442	3,006,657	694,407	2,425,839	6,967,014	15,159,383	1,635,210	1904
9,916,854	3,670,940	2,979,404	966,131	2,521,681	6,015,007	15,572,911	1,956,504	1905
11,736,112	3,665,781	3,425,422	786,494	2,621,735	6,015,589	17,451,833	1,899,096	1906
7,297,724	3,183,993	3,537,013	515,951	2,150,802	5,822,969	14,850,494	1,263,194	1907*
11,948,629	4,343,601	4,233,648	1,094,460	3,188,161	10,031,548	20,962,753	1,931,795	1908
13,939,897	5,080,278	4,169,310	1,016,248	2,504,135	6,282,035	15,833,267	1,529,083	1909

9-10 EDWARD VII., A. 1910

STATISTICAL RECORD OF THE

Fiscal years.	TRADE AND							
	EXPORTS OF CANA							
	THE MINE.							
	Asbestos.		Coal.		Copper.		Lead.	
	Quantity.	Value.	Quantity.	Value.	Quantity.	Value.	Quantity.	Value.
	Tons.	\$	Tons.	\$	Lbs.	\$	Lbs.	\$
1868			265,335	640,708	11,150,000	394,220	112,000	93
1869			440,308	763,262	19,810,000	516,630	26,000	17
1870			286,707	588,799	10,872,000	271,221		
1871			318,287	662,451	6,246,000	120,121	8,000	208
1872			322,283	733,083	8,922,000	103,990	12,000	340
1873			404,757	951,886	5,176,000	166,525		
1874			418,357	1,343,739	6,296,000	135,077	120,000	2,070
1875			288,176	937,923	4,890,000	143,011	8,000	60
1876			277,832	977,188	4,460,000	352,035	358,000	7,516
1877			249,536	855,968	2,626,000	264,412	14,000	50
1878			340,127	1,210,689	1,308,000	119,629	18,000	720
1879			315,793	937,268	196,000	19,762		
1880			344,694	1,013,899	11,766,000	150,799	4,000	230
1881			420,055	1,123,091	39,604,000	150,412		
1882			421,311	1,078,704	89,488,000	139,245		
1883			430,081	1,087,411	8,804,000	150,479	4,000	32
1884			451,631	1,201,172	3,354,000	214,044		5
1885			479,706	1,468,166	2,514,000	246,230	8,000	36
1886			493,508	1,416,160	10,448,000	291,397		
1887			527,064	1,522,272	10,534,000	181,545		
1888	3,428	228,355	563,341	1,730,466	4,036,000	146,485	20,000	724
1889	4,649	323,886	645,515	2,232,151	2,687,020	202,784		18
1890	6,563	444,159	715,364	2,447,936	5,088,331	244,337	8,000	2,000
1891	7,022	513,909	833,684	2,916,465	10,994,498	505,196		
1892	7,316	514,412	945,125	3,195,467	4,477,203	216,603	62,000	5,200
1893	5,898	396,718	998,232	3,114,558	7,317,142	395,819	150,000	2,329
1894	6,229	339,756	995,998	3,321,565	1,193,574	88,352	3,312,619	65,337
1895	8,593	493,075	1,110,567	3,578,195	3,443,458	222,657	18,058,806	333,763
1896	9,588	482,679	1,025,060	3,249,069	3,575,482	194,771	20,301,428	408,625
1897	10,969	510,916	1,102,067	3,330,017	10,130,317	550,462	30,123,504	524,181
1898	18,424	510,368	1,082,123	3,273,415	13,926,968	864,778	43,957,021	1,008,147
1899	14,520	453,176	1,140,840	3,562,794	8,470,628	922,979	34,047,494	895,349
1900	18,164	490,909	1,641,031	4,599,602	13,827,495	1,387,388	20,165,301	688,691
1901	26,715	864,573	1,888,538	5,307,060	26,345,776	2,659,261	65,602,338	2,517,084
1902	33,072	1,131,202	1,817,534	4,867,088	30,390,616	2,990,362	30,613,904	889,318
1903	30,661	955,405	1,979,951	5,452,434	29,631,888	2,907,705	16,277,956	384,077
1904	34,636	984,836	1,646,505	4,346,660	44,695,291	4,504,040	16,195,618	347,740
1905	41,127	1,311,524	1,615,322	3,930,802	38,557,970	4,857,525	51,989,401	1,187,132
1906	57,075	1,578,137	1,820,511	4,643,198	44,282,348	7,148,633	19,531,240	678,041
*1907	41,008	1,206,776	1,285,346	3,346,402	26,120,034	5,127,953	18,519,817	639,479
1908	59,033	1,730,575	1,877,258	4,810,284	56,944,190	7,879,761	27,895,514	1,088,125
1909	59,707	1,757,648	1,613,892	4,605,221	54,826,721	6,406,528	12,032,364	380,381

* 9 months.

SESSIONAL PAPER No. 10c

PROGRESS OF CANADA—Continued.

COMMERCE—Continued.

DIAN PRODUCE.

THE FISHERIES.									Fiscal years.
Gold.	Silver.	Codfish, Dry Salted.		Lobsters, Canned.		Salmon, Canned.			
		Quantity.	Value.	Quantity.	Value.	Quantity.	Value.		
\$	\$	Cwt.	\$	Lbs.	\$	Lbs.	\$		
15,814		603,510	1,955,070			269,492	45,765	1868	
174,806		1,661,457	1,793,639			442,476	78,424	1869	
131,145		500,667	2,055,692				74,481	1870	
163,037	595,261	509,399	2,370,569			599,758	109,759	1871	
1,234,440	1,379,380	694,181	2,595,057				82,042	1872	
1,035,254	1,088,642	677,077	2,664,395	1,973,376	323,020		62,847	1873	
1,073,922	407,835	781,530	2,657,287	4,330,180	523,533	1,343,966	204,440	1874	
1,605,790	443,443	658,735	2,697,537	4,533,107	592,671	1,545,775	250,765	1875	
1,472,471	581,378	629,347	2,976,689	4,574,967	571,902	763,220	96,475	1876	
1,189,075	122,695	734,971	3,250,557	6,108,726	669,503	585,527	81,691	1877	
1,031,509	103,681	774,665	3,189,336	8,105,871	926,589	3,327,400	407,711	1878	
944,095	637,000	806,889	3,195,331	10,471,638	1,103,960	4,965,008	614,817	1879	
1,086,994	149,146	939,096	3,561,141	8,791,779	917,987	2,892,141	302,725	1880	
767,318	34,494	943,304	3,164,665	13,295,502	1,347,901	2,844,183	297,992	1881	
930,151	15,110	872,423	3,387,811	14,809,152	1,431,741	7,488,020	897,172	1882	
911,383	14,200	725,334	3,653,083	15,106,980	1,478,895	10,977,223	1,156,223	1883	
952,131	12,920	850,582	3,739,600	10,818,187	1,145,644	7,348,417	802,017	1884	
999,007	7,539	847,703	3,053,321	14,584,890	1,653,178	5,040,940	510,893	1885	
1,210,864	25,137	761,222	2,384,500	14,094,572	1,662,992	4,087,223	413,817	1886	
1,017,401	24,937	819,716	2,524,531	12,772,577	1,379,243	5,335,019	602,465	1887	
810,352	299,420	782,210	3,101,388	11,344,442	1,220,523	8,303,190	918,823	1888	
623,479	168,265	708,366	3,075,483	9,262,809	1,095,763	6,738,473	752,821	1889	
657,022	201,615	722,540	3,014,275	8,001,355	997,654	17,924,054	2,069,736	1890	
554,126	238,367	731,778	3,119,530	12,000,736	1,750,750	15,935,710	1,745,140	1891	
316,177	193,441	689,482	3,146,799	10,219,868	1,655,062	12,368,159	1,254,579	1892	
247,868	65,406	711,837	3,009,816	12,618,662	1,780,259	8,219,518	870,378	1893	
318,258	423,707	710,167	3,146,676	13,501,490	2,073,335	24,042,111	2,386,696	1894	
612,729	651,737	795,944	3,327,411	12,287,162	1,828,981	20,524,350	2,009,413	1895	
1,099,053	1,595,548	763,825	3,076,192	14,490,459	2,146,309	22,481,633	2,536,755	1896	
2,804,101	2,613,173	713,450	2,698,605	11,314,069	2,075,155	27,961,895	2,856,127	1897	
3,587,953	3,519,786	712,566	2,580,312	11,918,800	2,290,872	41,646,995	3,430,645	1898	
3,272,702	2,630,281	686,012	2,702,554	11,037,153	2,320,060	25,942,171	2,407,481	1899	
14,148,543	1,354,053	737,177	2,994,683	10,471,838	2,372,859	37,012,280	2,883,330	1900	
24,445,156	2,420,750	732,944	2,761,481	11,178,647	2,283,930	35,343,424	2,889,480	1901	
19,668,015	2,055,428	759,168	3,161,674	10,154,587	2,149,395	49,302,654	5,012,738	1902	
16,437,528	1,802,690	810,175	3,336,900	11,539,142	2,591,585	23,322,492	2,589,660	1903	
18,715,539	1,865,528	628,040	2,755,927	10,683,919	2,519,816	15,725,397	1,772,126	1904	
15,208,380	2,098,778	565,683	2,922,302	11,723,246	2,754,598	12,948,618	1,679,014	1905	
12,991,916	4,310,528	607,681	3,496,596	11,144,402	3,010,203	45,978,123	4,943,413	1906	
7,226,954	5,507,259	554,087	3,049,203	5,168,155	1,368,927	15,352,410	1,992,011	1907*	
8,817,041	10,755,599	637,139	3,678,916	9,474,832	2,651,513	22,525,089	2,897,719	1908	
7,293,420	13,284,094	682,953	3,295,341	9,298,457	2,755,034	18,121,401	2,468,479	1909	

9-10 EDWARD VII., A. 1910
STATISTICAL RECORD OF THE

TRADE AND								
EXPORTS OF CANA								
THE								
Fiscal years.	Logs.		Lumber.					
			Deals, Pine.		Deals, Spruce and Other.		Planks and Boards.	
	Quantity.	Value.	Quantity.	Value.	Quantity.	Value.	Quantity.	Value.
	M. Ft.	\$	St. Hd.	\$	St. Hd.	\$	M. Ft.	\$
1868	170,489	146,396	3,989,761			671,025	6,640,689
1869	96,347	187,117	5,293,583			677,859	6,690,956
1870	112,115	160,057	4,921,417			846,882	8,256,599
1871	17,128	84,465	141,411	4,862,892			829,550	8,355,874
1872	13,199	64,347	174,483	5,113,978			898,209	8,724,395
1873	13,177	86,701	152,889	6,141,960			901,734	11,357,099
1874	9,549	50,272	331,716	7,894,889			911,794	9,221,141
1875	5,530	24,314	210,055	8,374,038			579,686	6,224,781
1876	9,360	33,942	223,963	7,728,134			421,664	4,647,470
1877	15,634	68,477	254,107	8,137,270			425,220	4,513,407
1878	21,384	84,779	252,658	7,638,042			437,900	4,375,152
1879	25,031	94,777	199,283	5,017,852			446,026	4,119,196
1880	34,045	134,037	213,613	5,775,634			681,202	5,880,281
1881	37,832	196,074	260,305	8,676,768			652,621	7,101,532
18-2	46,835	283,135	263,594	7,945,501			699,777	8,267,862
1883	44,184	262,552	266,068	8,656,541			632,148	8,022,095
1884	45,969	229,870	286,214	8,595,623			670,701	8,439,994
1885	47,829	225,858	83,941	3,293,732	127,663	3,091,545	665,900	8,053,878
1886	66,293	313,965	84,105	3,651,449	160,872	4,001,379	585,203	6,637,878
1887	66,734	346,638	82,916	3,446,629	167,056	4,043,475	580,827	7,007,437
1888	72,204	390,859	60,042	2,344,771	161,970	3,947,644	641,392	7,787,516
1889	93,853	577,095	57,144	2,270,133	165,361	4,295,708	721,900	8,342,470
1890	103,529	682,529	94,062	3,775,021	199,365	5,374,131	697,218	7,931,955
1891	105,464	739,216	81,780	2,891,798	186,442	4,817,322	775,793	8,626,912
1892	149,882	1,115,923	64,945	2,429,870	159,732	4,039,301	713,291	8,650,353
1893	198,613	1,517,157	70,104	3,114,822	181,608	4,647,453	854,446	9,646,683
1894	340,546	2,861,252	65,654	2,751,069	219,724	5,567,631	668,591	7,947,001
1895	283,732	2,233,415	60,518	2,311,915	208,068	5,271,898	667,723	7,407,584
1896	205,227	1,731,321	84,194	3,037,791	223,432	5,579,746	818,529	8,513,419
1897	261,863	2,121,428	67,751	3,266,087	262,946	7,094,485	1,074,181	10,817,912
1898	210,641	1,800,317	78,223	3,814,947	292,743	7,918,366	514,609	5,611,537
1899	189,209	1,569,411	91,571	4,129,638	295,355	7,848,437	649,048	6,876,223
1900	88,407	760,410	71,574	3,276,516	307,637	8,287,960	842,454	9,611,278
1901	137,781	1,055,551	70,572	2,837,828	338,593	8,174,304	735,695	9,360,505
1902	75,757	565,840	66,191	3,164,552	242,636	7,451,148	934,082	12,568,991
1903	51,893	434,128	87,318	3,652,467	251,806	8,315,454	954,241	14,005,788
1904	55,289	419,633	56,210	2,975,614	222,842	7,920,444	824,434	12,707,912
1905	69,372	479,776	40,463	2,076,922	207,605	6,898,769	922,811	13,849,275
1906	72,866	557,262	39,011	2,353,927	188,775	6,554,612	1,123,510	17,958,025
*1907	46,479	460,555	25,275	1,624,518	176,406	6,875,912	881,087	15,330,633
1908	71,323	699,138	25,220	1,666,672	177,087	6,670,673	1,090,559	21,087,569
1909	111,043	928,351	26,725	1,694,277	138,869	5,321,790	1,003,183	19,167,778

* 9 months.

SESSIONAL PAPER No. 10c

PROGRESS OF CANADA—Continued.

COMMERCE—Continued.

DIAN PRODUCE—Continued.

FOREST.

Shingles.		Wood Blocks for Pulp.		Timber—Square.				Fiscal years.
				Total.		White Pine.		
Quantity.	Value.	Quantity.	Value.	Quantity.	Value.	Quantity.	Value.	
M.	\$	Cords.	\$	Tons.	\$	Tons.	\$	
127,371	257,133			650,928	4,160,547	455,837	2,467,629	1868
118,547	235,083			631,311	4,481,509	431,814	2,655,257	1869
112,128	218,242				4,525,595	374,561	2,805,081	1870
118,815	238,411			568,806	5,628,630	356,364	3,349,161	1871
109,589	241,430			628,765	6,309,912	433,826	4,155,974	1872
118,924	303,064			567,375	6,216,128	380,554	3,973,518	1873
135,195	316,055			448,631	5,488,353	256,371	2,740,558	1874
112,524	274,549			568,284	6,593,507	349,173	3,544,255	1875
60,959	136,067			467,012	5,024,755	289,441	2,943,260	1876
49,434	99,843			651,192	7,066,158	412,094	4,235,480	1877
68,833	144,485			464,167	4,714,515	296,516	2,798,472	1878
79,073	149,346			210,511	1,922,737	127,478	1,086,078	1879
67,361	121,445			269,268	2,426,405	148,801	1,214,159	1880
93,313	188,444			523,633	5,905,586	334,153	3,524,317	1881
99,346	238,585			314,186	3,705,914	194,979	2,188,845	1882
100,411	283,530			351,113	4,717,356	213,999	2,852,908	1883
94,951	207,984			397,001	4,999,557	251,297	3,168,236	1884
79,176	183,732			281,064	3,414,286	173,223	2,019,310	1885
69,154	142,347			288,958	3,272,620	167,639	1,750,529	1886
71,933	151,128			170,988	2,192,385	104,560	1,331,033	1887
151,838	311,193			190,464	2,384,037	123,296	1,486,532	1888
193,467	404,680			227,861	3,128,431	149,671	2,014,506	1889
178,801	340,872		80,005	287,041	4,353,870	175,260	2,698,926	1890
208,918	438,929		188,998	221,709	3,084,290	139,285	1,959,197	1891
290,848	599,865		219,458	198,785	2,590,956	118,628	1,573,818	1892
371,377	755,813		386,092	178,363	2,451,374	97,656	1,368,971	1893
388,586	754,743		393,260	179,893	2,590,542	109,312	1,568,835	1894
360,985	687,391		468,009	125,957	1,824,259	70,263	1,037,696	1895
465,731	899,541		627,865	177,731	2,727,417	91,280	1,518,042	1896
683,554	1,201,366		711,152	165,433	2,289,068	88,467	1,283,693	1897
565,759	994,306		912,041	151,555	2,579,986	86,661	1,536,067	1898
564,090	976,153		842,086	175,286	2,475,675	97,693	1,356,654	1899
609,209	1,131,506		902,772	142,680	2,013,746	73,108	1,184,962	1900
623,089	1,145,450		1,397,019	125,119	1,929,945	49,394	891,359	1901
781,160	1,525,386		1,315,038	96,318	1,767,579	47,686	923,795	1902
798,277	1,610,143		1,558,560	125,581	2,531,664	58,632	1,310,557	1903
834,039	1,711,238	479,238	1,788,049	88,437	2,132,274	55,013	1,530,056	1904
799,222	1,620,567	593,624	2,600,814	69,616	1,513,873	38,680	995,870	1905
941,477	1,908,486	614,286	2,649,106	86,261	1,723,574	42,164	967,293	1906
636,372	1,340,854	452,846	1,998,805	64,205	1,474,975	32,967	841,799	*1907
1,090,600	2,547,985	901,861	4,655,371	59,823	1,520,005	33,018	998,298	1908
1,093,812	2,581,755	794,986	4,356,391	63,255	1,179,088	21,872	689,529	1909

9-10 EDWARD VII., A. 1910
STATISTICAL RECORD OF THE

Fiscal years.	TRADE AND							
	EXPORTS OF CANA							
	ANIMALS AND							
	Animals Living.						Furs Dressed and Undressed.	Hides and Skins, other than Fur.
	Cattle.		Horses.		Sheep.			
	Quantity.	Value.	Quantity.	Value.	Quantity.	Value.		
No.	\$	No.	\$	No.	\$	\$	\$	
1868	44,442	1,099,940	7,175	590,054	102,433	233,615	422,835	133,214
1869	65,251	1,427,761	10,355	859,174	195,682	454,568	367,557	290,298
1870	107,731	3,006,878	16,461	1,458,111	147,375	388,757	310,077	273,432
1871	79,613	2,278,554	15,293	1,437,464	313,619	829,362	315,622	212,161
1872	22,438	631,228	11,997	1,215,389	353,178	1,015,277	591,465	414,420
1873	25,637	655,594	8,782	922,233	315,832	957,721	935,973	525,094
1874	39,623	951,269	5,399	570,544	252,081	702,564	1,633,501	394,069
1875	38,968	823,522	4,382	460,672	242,438	637,561	1,324,006	365,793
1876	25,357	601,148	4,299	442,338	141,187	507,538	1,779,038	535,641
1877	22,656	715,750	8,306	779,222	209,899	583,020	1,322,757	515,332
1878	29,925	1,152,334	14,179	1,273,728	242,989	699,337	1,326,601	404,562
1879	46,569	2,096,696	16,629	1,376,794	308,093	988,045	1,191,356	416,516
1880	54,944	2,764,437	21,393	1,880,379	398,746	1,422,830	1,035,625	760,594
1881	62,277	3,464,871	21,993	2,094,037	354,155	1,372,127	1,983,096	445,699
1882	62,106	3,256,330	20,920	2,326,637	311,669	1,228,957	1,278,340	386,229
1883	66,396	3,898,028	13,019	1,633,291	308,474	1,388,056	1,087,523	479,140
1884	89,263	5,681,082	11,595	1,617,829	304,403	1,544,605	1,119,756	464,638
1885	143,003	7,377,777	11,978	1,554,629	335,043	1,261,071	1,626,826	621,626
1886	91,866	5,825,188	16,525	2,147,584	359,407	1,182,241	1,656,204	497,988
1887	116,274	6,486,718	18,779	2,268,833	443,495	1,592,167	1,715,302	617,695
1888	100,747	5,012,713	20,397	2,458,231	395,074	1,276,046	2,068,201	573,159
1889	102,919	5,708,126	17,767	2,170,722	360,131	1,263,125	1,836,277	478,506
1890	81,454	6,949,417	16,550	1,936,073	315,931	1,274,347	1,572,396	509,998
1891	117,761	8,772,499	11,658	1,417,244	299,347	1,146,465	1,429,229	508,925
1892	107,179	7,748,949	11,063	1,354,027	329,427	1,385,146	1,555,142	499,615
1893	107,224	7,745,083	13,219	1,461,157	360,509	1,247,855	1,483,083	460,460
1894	86,057	6,499,597	8,734	945,660	233,361	832,666	1,756,763	318,692
1895	93,802	7,120,823	14,744	1,312,676	291,751	1,624,587	1,575,554	962,388
1896	104,451	7,082,542	21,852	2,113,095	391,490	2,151,283	1,799,658	1,161,750
1897	161,369	7,159,388	17,993	1,710,922	313,410	1,002,011	1,694,306	1,562,613
1898	213,010	8,723,292	14,319	1,497,444	351,789	1,272,077	1,529,897	1,120,622
1899	211,847	8,522,835	12,384	898,063	405,322	1,540,857	1,555,287	1,268,485
1900	205,524	9,080,776	10,053	1,166,981	459,944	1,894,012	1,806,966	1,406,339
1901	169,279	9,064,562	7,609	910,273	394,681	1,625,702	1,645,831	2,227,215
1902	184,473	10,663,819	12,687	1,457,173	348,443	1,483,526	1,796,878	1,703,184
1903	176,780	11,342,632	3,878	595,921	401,443	1,655,681	2,398,498	1,971,880
1904	157,417	10,424,671	2,395	401,607	364,053	1,545,117	2,147,958	2,083,975
1905	167,102	11,360,969	2,659	450,900	288,313	1,400,710	2,380,583	2,865,192
1906	176,030	11,656,829	2,794	524,620	244,262	1,172,340	2,464,337	3,528,766
1907*	162,141	10,932,533	2,115	440,178	254,665	1,302,824	2,636,979	2,678,179
1908	150,993	9,301,184	2,276	516,134	227,001	1,196,624	2,507,392	3,643,429
1909	162,945	10,771,366	2,028	367,256	118,896	569,364	2,503,411	4,064,754

*9 months.

SESSIONAL PAPER No. 10c

PROGRESS OF CANADA—*Continued.*COMMERCE—*Continued.*DIAN PRODUCE.—*Continued.*

THEIR PRODUCE.

Provisions.						Wool.		Fiscal years.
Bacon and Hams.		Butter.		Cheese.				
Quantity.	Value.	Quantity.	Value.	Quantity.	Value.	Quantity.	Value.	
Lbs.	\$	Lbs.	\$	Lbs.	\$	Lbs.	\$	
9,446,900	783,481	17,865,310	2,427,662	4,503,370	549,572	1,605,635	444,195	1868
7,856,400	869,746	10,853,268	2,342,270	5,827,782	674,486	2,819,962	816,685	1869
17,524,300	1,553,323	12,260,887	2,353,570	8,271,439	1,109,906	2,442,692	770,299	1870
10,344,400	1,018,918	15,439,266	3,065,234	16,424,025	1,840,284	2,892,329	839,145	1871
12,543,900	999,156	19,068,448	3,612,679	19,483,211	2,280,412	3,126,572	1,371,738	1872
35,698,300	2,323,299	15,208,633	2,808,979	24,050,982	3,523,201	2,764,796	1,450,927	1873
18,069,400	1,587,463	12,233,046	2,620,305	32,342,030	3,886,226	2,647,498	983,846	1874
8,896,900	826,691	9,268,044	2,337,324	35,024,090	3,751,268	2,907,229	919,680	1875
8,059,300	839,105	12,250,066	2,540,894	35,930,524	3,748,575	2,476,484	933,601	1876
14,090,600	1,252,255	14,691,789	3,073,409	38,054,294	3,997,521	2,445,893	698,974	1877
5,688,224	477,932	13,066,626	2,382,237	46,414,035	3,790,300	3,013,587	707,319	1878
4,647,154	288,615	14,307,977	2,101,897	40,368,678	3,893,366	3,619,181	691,894	1879
9,572,342	533,998	18,535,362	3,058,069	49,255,523	5,510,443	3,619,181	920,923	1880
10,354,687	758,334	17,649,491	3,573,034	50,807,049	5,500,868	1,404,123	404,683	1881
9,829,624	1,071,858	15,161,839	2,936,156	58,041,387	6,451,870	1,053,305	246,657	1882
4,254,360	499,258	8,106,447	1,705,817	69,755,423	7,251,989	1,375,572	280,530	1883
8,117,970	793,802	8,075,537	1,612,481	78,112,927	8,265,240	1,501,031	310,060	1884
8,152,087	717,255	7,330,788	1,430,905	79,655,367	8,265,240	989,925	196,178	1885
8,566,490	653,852	4,668,741	832,355	106,202,140	6,754,626	1,524,184	316,937	1886
11,425,942	906,390	5,485,509	979,126	73,604,448	7,108,978	1,416,238	317,250	1887
7,019,823	660,015	4,415,381	798,673	84,173,267	8,928,242	954,975	223,266	1888
4,066,682	331,293	1,780,765	331,958	88,534,837	8,915,684	1,015,001	217,600	1889
7,192,082	631,079	1,951,585	340,131	94,260,187	9,372,212	1,047,754	235,669	1890
7,554,237	628,469	3,768,101	602,175	106,202,140	9,508,800	1,108,286	245,503	1891
12,142,378	1,152,066	5,736,696	1,056,058	118,270,052	11,652,412	916,390	200,860	1892
18,504,347	1,970,518	7,036,013	1,296,814	113,946,365	13,407,470	1,168,834	228,311	1893
28,509,007	2,938,374	5,534,621	1,095,588	154,977,480	15,488,191	79,878	16,156	1894
40,134,026	3,806,709	3,650,258	697,476	146,004,650	14,253,002	5,463,161	1,049,459	1895
53,736,085	4,381,968	5,889,241	1,052,089	164,689,123	13,956,571	3,916,374	823,920	1896
69,128,452	5,843,619	11,453,351	2,089,173	164,220,699	14,676,239	7,740,177	1,427,959	1897
85,308,829	8,040,778	11,253,787	2,046,686	196,703,323	17,572,763	1,014,420	177,154	1898
116,652,927	10,416,478	20,139,195	3,700,873	189,827,839	16,776,765	90,038	14,420	1899
135,031,874	12,758,025	25,259,737	5,122,156	185,934,430	19,856,324	2,181,047	418,119	1900
105,549,505	11,778,446	16,335,528	3,295,663	195,926,397	20,696,951	1,043,673	186,540	1901
107,980,019	12,403,793	27,855,973	5,660,541	200,946,011	19,686,291	1,972,772	302,449	1902
141,956,909	15,906,334	34,128,944	6,954,618	229,099,925	24,712,943	2,527,150	382,879	1903
127,944,503	13,022,261	24,568,001	4,724,155	233,980,716	24,184,566	1,775,429	306,289	1904
119,700,813	12,515,959	31,764,303	5,930,379	215,733,259	20,300,500	1,971,501	418,575	1905
102,907,888	12,086,868	34,031,525	7,075,539	215,834,543	24,433,169	1,424,795	352,636	1906
77,210,080	9,222,122	18,078,508	4,011,609	178,141,567	22,006,584	1,229,309	330,685	1907*
95,175,167	11,161,628	4,786,954	1,068,703	189,710,463	22,887,237	1,848,318	456,215	1908
75,461,577	8,835,444	6,326,355	1,521,436	164,907,139	20,384,666	1,080,824	202,176	1909

9-10 EDWARD VII., A. 1910
STATISTICAL RECORD OF THE

TRADE AND								
EXPORTS OF CANA								
AGRICULTURAL								
Fiscal years.	Fruits.		Grain.					
	Apples, Green.		Total.		Oats.		Wheat.	
	Quantity.	Value.	Quantity.	Value.	Quantity.	Value.	Quantity.	Value.
	Brls.	\$	Bush.	\$	Bush.	\$	Bush.	\$
1868			10,256,229	9,502,165	1,738,441	754,526	2,284,702	3,648,081
1869			10,293,092	9,592,834	762,620	361,749	3,809,208	3,183,383
1870			13,936,687	10,457,628	2,187,547	720,455	3,557,101	3,705,173
1871			8,343,827	6,702,022	42,386	231,227	1,748,977	1,981,917
1872			10,691,622	8,924,595	85,976	180,342	2,993,119	3,900,582
1873			11,241,143	10,595,699	629,467	217,928	4,379,741	6,023,876
1874			13,370,639	15,026,644	998,100	455,799	6,581,217	8,886,077
1875			15,771,545	14,576,368	2,989,839	1,446,795	4,383,022	4,959,736
1876			21,336,214	17,331,489	2,644,233	1,139,261	6,070,393	6,749,298
1877			13,675,658	10,240,211	2,970,284	1,247,150	2,393,155	2,742,383
1878			16,914,575	12,970,013	2,340,062	959,985	4,393,535	5,376,195
1879			17,790,274	14,344,901	2,373,290	804,325	6,610,724	6,274,610
1880			21,916,565	15,895,429	4,717,040	1,707,326	5,090,505	5,942,042
1881			19,479,764	14,427,478	2,926,532	1,191,873	2,523,673	2,593,820
1882			24,667,031	21,789,981	4,146,954	1,728,774	3,845,035	5,180,335
1883			19,344,515	15,782,392	1,024,053	460,821	5,867,458	5,881,488
1884			13,104,993	9,154,865	1,346,720	501,712	745,526	812,923
1885	238,936	602,260	17,020,744	10,851,662	2,359,002	893,513	2,340,956	1,966,287
1886	222,743	477,004	19,759,656	12,707,440	4,149,988	1,453,996	3,419,168	3,025,864
1887	402,141	852,890	21,506,256	13,469,500	2,048,240	653,837	5,631,726	4,745,138
1888	392,312	813,095	14,350,436	10,235,816	566,721	185,010	2,163,754	1,886,470
1889	771,970	1,528,449	13,134,048	8,962,599	737,185	130,632	490,995	471,121
1890	378,475	993,163	14,553,038	7,625,500	757,792	256,156	422,274	388,861
1891	450,836	1,389,714	10,760,018	7,434,935	260,569	129,917	2,108,216	1,583,084
1892	690,951	1,444,883	26,214,865	16,232,787	6,414,329	2,241,256	8,714,154	6,947,851
1893	1,187,665	2,731,223	22,973,571	13,834,277	7,273,906	2,553,910	9,271,885	7,060,033
1894	278,238	808,473	16,865,066	10,444,028	2,818,792	1,076,751	9,272,208	6,133,452
1895	853,268	1,821,463	14,521,437	8,766,259	926,975	320,458	8,825,689	5,359,109
1896	567,182	1,416,470	14,154,797	8,096,808	968,137	273,861	9,914,542	5,771,521
1897	1,664,470	2,502,968	21,257,147	10,612,085	6,546,881	1,655,130	7,855,274	5,544,197
1898	439,418	1,306,681	34,639,062	23,444,367	9,876,463	3,041,578	18,963,107	17,313,916
1899	1,075,068	2,621,352	24,883,662	13,785,370	10,312,992	3,268,388	10,365,470	7,784,487
1900	956,458	2,578,233	30,055,330	18,057,233	6,929,214	2,143,179	16,844,650	11,995,488
1901	678,651	1,482,927	25,578,118	14,233,639	8,155,063	2,490,521	9,739,758	6,871,939
1902	516,215	1,566,808	34,710,182	23,553,736	5,030,123	2,052,559	26,117,530	18,688,092
1903	1,000,528	2,758,724	43,582,277	29,224,421	7,593,177	2,583,151	32,985,745	24,566,703
1904	1,598,614	4,590,793	24,456,471	17,158,997	4,695,241	1,603,104	16,779,028	13,465,351
1905	1,037,148	2,627,467	19,748,265	15,125,417	2,367,499	862,040	14,700,315	12,386,743
1906	1,217,564	4,083,482	45,277,966	36,410,397	2,790,303	1,083,347	40,399,402	33,658,391
*1907	977,961	2,634,608	32,230,128	23,791,539	4,539,436	1,855,300	25,480,127	20,397,629
1908	1,620,130	4,822,594	53,948,622	45,562,994	7,123,291	3,171,509	43,654,668	40,004,723
1909	1,092,066	2,804,087	59,204,510	53,782,629	5,255,610	2,175,765	49,137,449	48,147,942

* 9 months.

SESSIONAL PAPER No. 10c

PROGRESS OF CANADA—Continued.

COMMERCE—Continued.

DIAN PRODUCE—Continued.

PRODUCTS.

Grain Products.		Hay.		Seeds.		Vegetables.		Fiscal years.
Wheat Flour.				Clover and Grass.		Potatoes.		
Quantity.	Value.	Quantity.	Value.	Quantity.	Value.	Quantity.	Value.	
Brls.	\$	Tons.	\$	Bush.	\$	Bush.	\$	
		7,859	70,621					1868
375,219	1,948,696	4,952	43,431					1869
382,177	2,302,149	8,819	65,216					1870
306,339	1,609,849	23,487	290,217					1871
453,144	2,671,914	50,827	690,033					1872
474,190	2,903,454	36,385	448,281					1873
540,317	3,194,672	26,725	293,210					1874
302,783	1,515,242	20,758	210,686					1875
415,504	2,178,389	33,520	321,533			231,451	85,326	1876
268,605	1,485,438	29,575	254,763			3,113,820	1,394,784	1877
476,431	2,739,466	17,269	163,628			1,062,229	361,134	1878
574,947	2,572,675	11,704	105,643			2,654,422	1,261,389	1879
544,591	2,930,955	64,444	484,967			1,423,415	459,668	1880
439,728	2,173,108	168,381	1,813,208			2,295,307	830,218	1881
460,739	2,748,988	90,647	915,691			3,800,162	2,268,769	1882
489,046	2,515,955	93,740	902,105			2,424,979	1,048,954	1883
197,389	1,025,995	108,461	913,057			753,435	231,716	1884
123,777	556,530	134,939	1,270,525			660,715	234,812	1885
386,099	1,744,969	93,944	1,001,336			2,222,927	492,702	1886
520,213	2,322,144	76,843	743,396			1,568,671	430,206	1887
350,115	1,580,019	93,269	903,329			2,694,730	1,050,495	1888
131,181	646,068	91,480	934,082		164,347	975,851	287,763	1889
115,099	521,383	115,162	1,068,554		176,212	1,458,797	495,745	1890
296,784	1,388,578	65,083	559,489		318,203	3,668,725	1,693,671	1891
380,996	1,784,413	84,926	800,533		455,515	586,196	295,421	1892
410,185	1,741,028	151,881	1,452,872		221,917	1,112,838	421,958	1893
428,610	1,699,467	276,806	2,601,188	78,253	530,815	1,097,576	397,992	1894
222,975	839,112	199,072	1,539,691	164,670	823,059	1,379,042	527,379	1895
186,716	718,433	214,640	1,976,431	98,018	411,854	596,635	227,606	1896
421,758	1,540,851	113,754	999,238	84,968	359,643	770,339	246,107	1897
1,249,438	5,425,760	37,091	357,844	111,118	405,623	1,450,078	633,927	1898
792,536	3,105,288	62,428	411,631	196,828	722,130	651,235	315,477	1899
768,162	2,791,885	175,416	1,414,109	102,878	317,268	680,520	330,231	1900
1,118,700	4,015,226	252,977	2,097,882	134,594	590,563	887,409	364,387	1901
1,086,648	3,968,850	454,585	4,413,411	300,590	1,289,871	1,330,452	688,281	1902
1,287,766	4,699,143	450,053	3,595,665	178,820	914,923	660,967	386,748	1903
1,587,600	6,129,226	219,874	1,897,730	332,337	1,414,964	2,116,520	1,172,137	1904
1,321,469	5,877,667	151,563	1,261,210	178,290	587,426	713,564	392,052	1905
1,532,014	6,179,825	206,714	1,529,941	255,310	1,452,670	1,259,169	655,904	1906
1,092,123	4,095,207	112,778	1,034,948	141,345	505,501	525,283	377,160	*1907
1,962,740	8,454,954	63,472	725,808	208,322	944,979	707,037	506,318	1908
1,738,038	7,991,413	55,884	643,779	113,417	577,012	1,560,632	919,189	1909

9-10 EDWARD VII., A. 1910

STATISTICAL RECORD OF THE

Fiscal years.	TRADE AND							
	EXPORTS OF CANA							
	MANUFAC							
	Agricultural Implements.	Carriages, Bicycles, &c.	Cordage, Rope and Twine.	Cotton Mfrs.	Drugs, Dyes, Chemicals, &c.	Household Effects.	Iron and Steel.	Leather and Mfrs. of.
	\$	\$	\$	\$	\$	\$	\$	\$
1868		21,952		3,000	205,600		466,420	112,094
1869		25,157		16,182	186,750		401,770	214,074
1870		24,841		12,905	151,936		592,326	310,702
1871		25,577		3,704	83,327		766,111	173,961
1872		26,912		5,908	117,823		1,081,430	165,167
1873		25,262		9,376	106,264		1,492,306	314,603
1874		20,050		5,037	95,717		909,171	345,254
1875		14,203		2,245	230,229		727,105	527,348
1876		17,945		6,980	379,258		658,268	1,098,926
1877		14,432	18,189	5,679	172,803		546,266	720,055
1878	86,001	58,409	21,076	2,371	193,831		546,313	821,777
1879	79,911	43,984	23,279	1,418	110,188		446,602	465,351
1880	59,128	40,480	14,084	4,170	171,906		719,163	585,526
1881	31,269	46,442	12,031	1,540	190,147		643,107	528,361
1882	46,142	32,056	11,506	1,372	235,714		664,312	552,338
1883	16,766	21,714	11,355	11,565	305,418		561,624	494,283
1884	17,252	21,756	14,593	10,931	361,156		465,935	518,742
1885	22,640	17,765	44,279	37,191	203,211		296,122	513,380
1886	16,658	22,369	24,763	20,632	167,017		276,098	358,590
1887	48,060	18,540	26,410	10,146	136,077		347,425	581,751
1888	155,219	17,690	45,552	75,173	158,403		423,488	456,316
1889	321,341	27,252	33,413	148,733	159,039		296,719	817,375
1890	367,198	17,457	21,977	108,822	229,799	818,001	294,728	879,401
1891	252,620	26,105	34,995	159,954	260,052	1,032,853	257,471	950,456
1892	402,778	41,443	20,090	322,711	232,617	1,166,059	243,857	1,128,847
1893	462,253	46,500	18,486	371,477	196,026	1,283,264	316,454	1,002,729
1894	465,682	79,547	13,695	549,758	200,293	964,000	295,924	1,704,936
1895	663,718	54,153	45,149	546,168	223,440	991,735	308,711	1,367,064
1896	593,464	97,241	124,947	766,812	265,124	1,237,293	506,946	1,995,075
1897	761,842	371,050	109,673	915,327	197,377	945,855	522,988	1,541,732
1898	1,443,140	447,659	146,487	517,635	205,159	907,989	606,082	1,608,352
1899	1,863,468	307,450	134,522	413,571	247,928	992,813	706,411	1,681,283
1900	1,692,155	236,984	176,716	414,259	316,366	1,095,536	1,425,163	1,871,630
1901	1,742,946	458,097	157,087	504,500	429,334	1,166,533	1,432,961	2,423,075
1902	1,814,730	480,739	250,397	903,595	621,137	1,538,186	2,460,781	2,301,963
1903	2,284,904	251,640	152,226	602,604	689,634	1,326,775	3,263,940	2,365,638
1904	2,556,534	377,542	517,072	569,281	765,525	1,259,291	1,991,821	2,406,033
1905	2,313,620	246,796	344,024	1,103,789	898,891	1,322,030	1,123,354	2,344,969
1906	2,497,601	288,175	450,464	1,278,324	1,242,387	1,646,810	1,597,306	2,417,283
* 1907	2,489,330	282,819	172,345	393,301	941,808	1,205,585	1,109,746	1,499,833
1908	3,358,785	537,405	1,134,343	378,960	1,284,130	1,907,288	1,670,671	2,163,177
1909	3,607,135	388,985	1,310,748	325,720	1,274,500	1,756,440	2,489,987	2,369,557

* 9 months.

SESSIONAL PAPER No. 10c

PROGRESS OF CANADA—*Concluded.*COMMERCE—*Concluded.*DIAN PRODUCE—*Concluded.*

TURES.

Liquors.		Musical Instru- ments.	Oil Cake.	Ships.		Wood, Manufactured.		Fiscal years.
Quantity.	Value.			Quantity.	Value.	Total.	Wood Pulp.	
Galls.	\$	\$	\$	Tons.	\$	\$	\$	
105,359	59,845	5,529	37,051	22,722	837,592	71,493	1868
178,665	107,027	7,612	60,615	27,000	1,080,000	65,037	1869
189,067	137,758	8,902	42,802	18,127	725,080	86,532	1870
260,388	190,855	5,610	25,713	14,688	558,144	124,179	1871
396,466	241,573	7,604	67,787	7,911	332,262	152,463	1872
298,953	174,206	8,478	63,938	15,658	782,900	98,617	1873
271,678	120,037	3,751	59,632	14,485	796,675	70,567	1874
196,564	116,819	7,196	56,532	15,789	789,450	107,563	1875
111,962	69,966	11,163	47,766	64,134	2,189,270	196,186	1876
292,939	183,421	20,851	64,984	46,329	1,576,244	297,454	1877
250,923	169,334	22,075	69,762	35,039	1,218,145	309,193	1878
159,523	99,206	24,175	44,572	19,318	529,824	300,818	1879
70,029	34,444	37,320	21,819	16,208	464,327	409,738	1880
64,873	27,353	31,225	39,474	16,808	348,018	414,324	1881
54,869	27,976	91,034	38,288	16,161	402,311	500,894	1882
35,522	22,865	48,769	20,855	23,896	506,538	540,875	1883
28,841	15,485	98,089	6,947	17,368	416,756	621,695	1884
16,141	13,172	144,505	23,127	13,177	246,277	685,999	1885
15,227	14,127	162,754	50,347	14,343	266,363	637,591	1886
9,101	10,886	207,339	86,973	9,263	143,772	573,212	1887
10,049	17,210	271,424	75,374	14,479	289,969	652,700	1888
14,990	20,687	316,568	63,102	16,173	266,817	696,558	1889
32,971	36,325	329,855	42,362	22,844	442,781	870,466	168,180	1890
58,283	65,021	401,553	118,167	15,143	280,474	1,024,448	280,619	1891
97,772	119,319	396,193	187,086	36,399	506,747	1,086,423	355,303	1892
109,932	166,050	309,300	336,714	31,317	363,916	1,280,990	455,893	1893
118,194	196,441	265,508	205,561	21,960	243,429	1,348,199	547,217	1894
144,577	341,597	297,882	94,224	16,567	172,563	1,289,622	590,874	1895
166,085	386,016	342,232	121,424	12,203	99,392	1,555,108	675,777	1896
171,789	457,534	399,725	195,039	9,158	105,164	1,652,317	741,959	1897
108,211	271,020	359,085	198,875	17,210	191,069	2,372,039	1,210,421	1898
131,044	344,989	459,661	143,861	7,419	92,181	2,819,708	1,274,276	1899
154,580	406,156	507,983	224,162	13,164	198,468	3,127,242	1,816,016	1900
166,249	411,645	545,615	183,159	4,390	65,768	2,962,688	1,937,207	1901
174,583	398,236	465,818	205,793	4,285	76,583	3,189,843	2,046,398	1902
221,643	540,620	418,570	289,945	3,040	50,307	4,473,952	3,150,943	1903
317,690	636,619	352,709	286,254	6,480	50,165	3,633,223	2,409,074	1904
428,641	706,665	289,792	101,641	1,884	56,313	4,417,038	3,399,158	1905
595,648	1,055,795	281,799	289,571	3,749	30,370	4,612,917	3,478,150	1906
449,877	997,436	234,374	333,225	2,035	56,160	3,609,937	2,984,945	*1907
556,286	1,404,259	277,558	622,091	1,149	24,800	4,997,795	4,037,852	1908
639,484	1,127,482	224,370	569,995	3,244	150,700	5,081,221	4,306,929	1909

9-10 EDWARD VII., A. 1910

STATEMENT showing the Number and Tonnage of Sea-going Vessels, Vessels (except and Vessels Employed in the Coasting Trade, which Arrived at and De

FISCAL YEARS.	SEA-GOING.				VESSELS, EXCEPT FERRIFRS, EMPLOYED ON INLAND WATERS.				VESSELS EMPLOYED	
	Arrived.		Departed.		Arrived.		Departed.		Arrived.	
	Vessels.	Tons.	Vessels.	Tons.	Vessels.	Tons.	Vessels.	Tons.	Vessels.	Tons.
1868	8,038	2,104,009	7,978	2,215,312	20,855	4,399,850	19,259	4,263,654	No returns given played in coast 1876.	
1869	9,654	2,459,083	9,597	2,537,482	16,988	2,774,836	17,061	2,689,643		
1870	9,567	2,608,519	8,943	2,476,334	17,866	3,187,596	18,804	3,143,391		
1871	10,353	2,521,573	9,575	2,594,460	21,197	4,055,198	20,512	3,954,797		
1872	10,358	2,989,793	9,898	2,956,911	17,436	3,582,148	16,233	3,279,308		
1873	11,089	3,032,746	10,508	3,052,789	18,960	2,994,434	17,492	2,669,028		
1874	9,282	3,077,987	8,471	2,973,374	16,546	2,805,789	15,466	2,542,707		
1875	7,881	2,521,134	7,724	2,898,074	14,076	2,176,529	13,131	2,021,718		
1876	8,414	2,972,459	8,349	2,938,305	13,908	2,108,364	12,676	1,892,071	31,302	5,167,528
1877	8,808	3,295,987	8,952	3,348,835	15,267	2,363,244	13,686	2,083,178	32,048	4,472,628
1878	8,836	3,341,465	8,680	3,342,919	15,844	2,814,816	14,667	2,555,690	30,814	5,475,733
1879	8,576	3,049,521	8,425	3,039,029	16,268	2,889,510	14,572	2,668,752	30,850	6,118,702
1880	9,307	3,487,735	9,063	3,298,979	17,441	3,707,885	17,065	3,083,246	36,126	7,162,257
1881	10,444	4,032,946	10,320	4,071,391	16,804	2,934,503	15,985	2,763,592	37,429	7,664,863
1882	10,638	3,933,152	10,500	4,003,910	17,450	2,650,835	17,022	2,792,485	37,996	7,515,476
1883	10,781	4,094,357	10,727	3,968,420	17,012	2,987,557	16,310	2,810,401	38,244	8,056,736
1884	11,160	4,250,665	11,183	4,233,636	16,768	3,084,924	16,045	2,789,801	40,300	8,114,637
1885	10,639	3,800,664	10,553	3,843,951	14,842	3,403,823	15,117	3,036,274	41,879	8,314,898
1886	10,603	4,026,415	10,768	4,018,156	15,284	3,022,069	15,673	2,902,592	44,850	8,538,502
1887	13,203	4,236,765	12,947	4,125,171	15,834	2,909,147	15,931	2,819,415	48,733	9,138,456
1888	15,675	4,623,506	15,132	4,574,297	16,595	3,039,985	16,901	2,979,520	50,929	9,789,806
1889	14,155	4,611,392	14,849	4,685,209	18,406	3,365,103	18,107	3,392,517	52,927	10,219,856
1890	15,722	5,215,476	15,402	5,112,809	20,608	4,067,921	20,693	4,049,894	60,550	11,690,636
1891	15,548	5,273,935	15,773	5,421,261	19,000	4,098,434	19,008	4,009,018	64,178	12,835,774
1892	15,672	5,475,999	15,289	5,276,975	17,058	4,081,605	17,324	3,857,866	62,606	12,935,782
1893	13,691	5,371,618	13,856	5,236,993	17,952	4,136,484	17,682	3,794,439	60,524	12,794,532
1894	14,297	5,775,810	14,043	5,504,726	18,306	4,864,029	19,360	4,208,516	60,421	13,876,293
1895	14,158	5,575,657	13,718	5,401,172	16,539	4,222,713	15,874	3,901,421	60,308	13,234,015
1896	15,291	5,895,360	14,511	5,563,464	18,135	5,323,260	17,047	5,088,389	63,215	14,049,916
1897	13,701	6,091,433	13,393	5,919,547	16,694	4,716,845	16,601	6,646,108	63,989	14,439,736
1898	14,190	6,365,802	13,597	6,219,683	18,777	5,951,705	17,483	6,208,926	73,211	15,471,070
1899	13,909	6,733,151	13,212	6,503,903	20,163	5,986,132	19,533	6,196,924	71,377	15,929,325
1900	14,607	7,262,721	13,939	6,912,400	21,699	6,438,924	21,195	6,300,050	73,503	17,245,694
1901	13,752	7,514,732	12,953	7,028,330	20,814	5,720,575	20,313	5,766,171	71,804	17,927,959
1902	15,339	7,603,034	14,967	7,128,454	23,585	7,595,741	23,822	7,698,175	81,243	21,245,649
1903	14,278	8,050,516	14,054	7,790,659	30,819	9,107,386	30,575	8,706,482	83,251	23,250,070
1904	14,985	8,143,856	15,059	7,682,849	21,110	8,122,839	20,516	7,252,661	79,331	23,412,880
1905	13,926	7,992,770	13,871	7,594,685	20,760	7,970,290	21,433	8,719,075	77,290	22,655,604
1906	15,282	8,895,353	14,534	7,948,076	22,646	9,352,653	22,525	8,536,090	78,584	23,543,604
*1907	10,674	7,121,468	9,801	6,783,406	20,060	8,603,411	19,870	8,087,606	54,457	16,415,831
1908	15,087	10,189,275	14,717	9,301,996	22,322	9,712,052	23,486	10,371,708	81,012	26,734,746
1909	15,140	10,264,187	15,042	9,501,689	21,774	10,626,876	21,763	10,308,851	81,705	27,645,022

* 9 months.

SESSIONAL PAPER No. 10c

Ferries) trading on the Lakes and Rivers between Canada and the United States
 ported from Canadian Ports during each Fiscal Year 1868 to 1909, inclusive.

IN COASTING TRADE.		RECAPITULATION—TOTAL VESSELS, ARRIVED AND DEPARTED.						FISCAL YEARS.	
Departed.		Arrived.		Departed.		Totals.			
Vessels.	Tons.	Vessels.	Tons.	Vessels.	Tons.	Vessels.	Tons.		
showing vessels em- ing trade prior to		28,893	6,503,859	27,237	6,478,966	56,130	12,982,825	1868	
		26,642	5,233,919	26,658	5,227,125	53,300	10,461,044	1869	
		27,433	5,796,115	27,752	5,619,745	55,185	11,415,860	1870	
		31,550	6,576,771	30,087	6,549,257	61,637	13,126,028	1871	
		27,794	6,571,941	26,131	6,236,219	53,925	12,808,160	1872	
		30,049	6,027,180	28,000	5,721,817	58,049	11,748,997	1873	
		25,828	5,883,776	23,937	5,516,081	49,765	11,399,857	1874	
		21,957	4,697,663	20,855	4,829,792	42,812	9,527,455	1875	
	30,273	5,133,411	53,624	10,248,351	51,298	9,963,787	104,922	20,212,138	1876
	30,776	4,496,234	56,123	10,131,859	53,414	9,928,247	109,537	20,060,106	1877
30,232	5,571,928	55,494	11,632,014	53,579	11,470,537	109,073	23,102,551	1878	
29,663	5,947,981	55,694	12,057,733	52,660	11,655,762	108,354	23,713,495	1879	
34,367	6,890,756	62,874	14,357,877	60,495	13,272,981	123,369	27,630,858	1880	
36,368	7,451,903	64,677	14,632,312	62,613	14,286,886	127,290	28,919,198	1881	
37,770	7,275,588	66,084	14,099,463	65,302	14,071,483	131,386	28,170,946	1882	
36,916	7,626,830	66,037	15,048,650	63,953	14,405,651	129,990	29,454,301	1883	
39,070	7,359,070	68,228	15,450,226	66,298	14,382,507	134,526	29,832,733	1884	
40,269	7,629,524	67,360	15,519,385	65,939	14,509,749	133,299	30,029,134	1885	
44,210	7,829,772	70,737	15,586,986	70,651	14,750,520	141,388	30,337,506	1886	
47,454	8,375,221	77,790	16,284,368	76,332	15,320,307	154,122	31,604,675	1887	
49,187	8,999,473	83,199	17,453,397	81,220	16,553,290	164,419	34,006,587	1888	
51,120	9,614,721	85,488	18,196,351	83,616	17,692,447	169,104	35,888,798	1889	
58,579	11,106,479	96,880	20,974,033	94,674	20,269,182	191,554	41,243,215	1890	
61,386	12,150,356	98,726	22,208,143	96,167	21,580,635	194,893	43,788,778	1891	
59,830	12,174,147	95,336	22,493,386	92,443	21,308,988	187,779	43,802,374	1892	
57,739	11,784,591	92,167	22,302,634	89,277	20,816,023	181,444	43,118,657	1893	
58,448	12,634,675	93,024	24,516,132	91,851	22,397,917	184,875	46,914,049	1894	
58,221	12,239,419	91,005	23,032,385	87,813	21,542,012	178,818	44,574,397	1895	
61,802	13,381,837	96,641	25,268,536	93,360	24,033,690	190,061	49,302,226	1896	
60,135	12,828,243	94,384	25,248,014	90,129	25,393,898	184,513	50,641,912	1897	
69,634	14,162,880	106,178	27,788,577	100,714	26,591,489	206,892	54,380,066	1898	
67,992	14,625,106	105,449	28,648,608	100,737	27,325,933	206,186	55,974,541	1899	
69,726	16,386,036	109,809	30,947,339	104,860	29,598,486	214,669	60,545,825	1900	
69,102	16,516,837	106,370	31,163,266	102,368	29,311,338	208,738	60,474,604	1901	
77,214	19,453,258	120,167	36,444,424	116,003	34,281,887	236,170	70,726,311	1902	
79,513	21,705,288	128,348	40,442,972	124,142	38,202,429	252,490	78,645,401	1903	
75,419	22,092,242	115,426	39,679,575	110,994	37,027,752	226,420	76,707,327	1904	
73,423	21,721,657	111,976	38,619,664	108,727	38,035,417	220,703	76,655,081	1905	
75,491	22,780,458	116,512	41,791,610	112,550	39,264,624	229,062	81,056,234	1906	
55,538	15,275,589	85,191	32,140,710	85,209	30,146,601	170,400	62,287,311	1907*	
74,225	23,795,089	118,421	46,636,073	112,425	43,468,793	230,849	90,104,866	1908	
75,400	25,025,176	118,619	48,536,085	112,205	44,835,716	230,824	93,371,801	1909	

9-10 EDWARD VII., A. 1910

STATEMENT showing the Number and Tonnage of Sea-going Vessels, Vessels (except Vessels employed in the Coasting Trade, distinguishing British from Foreign, which inclusive.

FISCAL YEARS.	SEA-GOING VESSELS.				VESSELS, EXCEPT FERRIES, EMPLOYED ON INLAND WATERS.				VESSELS EMPLOYED	
	British.		Foreign.		Canadian.		American.		British.	
	Vessels.	Tons.	Vessels.	Tons.	Vessels.	Tons.	Vessels.	Tons.	Vessels.	Tons.
1868	13,911	3,457,113	2,105	862,208	26,682	4,826,780	13,432	3,836,724	No returns given played in coast 1876.	
1869	16,311	3,811,405	2,940	1,185,160	22,967	3,576,867	11,082	1,887,612		
1870	15,863	3,942,392	2,652	1,142,481	24,558	4,030,768	12,112	2,300,219		
1871	16,562	3,916,322	3,366	1,199,711	26,558	5,068,831	15,151	2,941,164		
1872	16,151	4,356,664	4,105	1,590,040	21,505	3,758,138	12,164	3,063,318		
1873	16,870	4,323,003	4,727	1,762,532	22,491	3,126,579	13,961	2,536,883		
1874	12,191	3,945,822	5,562	2,105,539	19,279	2,814,654	12,733	2,533,812		
1875	11,075	3,571,803	4,530	1,757,405	15,325	2,235,829	11,882	1,962,418		
1876	11,149	3,530,936	5,614	2,379,828	15,392	2,184,790	11,192	1,815,645		61,368
1877	11,918	4,113,610	5,842	2,531,212	15,431	2,207,832	13,522	2,238,590		10,108,110
1878	11,801	4,223,219	5,715	2,461,165	18,003	2,955,331	12,508	2,415,175		8,835,438
1879	11,914	3,891,754	5,087	2,196,796	18,122	3,314,829	12,718	2,243,433		60,586
1880	13,209	4,437,145	5,161	2,349,569	22,858	4,985,758	11,648	1,805,378		10,917,534
1881	14,810	5,391,617	5,954	2,712,720	20,592	4,029,027	12,197	1,669,068		60,199
1882	14,690	5,057,129	6,448	2,879,433	22,252	3,830,109	12,230	1,613,211		11,944,800
1883	14,694	4,887,237	6,814	3,085,540	20,041	3,950,692	13,281	1,847,266		70,234
1884	15,123	5,138,212	7,220	3,346,089	19,464	4,058,738	13,319	1,815,987		13,910,103
1885	13,731	4,596,208	7,461	3,048,407	18,926	4,849,856	11,033	1,590,241		14,945,907
1886	14,365	4,884,908	7,006	3,159,663	18,153	4,116,674	12,804	1,807,987		73,361
1887	15,580	4,971,728	10,570	3,390,708	18,059	3,931,523	13,726	1,797,039		14,649,605
1888	17,144	5,188,712	13,663	4,009,091	19,567	4,320,402	13,929	1,699,103		75,476
1889	16,326	4,932,673	12,218	4,363,928	21,543	5,036,438	14,970	1,721,182		14,649,605
1890	17,366	5,325,952	13,758	5,002,333	24,527	6,000,194	16,774	2,117,621		74,821
1891	17,148	5,314,544	14,173	5,380,652	22,002	5,724,339	16,006	2,383,113		15,498,012
1892	17,122	5,671,522	13,839	5,081,452	19,224	5,546,233	15,158	2,393,238		79,043
1893	16,693	5,970,840	10,854	4,637,771	19,612	5,108,226	16,022	2,822,697		15,283,938
1894	17,161	6,480,726	11,179	4,799,810	20,939	5,917,145	16,727	3,155,400		81,920
1895	16,124	6,048,248	11,752	4,928,581	16,866	5,196,811	15,547	2,927,323		15,806,832
1896	16,688	6,526,327	13,114	4,932,497	16,355	5,967,917	18,827	4,443,732		88,626
1897	14,958	7,281,607	12,136	4,729,373	14,171	4,913,143	19,124	6,449,810		16,204,132
1898	16,263	7,806,813	11,524	4,778,672	15,974	6,205,117	20,286	5,955,514		17,105,233
1899	15,773	8,517,913	11,348	4,719,141	20,536	7,417,067	19,160	4,765,989		94,654
1900	16,134	8,647,119	12,412	5,528,002	21,089	7,599,066	21,805	5,139,908		99,336
1901	14,225	8,369,671	12,480	6,173,391	20,301	6,862,951	20,826	4,623,795		18,483,139
1902	15,776	8,803,151	14,530	5,928,337	21,789	7,717,301	25,618	7,576,615		103,102
1903	15,929	9,839,356	12,403	6,001,819	20,252	8,397,372	41,142	9,416,496		19,517,766
1904	16,042	10,025,620	14,002	5,801,085	19,889	7,975,487	21,737	7,400,013		117,782
1905	15,893	10,304,486	11,904	5,283,969	18,450	8,777,613	23,743	7,911,752		22,435,405
1906	17,305	11,364,395	12,511	5,479,034	20,038	8,936,973	25,133	8,951,770		124,067
*1907	12,368	9,475,862	8,107	4,429,012	22,774	9,683,268	17,156	7,007,749		24,442,627
1908	16,918	12,936,175	12,886	6,555,096	18,233	9,111,186	27,575	10,972,574		23,993,238
1909	16,741	13,211,648	13,441	6,554,228	18,301	10,999,512	25,236	9,936,215		116,927

* 9 months.

SESSIONAL PAPER No. 10c

Ferries) trading on the Lakes and Rivers between Canada and the United States, and Arrived at and Departed from Canadian Ports during each Fiscal Year 1868 to 1909,

IN COASTING TRADE.		RECAPITULATION—TOTAL VESSELS, BRITISH AND FOREIGN.						FISCAL YEARS.
Foreign.		British.		Foreign.		Totals.		
Vessels.	Tons.	Vessels.	Tons.	Vessels.	Tons.	Vessels.	Tons.	
showing vessels em- ing trade prior to		40,593	8,283,893	15,537	4,698,932	56,130	12,982,825	1868
		39,278	7,388,272	14,022	3,072,772	53,300	10,461,044	1869
		40,421	7,973,160	14,764	3,442,700	55,185	11,415,860	1870
		43,120	8,985,153	18,517	4,140,875	61,637	13,126,028	1871
		37,656	8,154,802	16,269	4,653,358	53,925	12,808,160	1872
		39,361	7,449,582	18,688	4,299,415	58,049	11,748,997	1873
		31,470	6,760,476	18,295	4,639,381	49,765	11,399,857	1874
	26,400	5,807,632	16,412	3,719,823	42,812	9,527,455	1875	
207	192,829	87,909	15,823,836	17,013	4,388,302	104,922	20,212,138	1876
233	133,424	89,940	15,156,880	19,597	4,903,226	109,537	20,060,106	1877
460	130,127	90,390	18,096,084	18,683	5,006,467	109,073	23,102,551	1878
314	121,883	90,235	19,151,383	18,119	4,562,112	108,354	23,713,495	1879
259	142,910	106,301	23,333,001	17,068	4,297,857	123,369	27,630,858	1880
376	170,859	108,763	24,366,551	18,527	4,552,647	127,290	28,919,198	1881
290	141,459	112,418	23,536,843	18,968	4,634,103	131,386	28,170,946	1882
339	185,554	109,556	24,335,941	20,434	5,118,360	129,990	29,454,301	1883
327	189,769	113,630	24,480,888	20,896	5,351,845	134,526	29,832,733	1884
228	137,590	114,577	25,252,896	18,722	4,776,238	133,299	30,029,134	1885
434	164,142	121,144	25,205,714	20,244	5,131,792	141,388	30,337,506	1886
1,533	408,444	128,293	26,008,484	25,829	5,596,191	154,122	31,604,675	1887
780	306,140	136,047	27,992,253	28,372	6,014,334	164,419	34,006,587	1888
945	316,811	140,971	29,486,877	28,133	6,401,921	169,104	35,888,798	1889
1,347	361,710	159,675	33,761,551	31,879	7,481,664	191,554	41,243,215	1890
1,497	543,503	163,217	35,481,510	31,676	8,307,268	194,893	43,788,778	1891
1,309	515,368	157,473	35,812,316	30,306	7,990,058	187,779	43,802,374	1892
1,336	311,994	153,232	35,346,195	28,212	7,772,462	181,444	43,118,657	1893
615	114,473	156,354	38,844,366	28,521	8,069,683	184,875	46,914,049	1894
1,327	268,301	150,192	36,450,192	28,626	8,124,205	178,818	44,574,397	1895
1,169	221,213	156,891	39,704,784	33,110	9,597,442	190,001	49,302,226	1896
622	150,858	152,631	39,311,871	31,882	11,330,041	184,513	50,641,912	1897
455	145,032	174,627	43,500,848	32,265	10,879,218	206,892	54,380,066	1898
756	236,253	174,922	46,253,158	31,264	9,721,383	206,186	55,974,541	1899
1,043	562,153	179,409	49,315,762	35,260	11,230,063	214,669	60,545,825	1900
2,604	1,134,319	172,828	48,543,099	35,910	11,931,505	208,738	60,474,604	1901
2,463	964,414	193,559	56,256,945	42,611	14,469,366	236,170	70,726,311	1902
2,935	1,558,252	196,010	61,668,834	56,480	16,976,567	252,490	78,645,401	1903
3,854	2,616,526	186,827	60,889,703	39,593	15,817,624	226,420	76,707,327	1904
2,589	1,576,025	182,467	61,883,335	38,236	14,771,746	220,703	76,655,081	1905
2,425	2,161,342	188,993	64,464,083	40,069	16,592,146	229,062	81,056,234	1906
2,720	2,476,160	142,417	48,374,390	27,983	13,912,921	170,400	62,287,311	1907*
3,364	3,173,422	187,024	69,403,774	43,825	20,701,092	230,849	90,104,866	1908
3,585	3,627,771	188,562	73,253,587	42,262	20,118,214	230,824	93,371,801	1909

9-10 EDWARD VII., A. 1910

STATEMENT showing the Number and Tonnage of Sea-going Vessels, Vessels States, and Vessels employed in the Coasting Trade, distinguishing Steam from 1868 to 1909, inclusive.

FISCAL YEARS.	SEA-GOING VESSELS.				VESSELS, EXCEPT FERRIES, EMPLOYED ON INLAND WATERS.				VESSELS EMPLOYED	
	Steam.		Sail.		Steam.		Sail.		Steam.	
	Vessels.	Tons.	Vessels.	Tons.	Vessels.	Tons.	Vessels.	Tons.	Vessels.	Tons.
1868	No returns given showing the number and tonnage of sea-going vessels, steam and sail, arrived at and departed from ports in Canada prior to 1876.				17,282	6,385,444	22,832	2,278,060	No returns given ployed in coast	
1869					13,165	3,342,142	20,884	2,122,337		
1870					14,356	3,944,028	22,314	2,386,959		
1871					16,862	5,262,574	24,847	2,747,421		
1872					12,720	4,334,180	20,949	2,527,276		
1873					12,594	2,949,199	23,858	2,714,263		
1874					11,645	2,906,867	20,367	2,441,629		
1875					11,421	2,377,241	15,786	1,821,006		
1876					11,208	2,187,677	15,376	1,812,758	25,752	6,806,888
1877					13,297	2,492,225	15,656	1,953,997	27,395	6,311,298
1878	3,226	2,450,338	14,290	4,234,046	14,401	3,311,327	16,110	2,059,269	26,206	8,371,853
1879	3,170	2,497,847	13,831	3,590,703	14,978	3,658,574	15,862	1,899,688	27,997	9,691,465
1880	3,740	3,274,117	14,630	3,512,597	15,662	4,025,672	18,844	2,765,459	36,437	11,371,401
1881	4,247	4,003,230	16,517	4,101,107	14,337	3,230,701	18,452	2,467,394	34,094	11,823,947
1882	4,802	4,214,914	16,336	3,721,648	15,523	3,169,953	18,959	2,273,367	37,732	12,193,554
1883	5,169	4,232,475	16,339	3,740,302	16,102	3,469,962	17,220	2,327,996	34,553	12,376,598
1884	5,512	4,635,468	16,831	3,848,833	16,457	3,533,194	16,356	2,341,531	33,586	12,156,690
1885	6,085	4,504,861	15,107	3,139,754	15,787	4,402,323	14,172	2,037,774	34,773	12,788,672
1886	5,742	4,759,730	15,629	3,284,841	16,968	3,912,436	13,989	2,012,225	36,435	12,734,162
1887	5,841	4,679,178	20,309	3,683,258	17,983	3,795,834	13,802	1,932,728	36,805	13,163,840
1888	6,535	5,715,346	24,272	3,482,457	17,686	3,885,896	15,810	2,133,609	41,466	14,677,255
1889	6,910	6,040,934	21,634	3,255,667	20,798	4,551,436	15,715	2,206,184	42,336	15,635,515
1890	7,585	6,655,137	23,539	3,673,148	24,437	5,709,953	16,864	2,408,762	50,529	17,499,505
1891	8,410	7,074,399	22,911	3,620,797	23,049	5,859,280	14,959	2,248,172	58,047	19,651,689
1892	8,259	6,962,515	22,702	3,790,459	21,595	5,786,649	12,787	2,152,822	58,640	19,946,565
1893	7,818	6,961,144	19,729	3,647,467	23,570	5,939,407	12,064	1,991,516	59,032	19,863,455
1894	8,172	7,336,220	20,168	3,944,316	26,173	7,163,587	11,493	1,908,958	61,146	21,663,471
1895	9,239	7,553,813	18,637	3,423,016	22,934	6,437,329	9,479	1,686,805	60,375	20,864,874
1896	10,758	8,188,520	19,044	3,270,304	23,714	8,338,473	11,468	2,073,176	66,494	22,514,499
1897	9,780	8,727,480	17,314	3,283,500	22,615	9,403,884	10,680	1,959,069	64,102	21,977,406
1898	10,287	9,607,834	17,500	2,977,651	25,476	10,075,753	10,784	2,084,878	76,246	23,820,468
1899	10,424	10,487,724	16,697	2,749,330	29,492	10,176,221	10,204	2,006,835	75,313	24,315,688
1900	11,725	11,477,309	16,821	2,697,812	31,253	10,320,847	11,641	2,418,127	78,980	27,936,359
1901	12,489	11,973,396	14,216	2,569,666	31,691	9,452,953	9,436	2,033,793	81,128	28,119,533
1902	12,926	12,218,099	17,380	2,513,389	35,842	13,036,872	11,565	2,257,044	92,944	33,480,507
1903	12,413	13,343,733	15,919	2,497,442	49,253	15,079,589	12,141	2,734,279	101,700	38,277,444
1904	12,539	13,503,451	17,505	2,323,254	31,280	13,087,965	10,346	2,287,535	97,339	38,629,705
1905	12,143	13,308,267	15,654	2,280,188	30,317	13,799,225	11,846	2,890,140	95,587	38,036,744
1906	13,207	14,539,289	16,609	2,304,140	33,252	15,197,412	11,919	2,691,331	100,097	39,448,341
*1907	10,412	12,388,889	10,063	1,515,985	27,012	12,912,115	12,918	3,778,902	74,710	27,597,968
1908	15,076	17,500,837	14,728	1,990,434	32,851	17,320,500	12,957	2,763,260	104,527	42,856,730
1909	16,182	17,806,086	14,000	1,959,790	33,348	18,924,727	10,189	2,011,000	108,083	45,120,352

*9 months.

SESSIONAL PAPER No. 10c

(except Ferries) trading on the Lakes and Rivers between Canada and the United States, which Arrived at and Departed from Canadian Ports during each Fiscal Year

IN COASTING TRADE.		RECAPITULATION—TOTAL VESSELS, STEAM AND SAIL.						FISCAL YEARS.
Sail.		Steam.		Sail.		Totals.		
Vessels.	Tons.	Vessels.	Tons.	Vessels.	Tons.	Vessels.	Tons.	
showing vessels em- ing trade prior to 1876								1868
								1869
								1870
								1871
								1872
								1873
								1874
35,823	3,494,051	39,953	11,219,347	64,969	8,992,791	104,922	20,212,138	1875
35,429	2,657,564	43,959	11,408,598	65,578	8,651,508	109,537	20,060,106	1876
34,840	2,675,808	43,833	14,133,428	65,240	8,969,123	109,073	23,102,551	1877
32,516	2,375,218	46,145	15,847,886	62,209	7,865,609	108,354	23,713,495	1878
34,056	2,681,612	55,839	18,671,190	67,530	8,959,668	123,369	27,630,858	1879
39,643	3,292,819	52,678	19,057,878	74,612	9,861,320	127,290	28,919,198	1880
38,034	2,597,510	58,057	19,578,421	73,329	8,592,525	131,386	28,170,946	1881
40,607	3,306,968	55,824	20,079,035	74,166	9,375,266	129,990	29,454,301	1882
45,784	3,317,017	55,555	20,325,352	78,971	9,507,381	134,526	29,832,733	1883
47,375	3,155,750	56,645	21,695,856	76,654	8,333,278	133,299	30,029,134	1884
52,625	3,634,112	59,145	21,406,328	82,243	8,931,178	141,388	30,337,506	1885
59,382	4,349,837	60,629	21,638,852	93,493	9,965,823	154,122	31,604,675	1886
58,650	4,112,024	65,687	24,278,497	98,732	9,728,090	164,419	34,006,587	1887
61,711	4,199,062	70,044	26,227,885	99,060	9,660,913	169,104	35,888,798	1888
68,600	5,297,610	82,551	29,863,695	109,003	11,379,520	191,554	41,243,215	1889
67,517	5,334,441	89,506	32,585,368	105,387	11,203,410	194,893	43,788,778	1890
63,796	5,163,364	88,494	32,695,729	99,285	11,106,645	187,779	43,802,374	1891
59,231	4,715,668	90,420	32,764,006	91,024	10,354,651	181,444	43,118,657	1892
57,723	4,897,497	95,491	36,163,278	89,384	10,750,771	184,875	46,914,049	1893
58,154	4,608,560	92,548	34,856,016	86,270	9,718,381	178,818	44,574,397	1894
58,523	4,917,251	100,966	39,041,492	89,035	10,260,734	190,001	49,302,226	1895
60,022	5,290,573	96,497	40,108,770	88,016	10,533,142	184,513	50,641,912	1896
66,599	5,813,482	112,009	43,504,055	94,883	10,876,011	206,892	54,380,066	1897
64,056	6,238,742	115,229	44,979,634	90,957	10,994,907	206,186	55,974,541	1898
64,249	5,695,371	121,958	49,734,515	92,711	10,811,310	214,669	60,545,825	1899
59,778	6,325,263	125,308	49,545,882	83,430	10,928,722	208,738	60,474,604	1900
65,513	7,220,400	141,712	58,735,478	94,458	11,990,833	236,170	70,726,311	1901
61,064	6,712,914	163,366	66,790,766	89,124	11,944,635	252,490	78,645,401	1902
57,411	6,875,417	141,158	65,221,121	85,262	11,486,206	226,420	76,707,327	1903
55,126	6,340,517	138,077	65,144,236	82,626	11,510,845	220,703	76,655,081	1904
53,978	6,875,721	146,556	69,185,942	82,506	11,871,192	229,062	81,056,234	1905
35,285	4,093,452	112,134	52,898,972	58,266	9,388,339	170,400	62,287,311	1906*
50,710	7,673,105	152,454	77,678,067	78,395	12,426,799	230,849	90,104,866	1907
49,022	7,549,646	157,613	81,851,365	73,211	11,520,436	230,824	93,371,801	1908

9-10 EDWARD VII., A. 1910

STATEMENT showing the Number and Tonnage of Sea-going Vessels Entered

NATIONALITY.	1907 (9 mos.)							
	Entered.		Cleared.		Totals.		Entered.	
	No. of Vessels.	Tons Register.	No. of Vessels.	Tons Register.	No. of Vessels.	Tons Register.	No. of Vessels.	Tons Register.
Canadian	3,990	819,652	3,890	1,079,489	7,880	1,899,141	4,969	1,213,027
British	2,554	4,117,117	1,934	3,459,604	4,488	7,576,721	3,505	5,718,550
Argentine							2	1,694
Austrian	1	1,437	1	1,437	2	2,874	2	2,786
Belgian	2	2,123			2	2,123		
Brazilian								
Chilian	1	2,097	1	1,778	2	3,875	2	2,676
Chinese								
Cuban								
Danish	21	19,500	26	24,932	47	44,432	27	26,403
Dutch	2	3,887	3	4,602	5	8,489		
French	76	36,039	62	34,074	138	70,113	153	54,533
German	21	48,554	25	54,591	46	103,145	42	97,528
Italian	16	18,070	21	23,361	37	41,431	15	16,604
Japanese	41	157,578	41	155,580	82	313,158	52	205,337
Mexican								
Norwegian and Swedish . .	568	755,655	591	784,430	1,159	1,540,085	789	1,036,118
Peruvian	1	1,111	1	1,111	2	2,222		
Portuguese	1	115	1	115	2	230		
Russian	11	5,329	18	11,207	29	16,536	21	18,677
Spanish							3	4,823
St. Pierre								
United States	3,368	1,133,204	3,186	1,147,095	6,554	2,280,299	5,504	1,789,532
Uruguayan							1	987
Totals	10,674	7,121,468	9,801	6,783,406	20,475	13,904,874	15,087	10,189,275

SESSIONAL PAPER No. 10c

at and cleared from Canadian Ports during each Fiscal Year 1907, 1908 and 1909.

1908.				1909.					
Cleared.		Totals.		Entered.		Cleared.		Totals.	
No. of Vessels.	Tons Register.	No. of Vessels.	Tons Register.	No. of Vessels.	Tons Register.	No. of Vessels.	Tons Register.	No. of Vessels.	Tons Register.
5,593	1,393,633	10,562	2,606,660	5,277	1,299,564	5,669	1,506,714	10,946	2,806,278
2,851	4,610,965	6,356	10,329,515	3,094	5,710,204	2,701	4,695,166	5,795	10,405,370
2	1,977	4	3,671						
1	1,716	3	4,502	3	5,502	4	7,572	7	13,074
1	296	1	296	1	1,249			1	1,249
1	1,333	3	4,014	1	1,810	2	3,066	3	4,876
29	28,401	56	54,804	45	67,342	40	55,875	85	123,217
				6	18,758	5	16,470	11	35,228
170	55,685	323	110,218	150	69,362	165	104,853	315	174,215
43	100,316	85	197,844	38	90,116	36	86,073	74	176,189
15	15,640	30	32,244	19	21,015	19	21,452	38	42,467
52	205,249	104	410,586	53	207,216	51	198,552	104	405,768
2	470	2	470						
816	1,100,427	1,605	2,136,545	669	961,193	707	995,089	1,376	1,956,282
1	153	1	153						
16	18,112	7	36,789	21	13,021	23	16,496	44	29,517
4	7,879	37	12,702	2	4,740	3	5,939	5	10,679
5,120	1,759,739	10,624	3,549,271	5,761	1,793,095	5,617	1,788,372	11,378	3,581,467
		1	987						
14,717	9,301,996	29,804	19,491,271	15,140	10,264,187	15,042	9,501,689	30,182	19,765,876

9-10 EDWARD VII., A. 1910

STATEMENT showing the Number and Tonnage of British (including Canadian) and Canadian Ports during each Fiscal

NATIONALITY.	1907 (9 mos.)							
	Entered.		Cleared.		Totals.		Entered.	
	No. of Vessels.	Tons Register.	No. of Vessels.	Tons Register.	No. of Vessels.	Tons Register.	No. of Vessels.	Tons Register.
British and Canadian—								
Steam	3,107	4,537,257	2,861	4,140,064	5,968	8,677,321	4,254	6,434,744
Sail	3,437	399,512	2,963	399,029	6,400	798,541	4,220	496,833
Totals	6,544	4,936,769	5,824	4,539,093	12,368	9,475,862	8,474	6,931,577
Foreign—								
Steam	2,350	1,854,719	2,094	1,856,849	4,444	3,711,568	3,625	2,787,444
Sail	1,780	329,980	1,883	387,464	3,663	717,444	2,988	470,254
Totals	4,130	2,184,699	3,977	2,244,313	8,107	4,429,012	6,613	3,257,698
Totals—								
Steam	5,457	6,391,976	4,955	5,996,913	10,412	12,388,889	7,879	9,222,188
Sail	5,217	729,492	4,846	786,493	10,063	1,515,985	7,208	967,087
Totals	10,674	7,121,468	9,801	6,783,406	20,475	13,904,874	15,087	10,189,275

SESSIONAL PAPER No. 10c

Foreign Sea-going Vessels, (both Steam and Sail) Entered at and Cleared from Year 1907, 1908 and 1909.

1908.				1909.					
Cleared.		Totals.		Entered.		Cleared.		Totals.	
No. of Vessels.	Tons Register.	No. of Vessels.	Tons Register.	No. of Vessels.	Tons Register.	No. of Vessels.	Tons Register.	No. of Vessels.	Tons Register.
3,865	5,421,029	8,119	11,855,773	4,429	6,438,547	4,260	5,734,609	8,689	12,173,156
4,579	583,569	8,799	1,080,402	3,942	571,221	4,110	467,271	8,052	1,038,492
8,444	6,004,598	16,918	12,936,175	8,371	7,009,768	8,370	6,201,880	16,741	13,211,648
3,332	2,857,620	6,957	5,645,064	3,820	2,790,249	3,673	2,842,681	7,493	5,632,930
2,941	439,778	5,929	910,032	2,949	464,170	2,999	457,128	5,948	921,298
6,273	3,297,398	12,886	6,555,096	6,769	3,254,419	6,672	3,299,809	13,441	6,554,228
7,197	8,278,649	15,076	17,500,837	8,249	9,228,796	7,933	8,577,290	16,182	17,806,086
7,520	1,023,347	14,728	1,990,434	6,891	1,035,391	7,109	924,399	14,000	1,959,790
14,717	9,301,996	29,804	19,491,271	15,140	10,264,187	15,042	9,501,689	30,182	19,765,876

9-10 EDWARD VII., A. 1910

STATEMENT showing the Number and Tonnage of Sea-going Vessels (both Steam during each Fiscal Year

PORTS.	1907 (9 mos.)							
	Entered.		Cleared.		Totals.		Entered.	
	No. of Vessels.	Tons Register.	No. of Vessels.	Tons Register.	No. of Vessels.	Tons Register.	No. of Vessels.	Tons Register.
Charlottetown, P.E.I.—								
Steam.....	31	40,752	60	61,182	91	101,934	40	43,484
Sail.....	17	2,979	6	466	23	3,445	31	4,123
Totals.....	48	43,731	66	61,648	114	105,379	71	47,607
Chatham, N.B.—								
Steam.....	20	32,361	21	32,293	41	64,654	18	31,549
Sail.....	18	5,673	21	6,759	39	12,432	14	8,100
Totals.....	38	38,034	42	39,052	80	77,086	32	39,649
Union Bay, B.C.—								
Steam.....	101	161,251	105	178,578	206	339,829	95	175,638
Sail.....	14	16,715	19	22,912	33	39,627	8	12,040
Totals.....	115	177,966	124	201,490	239	379,456	103	187,678
Halifax, N.S.—								
Steam.....	406	702,391	389	668,502	795	1,370,893	509	1,014,027
Sail.....	416	62,063	316	45,021	732	107,084	556	62,397
Totals.....	822	764,454	705	713,523	1,527	1,477,977	1,065	1,076,424
Hillsboro, N.B.—								
Steam.....	41	33,069	41	33,069	82	66,138	50	41,912
Sail.....	17	5,338	17	5,338	34	10,676	19	5,682
Totals.....	58	38,407	58	38,407	116	76,814	69	47,594
Louisbourg, N.S.—								
Steam.....	124	234,951	138	274,925	262	509,876	173	348,188
Sail.....	71	5,081	78	6,104	149	11,185	124	10,208
Totals.....	195	240,032	216	281,029	411	521,061	297	358,396
Montreal, Que.—								
Steam.....	284	930,542	283	926,965	567	1,857,507	397	1,362,563
Sail.....	3	627	2	1,021	5	1,648	2	1,409
Totals.....	287	931,169	285	927,986	572	1,859,155	399	1,363,972
Nanaimo, B.C.—								
Steam.....	138	158,910	278	176,051	416	334,961	272	295,640
Sail.....	5	5,479	5	5,026	10	10,505	16	13,836
Totals.....	143	164,389	283	181,077	426	345,466	288	309,476
Newcastle, N.B.—								
Steam.....	9	13,356	8	11,984	17	25,340	10	16,042
Sail.....	17	8,671	29	13,859	46	22,530	14	8,107
Totals.....	26	22,027	37	25,843	63	47,870	24	24,149
North Sydney, N.S.—								
Steam.....	196	120,395	209	140,632	405	261,027	313	211,525
Sail.....	415	31,478	286	30,492	701	61,970	479	38,889
Totals.....	611	151,873	495	171,124	1,106	322,997	792	250,414

SESSIONAL PAPER No. 10c

and Sail). Entered at and Cleared from the following Principal Ports in Canada 1907, 1908 and 1909.

1908.				1909.					
Cleared.		Totals.		Entered.		Cleared.		Totals.	
No. of Vessels.	Tons Register.	No. of Vessels.	Tons Register.	No. of Vessels.	Tons Register.	No. of Vessels.	Tons Register.	No. of Vessels.	Tons Register.
66	63,200	106	106,684	29	31,438	57	54,791	86	86,229
18	917	49	5,040	34	5,433	34	2,213	68	7,646
84	64,117	155	111,724	63	36,871	91	57,004	154	93,875
30	51,655	48	83,204	47	81,529	53	89,323	100	170,852
12	6,004	26	14,104	9	5,788	13	6,380	22	12,168
42	57,659	74	97,308	56	87,317	66	95,703	122	183,020
91	175,447	186	351,085	94	153,768	95	213,380	189	367,148
11	14,815	19	26,855	9	10,621	5	7,023	14	17,644
102	190,262	205	377,940	103	164,389	100	220,403	203	384,792
456	915,129	965	1,929,156	527	1,103,536	505	1,063,522	1,032	2,167,058
589	63,353	1,145	125,750	470	69,166	498	62,498	968	131,664
1,045	978,482	2,110	2,054,906	997	1,172,702	1,003	1,126,020	2,000	2,298,722
55	47,112	105	89,024	36	30,238	36	30,238	72	60,476
15	5,565	34	11,277	14	5,524	14	5,524	28	11,048
70	52,677	139	100,271	50	35,762	50	35,762	100	71,524
186	362,905	359	711,093	110	168,297	107	177,837	217	346,134
129	10,358	253	20,566	154	12,407	158	11,522	312	23,929
315	373,263	612	731,659	264	180,704	265	189,359	529	370,063
377	1,325,199	774	2,687,762	385	1,355,882	386	1,360,379	771	2,716,261
.....	2	1,409	2	2,066	1	1,310	3	3,376
377	1,325,199	776	2,689,171	387	1,357,948	387	1,361,689	774	2,719,637
463	359,103	735	654,743	286	257,189	507	310,086	793	567,275
37	19,571	53	33,407	22	19,129	63	28,748	85	47,877
500	378,674	788	688,150	308	276,318	570	338,834	878	615,152
14	20,757	24	36,799	4	7,806	7	11,734	11	19,040
23	10,619	37	18,726	13	8,680	27	12,361	40	21,041
37	31,376	61	55,525	17	15,086	34	24,095	51	40,081
308	215,036	621	426,561	313	187,266	343	240,856	656	428,122
336	27,966	815	66,855	540	57,345	307	31,041	847	88,386
641	243,002	1,436	493,416	853	244,611	650	271,897	1,503	516,508

9-10 EDWARD VII., A. 1910

STATEMENT showing the Number and Tonnage of Sea-

PORTS.	1907 (9 mos.)						Entered.	
	Entered.		Cleared.		Totals.			
	No. of Vessels.	Tons Register.	No. of Vessels.	Tons Register.	No. of Vessels.	Tons Register.	No. of Vessels	Tons Register.
Parrsboro, N.S.—								
Steam.....	23	23,019	26	28,847	49	51,866	37	34,406
Sail.....	35	8,466	22	9,179	57	17,645	168	42,885
Totals.....	58	31,485	48	38,026	106	69,511	205	77,291
Quebec, Que.—								
Steam.....	208	847,156	132	494,203	340	1,341,359	310	1,246,121
Sail.....	32	10,521	30	12,115	62	22,636	23	2,837
Totals.....	240	857,677	162	506,318	402	1,363,995	333	1,248,958
St. Andrews, N.B.—								
Steam.....	233	26,361	234	25,873	467	52,234	369	32,003
Sail.....	166	4,065	145	1,492	311	5,557	158	4,624
Totals.....	399	30,426	379	27,365	778	57,791	527	36,627
St. John, N.B.—								
Steam.....	339	747,090	247	531,654	586	1,278,744	393	978,297
Sail.....	677	78,574	692	77,819	1,369	156,393	940	105,319
Totals.....	1,016	825,664	939	609,473	1,955	1,435,137	1,333	1,083,616
Sydney, N.S.—								
Steam.....	161	301,385	152	287,974	313	589,359	205	361,361
Sail.....	33	7,179	132	7,655	165	14,834	59	7,414
Totals.....	194	308,564	284	295,629	478	604,193	264	368,775
Vancouver, B.C.—								
Steam.....	686	517,947	629	488,618	1,315	1,006,565	1,286	956,934
Sail.....	43	26,690	33	26,306	76	52,006	50	37,896
Totals.....	729	544,547	662	514,924	1,391	1,059,471	1,336	994,830
Victoria, B.C.—								
Steam.....	846	929,139	844	868,118	1,690	1,797,257	1,130	1,348,669
Sail.....	44	32,342	35	26,753	79	59,095	51	29,139
Totals.....	890	961,481	879	894,871	1,769	1,856,352	1,181	1,377,808
Yarmouth, N.S.—								
Steam.....	156	112,610	155	112,014	311	224,624	215	149,652
Sail.....	395	33,017	360	33,075	755	66,092	521	50,902
Totals.....	551	145,627	515	145,089	1,066	290,716	736	200,554
Other ports—								
Steam.....	1,455	459,291	1,004	655,431	2,459	1,114,722	2,057	574,177
Sail.....	2,799	384,624	2,618	455,101	5,417	839,725	3,975	521,280
Totals.....	4,254	843,915	3,622	1,110,532	7,876	1,954,447	6,032	1,095,457
Total ports—								
Steam.....	5,457	6,391,976	4,955	5,996,913	10,412	12,388,889	7,879	9,222,188
Sail.....	5,217	729,492	4,846	786,493	10,063	1,515,985	7,208	967,087
Totals.....	10,674	7,121,468	9,801	6,783,406	20,475	13,904,874	15,087	10,189,275

SESSIONAL PAPER No. 10c

going Vessels (both Steam and Sail)—*Concluded.*

1908.				1909.					
Cleared.		Totals.		Entered.		Cleared.		Totals.	
No. of Vessels.	Tons Register.	No. of Vessels.	Tons Register.	No. of Vessels.	Tons Register.	No. of Vessels.	Tons Register.	No. of Vessels.	Tons Register.
38	32,085	75	66,491	34	35,641	31	32,697	65	68,338
201	50,583	369	93,468	98	27,202	120	36,181	218	63,383
239	82,668	444	159,959	132	62,843	151	68,878	283	131,721
147	532,545	457	1,778,666	305	1,236,663	137	548,355	442	1,785,018
21	7,369	44	10,206	29	7,717	17	10,019	46	17,736
168	539,914	501	1,788,872	334	1,244,380	154	553,374	488	1,802,754
367	32,553	736	64,556	575	37,836	561	33,685	1,136	71,521
139	1,821	297	6,445	231	5,218	210	2,444	441	7,662
506	34,374	1,033	71,001	806	43,054	771	36,129	1,577	79,183
283	667,521	676	1,645,818	366	934,569	286	587,154	652	1,521,723
953	103,009	1,893	213,319	876	103,710	1,940	99,948	1,916	203,658
1,236	775,521	2,569	1,859,157	1,242	1,033,279	1,326	687,102	2,568	1,725,381
251	424,392	456	785,753	213	377,805	195	328,363	408	706,168
202	14,632	261	22,046	35	4,615	246	16,322	281	20,937
453	439,024	717	807,799	248	382,420	441	344,685	689	727,105
1,268	1,010,286	2,554	1,967,220	1,477	1,265,018	1,603	1,304,977	3,080	2,569,995
166	40,127	216	78,023	56	26,459	53	20,339	109	46,798
1,434	1,050,413	2,770	2,045,243	1,533	1,291,477	1,656	1,325,316	3,189	2,616,793
1,118	1,287,679	2,248	2,636,348	1,187	1,339,311	1,214	1,404,860	2,401	2,744,171
43	30,500	94	59,639	22	14,508	15	10,894	37	25,402
1,161	1,318,179	2,342	2,695,987	1,209	1,353,819	1,229	1,415,754	2,438	2,769,573
246	186,809	461	336,461	174	124,699	175	124,913	349	249,612
475	21,186	996	72,088	450	39,812	464	34,203	914	74,015
721	207,995	1,457	408,549	624	164,511	639	159,116	1,263	323,627
1,433	569,236	3,490	1,143,413	2,087	500,805	1,635	690,140	3,722	1,160,945
4,150	589,961	8,125	1,111,241	3,827	609,991	3,824	525,429	7,651	1,135,420
5,583	1,159,197	11,615	2,254,634	5,914	1,110,796	5,459	1,185,569	11,373	2,296,355
7,197	8,278,649	15,076	17,500,837	8,249	9,228,796	7,933	8,577,290	16,182	17,806,086
7,520	1,023,347	14,728	1,990,434	6,891	1,035,391	7,109	924,399	14,000	1,959,790
14,717	9,301,996	29,804	19,491,271	15,140	10,264,187	15,042	9,501,689	30,182	19,765,876

9-10 EDWARD VII., A. 1910

STATEMENT showing the Number and Tonnage of Vessels (both Steam and Sail) Trading
which Arrived at and Departed from Canadian Ports

NATIONALITY.	1907 (9 mos.)							
	Arrived.		Departed.		Totals.		Arrived.	
	No. of Vessels.	Tons Register.	No. of Vessels.	Tons Register.	No. of Vessels.	Tons Register.	No. of Vessels.	Tons Register.
Canadian—								
Steam.....	8,863	3,962,273	8,168	3,391,970	17,031	7,354,243	7,956	4,293,542
Sail.....	2,856	1,155,587	2,887	1,173,438	5,743	2,329,025	1,079	249,764
Totals.....	11,719	5,117,860	11,055	4,565,408	22,774	9,683,268	9,035	4,453,306
United States—								
Steam.....	4,997	2,782,970	4,984	2,774,902	9,981	5,557,872	8,459	4,188,702
Sail.....	3,344	702,581	3,831	747,296	7,175	1,449,877	4,828	1,070,044
Totals.....	8,341	3,485,551	8,815	3,522,198	17,156	7,007,749	13,287	5,258,746
Totals—								
Steam.....	13,860	6,745,243	13,152	6,166,872	27,012	12,912,115	16,415	8,392,244
Sail.....	6,200	1,858,168	6,718	1,920,734	12,918	3,778,902	5,907	1,319,808
Totals.....	20,060	8,603,411	19,870	8,087,606	39,930	16,691,017	22,322	9,712,052

SESSIONAL PAPER No. 10c

on the Lakes and Rivers between Canada and the United States, not including Ferries, during each Fiscal Year 1907, 1908 and 1909.

1908.				1909.					
Departed.		Totals.		Arrived.		Departed.		Totals.	
No. of Vessels.	Tons Register.	No. of Vessels.	Tons Register.	No. of Vessels.	Tons Register.	No. of Vessels.	Tons Register.	No. of Vessels.	Tons Register.
7,986 1,212	4,355,872 302,008	15,942 2,291	8,559,414 551,772	8,698 822	5,587,434 194,378	7,900 881	5,011,499 206,201	16,598 1,703	10,598,933 400,579
9,198	4,657,880	18,233	9,111,186	9,520	5,781,812	8,781	5,217,700	18,301	10,999,512
8,450 5,838	4,572,384 1,141,444	16,909 10,666	8,761,086 2,211,488	8,353 3,901	4,087,591 757,473	8,397 4,585	4,238,203 852,948	16,750 8,486	8,325,794 1,610,421
14,288	5,713,828	27,575	10,972,574	12,254	4,845,064	12,982	5,091,151	25,236	9,936,215
16,436 7,050	8,928,256 1,443,452	32,851 12,957	17,320,500 2,763,260	17,051 4,723	9,675,025 951,851	16,297 5,466	9,249,702 1,059,149	33,348 10,189	18,924,727 2,011,000
23,486	10,371,708	45,808	20,083,760	21,774	10,626,876	21,763	10,308,851	43,537	20,933,727

9-10 EDWARD VII., A. 1910

STATEMENT showing the Number and Tonnage of Vessels (both Steam and Sail)
Canadian ports during each Fiscal

NATIONALITY.	1907 (9 mos.)							
	Arrived.		Departed.		Totals.		Arrived.	
	No. of Vessels.	Tons Register.	No. of Vessels.	Tons Register.	No. of Vessels.	Tons Register.	No. of Vessels.	Tons Register.
British and Canadian—								
Steam	35,690	13,212,481	37,300	12,116,733	72,990	25,329,214	54,368	21,314,515
Sail.	17,342	1,977,120	16,943	1,908,926	34,285	3,886,046	24,845	3,781,927
Totals.	53,032	15,189,601	54,243	14,025,659	107,275	29,215,260	79,213	25,096,442
Foreign—								
Steam	822	1,112,684	598	1,156,070	1,720	2,268,754	1,198	1,535,801
Sail.	603	113,546	397	93,860	1,000	207,406	601	102,503
Totals.	1,425	1,226,230	1,295	1,249,930	2,720	2,476,160	1,799	1,638,304
Totals—								
Steam	36,512	14,325,165	38,198	13,272,803	74,710	27,597,968	55,566	22,850,316
Sail.	17,945	2,090,666	17,340	2,002,786	35,285	4,093,452	25,446	3,884,430
Totals.	54,457	16,415,831	55,538	15,275,589	109,995	31,691,420	81,012	26,734,746

SESSIONAL PAPER No. 10c

Employed in the Coasting Trade of Canada, which Arrived at and Departed from Year 1907, 1908 and 1909.

1908.				1909.					
Departed.		Totals.		Arrived.		Departed.		Totals.	
No. of Vessels.	Tons Register.	No. of Vessels.	Tons Register.	No. of Vessels.	Tons Register.	No. of Vessels.	Tons Register.	No. of Vessels.	Tons Register.
47,846	18,549,764	102,214	39,864,279	55,984	22,295,771	48,970	19,294,280	104,954	41,590,051
24,814	3,710,207	49,659	7,492,134	24,347	3,742,621	24,219	3,709,755	48,566	7,452,376
72,660	22,259,971	151,873	47,356,413	80,331	26,038,392	73,189	23,004,035	153,520	49,042,427
1,115	1,456,650	2,313	2,992,451	1,217	1,564,662	1,912	1,965,839	3,129	3,530,501
450	78,468	1,051	180,971	157	41,968	299	55,302	456	97,270
1,565	1,535,118	3,364	3,173,422	1,374	1,606,630	2,211	2,021,141	3,585	3,627,771
48,961	20,006,414	104,527	42,856,730	57,201	23,860,433	50,882	21,260,119	108,083	45,120,552
25,264	3,788,675	50,710	7,673,105	24,504	3,784,589	24,518	3,765,037	49,022	7,549,646
74,225	23,795,089	155,237	50,529,835	81,705	27,645,022	75,400	25,025,176	157,105	52,670,198

9-10 EDWARD VII., A. 1910

R E C A P I T U

STATEMENT showing the Number and Tonnage of Vessels, including those Employed on
Ports during each Fiscal

NATIONALITY.	1907 (9 mos.)							
	Arrived.		Departed.		Totals.		Arrived.	
	No. of Vessels.	Tons Register.	No. of Vessels.	Tons Register.	No. of Vessels.	Tons Register.	No. of Vessels.	Tons Register.
Sea-going vessels—								
British and Canadian	6,544	4,936,769	5,824	4,539,093	12,368	9,475,862	8,474	6,931,577
Foreign.....	4,130	2,184,699	3,977	2,244,313	8,107	4,429,012	6,613	3,257,698
Totals	10,674	7,121,468	9,801	6,783,406	20,475	13,904,874	15,087	10,189,275
Vessels trading on lakes and rivers between Canada and the United States—								
Canadian	11,719	5,117,860	11,055	4,565,408	22,774	9,683,268	9,035	4,453,306
United States....	8,341	3,485,551	8,815	3,522,198	17,156	7,007,749	13,287	5,258,746
Totals	20,060	8,603,411	19,870	8,087,606	39,930	16,691,017	22,322	9,712,052
Vessels employed in the coasting trade—								
British and Canadian	53,032	15,189,601	54,243	14,025,659	107,275	29,215,260	79,213	25,096,442
Foreign.....	1,425	1,226,230	1,295	1,249,930	2,720	2,476,160	1,799	1,638,304
Totals	54,457	16,415,831	55,538	15,275,589	109,995	31,691,420	81,012	26,734,746
Recapitulation—								
British and Canadian	71,295	25,244,230	71,122	23,130,160	142,417	48,374,390	96,722	36,481,325
Foreign.....	13,896	6,896,480	14,087	7,016,441	27,983	13,912,921	21,699	10,154,748
Totals	85,191	32,140,710	85,209	30,146,601	170,400	62,287,311	118,421	46,636,073

SESSIONAL PAPER No. 10c

L A T I O N.

Inland Waters, not including Ferries, which Arrived at and Departed from Canadian Year 1907, 1908 and 1909.

1908.				1909.					
Departed.		Totals.		Arrived.		Departed.		Totals.	
No. of Vessels.	Tons Register.	No. of Vessels.	Tons Register.	No. of Vessels.	Tons Register.	No. of Vessels.	Tons Register.	No. of Vessels.	Tons Register.
8,444	6,004,598	16,918	12,936,175	8,371	7,009,768	8,370	6,201,880	16,741	13,211,648
6,273	3,297,398	12,886	6,555,096	6,769	3,254,419	6,672	3,299,809	13,441	6,554,228
14,717	9,301,996	29,804	19,491,271	15,140	10,264,187	15,042	9,501,689	30,182	19,765,876
9,198	4,657,880	18,233	9,111,186	9,520	5,781,812	8,781	5,217,700	18,301	10,999,512
14,288	5,713,828	27,575	10,972,574	12,254	4,845,064	12,982	5,091,151	25,236	9,936,215
23,486	10,371,708	45,808	20,083,760	21,774	10,626,876	21,763	10,308,851	43,537	20,935,727
72,660	22,259,971	151,873	47,356,413	80,331	26,038,392	73,189	23,004,035	153,520	49,042,427
1,565	1,535,118	3,364	3,173,422	1,374	1,606,630	2,211	2,021,141	3,585	3,627,771
74,225	23,795,089	155,237	50,529,835	81,705	27,645,022	75,400	25,025,176	157,105	52,670,198
90,302	32,922,449	187,024	69,403,774	98,222	38,829,972	90,340	34,423,615	188,562	73,253,587
22,126	10,546,344	43,825	20,701,092	20,397	9,706,113	21,865	10,412,101	42,262	20,118,214
112,428	43,468,793	230,849	90,104,866	118,619	48,536,085	112,205	44,835,716	230,824	93,371,801

9-10 EDWARD VII., A. 1910

TRADE COMMISSIONER SERVICE.

CONTINUED EXTENSION DURING THE YEAR.

The Canadian Trade Commissioner Service now comprises eighteen Trade Commissioners and six Commercial agents, an increase of three during the year. The policy of gradual extension has been continued in that three new offices were opened, viz., in Belfast, Ireland; Havana, Cuba, and a special Trade Commissionership created with jurisdiction in Holland, Denmark and Germany. These appointments were filled respectively by Mr. F. A. C. Bickerdike, Mr. E. S. Kirkpatrick and Mr. W. T. R. Preston, lately transferred from Yokohama, Japan.

Owing to the death of the late Mr. Alex. J. McLean at Shanghai, at least one additional appointment and several transfers were made. Mr. J. B. Jackson was moved from Leeds to the post left vacant by Mr. McLean's death, Mr. J. M. Mussen being gazetted in his place. Mr. G. A. Harris succeeded Mr. Preston at Yokohama.

LIST of Canadian Trade Commissioners and Commercial Agents with location and date of appointment.

Name.	Date of Birth.	Date of First Appointment.	Present Location.
-------	----------------	----------------------------	-------------------

TRADE COMMISSIONERS.

E. D. Arnaud	Oct. 20, 1847	Feb. 15, 1905	Bristol, England.
F. A. C. Bickerdike	Dec. 27, 1871	Jan. 19, 1909	Belfast, Ireland.
John A. Chesley	May 10, 1845	Feb. 8, 1907	Cape Town, South Africa.
A. W. Donly	May 6, 1866	Jan. 1, 1905	Mexico, Mex.
W. G. Fischer	May 16, 1831	Nov. 1, 1908	Glasgow, Scotland.
E. H. S. Flood	Mar. 20, 1855	Dec. 10, 1907	Barbados, B. W. I.
G. A. Harris	Dec. 15, 1880	Mar. 22, 1909	Yokohama, Japan.
J. B. Jackson	Mar. 24, 1856	Nov. 1, 1903	Shanghai, China.
E. S. Kirkpatrick	May 1, 1909	Havana, Cuba.
J. S. Larke	May 28, 1840	Aug. 25, 1894	Sydney, Australia.
W. A. MacKinnon	Feb. 28, 1874	July 15, 1904	Birmingham, England.
P. B. MacNamara	April 6, 1849	Nov. 1, 1903	Manchester, England.
J. M. Mussen	Dec. 17, 1863	Aug. 1909	Leeds, England.
A. Poindron	Mar. 26, 1861	Aug. 29, 1902	Paris, France.
H. R. Poussette	Aug. 8, 1872	Dec. 21, 1908	Durban, Natal.
W. T. R. Preston	Sept. 6, 1853	Aug. 31, 1906	——, Holland.
J. E. Ray	May 8, 1873	Dec. 21, 1908	St. John's, Nfld.
D. H. Ross	April 20, 1864	Mar. 7, 1903	Melbourne, Australia.

COMMERCIAL AGENTS.

R. Bryson	Jan. 1, 1896	St. John, Antigua, B. W. I.
R. H. Curry	Dec. 15, 1908	Nassau, Bahamas, B. W. I.
E. A. H. Haggart	Nov. 1, 1907	Kingston, Jamaica, B. W. I.
S. L. Horsford	Mar. 3, 1892	St. Kitts, B. W. I.
C. E. Sontum	May. 10, 1893	Christiania, Norway.
Edgar Tripp	Mar. 3, 1892	Port of Spain, Trinidad, B. W. I.

SESSIONAL PAPER No. 10c

WEEKLY REPORT.

SCOPE OF REPORT BROADENED.

The Weekly Report continues as a valuable medium for disseminating the information furnished to the department by the Trade Commissioners and Commercial Agents. In addition to the reports sent regularly by the various offices of the service, an effort has been made to increase its usefulness by directing the investigations of the Trade Commissioners along lines suggested by the department with respect to different phases of trade development and then publishing the results of these inquiries simultaneously. All items of interest to manufacturers and exporters which pass through the department are also condensed for publication.

There are now 3,300 copies sent out weekly to every part of the Dominion. This represents an increase in circulation of 350 during the year, or over 800 in two years. This publication is mailed to applicants in Canada free of charge.

TRADE INQUIRIES RECEIVED.

Statement showing the number of trade inquiries received from Canadian Trade Commissioners and Commercial Agents and other sources at the Department of Trade and Commerce, and published in departmental reports during the calendar years 1898 to 1909, inclusive.

Year.	—	No.	Monthly Averages.	Year.	—	No.	Monthly Averages.
1898..	19	1·58	1904..	566	47·16
1899..	167	13·91	1905..	819	68·25
1900..	390	32·50	1906..	1,664	138·66
1901..	319	26·58	1907..	1,816	151·33
1902..	330	27·50	1908..	2,108	175·66
1903..	470	39·16	*1909..	1,926	160·5

TRADE INQUIRY ADDRESSES FURNISHED.

Statement showing the number of addresses to trade inquiries furnished upon application to readers of Trade and Commerce reports for the same period as above.

Year.	—	No.	Monthly Average.
1898..	(Quarterly Report published)	5
1899..	(Monthly Report published)	90	7·5
1900..	" " "	79	6·58
1901..	" " "	134	11·16
1902..	" " "	151	12·58
1903..	" " "	1,164	97·00
1904..	(Weekly Report published)	2,985	248·75
1905..	" " "	8,960	746·65
1906..	" " "	9,594	799·50
1907..	" " "	9,576	798·00
1908..	" " "	8,767	730·6
*1909..	" " "		

* Estimated only, from monthly average until August, 1909.

DOMINION OF CANADA
REPORT
OF THE
DEPARTMENT OF TRADE AND COMMERCE
FOR THE
FISCAL YEAR ENDED MARCH 31
1909
PART V
GRAIN STATISTICS
INCLUDING THE CROP YEAR ENDED AUGUST 31, 1909, AND THE SEASON OF
NAVIGATION ENDED DECEMBER 10, 1909

PRINTED BY ORDER OF PARLIAMENT



OTTAWA

PRINTED BY CHARLES HENRY PARMELEE, PRINTER TO THE KING'S MOST
EXCELLENT MAJESTY

1910

GENERAL INDEX

PART I.—CANADIAN TRADE:—

Imports into and Exports from Canada.
(Itemized and General Statements.)

PART II.—CANADIAN TRADE:—

1. With France.
2. With Germany.
3. With United Kingdom.
4. With United States.

PART III.—CANADIAN TRADE:—

With Foreign Countries.
(Except France, Germany, United Kingdom and United States.)

PART IV.—CANADIAN TRADE:—

MISCELLANEOUS INFORMATION—

1. Annuities.
2. Bounties.
3. Chinese Immigration.
4. Lumber and Staple Products.
5. Revenue and Expenditure of Department of Trade and Commerce.
6. Statistical Record of the Progress of Canada.
7. Tonnage Tables.
8. Trade Commissioner Service.

PART V.—Grain Statistics.

PART VI.—Subsidized Steamship Services.

PART VII.—Trade of Foreign Countries and Treaties and Conventions.

NOTE.—*The above parts will not necessarily be issued in the order indicated.*

TABLE OF CONTENTS.

PART V.

GRAIN STATISTICS.

	PAGE.
Table 5. No. 1.—Wheat and other Grain Inspected and Fees collected, 1909.....	5
" 2.—Grain weighed in Manitoba and Eastern Inspection Divisions, 1902 to 1909.....	10
" 3.—Elevators in operation in Western Inspection Division.....	11
" 4.—Elevators operated under License, 1901 to 1909.....	11
" 5.—Railways on which Elevators and Warehouses are operated with Number and Capacity on each.....	12
" 6.—Licenses issued in the Western Grain Inspection Division, 1903-4, 1904-5, 1905-6, 1906-7, 1907-8 and 1908-9.....	12
" 7.—Quantity of Grain handled by interior Elevators.....	14
" 8.—Elevators in Eastern Inspection Division with Location and Capacity of same.....	15
" 9.—Vessels and Cars inspected by districts in the Eastern Grain Inspection Division.....	16
" 10.—Number of Cars of Grain Inspected at Winnipeg and other points in the West, by grades, Crop year ended August 31, 1905, 1906, 1907, 1908, and 1909.....	17
" 11.—Number of Cars Inspected at Winnipeg and other points in the West, with Total Quantity of each kind of Grain, 1900 to 1909.....	19
" 12.—Table of Wheat Prices at Winnipeg, 1905 to 1909.....	20
" 13.—Number of Surveys held at Winnipeg crop year 1908, 1909 and four months 1910.....	21
" 14.—Receipts of Grain at Terminal Elevators, Fort William and Port Arthur for the Crops of 1900 to 1909.....	22
" 15.—Quantity of each kind of Grain shipped from Fort William and Port Arthur, Crop years ended August 31, 1901 to 1909.....	22
" 16.—Receipts and Shipments at Terminal Elevators by months for crop year 1909, and comparison 1908.....	23
" 17.—Receipts and Shipments at Eastern Transfer Elevators by months for crop year 1909.....	24
" 18.—Shipments of Grain with Destination of same from Fort William and Port Arthur during Seasons of Navigation, 1906, 1907, 1908 and 1909.....	25
" 19.—Shipments of Grain by Vessels and the All-rail Route from Fort William and Port Arthur for crop years ended August 31, 1900 to 1909.....	28
" 20.—Shipments of Grain with Destination of same from Fort William and Port Arthur for crop year 1907, 1908 and 1909.....	31
" 21.—Shipments of Grain from Winnipeg and other points in the West Inspected at Winnipeg, Calgary and Duluth, and billed to points East and West by the All-rail Route, for the crop years ended August 31, 1900 to 1909.....	33
" 22.—Exports of Canadian Grain from Canadian Ports Calendar years 1907, 1908 and 1909.....	34
" 23.—Canadian Wheat and Flour in Transit shipped from United States Ports for years ending June 30, 1907, 1908 and 1909.....	35
" 24.—Rates on Grain by Vessel from Fort William and Port Arthur, Season Navigation, 1909.....	35
" 25.—Number of Vessels carrying Grain from Fort William and Port Arthur, during season of navigation, April 28 to December 10, 1909, and Quantity handled by each.....	36
" 26.—Acreage under Crop in Manitoba, Saskatchewan and Alberta, 1900 to 1909.....	39
" 27.—Estimated Average Yield per acre, 1898 to 1909.....	40
" 28.—Estimated Acreage under Crop in Eastern Provinces, viz, Ontario, Quebec, New Brunswick, Nova Scotia and Prince Edward Island, 1900 to 1909.....	41

	PAGE.
Table No. 29.—Estimated Average Yield per acre in Eastern Provinces, years 1898 to 1909.....	43
“ 30.—Exceptional Yield of Wheat in Provinces of Alberta, Saskatchewan and Manitoba, 1908. and 1909.....	45
“ 31.—Estimated Grain Production in Canada, 1900. to 1909.....	47
“ 32.—World's Wheat Production, 1906, 1907 and 1908.....	50
“ 33.—World's Oat Production, 1906, 1907 and 1908.....	51
“ 34.—World's Barley Production, 1906, 1907 and 1908.....	52
“ 35.—Revenue accrued for years ended June 30, 1904, 1905, 1906, 1907 (9 mos.) Fiscal Years ended March 31, 1908 and 1909, from Inspection of Staples or General Inspection Branch.....	53
“ 36.—Fees chargeable under statute for Inspection of Staple Articles under the Inspection and Sales Act.....	53
“ 37.—Wheat exported from Canada, 1874 to 1909.	54
“ 38.—Oats exported from Canada, 1874 to 1909.	56
“ 39.—Barley exported from Canada, 1874 to 1909.	58
“ 40.—Rates on Grain, by rail, from Points in the West to Points in the East.....	60

INSPECTION AND WEIGHING OF GRAIN UNDER PROVISION OF CHAP. 85. REVISED STATUTES OF CANADA, 1906, AND AMENDMENTS THERETO.

No. 1.—STATEMENT showing Quantity of Wheat and other Grain inspected and Fees collected on same for the Year ended March 31, 1909.

GRADES.	EASTERN INSPECTION DIVISION.					Manitoba Inspection Division.	Grand Total.
	Kingston.	Peter- borough.	Toronto.	Montreal.	Total.		
	Bush.	Bush.	Bush.	Bush.	Bush.	Bush.	Bush.
Wheat, spring—							
Manitoba Hard No. 1						166,950	166,950
Hard White Fife No. 1						15,750	15,750
Northern—							
No. 1						12,954,900	12,954,900
No. 2			2,000		2,000	18,325,650	18,327,650
No. 3						17,263,050	17,263,050
Spring—							
No. 2		7,124	1,666		8,790		8,790
No. 3							
Rejected.			845		845	2,098,950	2,099,795
" No. 1						2,230,200	2,230,200
" No. 2						2,165,100	2,165,100
No grade						1,697,850	1,697,850
Condemned						39,900	39,900
Manitoba rejected			117,500		117,500		117,500
Goose—							
No. 2		2,461	1,000		3,461		3,461
No. 3							
Macaroni No. 1				1,337,500	1,337,500		1,337,500
Durum No. 1				8,300	8,300		8,300
Commercial grades—							
No. 4						7,006,650	7,006,650
No. 5						3,585,750	3,585,750
No. 6			667		667	1,916,250	1,916,917
Feed			833		833	1,356,600	1,357,433
" No. 2						583,800	583,800
No established grade						4,200	4,200
Total spring wheat		9,585	124,511	1,345,800	1,479,896	71,411,550	72,891,446
Wheat, winter—							
Red Winter—							
No. 1			34,830		34,830		34,830
No. 2	666	20,832	369,127	24,900	415,525		415,525
No. 3	1,000		8,767		9,767		9,767
No grade							
Rejected							
Commercial grade			1,000		1,000		1,000
American Red Winter—							
No. 2							
White Winter—							
No. 1	4,400	700	148,570		153,670		153,670
No. 2	9,460	61,243	1,601,460	79,784	1,751,947		1,751,947
No. 3	1,000		26,240		27,240		27,240
No grade			36,109		36,109		36,109
Rejected	2,000	632	3,666		6,298		6,298
Commercial grade			35,040		35,040		35,040
Mixed Winter—							
No. 1			42,517		42,517	35,700	78,217
No. 2	1,720	23,504	872,139	50,311	947,674	36,750	984,424
No. 3			169,948	1,020	170,968	8,400	179,368
No grade			25,300		25,300		25,300
Rejected	1,420		53,777		55,197		55,197
Commercial grade			80,175		80,175		80,175
American Hard Winter—							
No. 2				867,500	867,500		867,500
Alberta Red Winter—							
No. 1						462,000	462,000
No. 2						835,800	835,800
No. 3						843,150	843,150
No. 4							
No grade						11,550	11,550
Rejected						12,600	12,600

9-10 EDWARD VII., A. 1910

No. 1.—STATEMENT showing Quantity of Wheat and other Grain inspected and Fees collected, &c.—*Continued.*

GRADES.	EASTERN INSPECTION DIVISION.					Manitoba Inspection Division.	Grand Total.
	Kingston.	Peter- borough.	Toronto.	Montreal.	Total.		
Wheat, winter— <i>Con.</i> Alberta White Win- ter—							
No. 1.....						25,200	25,200
No. 2.....						57,750	57,750
No. 3.....						52,500	52,500
Rejected No. 1....						162,750	162,750
" No. 2.....						153,300	153,300
Commercial grades—							
No. 4.....						382,200	382,200
No. 5.....						246,750	246,750
No. 6.....							
Feed.....							
" No. 2.....							
Total winter wheat	21,666	106,911	3,508,665	1,023,515	4,660,757	3,326,400	7,987,157
Grand total, wheat	21,666	116,496	3,633,176	2,369,315	6,140,653	74,737,950	80,878,603
Indian corn—							
American—							
No. 2.....			1,785	231,492	233,277		233,277
No. 3.....	1,000		1,726	5,000	7,726		7,726
No grade.....							
Rejected.....				3,000	3,000		3,000
Condemned.....							
Canadian—							
No. 2 mixed.....			5,712		5,712		5,712
No. 3 mixed.....			2,000		2,000		2,000
No. 2 yellow.....			16,674		16,674		16,674
Rejected yellow...			1,464	7,000	8,464		8,464
Total Indian corn	1,000		29,361	206,492	276,853		276,853
Oats—							
No. 1.....			14,359	1,250	15,609		15,609
No. 2.....	15,872	266,203	351,908	42,636	679,619		679,619
No. 3.....		143,426	322,341	135,643	601,410		601,410
No. 4.....		11,008	16,289	99,686	126,983		126,983
Canadian Western—							
No. 1, extra.....						10,800	10,800
No. 1.....						862,200	862,200
No. 2.....						8,785,800	8,785,800
No. 3.....						1,420,200	1,420,200
No. 1 mixed.....						1,800	1,800
No. 2 mixed.....						84,600	84,600
Feed extra No. 1....						2,991,600	2,991,600
Feed No. 2.....						1,873,800	1,873,800
Feed No. 3.....						788,400	788,400
Rejected, C.W.....	63,163		56,125		119,288	3,907,800	4,027,088
No grade.....		442,276	41,700		483,976	622,800	1,106,776
Condemned.....						41,400	41,400
Sampling.....							
Rejected.....		10,415	95,496	54,577	160,488		160,488
Total oats.....	79,035	873,328	901,218	333,792	2,187,373	21,391,200	23,578,573
Buckwheat—							
No. 2.....	10,647	190,626	460,333	148,694	810,300		810,300
No. 3.....			1,250		1,250		1,250
No grade.....				55,578	55,578		55,578
Rejected.....	1,200		12,429	2,499	16,128		16,128
Total buckwheat..	11,847	190,626	474,012	206,771	883,256		883,256
Barley—							
No. 1.....			12,708		12,708		12,708
No. 2.....		59,350	204,536	100,737	364,623	9,600	374,223
No. 3, extra.....	2,600	25,939	500,672	37,796	567,007	128,400	695,407
No. 3.....	10,229	17,239	441,735	25,015	494,218	1,824,000	2,318,218
No. 4.....		1,668	20,192	2,145	21,005	951,600	975,605

SESSIONAL PAPER No. 10d

No. 1.—STATEMENT showing Quantity of Wheat and other Grain inspected and Fees collected. &c.—*Concluded.*

GRADES.	EASTERN INSPECTION DIVISION.					Manitoba Inspection Division.	Grand Total.
	Kingston.	Peter- borough.	Toronto.	Montreal.	Total.		
Barley—Con.							
Feed.....						154,800	154,800
Rejected.....			69,680		69,680	290,400	360,080
Manitoba rejected.....			12,000		12,000		12,000
No grade.....						88,800	88,800
Condemned.....						2,400	2,400
Sampling.....	18,909				18,909		18,909
Total barley.....	31,738	104,196	1,261,523	165,693	1,563,150	3,450,000	5,013,150
Speltz—							
No. 1.....							
Rejected.....							
Total speltz.....							
Rye—							
No. 1.....			2,092		2,092	8,400	10,492
No. 2.....		4,306	33,874	2,917	41,097	7,200	48,297
No. 3.....						1,200	1,200
Rejected.....						1,200	1,200
Condemned.....							
No grade.....							
U. S. No. 2.....				252,400	252,400		252,400
Total rye.....		4,306	35,966	255,317	295,589	18,000	313,589
Flaxseed—							
No. 1, N.W.....						1,751,000	1,751,000
No. 1, M.....						227,000	227,000
No grade.....						53,000	53,000
Rejected.....						84,000	84,000
Sampling.....						3,000	3,000
Condemned.....							
Total flaxseed.....						2,118,000	2,118,000
Peas—							
No. 1.....			5,700		5,700		5,700
No. 2.....	6,000	11,484	596,837	141,956	756,277		756,277
No. 3.....			19,858	3,461	23,319		23,319
No. 2 M. Fat.....	1,000	6,918			7,918		7,918
No. 3 M. Fat.....	960				960		960
Total peas.....	7,960	18,402	622,395	145,417	794,174		794,174

RECAPITULATION.

Wheat.....	21,666	116,496	3,633,176	2,369,315	6,140,653	74,737,950	80,878,603
Corn.....	1,000		29,361	246,492	276,853		276,853
Oats.....	79,035	873,328	901,218	333,792	2,187,373	21,391,200	23,578,573
Buckwheat.....	11,847	190,626	474,012	206,771	883,256		883,256
Barley.....	31,738	104,196	1,261,523	165,693	1,563,150	3,450,000	5,013,150
Speltz.....							
Rye.....		4,306	35,966	255,317	295,589	18,000	313,589
Flaxseed.....						2,118,000	2,118,000
Peas.....	7,960	18,402	622,395	145,417	794,174		794,171
Total grain, 1908-09.	153,246	1,307,354	6,957,651	3,722,797	12,141,048	101,715,150	113,856,198
1907-08.....	276,811	1,034,390	2,811,794	5,643,351	9,766,346	98,152,640	107,918,986
1906-07 (9 mos.).....	332,767	762,007	5,038,664	3,848,329	9,981,767	57,840,130	67,821,897
1905-06.....	542,013	610,092	5,017,593	6,707,687	12,877,385	70,414,030	83,291,415
1904-05.....	760,982	1,990,368	2,873,901	9,922,001	15,547,252	44,404,460	59,951,712
1903-04.....	1,645,864	3,646,759	7,714,452	9,846,777	22,853,852	39,999,752	62,853,604
1902-03.....	1,425,091	1,215,600	11,875,805	10,548,407	25,064,903	36,943,832	62,008,735
1901-02.....	1,077,132	712,544	8,641,931	8,201,039	18,632,646	35,122,532	53,755,178
1900-01.....		2,502,782	9,403,867	24,289,290	36,195,939	10,178,257	46,374,196
1899-00.....		1,521,888	4,220,711	22,534,007	28,276,606	21,921,579	50,198,185
1898-99.....	1,372,731		4,354,863	34,018,327	39,745,921	22,275,937	62,021,858
1897-98.....	763,278		3,392,267	36,112,140	40,267,685	19,592,994	59,860,679
1896-97.....	504,595		3,933,995	18,916,013	23,354,603	21,175,495	44,530,098
1895-96.....	329,866		1,412,876	6,361,453	8,104,195	29,416,181	37,520,376
1894-95.....	484,154		1,955,175	13,462,241	15,901,570	12,407,190	28,308,760
1893-94.....	427,069		1,539,232	23,893,307	25,859,608	12,465,583	38,325,191

9-10 EDWARD VII., A. 1910

No. 1.—Different Kinds of Grain Inspected for the following Fiscal Years.

	Wheat.	Indian Corn.	Oats.	Buckwheat.	Barley.	Sorgh.	Rye.	Flaxseed.	Peas.	Total.
	Bush.	Bush.	Bush.	Bush.	Bush.	Bush.	Bush.	Bush.	Bush.	Bush.
Totals, 1908-09.	80,878,603	276,853	23,578,573	883,256	5,013,150	313,589	2,118,000	794,174	113,856,198	
" 1907-08.	74,845,424	1,227,324	21,930,729	651,182	4,017,953	36,351	1,616,000	592,723	107,918,986	
" 1906-07 (9 mos.).	48,363,803	2,510,919	12,339,587	702,071	2,837,948	19,563	602,000	411,806	67,821,897	
" 1905-06.	61,437,497	2,875,819	11,315,864	871,755	2,679,585	46,971	194,000	568,924	83,291,415	
" 1904-05.	41,166,589	5,970,674	9,630,038	741,041	1,548,828	55,592	306,000	531,050	59,951,712	
" 1903-04.	38,685,340	5,091,043	11,015,431	615,902	2,315,992	255,557	606,507	1,205,454	62,853,604	
" 1902-03.	39,916,373	2,560,661	14,230,859	472,568	1,917,889	7,083	126,536	1,198,338	62,008,735	
" 1901-02.	37,629,593	1,986,380	9,244,485	512,254	1,131,027	620,891	95,000	2,505,548	53,755,178	
" 1900-01.	17,665,155	11,397,689	11,253,367	479,668	1,775,583	713,741	21,285	3,061,408	46,374,196	
" 1899-00.	23,231,690	10,613,478	9,703,850	381,223	2,746,106	593,842	12,500	2,855,496	50,498,185	
" 1898-99.	27,147,163	17,850,014	12,956,261	321,700	257,185	578,159	714	2,911,073	62,021,858	
" 1897-98.	25,489,146	15,392,432	13,403,220	765,366	338,279	1,543,722	515,114	2,927,800	59,800,679	
" 1896-97.	21,357,641	5,886,296	9,808,023	711,460	835,181	20,978	1,392,813	5,416,383	44,530,098	
" 1895-96.	28,215,715	2,267,757	3,896,616	747,804	978,663	78,761	2,708,150	1,392,813	37,520,376	
" 1894-95.	11,180,433	6,521,585	3,765,347	547,808	506,673	20,978	2,708,150	2,708,150	28,308,760	
" 1893-94.	17,010,290	2,483,100	13,278,829	819,151	821,515	421,007	3,491,266	3,491,266	38,325,191	

SESSIONAL PAPER No. 10d

No. 1.—Inspection Fees Accrued.

GRADES.	EASTERN INSPECTION DIVISION.					Manitoba Inspection Division.	Grand Total.
	Kingston.	Peter- borough.	Toronto.	Montreal.	Total.		
	\$ cts.	\$ cts.	\$ cts.	\$ cts.	\$ cts.	\$ cts.	\$ cts.
1908-09.....	69 30	425 40	3,324 70	1,786 80	5,606 20	77,343 37	82,949 57
1907-08.....	131 63	384 40	1,335 55	2,714 40	4,565 98	70,218 30	74,784 28
1906-07 (9 mos.).....	166 80	275 60	2,384 77	1,785 65	4,612 82	39,372 60	43,985 42
1905-06.....	256 82	210 75	2,478 28	3,214 74	6,190 59	56,222 39	62,412 98
1904-05.....	369 07	680 70	1,321 51	1,803 95	7,175 23	32,643 90	39,819 13
1903-04.....	732 99	1,219 60	3,411 68	4,557 40	9,621 67	31,209 90	40,831 57
1902-03.....	721 86	533 55	1,939 70	4,794 80	10,989 91	44,762 66	55,752 57
1901-02.....	570 37	343 80	1,019 58	4,035 45	8,969 20	21,516 80	30,486 00
1900-01.....	1,200 80	7,250 70	12,338 20	20,789 70	6,381 20	27,170 90
1899-00.....	638 30	4,553 40	9,579 38	14,771 08	14,630 55	29,401 63
1898-99.....	295 60	4,654 80	12,018 40	16,968 80	17,515 50	34,484 30
1897-98.....	342 75	3,750 40	14,780 22	18,873 37	18,585 40	37,458 77
1896-97.....	277 70	3,008 07	9,937 45	13,223 22	21,101 05	34,324 27
1895-96.....	208 50	2,423 07	3,317 45	5,949 02	22,269 30	28,218 32
1894-95.....	280 10	2,365 00	7,314 25	9,959 35	13,214 50	23,173 85
1893-94.....	274 65	2,905 63	10,687 35	13,867 63	13,705 40	27,573 03

No. 2.—STATEMENT showing Quantity of the Various kinds of Grain Weighed in the Manitoba and Eastern Inspection Divisions for the Fiscal Years hereinafter enumerated.

TOTAL GRAIN WEIGHED.—MANITOBA INSPECTION DIVISION.

Districts.	Wheat.		Indian Corn.		Oats.		Screenings ^a .		Barley.		Speltz.		Rye.		Flaxseed.		Peas.		Totals.		
	Bush.		Bush.		Bush.		Bush.		Bush.		Bush.		Bush.		Bush.		Bush.		Bush.		
Manitoba Inspection Div.—																					
1908-09.....		53,607,060				11,229,213		93,281		2,140,263						1,431,651				68,501,468	
1907-08.....		46,979,713				10,705,100		27,321		1,353,656						640,689				59,706,479	
1906-07 (9 mos.).....		73,941,175				18,396,549				3,417,965				6,783		1,279,181				97,041,653	
1905-06.....		116,793,199				10,641,142				2,206,837		914		2,000		903,863				130,547,955	
1904-05.....		72,376,570				3,828,069		694		554,878		694				611,322				77,371,533	
1903-04.....		64,787,591				2,093,475		726		477,501		726				686,423				68,645,716	
1902-03.....		38,392,671				916,927				89,156						43,821				39,442,575	
1901-02.....		26,178,764				372,455				16,152										26,567,371	

TOTAL GRAIN WEIGHED.—EASTERN INSPECTION DIVISION.

Eastern Inspection Div.—	3,704,287	2,034,368	41,637	212,417	5,992,709
Goderich.....
Collingwood.....
Meaford.....
Midland.....	892,501	1,209,877	50,306	2,525,869
Owen Sound.....	1,451,964	1,913,704	99,493	3,519,990
Point Edward.....	1,035,473	1,437,759	45,614	80,512	1,415,358
Peterborough.....	3,197	447,854	458,893
Totals, 1908-09.....	7,087,422	5,859,562	287,050	292,929	13,912,819
Totals, 1907-08.....	5,266,102	4,555,945	191,602	445,876	11,206,161
Totals, 1906-07 (9 mos.).....	3,094,030	2,321,501	58,199	219,269	5,885,731
Totals, 1905-06.....	4,009,746	1,935,152	38,282	139,400	6,359,179
Totals, 1904-05.....	5,742,641	448,455	20,497	32,600	6,262,395

TOTAL WEIGHING FEES.—MANITOBA INSPECTION DIVISION.

1908-09.....	\$ 44,707 25	1904-05.....	\$ 19,777 05
1907-08.....	41,979 75	1903-04.....	18,250 70
1906-07 (9 mos.).....	23,067 60	1902-03.....	25,360 30
1905-06.....	33,624 90		

SESSIONAL PAPER No. 10d

MISCELLANEOUS GRAIN STATISTICS.

No. 3.—STATEMENT respecting Grain Elevators in Operation in Western Grain Inspection Division of Canada.

	1901-5.		1905-6.		1906-7.	
	No.	Capacity in Bushels.	No.	Capacity in Bushels.	No.	Capacity in Bushels.
Public country elevators.....	{ 967 }	28,491,630	{ 1,055 }	31,560,700	{ 1,212 }	36,597,200
Warehouses.....	{ 46 }		{ 53 }		{ 52 }	
Terminal elevators.....	{ 9 }	18,462,000	{ 10 }	19,130,000	{ 9 }	18,625,000
Totals.....	1,022	46,953,630	1,118	50,690,700	1,273	55,222,200

	1907-8.		1908-9.	
	No.	Capacity in Bushels.	No.	Capacity in Bushels.
Public country elevators.....	{ 1,305 }	39,777,000	{ 1,416 }	43,037,400
Warehouses.....	{ 36 }		{ 41 }	
Terminal elevators.....	{ 13 }	18,758,700	{ 12 }	20,152,700
Totals.....	1,354	58,535,700	1,469	63,190,100

No. 4.—COMPARATIVE STATEMENT of Elevators operated under License for the Nine Years ended August 31, 1909.

Crop Year.	No. of Elevators.	No. of Ware- houses.	Totals.	Increase.	Storage Capacity.
					Bushels.
1900-1.....	426	97	523	18,879,352
1901-2.....	545	85	630	107	23,099,000
1902-3.....	740	82	822	192	30,356,400
1903-4.....	918	64	982	160	41,186,000
1904-5.....	976	46	1,022	41	46,953,630
1905-6.....	1,065	53	1,118	96	50,690,700
1906-7.....	1,221	52	1,273	155	55,222,200
1907-8.....	1,318	36	1,354	81	58,535,700
1908-9.....	1,428	41	1,469	115	63,190,100

No. 5.—STATEMENT showing lines of Railways on which Elevators and Warehouses are operated, with number and capacity on each, for 1908-9.

	No. of Elevators.	No. of Ware- houses.	Totals.	Capacity.
				Bushels.
C.P.R.—Manitoba.....	441	7	448	13,865,500
Saskatchewan.....	120	7	127	12,505,000
Alberta.....	85	14	99	3,272,400
British Columbia.....	3	3	168,000
C.N.R.—Manitoba.....	203	6	209	5,683,000
Saskatchewan.....	159	6	165	4,350,500
Alberta.....	24	24	820,000
G.T.P.—Manitoba.....	11	11	340,000
Saskatchewan.....	36	1	37	1,069,000
G.N.R.—Manitoba.....	23	23	670,000
Alberta Railway and Irrigation Co.—Alberta.....	11	11	294,000
C.P.R.—Ontario Terminals.....	10	10	13,152,700
C.N.R.—".....	2	2	7,000,000
Totals, Western Division.....	1,428	41	1,469	63,190,100
Eastern Transfer Elevators—				
C.P.R.—Ontario.....	4	4	2,296,000
G.T.P.—Ontario.....	7	7	7,449,000
C.P.R.—Quebec.....	3	3	2,581,000
C.N.R.—Quebec.....	1	1	500,000
C.P.R.—New Brunswick.....	1	1	1,000,000
I.C.R.—New Brunswick.....	1	1	500,000
I.C.R.—Nova Scotia.....	1	1	500,000
Totals.....	18	18	14,826,000
Grand Totals.....	1,446	41	1,487	78,016,100

No. 6. COMPARATIVE STATEMENT of Licenses Issued in the Western Grain Inspection Division for 1903-4, 1904-5, 1905-6, 1906-7, 1907-8 and 1908-9.

Kind of Licenses.	No Licenses issued.					
	1908-09.	1907-08.	1906-07.	1905-06.	1904-05.	1903-04.
Elevators and warehouses.....	1,495	1,363	1,327	1,118	1,022	982
Terminal and transfer elevators.....	26					
Space in elevators.....	24	28	32	52	59	58
Commission merchants.....	71	71	72	69	65	36
Track buyers.....	140	158	151	121	119	16
Totals.....	1,756	1,620	1,585	1,360	1,265	1,092

The net increase for the year is 136, but there has been a decrease in Track Buyers of 18 and Space in elevators 4, making the gross increase 158, nearly the whole of which can be credited to Country Elevators and Warehouses.

As pointed out in some of the preceding reports, all license holders are bonded, thus securing the grain growers and others interested against loss in marketing the grain.

1908-1909

Terminats.

The 10 Elevators classed as terminals and the three Ontario Elevators called milling elevators are owned and operated as follows:—

At Port Arthur, Ontario, the Canadian Northern Railway own two with a capacity of 3,750,000 and 3,250,000 bushels. respectively. These are operated by the Port Arthur Elevator Company.

There is also at Port Arthur, on the line of the Canadian Pacific Railway, the elevator of Jos. G. King & Co. with a capacity of 750,000 bushels.

At Fort William, Ontario, the Canadian Pacific Railway own and operate three with a respective capacity of 3,100,000, 2,458,000 and 2,219,700 bushels each.

The Empire Elevator Company has one of 1,750,000 bushels capacity, the Consolidated Elevator Company one of 1,000,000 bushels, the Ogilvie Flour Mills Co. one of 500,000 and Davidson, Smith & Co. one of 75,000 bushels capacity.

At Keewatin, Ontario, the Lake of the Woods Milling Company have two milling elevators having a capacity of 750,000 and 550,000 bushels respectively, and at Kenora the Maple Leaf Flour Mills Company has one of 400,000 bushels capacity.

There are also the Eastern Transfer Elevators numbering 18 with a combined capacity of 14,776,000. They are situated at the Georgian Bay and Lake Huron Ports, Kingston, Prescott, Montreal, Quebec, West St. John, St. John and Halifax.

The greater portion of the grain taken into the hundreds of smaller elevators in the West and also shipped from loading platforms at country points there, finds its way into the terminals at the head of Lake Superior, and is shipped from there to its ultimate destination, the bulk for the crop year going to Georgian Bay and Lake Huron Ports, Montreal, Kingston and Prescott, although over 17,500,000 went to Buffalo and other United States ports. In addition to this there was shipped to Duluth by rail over the Great Northern 1,566,700 bushels. This latter quantity would be shipped out in bond to Great Britain by way of Buffalo, Montreal, Kingston or Depot Harbour.

The total shipments by vessel and rail from Fort William and Port Arthur, since September, 1899, are shown elsewhere in statement No. 19, page 28.

Interior or Country Elevators.

In the three provinces of Manitoba, Saskatchewan and Alberta (including three for British Columbia) there are 1,452 elevators; one has a capacity of 350,000 bushels, one 250,000 bushels, one 225,000 bushels, two at 160,000 bushels, three at 150,000 bushels, two at 125,000 bushels, one at 110,000 bushels, one at 103,000 and four at 100,000 bushels capacity.

They run all the way from 4,000 to 350,000 but the bulk of them are of 25,000 or 30,000 bushels capacity. Excluding the sixteen (16) that run from 100,000 upwards the average for the remaining 1,436 would be 29,736 bushels capacity.

Warehouses.

The 43 warehouses operated during the year had a total capacity of 326,400 bushels, the one with the greatest capacity containing 26,000 bushels, and the least 2,400 bushels, the average capacity being 7,590 bushels.

No. 7.—STATEMENT showing quantity of each kind of grain landed by the Interior Elevators in the Provinces of Manitoba, Saskatchewan and Alberta with the line of railway on which they are located. Also quantities shipped over loading platforms and total shipments.

QUANTITY OF GRAIN HANDLED BY ELEVATORS.

	Wheat.		Oats.		Barley		Flax.		Total Grain.	
	Receipts.	Shipments.	Receipts.	Shipments.	Receipts.	Shipments.	Receipts.	Shipments.	Receipts.	Shipments.
	Bush.	Bush.	Bush.	Bush.	Bush.	Bush.	Bush.	Bush.	Bush.	Bush.
C. P. R., Manitoba.....	19,948,711	19,952,095	5,416,591	5,413,281	945,599	950,023	120,983	120,512	26,431,884	26,435,911
C. N. R. ".....	7,017,546	7,050,115	1,171,369	1,181,765	713,681	716,824	21,780	21,529	8,924,376	8,970,233
G. T. P. ".....	1,962,044	1,980,059	1,142,323	1,455,704	181,768	186,446	35,007	34,979	2,321,142	2,347,188
G. T. P. ".....	104,322	104,453	29,906	30,465	3,689	3,751	2,652	2,652	140,569	141,321
Total.....	29,032,623	29,086,722	6,760,189	6,771,215	1,844,737	1,857,044	180,422	179,672	37,817,971	37,894,653
C. P. R., Saskatchewan.....	18,979,159	18,976,167	4,572,957	4,567,921	126,051	125,321	1,431,003	1,428,160	25,109,170	25,097,572
C. N. R. ".....	5,534,354	5,523,168	1,387,636	1,380,767	82,415	82,286	87,085	86,463	7,091,490	7,072,684
G. T. P. ".....	827,933	828,051	153,613	153,283	4,117	4,003	16,300	16,037	1,001,963	1,001,374
Total.....	25,341,446	25,327,386	6,114,206	6,101,974	212,583	211,610	1,534,388	1,530,660	33,202,623	33,171,630
C. P. R., Alberta.....	4,231,665	4,268,129	4,897,751	4,803,987	301,207	294,014	60,803	58,477	9,491,426	9,424,607
C. N. R. ".....	437,536	452,377	1,180,301	1,207,482	19,596	20,275	463	451	1,637,896	1,680,585
Total.....	4,669,201	4,720,506	6,078,052	6,011,469	320,803	314,289	61,266	58,928	11,129,322	11,105,192
Manitoba.....	29,032,623	29,086,722	6,760,189	6,771,215	1,844,737	1,857,044	180,422	179,672	37,817,971	37,894,653
Saskatchewan.....	25,341,446	25,327,386	6,114,206	6,101,974	212,583	211,610	1,534,388	1,530,660	33,202,623	33,171,630
Alberta.....	4,669,201	4,720,506	6,078,052	6,011,469	320,803	314,289	61,266	58,928	11,129,322	11,105,192
Total.....	59,043,270	59,134,614	18,952,447	18,884,658	2,378,123	2,382,943	1,776,076	1,769,260	82,149,916	82,171,475
	Shipped over loading platforms		From Elevators.		Total Shipments.					
	Bush.		Bush.		Bush.					
Wheat.....	14,920,836		59,134,614		74,055,450					
Oats.....	3,111,342		18,884,658		21,996,000					
Barley.....	1,196,657		2,382,943		3,579,000					
Flax.....	504,980		1,769,260		2,274,240					
Totals all grain.....	19,723,815		82,171,475		101,904,690					

SESSIONAL PAPER No. 10d

No. 8.—STATEMENT showing Number of Elevators in Eastern Grain Inspection Division with Location and Capacity of same.

Location.	No.	Capacity.
		Bushels.
Collingwood.....	1	160,000
Goderich	2	500,000
		200,000
Kingston.....	3	800,000
		500,000
		250,000
Meaford.....	1	750,000
Midland.....	1	1,000,000
Owen Sound.....	2	1,000,000
		500,000
Point Edward.....	1	500,000
Port Colborne.....	2	800,000
		75,000
Port Dalhousie.....	1	75,000
Prescott.....	1	1,000,000
Tiffin.....	2	2,250,000
		1,200,000
Depot Harbour.....	1	1,639,000
Coteau Landing.....	1	500,000
		1,081,000
Montreal.....	5	500,000
		1,000,000
		250,000
Quebec.....	1	150,000
St. John, N.B.....	1	500,000
West St. John, N.B.....	1	1,000,000
Halifax.....	1	500,000
Totals.....	28	19,180,000

No. 9.—STATEMENT of Number of Vessels and Cars Inspected by Districts, in three Eastern Grain Inspection Division, with the Total Quantities of each kind of Grain and grand totals for the Division, during the Year ended June 30, 1906, nine months ended March 31, 1907 and 1908 and Year ended March 31, 1909.

Year ended March 31, 1909.	KINGSTON.				PETERBOROUGH.				TORONTO.				MONTREAL.				WHOLE DIVISION.			
	Cars.		Vessels.		Quantity.		Cars.		Vessels.		Quantity.		Cars.		Vessels.		Quantity.		Cars.	
	No.	No.	No.	No.	Bush.	Bush.	No.	No.	No.	No.	Bush.	Bush.	No.	No.	No.	No.	Bush.	Quantity.	No.	No.
Wheat.....	24				21,666	116,496	129				2,391	3,633,176	26				2,369,315	165		
Corn.....	1				1,000						30	29,361	23				246,492	54		
Oats.....	61				79,035	873,328	637				593	901,218	272				333,792	9		
Barley.....	10	1			31,738	101,196	90				893	1,261,523	37				165,693	1,663		
Rye.....						4,306	5				33	35,966	3				255,317	41		
Pease.....	8				7,960	18,402	22				466	622,395	58				145,117	554		
Buckwheat.....	10				11,817	190,626	152				316	9,474,012	138				206,771	616		
Flaxseed.....																				
Totals, 1908-09.....	114	1			153,246	1,367,354	1,035				160	6,957,651	557				3,722,797	6,428		
" 1907-8.....	42	17			276,811	1,034,390	834				70	2,811,794	838				5,613,351	3,326		
" 1906-7 (9 mos).....	98	13			332,767	762,010	574				95	5,038,686	975				3,848,329	4,391		
" 1905-6.....	133	23			542,013	610,092	598				116	5,017,593	1,297				6,707,687	5,165		

SESSIONAL PAPER No. 10d

No. 10.—STATEMENT showing Number of Cars of Grain and total quantities Inspected at Winnipeg, and other points in the West, by grades, for the Crop Year ending August 31, 1905, 1906, 1907, 1908 and 1909 (Crops 1904, 1905, 1906, 1907 and 1908,) with percentage of each grade for last two years.

	Crop Year 1905.	Crop Year 1906.	Crop Year 1907.	Crop Year 1908.	Percentage per Grade.	Crop Year 1909.	Percentage per Grade.
	No.	No.	No.	No.	Per cent.	No.	Per cent.
Wheat Spring—							
One Hard.....	176	651	4,008	143	29	147	22
One Northern.....	3,788	33,687	28,296	6,130	12.43	12,594	18.65
Two Northern.....	11,585	13,317	18,268	9,406	19.08	17,958	28.61
Three Northern.....	9,293	2,407	2,207	9,378	19.02	16,943	25.10
Four Extra.....	2,214	5					
Number Four.....	3,036	275	174	5,054	10.25	6,531	9.68
Feed.....	1,098	4	60	4,207	8.53		.98
Rejected One.....	631	3,623	5,047	567	1.15	2,498	3.70
Rejected Two.....	591	4,363	3,737	348	.71	2,482	3.68
No grade.....	2,279	518	706	2,878	5.84	1,517	2.25
Rejected.....	603	2,432	4,641	910	1.85	1,857	2.75
Condemned.....	78	35	75	43	.09	30	.05
No. Five.....	2,247	1					
" Six.....				3,888	7.89	2,920	4.33
Feed Two.....	233			2,704	5.48	1,251	1.90
Goose Number Three.....		1	3	3,641	7.38	53	.07
Hard White Five.....			25	3	.01	17	.02
No established grade.....						10	.01
Screenings.....	40	9					
Total spring wheat. { Cars ..	37,892	61,328	67,547	49,302	100.00	67,495	100.00
{ Bush..	30,786,600	64,394,400	72,275,290	51,767,100		70,869,750	
Wheat Winter—							
One Alberta Red.....		71	162	72	4.66	431	14.21
Two Alberta Red.....		12	124	229	14.82	783	25.81
Three Alberta Red.....		7	80	491	31.78	721	23.76
One White Winter.....		75	65	10	.65	24	.79
Two White Winter.....		14	76	13	.84	54	1.78
Three White Winter.....		6	17	27	1.75	51	1.68
One Mixed Winter.....		24	25	8	.52	34	1.12
Two Mixed Winter.....		4	10	13	.84	37	1.22
Three Mixed Winter.....		1	5	5	.32	7	.23
Rejected One.....			96	48	3.10	166	5.46
" Two.....			109	27	1.75	152	5.01
No grade.....			4	11	.72	8	.26
Rejected.....			19	2	.13	5	.17
Feed.....				19	1.23		
Feed Two.....				4	.26		
No. Four.....			17	270	17.47	342	11.28
" Five.....				271	17.54	219	7.22
" Six.....				25	1.62		
Total winter wheat. { Cars ..		241	809	1,545	100.00	3,034	100.00
{ Bush..		224,700	865,630	1,622,250		3,185,700	
Total wheat..... { Cars ..	37,892	61,542	68,356	50,847		70,529	
{ Bush..	39,786,600	64,619,100	73,140,920	53,389,350		74,055,450	
Oats—							
Extra Number One.....	1	47	14	1	.01	7	.05
Number One Canadian							
Western.....	6	856	1,158	102	1.09	515	4.22
Number Two Canadian							
Western.....	686	3,295	6,838	1,891	20.30	6,036	49.39
Number Three Canadian							
Western.....	494	864	947	807	8.67	929	7.60
Number Two White.....						5	
" Three White.....						2	
" One Mixed.....						1	.05
" Two Mixed.....		161	230	20	.22	60	.50
" Three Mixed.....			2				
" One Black.....							
" Two Black.....						2	.03
Feed, Extra Number One.....						2,208	18.06
" Number One.....						1,311	10.74
" Number Two.....						563	4.61
Rejected.....	552	285	437	6,037	64.83	254	2.08
No grade.....	76	242	313	431	4.63	304	2.49
Condemned.....	9	18	18	23	.25	22	.18
Total Oats..... { Cars ..	1,824	5,768	9,957	9,312	100.00	12,220	100.00
{ Bush..	2,736,000	8,632,000	14,935,500	16,761,600		21,996,000	

9-10 EDWARD VII., A. 1910

No. 10.—STATEMENT showing the Number of Cars and total Quantities Inspected, &c.—
Concluded.

	Crop Year 1905.	Crop Year 1906.	Crop Year 1907.	Crop Year 1908.	Percentage per Grade.	Crop Year 1909.	Percentage per Grade.
		No.	No.	No.	No.	No.	
Barley—							
Number Two.....	3	10	3	14	.64		
" Three Extra.....	8	101	81	9	.41	106	3.55
" Three.....	89	704	887	562	25.59	1,604	53.77
" Four.....	174	408	1,036	871	39.66	867	29.06
Rejected.....	90	114	229	382	17.39	251	8.42
No grade.....	26	20	26	117	5.33	77	2.58
Feed.....				231	10.52	77	2.58
Condemned.....			1	10	.46	1	.04
Total Barley..... { Cars..	390	1,357	2,263	2,196	100.00	2,983	100.00
{ Bush..	468,000	1,628,400	2,715,600	2,635,200		3,579,600	
Flaxseed—							
Number One N.W. Man..	173	456	835	1,085	67.10	1,863	84.37
" Manitoba.....	70	29	50	364	22.44	207	9.37
Rejected.....	27	14	18	154	9.60	56	2.54
No grade.....	18	3	5	13	.80	75	3.40
Condemned.....		1		1	.06	7	.32
Total Flaxseed.... { Cars..	288	503	908	1,617	100.00	2,208	100.00
{ Bush..	288,000	503,000	908,000	1,617,000		2,208,000	
Rye—							
Number One.....		3	20			9	52.94
" Two.....		5	2	4	44.45	7	41.18
" Three.....				1	11.11		
No grade.....				3	33.33		
Rejected.....				1	11.11	1	5.88
Condemned.....							
Total Rye..... { Cars..		8	22	9	100.00	17	100.00
{ Bush..		9,600	26,400	10,800		20,400	
Speltz.....							
Rejected..... { Cars..	2		1	1			
{ Bush..	2,000		1,200	1,200			
<i>Recapitulation.</i>							
		1905.	1906.	1907.	1908.	1909.	
Grain—							
Wheat..... { Cars..		37,892	61,542	68,356	50,847	70,529	
{ Bush..		39,786,600	64,619,100	73,140,920	53,389,350	74,055,450	
Oats..... { Cars..		1,821	5,768	9,957	9,312	12,220	
{ Bush..		2,736,000	8,652,000	14,935,500	16,761,600	21,996,000	
Barley..... { Cars..		390	1,357	2,263	2,196	2,983	
{ Bush..		486,000	1,628,400	2,715,600	2,635,200	3,579,600	
Flaxseed..... { Cars..		288	503	908	1,617	2,208	
{ Bush..		288,000	503,000	908,000	1,617,000	2,208,000	
Rye..... { Cars..			8	22	9	17	
{ Bush..			9,600	26,400	10,800	20,400	
Speltz..... { Cars..		2		1	1		
{ Bush..		2,000		1,200	1,200		
Total Grain..... { Cars..		40,396	69,178	81,507	63,982	87,957	
{ Bush..		43,280,600	75,412,100	91,727,620	74,415,150	101,859,450	

SUMMARY BY RAILROADS.

Canadian Pacific Railway.....	32,238	55,680	62,740	43,361	55,154
Canadian Pacific Railway, Calgary.....				2,666	5,597
Canadian Northern Railway.....	8,158	13,498	18,767	16,532	21,851
Great Northern Railway, Duluth.....				1,423	3,536
Grand Trunk Pacific.....					1,819
Total.....	40,396	69,178	81,507	63,982	87,957

SESSIONAL PAPER No. 10d

No. 11.—Total number of cars inspected at Winnipeg, and other points in the West, with the total quantity of each kind of Grain for the ten years hereinafter enumerated.

Crop Year ending August 31.	WHEAT.		OATS.		BARLEY.		FLAX.		RYE.	
	Number of Cars.	Quantity.	Number of Cars.	Quantity.	Number of Cars.	Quantity.	Number of Cars.	Quantity.	Number of Cars.	Quantity.
		Bush.		Bush.		Bush.		Bush.		Bush.
1900.....	31,637	26,258,710	763	915,600	102	102,000	73	60,590		
1901.....	14,886	12,355,380	448	537,600	28	28,000	43	35,690		
1902.....	53,708	45,651,800	3,338	4,005,600	308	308,000	146	131,400		
1903.....	51,833	51,833,000	2,036	3,054,000	471	565,200	655	655,000		
1904.....	38,473	40,396,650	1,129	1,693,500	161	163,200	536	536,000		
1905.....	37,892	39,786,600	1,824	2,736,000	390	468,000	290	290,000		
1906.....	61,542	64,619,100	5,768	8,652,000	1,357	1,628,400	503	503,000	8	9,600
1907.....	68,356	73,140,920	9,957	14,935,500	2,263	2,715,600	908	908,000	22	26,400
1908.....	50,847	53,389,350	9,312	16,761,600	2,196	2,635,200	1,607	1,617,000	10	10,000
1909.....	70,529	74,055,450	12,220	21,996,000	2,983	3,579,600	2,208	2,208,000	17	20,400
The average capacity of year 1909 are.....	1,050 bush.		1,800 bush.		1,200 bush.		1,000 bush.		1,200 bush.	

No. 12.—TABLE showing the Open, High, Low and closing Prices of Wheat at Winnipeg, for each month, during the Five Years ending December, 31, 1909.

	1905.				1906				1907.				1908.				1909.			
	Open.	High.	Low.	Close.	Open.	High.	Low.	Close.	Open.	High.	Low.	Close.	Open.	High.	Low.	Close.	Open.	High.	Low.	Close.
January.....	98	101½	98	101½	75½	77	75½	76½	71½	74½	71½	74½	107½	109½	104	104	98½	100½	98½	100½
February.....	101½	102	96½	96½	76	76½	74½	75	73½	75½	73½	75	105	110½	103	110½	100½	111½	100½	111½
March.....	97	98	91½	92½	74½	76½	72½	75	74½	75½	74	75½	109	111½	106½	106½	110½	113½	107	113½
April.....	92	93	87	87	75½	79	75½	78	75½	79	75	78½	106½	111½	101	111	114½	125	114½	119
May.....	88½	93	87½	90½	78½	81½	78½	80	80½	93	80½	91½	110½	114½	110½	110½	120½	128½	120½	125½
June.....	93	105½	94	105	79½	83½	79½	81½	90½	90½	85½	90½	110	110½	100	100½	126½	135½	126	133½
July.....	105½	135	105½	135	81	81	78½	79	92½	93½	91½	91½	102½	108	100½	105	133½	133½	119	119
August.....	101	101	90	91	78	78	73	73½	91½	96	87½	96	105½	111½	100½	100½	119	119	97	99½
September.....	78½	80	77	77	71½	75½	70½	75	96½	105½	96½	102½	101	105	97½	97½	99½	101½	94½	94½
October.....	76½	79½	75½	78½	75½	77½	74½	74½	103½	115½	103½	105½	98½	100	97	98½	94½	99½	94½	97½
November.....	77½	78½	77½	78½	74½	76½	73½	75½	103½	105½	98½	102½	99	103½	99	100½	97½	100	95½	96
December.....	75½	76½	74½	75	72½	74	72½	72½	102	106½	100	106½	100½	100½	97½	98½	95½	102½	95	102

SESSIONAL PAPER No. 10d

No. 13.—STATEMENT showing number of Surveys held on cars of grain at Winnipeg, during the Crop Years ended August 31, 1908 and 1909, also for 4 months ended December 31, 1909.

Month.	Total No. of Cars Inspected.	Surveys Held.	Inspector's Grade Sustained.	Inspector's Grade not Sustained.
September, 1907.....	2,381	2	2
October, 1907.....	10,641	46	31	15
November, 1907.....	12,786	31	23	8
December, 1907.....	10,019	17	9	8
January, 1908.....	5,740	27	20	7
February, 1908.....	3,995	33	21	12
March, 1908.....	4,972	47	34	13
April, 1908.....	4,152	45	34	11
May, 1908.....	2,125	22	18	4
June, 1908.....	3,398	34	26	8
July, 1908.....	2,658	6	6
August, 1908.....	1,115	7	5	2
Totals.....	63,982	317	229	88
September, 1908.....	11,018	23	23
October, 1908.....	16,812	48	38	10
November, 1908.....	21,068	53	38	15
December, 1908.....	10,918	37	29	8
January, 1909.....	3,374	21	14	7
February, 1909.....	3,765	14	10	4
March, 1909.....	7,668	37	30	7
April, 1909.....	5,637	30	21	9
May, 1909.....	1,930	1	1
June, 1909.....	2,784	7	3	4
July, 1909.....	2,129	5	4	1
August, 1909.....	854
Totals.....	87,757	276	211	65

FOUR MONTHS ENDED DECEMBER 31, 1909.

September, 1909.....	17,365	13	8	5
October, 1909.....	23,219	22	17	5
November, 1909.....	19,438	42	26	16
December, 1909.....	9,726	10	5	5
Totals.....	69,748	87	56	31

While the percentage of surveys held in 1908, was comparatively low, and that showing the "Inspector's grade not sustained," strikingly low, those for the crop year 1909 and the following 4 months are considerably lower.

Considering the great number of cars inspected for the periods shown above, and the variety of grades for each kind of grain, the small number of surveys held, and the low percentage of these not sustained, the results speak favourably for the manner in which the work of inspection is performed.

9-10 EDWARD VII., A. 1910

No. 14.—COMPARATIVE STATEMENT of Receipts of Grain at Terminal Elevators, Fort William and Port Arthur for the Crops of 1900, 1901, 1902, 1903, 1904, 1905, 1906, 1907, 1908 and 1909.

Crop Year to August 31.	Wheat.	Oats.	Barley.	Flax.	Totals.
	Bush.	Bush.	Bush.	Bush.	Bush.
1901.....	5,959,920	1,394	7,675	7,225,077
To Duluth.....	1,256,088				
1902.....	30,141,536	1,237,557	56,769	10,726	38,738,249
To Duluth.....	7,291,661				
1903.....	41,302,474	1,625,623	348,909	167,537	44,884,252
To Duluth.....	1,439,709				
1904.....	32,080,627	193,501	101,425	462,053	32,837,606
1905.....	31,508,617	832,664	259,310	169,761	32,770,352
1906.....	56,056,560	6,278,449	1,001,298	392,000	63,728,307
1907.....	60,553,693	13,012,106	1,869,181	796,191	76,231,171
1908.....	40,689,868	10,657,172	1,914,296	1,515,694	54,777,030
1909.....	58,088,727	15,031,400	2,498,174	2,110,668	77,728,969

No. 15.—STATEMENT showing Quantity of each kind of Grain Shipped from Fort William and Port Arthur, for the Crop Years hereinafter enumerated.

Crop Year to August 31.	Wheat.	Oats.	Barley.	Flax.	Rye.	Totals.
	Bush.	Bush.	Bush.	Bush.	Bush.	Bush.
1900-01.....	6,468,511	6,468,511
1901-02.....	28,148,728	1,135,733	52,185	10,726	29,347,372
1902-03.....	41,487,536	1,619,487	322,377	115,446	43,544,846
1903-04.....	31,384,151	286,446	67,471	282,013	32,020,081
1904-05.....	29,669,107	767,933	265,002	271,296	30,973,338
1905-06.....	55,509,720	5,721,815	959,546	456,928	62,648,009
1906-07.....	54,849,649	12,744,736	1,839,177	753,307	9,010	70,195,879
1907-08.....	47,521,490	11,096,405	1,971,938	1,514,614	3,036	62,107,513
1908-09.....	56,522,669	14,830,843	2,453,741	1,989,385	8,676	75,805,314

SESSIONAL PAPER No. 10d

No. 16.—STATEMENT showing Receipts and Shipments of Grain at Fort William and Port Arthur for Crop Year ending August 31, 1909, with comparisons for 1908.

		RECEIPTS				
		Wheat.	Oats.	Barley.	Flax.	Total.
		Bush.	Bush.	Bush.	Bush.	Bush.
Month of September, 1908.....		4,995,647	448,370	144,665	15,145	5,603,827
" October, 1908.....		14,479,467	1,979,142	828,939	205,334	17,492,882
" November, 1908.....		13,540,579	2,949,628	608,224	379,677	17,478,108
" December, 1908.....		9,414,645	3,004,451	437,156	543,545	13,399,797
" January, 1909.....		2,909,514	962,044	88,081	321,959	4,281,598
" February, 1909.....		1,593,744	498,909	37,125	90,217	2,219,995
" March, 1909.....		3,446,330	1,183,700	69,966	103,456	4,803,452
" April, 1909.....		3,871,656	1,822,929	108,426	134,668	5,937,679
" May, 1909.....		1,615,988	752,189	72,425	228,628	2,669,230
" June, 1909.....		590,691	218,178	25,167	35,814	869,850
" July, 1909.....		1,458,528	1,054,493	63,933	38,609	2,615,563
" August, 1909.....		171,938	157,367	14,067	13,616	356,988
Crop year, 1909.....		58,088,727	15,031,400	2,498,174	2,110,668	77,728,969
Same period, 1908.....		40,689,868	10,657,172	1,914,296	1,515,694	54,777,030

		SHIPMENTS.				
Month of September, 1908.....	Rail...	7,447	41,737	4,035		53,219
" October, 1908.....	Lake...	2,350,675	277,459	34,862	12,874	2,675,870
" November, 1908.....	Rail...	22,886	16,770	1,922	13,372	54,950
" December, 1908.....	Lake...	11,882,907	1,058,609	374,135	51,169	13,366,820
" January, 1909.....	Rail...	415,282	15,684	38,745	4,482	474,193
" February, 1909.....	Lake...	12,838,535	2,333,990	575,058	280,777	16,008,360
" March, 1909.....	Rail...	1,549,893	430,938	87,492	84,765	2,153,088
" April, 1909.....	Lake...	9,366,073	2,432,412	476,105	155,153	12,429,743
" May, 1909.....	Rail...	2,582,362	788,046	155,463	170,445	3,696,316
" June, 1909.....	Lake...	291,000				291,000
" July, 1909.....	Rail...	1,427,385	545,882	131,349	56,301	2,160,917
" August, 1909.....	Lake...	1,416,488	378,161	72,969	62,364	1,929,982
" September, 1909.....	Rail...	319,371				319,371
" October, 1909.....	Lake...	442,760	353,947	12,557	2,432	811,696
" November, 1909.....	Rail...	1,185,527	401,132			1,586,659
" December, 1909.....	Lake...	191,456	33,848	1,562	10,152	237,018
" January, 1910.....	Rail...	6,394,910	2,636,416	362,714	372,279	9,766,319
" February, 1910.....	Lake...	158,392	16,905	3,395		178,692
" March, 1910.....	Rail...	2,544,405	906,930	88,895	324,234	3,864,464
" April, 1910.....	Lake...	171,241	27,124	5,441		203,806
" May, 1910.....	Rail...	1,623,866	876,746	29,020	183,575	2,713,237
" June, 1910.....	Lake...	65,522	41,821	1,189		108,532
" July, 1910.....	Rail...	944,785	1,433,796	33,771	268,960	2,681,312
Crop year, 1909.....	Rail...	8,451,114	2,690,863	516,119	404,313	12,062,409
" Lake...		49,742,084	12,357,490	1,974,560	1,629,021	65,703,155
Same period, 1908.....	Rail...	10,224,540	3,888,695	694,310	300,233	15,107,778
" Lake...		36,607,299	7,163,801	1,256,166	1,231,609	46,258,875

9-10 EDWARD VII., A. 1910

No. 17.—STATEMENT showing Receipts and Shipments of Grain at Eastern Transfer Elevator for Crop Year ending August 31, 1909.

		RECEIPTS.				
		Wheat.	Oats.	Barley.	Flax.	Total.
		Bush.	Bush.	Bush.	Bush.	Bush.
Month of	September, 1908.....	2,062,622	436,745	14,131	57,338	2,570,836
"	October, 1908.....	7,739,653	880,470	325,240	4,672	8,950,035
"	November, 1908.....	8,755,813	1,578,189	621,083	264,614	11,219,699
"	December, 1908.....	5,432,412	1,108,360	226,595	235,414	7,002,781
"	January, 1909.....	2,136,137	98,370	69,136	2,303,643
"	February, 1909.....	1,732,060	289,034	133,429	5,833	2,160,356
"	March, 1909.....	1,426,074	91,718	124,192	15,294	1,657,278
"	April, 1909.....	1,117,426	169,950	55,573	1,342,949
"	May, 1909.....	7,122,987	2,008,970	329,726	222,871	9,684,554
"	June 1909.....	3,660,981	1,382,542	195,821	93,627	5,332,971
"	July, 1909.....	1,542,905	637,480	81,503	157,965	2,419,853
"	August, 1909.....	1,332,301	1,149,496	29,643	137,689	2,649,129
Crop Year 1909.....		44,061,371	9,831,324	2,206,072	1,195,317	57,294,084

		SHIPMENTS.					
Month of	September, 1908...	Rail.....	786,676	381,308	10,067	53,774	1,231,825
"	October, 1908.....	Lake.....	1,597,563	90,516	8,385	66,068	1,762,532
"	November, 1908...	Rail.....	2,527,995	568,229	125,825	24,995	3,247,044
"	December, 1908....	Lake.....	4,861,242	42,192	196,260	5,099,694
"	January, 1909.....	Rail.....	3,972,592	930,815	69,060	56,008	5,028,475
"	February, 1909....	Lake.....	4,453,840	231,190	305,777	188,933	5,179,740
"	March, 1909.....	Rail.....	2,755,204	854,604	97,780	141,996	3,849,584
"	April, 1909.....	Lake.....	909,915	66,721	976,636
"	May, 1909.....	Rail.....	1,411,697	217,732	15,221	45,000	1,689,650
"	June, 1909.....	Lake.....	1,593,315	51,060	1,644,375
"	July, 1909.....	Rail.....	1,023,150	343,064	39,966	16,974	1,423,154
"	August, 1909.....	Lake.....	1,336,173	95,597	1,431,770
"	September, 1909....	Rail.....	689,525	618,751	28,875	49,145	1,386,296
"	October, 1909.....	Lake.....	1,493,874	141,679	1,635,553
"	November, 1909....	Rail.....	430,837	422,825	46,440	4,698	904,800
"	December, 1909....	Lake.....	1,437,254	115,712	1,552,966
"	January, 1910.....	Rail.....	2,228,457	1,382,051	88,850	60,587	3,759,945
"	February, 1910....	Lake.....	3,635,684	185,111	133,734	23,072	3,977,601
"	March, 1910.....	Rail.....	1,078,394	1,081,712	94,405	153,306	2,407,817
"	April, 1910.....	Lake.....	2,765,680	90,198	161,926	58,948	3,076,752
"	May, 1910.....	Rail.....	570,270	647,236	79,656	117,109	1,414,271
"	June, 1910.....	Lake.....	1,670,746	38,400	84,111	32,116	1,825,373
"	July, 1910.....	Rail.....	551,735	1,138,168	55,594	110,906	1,856,403
"	August, 1910.....	Lake.....	882,506	408,668	50,783	27,860	1,369,817
Crop year 1909.....		Rail.....	18,026,532	8,586,495	751,739	834,498	28,199,264
		Lake.....	26,637,792	1,086,275	1,411,745	396,997	29,532,809

SESSIONAL PAPER No. 10d

No. 18.—STATEMENT showing Shipments of Grain from Fort William and Port Arthur to the under mentioned Ports during the Seasons of Navigation 1907, 1908 and 1909.

	WHEAT.						OATS.					
	Season of Navigation, 1907.		Season of Navigation, 1908.		Season of Navigation, 1909.		Season of Navigation, 1907.		Season of Navigation, 1908.		Season of Navigation, 1909.	
	Canadian Vessels.	Foreign Vessels.	Canadian Vessels.	Foreign Vessels.	Canadian Vessel.	Foreign Vessels.	Canadian Vessels.	Foreign Vessels.	Canadian Vessels.	Foreign Vessels.	Canadian Vessels.	Foreign Vessels.
Canadian Ports—	Bush.	Bush.	Bush.	Bush.	Bush.	Bush.	Bush.	Bush.	Bush.	Bush.	Bush.	Bush.
Lawson Sound.....	2,017,698		1,105,769		1,400,038		3,335,650		2,040,909		2,198,958	
Midland.....	3,685,841		1,741,728		616,671		144,335		108,123		779,636	
Donner Harbor.....	5,672,987		2,040,513		9,928,197		154,562		1,224,761		2,526,245	
Deer Harbor.....	2,196,082		1,196,082		3,219,131		703,412		364,608		479,719	
Collingwood.....	389,210		389,210		383,803		40,847		78,453		145,881	
Point Edward.....	2,474,728		1,533,529		1,683,032		141,889		308,173		879,113	
Meaford.....	1,335,408		750,538		1,763,032		472,729		113,772		119,161	
Godenich.....	3,819,606		5,450,441		5,075,158		775,722		2,255,297		2,375,872	
Port Colborne.....			477,157		1,693,987						344,572	
Thorold.....	540,244		381,611		204,175							
Port Stanley.....					76,000						45,000	
Kingston.....					6,265,598						1,807,115	
Montreal.....	12,305,875		15,677,324		5,674,841		3,931,064		1,688,743		2,614,027	
Prescott.....					2,078							
Sault Ste. Marie.....									1,765		206,210	
Walkerville.....					172,411							
Total, Canadian ports.....	32,827,277		37,359,463		37,296,735		9,730,411		8,184,604		14,721,509	
American ports—												
Buffalo, N.Y.....	3,889,722	8,797,964	63,043	12,070,974	2,992,739	13,591,035		969,518	746,151	2,279,633	328,148	818,709
Chicago.....		85,554		158,928		382,863						
Detroit.....						9,472						
Eric.....	360,182	219,392		831,040		110,000						
Port Huron.....	369,510	555,988		1,027,036	322,907	1,879,490		6,334				
Total, American ports.....	4,619,414	9,658,848		14,087,978	3,315,646	15,972,800		975,852	746,151	2,279,633	328,148	818,709
Grand Total Shipments.....	37,446,691	9,658,848	39,303,642	14,087,978	40,612,381	15,972,800	9,730,411	975,852	8,930,758	2,279,633	15,049,657	818,709
	47,105,539		53,391,620		56,585,241		10,706,263		11,210,399		15,868,366	

American ports—

Ogdensburg.....

Buffalo, N.Y.

Chicago.....
Duluth.....

Erie.....

Fort Huron.....

Total, American ports.

Grand Total Clinician-

Grand total shipments

No. 18.—SHIPMENTS of Grain from Fort William and Port Arthur for Seasons of Navigation, 1907, 1908 and 1909.

	BARLEY.				FLAX.				RYE.				
	Season of Navigation, 1907.		Season of Navigation, 1908.		Season of Navigation, 1909.		Season of Navigation, 1907.			Season of Navigation, 1908.		Season of Navigation, 1909.	
	Canadian Vessels.	Foreign Vessels.	Canadian Vessels.	Foreign Vessels.	Canadian Vessels.	Foreign Vessels.	Canadian Vessels.	Foreign Vessels.		Canadian Vessels.	Foreign Vessels.	Canadian Vessels.	Foreign Vessels.
Canadian ports—	Bush.	Bush.	Bush.	Bush.	Bush.	Bush.	Bush.	Bush.	Bush.	Bush.	Bush.	Bush.	
Owen Sound...	311,724		98,871		122,156		95,107						
Midland...	59,990		68,752		68,752								
Tiffin...	77,240		212,338		212,338								
Depot Harbour...	230,267		63,372										
Collingwood...					98,238								
Point Edward...	36,100		205,534		183,736		15,000		82,277		63,306		
Meaford...	56,480		40,580		109,143				254,107			430	
Goderich...	69,928		63,605		104,802		258,894				299,732		
Port Colborne...					34,692								
Thorold...							31,701						
Port Stanley...													
Kingston...					479,875								
Montreal...	381,631		971,213		295,540		244,675		820,625		154,812	1,168	
Prescott...											567,266		
Sault Ste. Marie...													
Walkerville...													
Total, Canadian ports...	1,223,360		1,618,037		1,709,272		645,377		1,157,009		1,085,116	4,166	
American ports—													
Ogdensburg...													
Buffalo...	51,471	78,795		539,666	167,555	138,125			173,335	104,242	384,551	1,382,136	
Chicago...													
Cleveland...											155,899		
Duluth...													
Erie...					26,688	255,276						85,926	
Port Huron...					57,785								
Total, American ports...	51,471	78,795		539,666	194,243	451,186			173,335	104,242	540,450	1,498,062	
Grand total shipments...	1,274,831	78,795		539,666	1,903,515	451,186		645,377	1,330,344	104,242	1,625,566	1,498,062	
	1,353,626		2,157,703		2,354,701		645,377		1,434,586		3,093,628	4,166	

SESSIONAL PAPER No. 10d

No. 18.—SHIPMENTS of Grain from Fort William and Port Arthur for Seasons of Navigation 1906, 1907, 1908 and 1909.—*Concluded.*

TOTAL GRAIN.							
	Season of Navigation, 1906.		Season of Navigation, 1907.		Season of Navigation, 1908.		Season of Navigation, 1909.
	Canadian Vessels.	Foreign Vessels.	Canadian Vessels.	Foreign Vessels.	Canadian Vessels.	Foreign Vessels.	Canadian Vessels.
Canadian ports—	Bush.	Bush.	Bush.	Bush.	Bush.	Bush.	Bush.
	Owen Sound.....	4,409,233	5,760,179	3,245,549	3,723,720		
	Midland.....	3,612,505	3,889,867	1,849,851	1,465,059		
	Tiffin.....		813,459	8,440,136	12,666,780		
	Depot Harbour.....	6,037,819	6,670,959	2,624,622	3,698,850		
	Collingwood.....	721,355	430,088	1,082,634	568,922		
	Point Edward.....	3,010,245	2,637,717	2,129,513	2,990,197		
	Meaford.....	1,468,084	1,864,818	1,158,997	1,008,339		
	Goderich.....	1,431,824	4,924,150	7,769,343	8,055,564		
	Port Colborne.....	1,730,678		477,157	2,073,251		
	Thorold.....		571,946	381,641	204,175		
	Port Stanley.....	125,200			121,000		
	Kingston.....		16,863,245	19,157,905	8,708,568		
	Montreal.....	13,037,731			9,151,674		
	Prescott.....			1,765	2,078		
	Sault Ste. Marie.....						
	Walkerville.....				378,621		
Total, Canadian ports.....							
American ports—		34,634,674	44,426,428		48,319,113		54,816,798
	Ogdensburg.....						
	Buffalo.....	2,729,209	10,806,530	3,941,193	63,043	14,994,515	15,930,005
	Chicago.....		71,307	9,846,278	2,800,625	158,928	382,863
	Cleveland.....			85,554			155,899
	Duluth.....						
	Erie.....	238,102	1,133,653	360,182	219,392	831,040	9,472
	Port Huron.....	1,086,595	386,513	369,510	562,272	1,027,036	451,202
							1,937,275
	Total, American ports.....	4,053,906	12,398,003	4,670,885	10,713,496	17,011,519	18,710,817
Total, American ports.....							
		38,688,580	49,097,313	10,713,496	51,182,781	17,011,519	59,195,285
Total, American ports.....							
		51,086,583	59,810,809		68,194,300		77,906,102

No. 19.—COMPARATIVE Statement showing shipments of Grain by Vessels and the All-rail Route from Fort William and Port Arthur, for the Crop Years ending August 31, 1900, 1901, 1902, 1903, 1904, 1905, 1906, 1907, 1908 and 1909 (crops of 1899, 1900, 1901, 1902, 1903, 1904, 1905, 1906, 1907 and 1908).

	CROP YEAR, 1899-1900.			CROP YEAR, 1900-01.			CROP YEAR, 1901-02.		
	Vessels.	Rail.	Totals.	Vessels.	Rail.	Totals.	Vessels.	Rail.	Totals.
	Bush.	Bush.	Bush.	Bush.	Bush.	Bush.	Bush.	Bush.	Bush.
Wheat—									
Extra No. 1 Hard.....	4,754	4,754
No. 1 Hard.....	12,246,474	1,500,554	13,747,028	1,137,392	57,240	1,194,632	5,168,691	114,430	5,283,121
† " 2 "	1,705,764	336,986	2,132,750	905,581	190,024	1,104,605	31,679	31,679
† " 3 "	660,332	182,819	843,151	2,043,985	153,612	2,197,597	34,049	34,049
" 1 Northern.....	521,783	65,767	587,550	62,302	8,364	70,666	10,699,527	289,181	10,988,708
" 2 "	34,984	5,176	40,160	2,359	2,359	9,488,246	310,352	9,798,598
" 3 "	7,444	1,323	8,767	37,680	37,680	395,327	53,363	448,690
Sundry grades.....	815,047	170,622	985,669	1,601,923	259,049	1,860,972	1,362,685	201,198	1,563,883
Oats.....	16,086,582	2,263,247	18,349,829	5,791,222	677,289	6,468,511	27,180,204	968,524	28,148,728
Barley.....	596,844	538,889	1,135,733
Flax.....	16,152	36,033	52,185
Total grain.....	16,086,582	2,263,247	18,349,829	5,791,222	677,289	6,468,511	27,793,200	1,554,172	29,347,372

† By 1 Edward VII, Chapter 24, Sec. 1, these grades were cancelled from May 23, 1901.

SESSIONAL PAPER No. 10d

No. 19.—COMPARATIVE Statement showing Shipments of Grain by Vessels and the All-rail Route from Fort William and Port Arthur, &c.—Continued.

	CROP YEAR, 1902-03.			CROP YEAR, 1903-04.			CROP YEAR, 1904-05.		
	Vessels.	Rail.	Totals.	Vessels.	Rail.	Totals.	Vessels.	Rail.	Totals.
	Bush.	Bush.	Bush.	Bush.	Bush.	Bush.	Bush.	Bush.	Bush.
Wheat—									
Extra No. 1 Hard.....									
No. 1 Hard.....	16,529,726	798,183	17,327,909	510,018	25,976	535,994	147,472	11,375	158,847
" 1 Northern.....	10,392,171	995,968	11,388,139	5,687,006	122,496	5,809,502	3,232,676	171,529	3,404,205
" 2 ".....	4,558,469	508,319	5,066,818	8,453,309	335,459	8,788,768	8,046,964	224,880	8,271,844
" 3 ".....	4,822,591	628,411	5,451,005	8,968,776	793,711	9,762,487	7,054,616	320,526	7,375,172
Sundry grades.....	2,123,896	129,769	2,253,665	4,933,516	1,553,884	6,487,400	9,253,113	1,205,926	10,459,039
Oats.....	38,426,856	3,060,680	41,487,536	28,552,625	2,831,526	31,384,151	27,734,871	1,934,236	29,669,107
Barley.....	1,311,613	307,874	1,619,487	104,978	181,468	286,446	327,122	440,811	767,933
Flax.....	251,769	70,608	322,377	46,666	20,805	67,471	122,687	142,315	265,002
Rye.....	45,985	69,461	115,446	193,398	88,615	282,013	259,965	11,331	271,296
Total grain.....	40,036,223	3,508,623	43,544,846	28,897,667	3,122,414	32,020,081	28,444,615	2,528,663	30,973,338

9-10 EDWARD VII., A. 1910

No. 19.—COMPARATIVE Statement showing Shipments of Grain by Vessels and the All-rail Route from Fort William and Port Arthur,
&c.—*Concluded*.

	CROP YEAR, 1905-06.			CROP YEAR, 1906-07.			CROP YEAR, 1907-08.			CROP YEAR, 1908-09.		
	Vessels.	Rail.	Totals.	Vessels.	Rail.	Totals.	Vessels.	Rail.	Totals.	Vessels.	Rail.	Totals.
Wheat—												
* Extra No. 1 Hard.....												
No. 1 Hard.....	657,711	9,586	667,297	3,315,759	192,114	3,507,873	218,609	19,718	238,327	154,852	8,204	163,056
" 1 Northern.....	29,114,424	2,577,087	31,691,511	22,543,706	894,602	23,408,308	6,946,021	515,591	7,461,612	10,313,401	381,429	10,694,830
" 2 ".....	11,591,693	1,293,140	12,884,833	14,227,111	666,067	14,893,178	7,904,677	747,652	8,652,329	12,102,349	981,206	13,083,555
" 3 ".....	2,578,264	238,246	2,816,510	2,175,988	18,938	2,194,926	6,595,049	1,074,054	7,669,103	11,961,618	1,634,241	13,595,859
Sundry grades.....	5,685,175	1,764,394	7,449,569	9,457,388	1,387,976	10,845,364	16,261,640	7,238,479	23,500,119	14,847,506	4,137,863	18,985,369
Oats.....	49,627,267	5,882,453	55,509,720	51,719,952	3,129,697	54,849,649	37,925,996	9,595,494	47,521,490	49,379,726	7,142,913	56,522,669
Barley.....	3,899,086	1,822,729	5,721,815	10,904,117	1,840,319	12,744,736	7,297,810	3,798,595	11,096,405	12,301,020	2,529,823	14,830,843
Flax.....	571,047	388,499	959,546	1,154,654	684,523	1,839,177	1,285,361	686,574	1,971,938	1,957,989	495,752	2,453,741
Rye.....	341,127	115,801	456,928	535,111	218,196	753,307	1,234,166	280,478	1,514,644	1,595,410	393,975	1,989,385
					9,010	9,010		3,036	3,036	3,015	5,661	8,676
Total grain.....	54,438,527	8,209,482	62,648,009	61,314,134	5,881,745	70,195,879	47,743,336	14,364,177	62,107,513	65,237,160	10,568,154	75,805,314

* By 6 Edward VII., Chapter 18, Sec. 3, this grade was cancelled from July 13, 1906.

SESSIONAL PAPER No. 10d

No. 20.—COMPARATIVE statement showing Shipment of Grain from Fort William and Port Arthur, for Crop Years 1907, 1908 and 1909.

	TOTAL GRAIN.					
	1907.		1908.		1909.	
	Canadian Vessels.	Foreign Vessels.	Canadian Vessels.	Foreign Vessels.	Canadian Vessels.	Foreign Vessels.
	Bush.	Bush.	Bush.	Bush.	Bush.	Bush.
Canadian Ports—						
Owen Sound.....	6,014,306		4,163,330		2,374,694	
Midland.....	3,325,765		3,445,015		754,007	
Tiffin.....	305,000		1,558,886		9,536,081	
Collingwood.....	821,013		464,294		922,077	
Depot Harbour.....	7,463,377		3,974,796		1,849,227	
Point Edward.....	3,203,835		2,229,768		1,957,507	
Sault Ste Marie.....					1,764	
Meaford.....	2,170,098		1,058,506		628,514	
Goderich.....	3,639,113		5,278,113		8,021,564	
Port Colborne.....	689,538		322,764		301,689	
Thorold.....			468,391		353,018	
Kingston.....			7,379,563		8,897,312	
Prescott.....			594,787		109,114	
Montreal.....	15,989,440		7,561,695		9,673,740	
Total Canadian Ports	43,621,485		38,800,008		45,380,308	
American Ports—						
Port Huron.....	883,223	454,542	106,094	200,937		1,609,724
Erie.....	298,103	934,525	300,181	519,144		531,287
Chicago.....		71,307		183,383		122,793
Cleveland.....						155,899
Buffalo.....	5,758,866	12,292,069	2,625,672	4,944,670	1,922,135	15,514,992
Ogdensburg.....			63,043			
Total American ports	6,940,192	13,752,443	3,094,990	5,848,334	1,922,135	17,934,695
Grand total shipments..	50,561,677	13,752,443	41,894,998	5,848,334	47,302,443	17,934,695
	64,314,120		47,743,332		65,237,138	

No. 21.—COMPARATIVE Statement showing Shipments of Grain from Winnipeg and other points in the West, inspected at Winnipeg, Calgary and Duluth, and billed the points East and West by the All-rail Route, for the Crop Years 1899–1900, 1900–1, 1901–2, 1902–3, 1903–4, 1904–5, 1905–6, 1906–7, 1907–8, 1908–9.

Crop Years ending August 31.	Wheat.	Oats.	Barley.	Flax.	Rye.	Total.
	Bush.	Bush.	Bush.	Bush.	Bush.	Bush.
1900.....	253,150	52,800	10,000	2,490		318,440
1901.....	68,060	64,800	2,000	4,980		139,840
1902.....	1,327,700	1,449,600	103,000	45,900		2,926,200
1903.....	1,644,000	406,500	116,400	263,000		2,429,900
1904.....	552,300	171,000	7,200	20,000		750,500
1905.....	1,523,550	781,500	93,600	9,000		2,407,650
1906.....	1,448,280	851,928	139,680	5,000	2,400	2,447,288
1907.....	721,180	869,400	117,600	1,000	3,600	1,712,780
Calgary going East.....	6,420	469,800	3,600		2,400	482,220
West.....	167,990	572,400	31,200	2,000	1,200	774,790
Total All-rail, 1907.....	895,590	1,911,600	152,400	3,000	7,200	2,969,790
1908.....	705,130	770,400	26,400	2,000	1,200	1,505,130
Calgary going East.....	14,980	201,600				216,580
West.....	375,570	554,400	38,400		1,200	969,570
Duluth.....	1,350,340	118,800	70,800	32,000		1,571,940
Total All-rail, 1908.....	2,446,020	1,645,200	135,600	34,000	2,400	4,263,220
1909.....	263,550	1,342,800	14,400	10,000		1,630,750
Calgary going East.....	1,304,100	2,136,600	27,600	21,000	4,800	3,494,100
West.....	1,043,700	1,558,800	54,000	1,000	7,200	2,664,700
Duluth.....	1,325,100	118,800	70,800	52,000		1,566,700
Total All-rail, 1909.....	3,936,450	5,157,000	166,800	84,000	12,000	9,356,250

No. 22.—COMPARATIVE Statement showing th Exports of Canadian Grain from the undermentioned Ports for the Calendar Years 1907, 1908 and 1909.

St. John, N.B.

	Montreal.			Quebec.			
	1909.	1908.	1907.	1909.	1908.	1907.	
Barley.....	Bush. 51,972	Bush. 1,137,419	Bush. 825,777	Bush. 466,108	Bush. 570,140	Bush. 425,141	1907.
Beans.....	699	2,202	2,576	507	570,140	2,204	Bush. 425,141
Buckwheat.....	192,282	93,872	27,008	1,084	4,789	29,226	29,226
Corn.....	289	17,480	28	344	11,460	7,760	7,760
Oats.....	521,243	401,267	3,900,648	108,307	24,044	621,734	621,734
Pease, whole.....	60,056	282,403	151,572	20,600	34,786	60,056	60,056
Pease, whole split.....	30,996	32,083	6,209	11,044	13,434	6,398	6,398
Rye.....	14,300,137	19,552,752	13,564,846	7,050,910	5,845,073	3,126,369	3,126,369
Wheat.....	15,677,674	21,535,970	18,507,967	7,673,924	6,507,436	4,277,693	4,277,693
Other grain.....							
Totals.....							

Totals.....

	Halifax.			Vancouver.			
	1909.	1908.	1907.	1909.	1908.	1907.	
Barley.....	Bush. 55,773	Bush. 65,167	Bush. 41,738	Bush. 42,022	Bush. 541	Bush. 1,773,976	1907.
Beans.....	943	2,898	2,889	1,250	1,884	2,149	Bush. 1,773,976
Buckwheat.....	1,249	1,074	1,125	2	10	99,188	56,242
Corn.....	203,010	218,221	225,602	37,937	59	30,024	8,933
Oats.....	492	9,070	3,356	11	274,810	643,594	5,022,891
Pease, whole.....	42,815	72,596	62,300	84,855	118,123	326,685	216,035
Pease, whole split.....	161,728	4	24	15,020	17,813	30,903	30,903
Rye.....	469,010	369,700	341,052	276,944	31,245	25,397,829	16,810,674
Wheat.....			10	196,983	306,596	23,521,611	23,521,611
Other grain.....							
Totals.....							

In addition to the above, there was Exported from the port of Montreal, the following quantities of United States grain, viz.:

	Wheat.	Corn.	Oats.	Barley.	Rye.	Total.
1909.....	Bush. 12,761,605	Bush. 267,986	Bush. 35,429	Bush. 10,506	Bush. 51,293	Bush. 13,206,819
1908.....	10,908,191	430,829	169,130	113,678	51,568	11,613,399
1907.....	5,373,215	4,745,012		32,771	50,055	10,201,083

SESSIONAL PAPER No. 10d

No. 23.—COMPARATIVE Statement of Canadian Wheat in Transit shipped from the following United States Ports for the Years ended June 30, 1907, 1908 and 1909.

Ports.	QUANTITIES.		
	1909.	1908.	1907.
	Bush.	Bush.	Bush.
Baltimore.....	Figures not to hand.	88,432	368,285
Boston.....		7,687,745	7,716,389
New York.....		4,333,115	4,077,705
Philadelphia.....		2,473,284	2,071,776
Portland.....		5,186,129	4,915,665
Totals, bushels.....		19,768,705	19,149,820

COMPARATIVE Statement of Canadian Flour in Transit shipped from the following United States Ports for the Years ended June 30, 1907, 1908 and 1909.

Ports.	QUANTITIES.		
	1909.	1908.	1907.
	Bbbs.	Bbbs.	Bbbs.
Baltimore.....	Figures not to hand.	321	3,507
Boston.....		125,308	56,083
New York.....		199,614	265,131
Philadelphia.....		49,884	29,071
Portland.....		130,978	105,873
Totals, barrels.....		506,105	459,665

FIGURES RECEIVED SINCE REPORT WENT TO PRESS AND WHICH ARE PART OF TABLE NO. 23.

SHIPMENTS OF CANADIAN WHEAT IN TRANSIT FROM UNITED STATES PORTS,
FOR YEAR ENDED JUNE 30, 1909.

Baltimore.....	465,773 bushels
Boston	7,420,969 "
New York.....	5,100,117 "
Philadelphia.....	5,690,749 "
Portland.....	4,809,880 "
Total.....	23,487,488 bushels.

9-10 EDWARD VII., A. 1910

No. 25.—STATEMENT showing List of Canadian and American Vessels, with capacity of same and quantity of each kind of grain carried by them, for the Season of Navigation, 1909; also recapitulation of quantity carried to Canadian and American Ports.

Canadian Vessels.	Capacity.	QUANTITY CARRIED.					
		Wheat.	Oats.	Barley.	Flax.	Rye.	Total.
		Bush.	Bush.	Bush.	Bush.	Bush.	Bush.
Canadian Vessels—							
Athabasca.....	40,000	61,363	20,040	2,351			83,754
Alberta.....	40,000	35,017	49,313			2,568	86,898
Assiniboia.....	60,000	98,000	167,078	5,000			270,078
Algonquin.....	95,000	639,642	443,874	21,100	90,450		1,195,066
Ames, A. E.....	60,000	306,176					306,176
Arabian.....	40,000	195,543	1,200		37,611		234,354
Advance.....	40,000	137,393			180,300		317,693
Acadian.....	110,000	562,683	240,514	85,587	15,449		904,233
Agawa.....	200,000	402,000	271,114				673,114
Beaverton.....	100,000	369,271	15,000	10,720	27,238		422,229
Bickerdike.....	50,000	239,169	42,024				281,193
Collingwood.....	240,000	439,429	336,696				776,125
Canadian.....	115,000	446,950	149,537	33,809			630,296
City of Montreal.....	35,000	32,077					32,077
Coruuna.....	50,000	233,297	58,969				292,266
Carleton.....	70,000	340,117					340,117
Crowe, G. R.....	120,000	1,178,910	151,791	125,555	44,906		1,501,162
Doric.....	115,000	652,523	382,315	18,419			1,053,257
Dundee.....	100,000	574,904	142,179	11,676	23,838	448	753,045
Donnacana.....	105,000	358,157	77,313	50,000			485,470
Dunelm.....	110,000	315,985	296,043	103,191	32,363		767,582
Edmonton.....	100,000	446,944	189,000	19,210			635,154
Empress of Midland.....	125,000	775,160	25,000	18,694			818,854
Fairmount.....	105,000	725,614	10,000	10,000	44,046		789,660
Glenellah.....	110,000	497,291	55,021	56,251	20,738		629,301
Glenmount.....	110,000	450,664					450,664
Gargantua.....	75,000	45,927					45,927
Huronic.....	65,000	90,802	46,563	10,000			147,365
Harmonic.....	80,000	104,961					104,961
Hamilton.....	65,000	300,558	45,319	10,000	33,347		409,224
Haddington.....	80,000	422,202	105,500	26,000	73,286		626,988
Iroquois.....	120,000	727,288	449,082				1,176,370
India.....	45,000	137,470					137,470
Ionic.....	55,000	360,486	90,984	70,190			521,660
Keewatin.....	50,000	239,842	144,051	9,035			392,928
Kaministiquia.....	125,000	435,893	112,789	44,139	42,568		635,389
Kenora.....	75,000	129,500	437,147				566,647
Kinnmount.....	115,000	791,155	25,000	10,000			826,155
Leafield.....	80,000	267,437		47,038			314,475
Manitoba.....	60,000	169,971	183,084	25,891			369,946
Matthews, W. D.....	200,000	1,775,891	461,044	62,420			2,299,355
Mapleton.....	100,000	458,369					458,369
Midland Prince.....	310,000	2,648,424	120,797				2,769,221
Midland King.....	200,000	1,102,907	766,132				1,869,039
Midland Queen.....	105,000	1,324,936	756,101	63,722	117,740		2,262,499
Meaford.....	110,000	1,187,882	150,000				1,337,882
Mount Stephen.....	120,000	1,109,762	285,491	91,155			1,486,408
McKee, J. A.....	120,000	488,411	313,291		106,605		908,307
Neepawah.....	50,000	268,997	178,623	46,373	21,289		515,282
Neebing.....	105,000	459,000	232,268				691,268
Nevada.....	50,000	198,739	132,379	41,343	50,346		422,807
Ottawa (sunk Nov. 14).....	120,000	1,314,550	405,513				1,720,063
Osler, E. B.....	330,000	2,285,581	967,279				3,252,860
Paliki.....	80,000	79,500	193,137				272,637
Plummer, J. H.....	55,000	326,087	106,965				433,052
Pellett, H. M.....	55,000	391,585	71,558	18,438			481,581
Prince Rupert.....	105,000	240,809	171,385	17,300		1,150	430,644
Port Colborne.....	90,000	89,398					89,398
Quebec.....	65,000	375,080	72,466	6,303			453,849
Regina.....	90,000	573,678	74,000				647,678
Rosedale.....	82,000	359,528	208,044	20,198	62,755		650,525
Rome (burnt).....	66,000	235,345			149,695		385,040
Rosemount.....	85,000	563,346	236,384	40,418	35,372		875,520
Seguin.....	40,000	115,462	261,746	47,356			424,564
Strathcona.....	110,000	485,238	147,453	51,200			683,893
Stormount.....	110,000	480,988	130,035				611,023
Simla.....	55,000	150,000	73,814				223,814
Scottish Hero.....	130,000	871,281	834,266	50,329			1,755,876
Saronic.....	40,000	57,276	26,022				83,298
Turret Cape.....	110,000	656,124	318,645	144,417	75,387		1,194,573
Turret Chief.....	110,000	810,802	556,067				1,366,869
Turret Court.....	110,000	857,931	88,346		255,399		1,201,676
Turret Crown.....	110,000	506,947	498,622	77,196			1,082,765
Tagona.....	75,000	215,437	260,788	27,539			503,764
Ungava.....	75,000	358,306	106,877				465,183
Wahcondah.....	70,000	199,284	253,583	34,658	44,830		537,364
Westmount.....	105,000	455,831	229,215	169,736			854,782

SESSIONAL PAPER No. 10d

No. 25.—STATEMENT showing List of Canadian and American Vessels with capacity of same, and quantity, &c.—Continued.

Canadian Vessels.	Capacity.	QUANTITY CARRIED.					
		Wheat.	Oats.	Barley.	Flax.	Rye.	Total.
		Bush.	Bush.	Bush.	Bush.	Bush.	Bush.
Canadian vessels—Con.							
Wexford.....	100,000	554,951	304,319				859,270
Winona.....	120,000	1,004,152					1,004,152
Wasaga.....	55,000	243,658	145,105	69,559			458,322
Windsor.....	70,000		116,500				116,500
Totals (No. 81).....	7,853,000	40,610,244	15,022,802	1,903,516	1,625,567	4,166	59,166,295
Foreign Vessels—							
Adams, Thos.....	210,000	330,000			89,761		419,761
Armour, P. D.....	100,000	98,000					98,000
Barlum, J. J.....	340,000	340,000					340,000
Barlum, Thos.....	295,000	194,885			96,086		290,971
Barlow, J. H.....	310,000	119,916	336,349				456,265
Boland, J. J.....	306,000	210,000			103,287		313,287
Bope, H. B.....	350,000	337,469					337,469
Brower, A. G.....	200,000	171,955					171,955
Brown, W. L.....	250,000	236,466					236,466
Carter, E. D.....	320,000	447,876		255,276			703,152
Cuddy, Loftus.....	357,000	356,524					356,524
Craig, Geo. L.....	210,000	210,000					210,000
Cranage, Thos.....	140,000	111,000					111,000
City of Paris.....	130,000	104,000					104,000
City of London.....	110,000	56,989					56,989
Chili.....	145,000	143,545					143,545
Conestoga.....	95,000	90,834					90,834
Durston, J. F.....	260,000	250,600					250,600
Dunham, J. S.....	260,000	240,922					240,922
Egan, W. M.....	90,000				83,926		85,926
Fitzgerald, N. E.....	260,000	187,074		57,785			244,859
Gilchrist.....	200,000	200,000					200,000
Heffelfinger, F. D.....	210,000	368,000	59,000	48,124	42,925		518,049
Hawgood, W. A.....	355,000	354,307					354,307
A. H.....	360,000	282,734			83,929		366,663
H. A.....	351,000	351,000					351,000
Hart, F. W.....	215,000	213,089					213,089
Hebard, C. S.....	315,000	300,000					300,000
Kensington.....	265,000	213,000					213,000
Ketcher, Chas. W.....	250,000	488,082					488,082
Kopp, J. J.....	315,000	315,000					315,000
Lewiston.....	115,000	65,776			37,131		102,907
Laughlin, James.....	350,000	336,503					336,503
Morley, W. B.....	87,000	87,119					87,119
Maryland.....	130,000	61,695					61,695
Mack, W. H.....	200,000	199,900					199,900
Minch, Philip.....	320,000	319,371					319,371
Miller, P. P.....	200,000	622,466			158,080		780,546
McGean, Jno. A.....	270,000	259,000					259,000
Nyanza.....	168,000	67,076					67,076
New York.....	90,000	169,580					169,580
Ohl, Thos. H.....	260,000	197,386			66,375		263,761
Panay.....	216,000	216,150					216,150
Peavey, F. H.....	235,000	391,783			83,885		475,668
Park, Sheldon.....	353,000	353,000					353,000
Reck, E. M.....	87,000	46,998					46,998
Riddle, J. B.....	350,000	351,480					351,480
Stadacona.....	330,000	389,278			264,991		654,269
Shaughnessey, Sir T. G.....	298,000	535,664			100,241		635,905
Squires, F. B.....	240,000	240,000					240,000
Steel King.....	220,000	205,722					205,722
Smith, H. B.....	341,000	341,000					341,000
Smith B. Lyman.....	210,000	164,792	60,000				224,792
Tampa.....	108,000	108,147					108,147
Uranus.....	185,000				191,446		191,446
Van Allan, D. R.....	9,500	9,472					9,472
Venus.....	193,000	192,917					192,917
Wells, F. B.....	265,000	236,189					236,189
Western Star.....	245,000	679,752			64,000		743,752
Wilkinson, H. S.....	205,000	203,906					203,906
Woodford, W. R.....	355,000	701,000					701,000
Wallace, J. C.....	347,000	347,450					347,450
Walker, N. G.....	235,000		363,360				363,360
Weeks, J. L.....	240,000	240,000					240,000
Wolf, W. H.....	116,500	59,271					59,271
Zimmerman, E.....	325,000	249,750		90,000			339,750
Totals, No. 66.....	15,473,000	15,972,860	818,709	451,185	1,468,063		18,710,817

9-10 EDWARD VII., A. 1910

No. 25.—STATEMENT showing List of Canadian and American Vessels, with capacity of same, and quantity, &c.—*Concluded.*

RECAPITULATION.

Canadian Vessels.	Capacity.	QUANTITY CARRIED.					
		Wheat.	Oats.	Barley.	Flax.	Rye.	Total.
		Bush.	Bush.	Bush.	Bush.	Bush.	Bush.
<i>Canadian Vessels</i>	7,853,000						
To Canadian Ports.....		37,282,003	14,694,654	1,629,274	1,085,117	4,166	54,695,214
To Foreign Ports.....		3,328,241	328,148	274,242	540,451		4,471,082
<i>Foreign Vessels</i>	15,473,000						
To Foreign Ports.....		15,972,860	818,709	451,185	1,468,062		18,710,816
Totals.....	23,326,000	56,583,104	15,841,511	2,354,701	3,093,630	4,166	77,877,112

SESSIONAL PAPER No. 10d

No. 26.—Reported Acreage under Crop in the Provinces of Manitoba, Saskatchewan and Alberta for the Years 1900, 1901, 1902, 1903, 1904, 1905, 1906, 1907, 1908 and 1909.

[illegible]

NOTE.—Previous to 1905, the provinces of Saskatchewan and Alberta were grouped as the Northwest Territories, 1,491 and 151 acres of this is rye and speltz, respectively; 1,691 and 500 acres of this is rye and speltz, respectively, Alberta; 45,007 and 1,151 acres of this is rye and peas, respectively, Manitoba.

SESSIONAL PAPER No. 10d

No. 28.—ESTIMATED Acreage under Crop in the Provinces of Ontario, Quebec, New Brunswick, Nova Scotia and Prince Edward Island, for the undermentioned years.

Years.	WHEAT—ACRES.					OATS—ACRES.						
	Ontario.	Quebec.	New Brunswick.	Nova Scotia.	Prince Edward Island.	Total.	Ontario.	Quebec.	New Brunswick.	Nova Scotia.	Prince Edward Island.	Total.
1900	1,415,545		26,807			1,472,412	2,398,831		178,992			2,577,826
1901	1,269,635	133,761	26,010	16,327		1,435,736	2,408,461	1,319,384	184,114	90,924		4,032,886
1902	1,051,707		22,602			1,074,309	2,500,758		171,913			2,672,671
1903	913,516		21,544			935,060	2,638,665		176,909			2,815,574
1904	833,485		20,410			853,895	2,654,936		178,074			2,833,010
1905	986,329		20,684			1,007,013	2,668,416		187,146			2,855,562
1906	959,032		20,824			979,856	2,716,711		194,647			2,911,358
1907	820,678	107,698	20,601	20,419	35,847	1,005,243	2,932,509	1,483,163	194,211	128,779	174,930	4,913,592
1908	821,766	105,500	17,579	20,600	27,600	993,045	2,774,259	1,512,500	191,865	135,000	150,100	4,793,724
1909	798,526	100,500	14,447	20,600	26,100	960,183	2,695,585	1,571,100	194,815	138,000	184,000	4,786,500

Years.	BARLEY—ACRES.					PEAS—ACRES.						
Ontario.	Quebec.	New Brunswick.	Nova Scotia.	Prince Edward Island.	Total.	Ontario.	Quebec.	New Brunswick.	Nova Scotia.	Prince Edward Island.	Total.	
1900	577,810		5,053			582,863	661,592					661,592
1901	637,201		4,396			753,293	602,724					680,832
1902	681,622	101,017	4,235	7,679		695,557	532,639	77,960		148		532,639
1903	709,839		3,113			713,952	407,133					407,133
1904	729,434		3,906			733,340	339,260					339,260
1905	772,683		4,104			776,737	374,518					374,518
1906	756,163		4,277			760,440	410,356					410,356
1907	766,891	112,979	4,094	10,234	5,497	899,695	310,977	55,817		1,635	636	399,065
1908	734,029	109,600	3,416	9,700	5,900	862,645	396,642	51,900		1,500	600	450,642
1909	695,262	108,400	10,600		5,900	820,162	381,609	46,400		1,500	600	430,109

No. 28. ESTIMATED AVERAGE UNDER CROP IN THE PROVINCES OF ONTARIO, QUEBEC, NEW BRUNSWICK, NOVA SCOTIA AND PRINCE EDWARD ISLAND, FOR THE UNDERMENTIONED YEARS—*Concluded.*

Years.	R YE—ACRES.					CORN—ACRES.						
	Ontario.	Quebec.	New Brunswick.	Nova Scotia.	Prince Edward Island.	Total.	Ontario.	Quebec.	New Brunswick.	Nova Scotia.	Prince Edward Island.	Total.
1900.	142,213					142,213	330,772					330,772
1901.	158,236	19,530		1,015		178,781	323,923		55,815	1,757		381,495
1902.	189,318					189,318	371,959					371,959
1903.	179,277					179,277	378,924					378,924
1904.	130,702					130,702	339,882					339,882
1905.	101,292					101,292	295,005					295,005
1906.	79,870					79,870	470,252					470,252
1907.	69,745	22,005		845	49	92,644	544,288			2,055	1,016	547,339
1908.	87,908	20,200				108,108	533,443	33,640				567,043
1909.	94,661	19,000				113,661	322,789	32,200				354,989
TOTAL—ACRES.												

Years.	BUCKWHEAT—ACRES.					TOTAL—ACRES.						
	Ontario.	Quebec.	New Brunswick.	Nova Scotia.	Prince Edward Island.	Total.	Ontario.	Quebec.	New Brunswick.	Nova Scotia.	Prince Edward Island.	Total.
1900.	102,570		69,165			171,735	5,659,336		280,077			5,939,413
1901.	88,266		70,114	9,345		270,327	5,488,449		284,634	127,195		7,743,350
1902.	93,324	102,602	63,022			258,948	5,308,003		261,772			5,569,775
1903.	95,487		61,495			156,982	5,322,871		264,061			5,586,932
1904.	100,608		61,574			162,182	5,161,307		263,064			5,425,271
1905.	101,591		60,565			162,156	5,198,193		272,499			5,470,692
1906.	106,414		57,588			164,002	5,498,828		277,336			5,776,164
1907.	113,039	1,248	58,262	18,657	4,291	195,500	5,588,127	1,782,910	277,168	182,624	222,269	8,053,098
1908.	140,605	91,400	58,444	18,000	3,900	312,349	5,488,652	1,954,700	271,304	184,800	188,100	8,087,556
1909.	176,630	70,600	56,735	18,000	3,840	325,805	5,165,072	1,951,200	265,997	188,700	220,400	7,791,369

SESSIONAL PAPER No. 10d

No. 29.—STATEMENT showing the Estimated average yield per acre, of the following various grains grown in the Provinces of Ontario, Quebec, New Brunswick, Nova Scotia and Prince Edward Island, for the years 1898 to 1909.

Years.	WHEAT.					OATS.			
	Ontario.		Quebec.	New Brunswick.	Nova Scotia.	Prince Edward Island.	Ontario.	Quebec.	New Brunswick.
	Fall.	Spring.							
1898.	24.0	17.7					36.6		
1899.	13.3	17.7					38.0		
1900.	21.9	18.4					37.4		
1901.	17.5	15.4					32.5		
1902.	27.0	20.0		20.0			42.6		
1903.	25.9	18.7					30.8		
1904.	15.1	15.4					32.7		
1905.	22.5	18.8		17.6			38.5		
1906.	23.9	19.0		19.6			29.3		
1907.	23.0	17.1		19.5			30.9		
1908.	21.2	15.5		16.6	20		28.5		
1909.	24.1	16.5	13.50 16.71	18.5	20.		34.8 33.5	23. 27.	28.1 29.1
									30. 30.

Years.	BARLEY.					COEN.			
	Ontario.		Quebec.	New Brunswick.	Nova Scotia.	Prince Edward Island.	Ontario.	Quebec.	New Brunswick.
1898.	28.9						70.9		
1899.	30.2						65.0		
1900.	29.3						81.9		
1901.	26.3						76.7		
1902.	33.1			25.1			55.1		
1903.	31.3			25.1			77.3		
1904.	31.8			22.7			61.4		
1905.	31.4			23.5			70.9		
1906.	33.4			23.2			82.9		
1907.	28.3			23.5			64.7		
1908.	28.5		19.80	22.2	23.		78.8	33.50	
1909.	27.0		24.02		23.		70.1	32.50	

No. 29.—STATEMENT showing the Estimated average yield per acre of the various grains grown in the Provinces of Ontario, Quebec, New Brunswick, Nova Scotia and Prince Edward Island, for the Years 1898 to 1909—*Concluded*.

Years.	RYE.					PEAS.				
	Ontario.	Quebec.	New Brunswick.	Nova Scotia.	Prince Edward Island.	Ontario.	Quebec.	New Brunswick.	Nova Scotia.	Prince Edward Island.
1898.....	16.2					15.6				
1899.....	16.6					20.4				
1900.....	16.6					21.2				
1901.....	16.1					16.7				
1902.....	18.15					14.4				
1903.....	16.6					21.9				
1904.....	15.3					19.5				
1905.....	16.9					19.0				
1906.....	16.6					18.0				
1907.....	15.5	16.10				21.6	13.		19.	
1908.....	16.5	17.60				18.7	16.20		24.	
1909.....	16.6					20.0				

Years.	BUCKWHEAT.				
	Ontario.	Quebec.	New Brunswick.	Nova Scotia.	Prince Edward Island.
1898.....	15.8				
1899.....	16.7				
1900.....	18.3				
1901.....	19.9				
1902.....	20.5		23.8		
1903.....	21.5		23.1		
1904.....	20.5		20.4		
1905.....	21.7		19.1		
1906.....	16.8		20.4		
1907.....	22.5		24.9		
1908.....	23.6	23.10	23.4	31.	
1909.....	24.2	28.08	24.7	26.	

SESSIONAL PAPER No. 10d

No. 30.—EXCEPTIONAL Yields of Wheat in the Province of Alberta, Crop of 1908.

District.	SPRING WHEAT.			WINTER WHEAT.		
	Acreage.	Yield.	Average yield per acre.	Acreage.	Yield.	Average yield per acre.
	No.	Bush.	Bush.	No.	Bush.	Bush.
No. 1.....	410	17,040	41.56	970	40,507	41.75
" 2.....	360	12,032	34.41	1,031	42,903	41.61
" 3.....	188	6,063	32.25	529	20,078	39.10
" 4.....	110	3,587	32.60	1,070	46,678	43.62
" 5.....	322	12,982	40.31	2,042	88,300	43.42
" 6.....				100	3,900	39.00
" 7.....	258	10,115	39.20	2,541	104,527	41.13
" 8.....	125	4,184	33.47	307	12,898	42.01
" 9.....	390	16,589	42.51	158	6,716	42.50
" 10.....	375	13,336	35.56	27	955	35.37
" 11.....	67	2,103	31.38			
" 12.....	31	1,056	34.00	11	478	43.45
" 13.....	30	1,001	33.36			
" 14.....	283	10,191	36.36	50	1,932	38.64
" 15.....	42	14,080	35.23	52	2,100	40.38
" 16.....	148	5,105	34.49	12	450	39.16

No. 30.—EXCEPTIONAL Yields of Wheat in the Province of Alberta, Crop of 1909.

Name.	Location.	Post Office.	SPRING WHEAT.		
			Acreage.	Yield.	Average yield per acre.
			No.	Bush.	Bush.
B. Johnson.....	4-22 W. 4.	Magrath.....	10	500	50.00
A. Carter.....	6-21 W. 4.	Raymond.....	15	823	54.86
C. A. Hackling.....	6-22 W. 4.	Magrath.....	10	430	43.00
R. Carruthers.....	17-28 W. 4.	Cayley.....	50	2,000	40.00
J. Watten.....	20-1 W. 5.	Okotoks.....	16	675	42.18
E. Adams.....	21-27 W. 4.	Gladys.....	15	621	41.40
W. W. Gibb.....	44-13 W. 4.	Killam.....	42	1,814	43.19
Mr. Beaver.....	46-24 W. 4.	Wetaskiwin.....	8	328	41.00
R. Bideman.....	50-25 W. 4.	Leduc.....	1½	74	49.33
W. Connelley.....	49-6 W. 5.	Vermilion.....	10	440	44.00
G. Sissons.....	54-23 W. 4.	Larmoureaux.....	15	500	33.33
D. Lamkoury.....	55-23 W. 4.	Larmoureaux.....	2½	133	53.20
A. Rouque.....	55-22 W. 4.	Larmoureaux.....	2	100	50-00
A. Wall.....	54-23 W. 4.	Horse Hills.....	2	90	45.00
E. Weber.....		Didsbury.....	17	500	42.08
J. Brinson.....		Sunnyslop.....	60	2,404	40.00
F. H. Routledge.....		Bowden.....	13	590	45.00
I. Teeling.....		Bowden.....	6	285	47.00
A. Hnjes.....		Penhold.....	35	947	41.00
W. Bryan.....		Red Deer.....	18	750	41.00
C. L. Holt.....		Stettler.....	33	1,343	40.00
S. Rhone.....		Lacombe.....	4	160	40.00
Mrs. Vold.....		Asker.....	6	335	55.00
Mr. Matson.....	47-19 W. 4.	Camuse.....	1	44	44.00
J. Schroler.....	53-22 W. 4.	Clover Bar.....	37	1,700	45.94

9-10 EDWARD VII., A. 1910

No. 30.—EXCEPTIONAL Yields of Wheat in the Province of Alberta, Crop of 1909.

Name.	Location.	Post Office.	WINTER WHEAT.		
			Acreage.	Yield.	Average yield per acre.
			No.	Bush.	Bush.
G. Johnson.....	4-22 W. 4.	Magrath.....	15	870	58.00
G. Meldrum.....	4-22 W. 4.	Magrath.....	20	822	41.10
H. Stone.....	6-21 W. 4.	Raymond.....	7	381	54.42
B. McBride.....	6-21 W. 4.	Willing.....	9	371	41.22
A. Stevenson.....	10-26 W. 4.	Granum.....	110	4,595	41.77
F. Smith.....	20-27 W. 4.	Calgary.....	32	1,288	40.25
M. J. White.....	21-22 W. 4.	Cluny.....	36	1,751	48.63
J. Ramsour.....	21-22 W. 4.	Cluny.....	32	1,482	46.31
H. Nikiepila.....	56-20 W. 4.	Skaro.....	12	464	38.20
A. Greenwood.....	57-24 W. 4.	Bon Accord.....	9	469	45-40
F. Savard.....	77-15 — 5.	R. R. D.....	17	510	33.00
Lazerwki.....	55-15 W. 4.	Hairy Hill.....	6	281	46.50
Faiborn.....	54-14 W. 4.	Ben Lake.....	25	830	33.50
E. T. Law.....	51- 2 W. 4.	Streamstown.....	10	445	44.00
Summerset.....	52- 5 — 5.	Vermilion.....	40	1,650	41.00
J. Miller.....	53- 2 — 5.	Stoney Plain.....	19	773	40.00
J. Lacbi.....	56-14 W. 4.	Whitford.....	10	400	40.00
Mr. Harason.....	35-14 W. 4.	Whitford.....	10.	400	40.00

No. 30.—EXCEPTIONAL Yields of Spring Wheat in the Province of Saskatchewan.

CROP OF 1908.

Name.	Post Office.	Acreage.	Yield.	Average yield per acre.
J. J. Maline.....	Milestone.....	30	925	30.8
D. Rend.....	Indian Head.....			27
A. Cook.....	Moosejaw.....	350	8,070	23
P. C. Friesen.....	Rosthern.....	18	425	23.5
Barrett & Bailey.....		15	770	51

CROP OF 1909.

David Esaw.....	Rosthern.....	35		42
Seager Wheeler.....	".....	4		45
Ole Boberg.....	Rosetown.....			40
W. McDougall.....	".....			38
F. X. Brule.....	".....			38
W. G. Empey & Sons.....	".....			37

No. 30.—EXCEPTIONAL Yields of Wheat in the Province of Manitoba.

Location.	Crop of 1907. Highest yield per acre.	Crop of 1908. Highest yield per acre.	Crop of 1909. Highest yield per acre.
	Bush.	Bush.	Bush.
Township 17, Range 19 W.....		30	35
Township 14, Range 10 W.....	30		
Mr. Phipps, District of Dauphine.....			54
Other individual cases reported, names not obtainable.....			40

SESSIONAL PAPER No. 10d

No. 31.—ESTIMATED Grain Production in Canada.

NOTE.—F.—Fall; S.—Spring; W. —Winter

Province.	Wheat.		Oats.		Barley.		Flax.		Rye.		Pease.		Buckwheat.		Totals.	
	F.	S.	Bush.	Bush.	Bush.	Bush.	Bush.	Bush.	Bush.	Bush.	Bush.	Bush.	Bush.	Bush.	Bush.	Bush.
1900.																
Ontario.....	23,369,757		89,603,327		16,909,751				2,357,635		14,058,198		1,874,261		155,203,212	
New Brunswick.....	6,940,353		5,281,690		120,222								1,557,610		7,433,823	
Manitoba.....	13,025,252		8,814,312		2,039,477		161,313		25,792		9,048				24,978,134	
N. W. Territories.....	4,028,201		4,226,152		353,216										8,007,662	
Totals.....	47,867,917		108,015,481		20,322,666		161,313		2,383,427		14,067,246		3,401,871		196,222,921	
1901.																
Ontario.....	16,017,029		78,334,490		16,761,076				2,547,313		10,089,173		1,757,071		131,004,903	
New Brunswick.....	5,498,751		4,944,092		99,540										5,523,418	
Manitoba.....	478,886		27,776,588		6,556,155		268,420		62,261		16,349				84,689,608	
N. W. Territories.....	50,011,835		11,113,066		793,100		195,100								24,911,713	
Totals.....	12,808,417		122,189,136		24,191,871		461,520		2,609,574		10,105,522		1,757,071		246,129,612	
1902.																
Ontario.....	20,233,669		106,431,439		21,890,602				3,509,332		7,661,679		1,911,683		167,689,128	
New Brunswick.....	6,018,024		5,313,349		106,701								1,501,731		7,375,421	
Manitoba.....	453,967		31,178,660		11,848,422		561,410		49,900		31,154				100,052,313	
N. W. Territories.....	13,956,850		10,601,295		870,417		170,670								25,659,232	
Totals.....	93,769,450		156,884,243		34,716,142		735,110		3,559,232		7,698,833		3,413,414		300,776,421	
1903.																
Ontario.....	17,242,753		110,228,103		24,378,817				2,970,768		8,924,650		2,049,169		170,444,977	
New Brunswick.....	4,650,707		5,791,607		105,117								1,424,728		7,777,687	
Manitoba.....	450,255		33,035,744		8,707,252		586,950		88,182		41,483				82,575,959	
N. W. Territories.....	16,029,149		14,179,705		1,842,284		292,852								32,343,990	
Totals.....	78,495,202		163,235,159		35,033,470		879,802		3,058,950		8,966,133		3,473,897		293,142,613	
1904.																
Ontario.....	9,160,623		102,173,443		24,567,825				2,001,826		6,629,866		2,006,234		150,070,920	
New Brunswick.....	3,471,103		5,153,262		88,772								1,262,050		6,863,629	
Manitoba.....	359,545		36,289,979		11,177,970		461,106		125,860						87,220,373	
N. W. Territories.....	39,162,458		16,365,846		2,206,577		171,437								35,619,397	
Totals.....	69,029,296		159,982,530		38,041,141		635,513		2,127,686		6,629,866		3,228,284		279,771,319	

No. 31.—ESTIMATED Grain Production in Canada.—*Continued.*

NOTE.—F.—Fall; S. Spring; W.—Winter

Province.	Wheat.	Oats.	Barley.	Flax.	Rye.	Pease.	Buckwheat.	Totals.
1905.								
Ontario.....	{ F. 17,433,961 S. 3,582,627 }	105,563,572	24,265,394	1,714,951	7,100,021	2,199,652	162,360,178
New Brunswick.....	5,486,528	96,809	1,157,237	7,145,471
Manitoba.....	55,761,416	45,484,025	14,064,175	326,961	173,075	53,706	115,863,361
Saskatchewan.....	26,107,286	19,213,055	893,396	398,399	46,612,136
Alberta.....	2,306,524	9,514,180	1,773,914	8,337	13,602,955
Totals.....	106,096,711	185,261,360	41,093,688	733,700	1,888,026	7,153,727	3,356,889	345,584,101
1906.								
Ontario.....	{ F. 18,811,774 S. 3,267,000 }	108,341,455	25,253,011	*23,988,682	1,327,582	7,388,987	1,792,903	190,201,394
New Brunswick.....	5,695,580	99,355	1,179,998	7,381,786
Manitoba.....	61,250,413	50,692,977	17,532,553	274,330	14,000	67,301	2,464,000
Saskatchewan.....	37,040,098	23,965,528	1,316,415	710,689	106,680	19,480	129,918,254
Alberta.....	{ W. 1,301,359 S. 2,664,661 }	13,136,913	2,157,957	38,491	22,462	11,423	63,032,210
British Columbia.....	1,529,411	625,000	19,333,266
Totals.....	125,505,491	205,461,864	47,134,291	*23,988,682 1,023,510	1,464,724	7,456,288	2,972,901	415,038,654
1907.								
Ontario.....	{ F. 15,545,491 S. 2,473,651 }	83,524,301	21,718,332	*22,247,931	1,081,706	7,365,036	2,546,468	156,502,916
New Brunswick.....	5,748,134	96,558	1,451,911	7,707,317
Manitoba.....	336,318	4,105,580	283,616	14,088	4,739,632	4,739,632
Quebec.....	{ F. 47,563 S. 1,622,164 }	41,327,762	2,885,347	340,000	1,017,223	2,811,810	50,121,869
Prince Edward Island.....	582,456	6,313,872	172,371	939	9,088	141,194	7,219,914
Totals, Eastern Provinces.....	21,088,351	141,019,649	25,156,254	*22,247,931	1,436,733	8,391,347	6,951,383	226,291,648
Manitoba.....	39,688,266	42,140,745	16,752,724	317,347	83,682	27,521	99,010,285
Saskatchewan.....	27,691,601	23,324,903	1,350,265	1,364,716	53,731,485
Alberta.....	{ W. 1,932,925 S. 2,291,610 }	9,247,914	1,082,460	50,002	10,595	13,346	14,588,852
British Columbia.....	442,000	1,730,000	88,560	21,900	2,282,160
Totals, Western Provinces.....	72,016,402	76,443,562	19,274,009	1,732,065	115,877	{ 13,346 27,521 }	169,612,782
Grand Totals.....	93,104,753	217,463,211	44,430,263	*22,247,931 1,732,065	1,552,610	{ 13,346 8,418,868 }	6,951,383	395,904,430

SESSIONAL PAPER No. 10d

1908.									
Ontario.....	{ F. 16,430,476 S. 2,197,716 }	96,626,419	20,888,569	923,601,122	1,453,616	7,401,336	3,323,688	171,922,922	
New Brunswick.....	292,491	5,396,273	75,915				1,379,072	7,136,751	
Nova Scotia.....	412,000	4,050,000	223,100			28,500	558,000	5,271,600	
Quebec.....	1,424,000	35,478,000	2,170,000			675,000	2,111,000	43,309,000	
Prince Edward Island.....	425,000	6,124,000	248,000			11,000	129,000	6,940,000	
Totals, Eastern Provinces.....	21,181,683	147,674,692	23,605,584	*21,727,122	1,778,616	8,118,836	7,403,740	234,580,273	
Manitoba.....	49,252,559	44,686,043	18,135,757	502,206	334,609	147,033		113,058,187	
Saskatchewan.....	50,654,629	48,379,838	3,965,724	2,589,352	55,008			103,735,264	
Alberta.....	{ F. 4,004,503 S. 3,093,422 }	15,922,974	1,949,164	73,792	22,625		49,697	25,073,147	
British Columbia.....	464,100	1,816,500	93,000		22,700			2,396,300	
Totals, Western Provinces.....	107,466,193	110,805,355	24,143,645	3,165,320	434,942	147,033	110,410	246,262,898	
Grand Totals.....	128,647,876	258,480,017	47,749,229	*24,727,122 3,165,320	2,213,558	8,265,869	7,493,740	480,843,171	
1909.									
Ontario.....	{ F. 15,967,652 S. 2,223,567 }	90,235,379	18,776,777	*22,619,690	1,573,921	7,613,656	4,280,790	163,291,633	
New Brunswick.....	268,079	5,682,338	70,000				1,405,775	7,426,192	
Nova Scotia.....	412,000	4,140,000	243,800			36,000	468,000	5,299,800	
Quebec.....	1,679,000	42,501,000	2,604,000	*1,047,000	335,000	752,000	1,982,000	50,900,000	
Prince Edward Island.....	537,000	7,246,000	275,000			19,000	130,000	8,207,000	
Totals, Eastern Provinces.....	21,087,299	149,804,917	21,969,577	*23,666,690	1,908,921	8,420,656	8,266,565	235,124,625	
Manitoba.....	45,774,707	50,983,056	16,416,634					113,504,451	
Saskatchewan.....	90,215,000	105,465,000	7,833,000	253,636	50,891	25,527		207,961,700	
Alberta.....	{ F. 6,250,000 S. 2,000,000 }	20,000,000	2,500,000	4,448,700				30,861,850	
British Columbia.....	460,524	2,162,350	91,474	82,450	18,000	11,500		2,714,348	
Totals, Western Provinces.....	144,700,231	178,610,406	26,841,108	4,784,786	68,891	37,027		355,042,449	
Grand Totals.....	165,787,530	328,415,323	48,810,685	*23,666,690 4,784,786	1,977,812	8,457,683	8,266,565	590,167,074	

* Corn.
† Speltz.
NOTE.—These are the figures compiled by the various Provinces.

9-10 EDWARD VII., A. 1910

No. 32.—WORLD'S Wheat Production.

Country.	1906.	1907.	1908.
	Bushels.	Bushels.	Bushels.
North America—			
United States.....	735,261,000	634,087,000	664,602,000
Canada.....	128,000,000	92,662,753	128,647,876
Mexico.....	7,000,000	10,000,000	8,000,000
Total, North America.....	870,261,000	736,749,753	801,249,876
South America—			
Argentina.....	134,931,000	155,993,000	192,489,000
Chile.....	12,157,000	15,776,000	17,000,000
Uruguay.....	4,606,000	6,867,000	7,430,000
Total, South America.....	151,694,000	178,636,000	216,919,000
Europe—			
Austria-Hungary.....	268,675,000	185,059,000	230,624,000
Belgium.....	12,964,000	12,000,000	13,000,000
Bulgaria.....	55,076,000	30,000,000	47,072,000
Denmark.....	4,161,000	4,000,000	4,400,000
Finland.....	100,000	100,000	135,000
France.....	324,919,000	369,970,000	310,526,000
Germany.....	144,754,000	127,843,000	138,442,000
Greece.....	8,000,000	8,000,000	7,000,000
Italy.....	176,464,000	177,543,000	150,792,000
Montenegro.....	200,000	200,000	200,000
Netherlands.....	4,978,000	5,000,000	5,075,000
Norway.....	303,000	200,000	330,000
Portugal.....	9,000,000	6,000,000	5,000,000
Roumania.....	113,867,000	42,237,000	54,813,000
Russia—			
Russia Proper.....	344,765,000	455,000,000	(2) *569,184,000
Poland.....	21,152,000		
Northern Caucasia.....	85,016,000		
Servia.....	150,963,000		
Spain.....	13,211,000	8,375,000	14,000,000
Sweden.....	140,656,000	100,331,000	119,970,000
Switzerland.....	6,650,000	5,953,000	6,756,000
Turkey.....	4,000,000	1,000,000	3,527,000
United Kingdom.....	25,000,000	16,000,000	25,000,000
	62,481,000	58,275,000	55,585,000
Total, Europe.....	1,826,422,000	1,616,086,000	1,761,731,000
Asia—			
British India (including such native states as report)	320,288,000	315,386,000	229,092,000
Cyprus.....	2,410,000	2,000,000	2,700,000
Japanese Empire.....	20,461,000	23,132,000	22,466,000
Persia.....	16,000,000	16,000,000	16,000,000
Russia—			
Central Asia.....	11,486,000	56,000,000	
Siberia.....	45,833,000		
Trans-Caucasia.....	108,000		
Turkey.....	57,427,000		
Total, Asia.....	451,586,000	447,518,000	305,258,000
Africa—			
Algeria.....	34,080,000	31,120,000	28,600,000
Cape of Good Hope.....	2,000,000	2,000,000	2,000,000
Egypt.....	12,000,000	12,000,000	25,000,000
Natal.....	8,000	6,000	3,000
Soudan.....	542,000	500,000	500,000
Tunis.....	4,409,000	6,000,000	2,838,000
Total, Africa.....	53,039,000	51,626,000	58,341,000
Australia.....	70,681,000	68,185,000	45,987,000
New Zealand.....	7,013,000	5,782,000	5,743,000
Total, Australasia.....	77,694,000	73,967,000	51,730,000
Grand Total.....	3,430,696,000	3,104,582,753	3,195,228,876

*Includes Asiatic Russia.

As the above figures indicate Canada for 1908, ranks ninth in the world's wheat producing countries, which puts her up one place above the two preceding years.

SESSIONAL PAPER No. 10d

In average yield per acre, Canada exceeds her chief competitors in the European market. They are per acre, as follows: Russia 10 bushels, United States 12 bushels, and Argentina 13 bushels.

Canada in 1906, produced 19 bushels and in 1908 16 bushels per acre.

It is a notable fact that the countries producing the largest quantities of wheat, have the least yield per acre.

No. 33.—WORLD'S Oat Production.

Country.	1906.	1907.	1908.
	Bushels.	Bushels.	Bushels.
North America—			
United States.....	(1) 964,905,000	(2) 754,443,000	(2) 807,156,000
Canada.....	(6) 251,194,000	(6) 210,869,000	(5) 258,480,047
Mexico.....	17,000	17,000	17,000
Total, North America.....	1,216,116,000	965,329,000	1,065,653,047
Europe—			
Austria-Hungary.....	(5) 251,368,000	(5) 257,172,000	(6) 222,374,000
Belgium.....	45,228,000	45,000,000	44,000,000
Bulgaria.....	18,793,000	18,000,000	8,500,000
Denmark.....	40,179,000	40,000,000	41,000,000
Finland.....	18,000,000	18,000,000	19,000,000
France.....	(4) 256,943,000	(4) 314,132,000	(4) 287,190,000
Germany.....	(3) 580,875,000	(3) 630,324,000	(3) 530,131,000
Greece.....			
Italy.....	18,000,000	20,000,000	18,000,000
Montenegro.....			
Netherlands.....	19,588,000	20,000,000	21,000,000
Norway.....	9,297,000	6,000,000	11,315,000
Portugal.....			
Roumania.....	26,165,000	17,842,000	17,212,000
Russia—			
Russia Proper.....	544,933,000	728,351,000	743,506,000
Poland.....	66,425,000	72,573,000	66,136,000
Northern Caucasus.....	21,933,000	19,697,000	24,860,000
	(2) 633,291,000	(1) 820,621,000	(1) 834,502,000
Servia.....	4,642,000	2,984,000	3,000,000
Spain.....	45,632,000	16,998,000	28,114,000
Sweden.....	64,550,000	67,741,000	72,773,000
Switzerland.....			
Turkey.....			
United Kingdom.....	190,024,000	198,718,000	191,362,000
Total, Europe.....	2,222,575,000	2,493,532,000	2,349,473,000
Asia—			
Cyprus.....	359,000	400,000	340,000
Russia—			
Central Asia.....	9,805,000	18,048,000	18,540,000
Siberia.....	69,873,000	67,114,000	89,500,000
Trans-Caucasia.....	35,000	14,000	27,000
	79,713,000	85,176,000	108,067,000
Total, Asia.....	80,072,000	85,576,000	108,407,000
Africa—			
Algeria.....	7,000,000	7,000,000	8,500,000
Cape Good Hope.....	3,000,000	3,000,000	2,596,000
Egypt.....			
Natal.....	7,000	8,000	5,000
Soudan.....			
Tunis.....	2,411,000	2,000,000	1,135,000
Total, Africa.....	12,418,000	12,008,000	12,236,000
Australia.....	10,805,000	14,041,000	9,472,000
New Zealand.....	13,108,000	11,555,000	15,495,000
Total, Australasia.....	23,913,000	25,596,000	24,967,000
Grand total.....	3,555,094,000	3,582,041,000	3,560,736,047

No. 34.—WORLD'S Barley Production.

Country.	1906.	1907.	1908.
	Bushels.	Bushels.	Bushels.
North America—			
United States.....	(2) 178,916,000	(3) 153,597,000	(3) 166,756,000
Canada.....	(8) 50,820,000	(8) 45,235,000	(8) 47,749,229
Mexico.....	7,000,000	7,000,000	7,000,000
Total, North America.....	236,736,000	205,832,000	221,505,229
Europe—			
Austria-Hungary.....	(3) 151,805,000	(4) 146,494,000	(4) 130,665,000
Belgium.....	4,349,000	4,000,000	4,500,000
Bulgaria.....	12,882,000	10,000,000	8,500,000
Denmark.....	22,049,000	22,000,000	20,000,000
Finland.....	5,000,000	5,000,000	6,000,000
France.....	36,538,000	45,095,000	40,585,000
Germany.....	(4) 142,901,000	(2) 160,650,000	(2) 140,539,000
Greece.....			
Italy.....	8,000,000	8,000,000	8,000,000
Montenegro.....			
Netherlands.....	3,260,000	4,000,000	4,500,000
Norway.....	3,262,000	2,500,000	3,028,000
Portugal.....			
Roumania.....	33,539,000	20,062,000	12,873,000
Russia—			
Russia Prop.....	243,619,000	277,501,000	297,454,000
Poland.....	23,351,000	25,397,000	23,790,000
Northern Caucasia.....	37,306,000	41,206,000	46,220,000
	(1) 304,276,000	(1) 344,104,000	(1) 367,464,000
Servia.....	4,848,000	3,137,000	4,000,000
Spain.....	(5) 91,185,000	(7) 53,598,000	(6) 69,598,000
Sweden.....	14,328,000	13,553,000	15,820,000
United Kingdom.....	(7) 69,673,000	(6) 69,258,000	(7) 63,579,000
Total, Europe.....	907,895,000	911,451,000	899,349,000
Asia—			
British India (including such native states as report).....			
Cyprus.....	2,778,000	3,000,000	3,100,000
Japanese Empire.....	(6) 84,017,000	(5) 90,594,000	(5) 87,965,000
Persia.....			
Russia—			
Central Asia.....	2,614,000	4,385,000	4,345,000
Siberia.....	5,136,000	4,958,000	6,103,000
Trans-Caucasia.....	13,000	4,000	13,000
	7,763,000	9,345,000	10,461,000
Turkey.....			
Total, Asia.....	94,558,000	102,939,000	101,528,000
Africa—			
Algeria.....	35,000,000	35,000,000	35,000,000
Cape Good Hope.....	900,000	900,000	900,000
Egypt.....			
Natal.....	5,000	5,000	5,000
Soudan.....	334,000	300,000	300,000
Tunis.....	7,863,000	8,000,000	4,257,000
Total, Africa.....	44,102,000	44,205,000	40,462,000
Australia.....	1,945,000	2,319,000	2,055,000
New Zealand.....	1,056,000	1,068,000	1,200,000
Total, Australasia.....	3,001,000	3,387,000	3,255,000
Grand total.....	1,286,292,000	1,267,814,000	1,266,097,229

As shown in the foregoing statements, Canada ranks sixth on the list as a producer of oats for 1906 and 1907, but takes fifth place in 1908. For the three years mentioned Canada ranked eighth in the world's barley production.

The position thus held in the production of these cereals should at this period of the country's progress, prove gratifying to all Canadians.

SESSIONAL PAPER No. 10d

No. 35.—SUMMARY of Revenue accrued for years ended June 30, 1904, 1905, 1906, 1907 (9 mos.) 1908 and 1909, from Inspection of Staples or General Inspection Branch.

	1904.	1905.	1906.	1907.	1908.	1909.
	\$ c.	\$ c.	\$ c.	\$ c.	\$ c.	\$ c.
Toronto—Grain inspection and samples sold.....	3,111 68	1,639 50	2,682 72	2,696 36	1,667 76	3,733 29
Montreal—Grain inspection and samples sold.....	4,599 20	4,838 95	3,261 65	1,865 95	2,743 30	1,961 92
Manitoba Inspection Division—Grain inspection and weighing, elevator, warehouse and other licenses, samples sold and vessel overtime.....	53,157 43	57,117 58	96,153 26	67,859 74	119,934 60	129,679 05
Toronto—Inspection of Hay.....	28 20	11 80	4 00	40 30	35 45	72 00
Peterborough—Grain inspection and samples sold.....		680 70	240 75	275 60	384 40	482 00
Kingston—Grain inspection and samples sold.....		369 07	256 82	176 80	139 63	60 30
Binder Twine—Fines and penalties.....	921 83	1,686 20	3,100 00	562 50	3,517 20	
Culling timber.....	9,449 25	8,218 62	4,335 43	2,329 91	4,850 20	4,783 88
Casual Revenue.....			50 60	1 20	0 50	
Totals.....	71,267 59	74,562 42	110,085 23	75,808 36	133,273 04	140,781 44

No. 36.—STATEMENT showing Fees chargeable for the Inspection of Staple Articles under the Inspection and Sale Act.

INSPECTION OF GRAIN.—Per car, 50 cents; in cargoes, 50 cents per 1,000 bushels; in sacks, $\frac{3}{4}$ c. per cental.

WEIGHING OF GRAIN.—Per car, 30 cents; in cargoes, 30 cents per 1,000 bushels.

INSPECTION OF HAY.—Per ton, 20 cents.

FLOUR AND MEAL.

(f.) For such inspection and branding and marking the person who required the inspection thereof shall pay to the inspector for each and every barrel and half barrel of flour or meal so inspected and branded or marked the sum of two cents exclusive of the charge for cooperage, before such flour or meal is removed; and when any less quantity than one hundred barrels of flour or meal is offered for inspection at one time, the inspector shall be entitled to receive the full fees that would accrue to him on one hundred barrels.

(g.) As soon as any flour or meal is inspected, a bill of inspection shall be furnished by the inspector or deputy inspector without fee or reward, specifying neatly and legibly the quantity and quality ascertained by inspection, the gross weight of five per cent. thereof, and the tare of one per cent thereof and the charges therefor, and the name of the mill at which the flour or meal was manufactured;

When the inspector in his judgment deems it necessary to strip or empty out the flour to find out if there is the proper weight of flour in any cask he shall be entitled to two cents for each barrel so stripped or emptied if it proves to be of short weight, in addition to the two cents per barrel for inspecting and branding.

9-10 EDWARD VII., A. 1910

No. 37.—QUANTITY of Wheat Exported from

Fiscal Years.	Great Britain.	Australasia.	British Africa.	British West Indies.	Newfoundland.	Other British Possessions.	Total British Empire.	Belgium.
	Bush.	Bush.	Bush.	Bush.	Bush.	Bush.	Bush.	Bush.
1874.....	4,509,195						4,509,195	66,000
1875.....	3,967,495						3,967,495	
1876.....	4,376,740						4,376,740	
1877.....	2,035,831				8,378		2,044,209	
1878.....	3,402,625				2,395		3,405,020	
1879.....	4,951,545				890		4,952,435	
1880.....	4,120,027						4,120,027	55,164
1881.....	2,329,958				22,000		2,351,958	
1882.....	3,255,495						3,255,495	28,146
1883.....	4,877,276					9	4,877,285	38,307
1884.....	689,626			2			689,628	
1885.....	1,978,201				10		1,978,211	
1886.....	3,089,706				5		3,089,711	
1887.....	5,048,084			45,265	15		5,093,364	26,806
1888.....	1,377,783				4		1,377,787	
1889.....	449,686				16		449,702	4,643
1890.....	410,796				3		410,799	
1891.....	1,015,954			150	3		1,016,107	
1892.....	6,810,664				34		6,810,698	5,718
1893.....	8,617,967				3		8,617,970	59,478
1894.....	9,090,310				14		9,090,324	
1895.....	8,786,798				19		8,786,817	
1896.....	9,729,368	62,965		40	35		9,792,408	
1897.....	7,717,292	100,805			15		7,818,112	
1898.....	18,091,962			600	599		18,093,161	455,688
1899.....	9,917,572			3,150	50		9,920,772	176,518
1900.....	15,975,858	7			6		15,975,871	438,046
1901.....	8,630,066			1,000	14		8,631,080	652,530
1902.....	25,244,489			6	4		25,244,499	586,861
1903.....	30,726,947	103,755	115,615	23	6	2,226	30,948,602	706,733
1904.....	16,346,793	8,001	110,306	10	20	13,104	16,478,234	267,646
1905.....	11,280,407		8,112		15		11,288,534	393,549
1906.....	36,027,692	200	69,780				36,097,672	352,407
1907 (9 mos.)	24,432,786	1,833	49,712	15	40	9	24,484,395	105,784
1908.....	43,002,541		99,688		11		43,102,240	389,819
1909.....	45,891,249		5,766		10,035		45,907,050	1,651,574

* 214,960 bushels to Russia.

SESSIONAL PAPER No. 10d

Canada by Countries, 1874 to 1909.

France.	Germany.	Holland.	Italy.	Mexico.	United States.	Other Foreign Countries.	Total Foreign Countries.	Grand Total.
Bush.	Bush.	Bush.	Bush.	Bush.	Bush.	Bush.	Bush.	Bush.
131,820					1,874,202		2,072,022	6,581,217
					415,527		415,527	4,383,022
					1,693,629	24	1,693,653	6,070,393
					348,946		348,946	2,393,155
1					988,511		988,515	4,393,535
454					1,657,835		1,658,289	6,610,724
	3,991				911,323		970,478	5,090,505
	35	51,000			120,668	12	171,715	2,523,673
					561,394		589,540	3,845,035
59,345					878,471	14,050	990,173	5,867,458
					55,898		55,898	745,526
	17,335				345,410		362,745	2,340,956
	19,685				309,772		329,457	3,419,168
	170,018				341,508		538,362	5,631,726
	8,269				777,698		785,967	2,163,754
					36,560		41,203	490,905
	4,752				6,723		11,475	422,274
					1,092,109		1,092,109	2,108,216
	275,961	131,896			1,489,881		1,903,456	8,714,154
	22,555	117,248			454,633	1	653,915	9,271,885
	7,774	7,648			124,619	41,843	181,884	9,272,208
	18,682				20,190		38,872	8,825,689
	11,650				115,484		127,134	9,919,542
	20,559				16,603		37,162	7,855,274
37,522	199,747	92,359			84,630		869,946	18,963,107
107,288	30,773	12,000	40,617	150	17,337	15	384,698	10,305,470
143,692	92,839	11,115	100,298		82,785	4	868,779	16,844,650
91,550	28,369	4,903	278,140		53,186		1,108,678	9,739,758
195,280	8,000	6,603	61,199		15,088		873,031	26,117,530
	237,063	101,433	99,010		892,904		2,037,143	32,985,745
		21,137			11,262	749	300,794	16,779,028
					3,018,232		3,411,781	14,700,315
68,836	17,182	1,050		30,261	3,831,988	6	4,301,730	40,399,402
55,928					804,937	29,083	995,732	25,480,127
47,679					114,926	4	552,428	43,654,668
103,113	6,015	237,455	267,443	99,234	650,601	*214,964	3,230,399	49,137,449

No. 38.—QUANTITY of Oats Exported from

Fiscal Years.	Great Britain.	British Africa.	British Guiana.	British West Indies.	New-foundland.	Other British Possessions.	Total British Empire.	Belgium.
	Bush.	Bush.	Bush.	Bush.	Bush.	Bush.	Bush.	Bush.
1874.....	788,654			19,999	48,933		857,586	
1875.....	1,524,648			32,515	78,811		1,635,977	
1876.....	1,984,574		680	41,457	78,038		2,104,749	
1877.....	2,696,703		60	43,337	98,430		2,838,530	
1878.....	2,181,815		2,323	42,072	87,582		2,313,792	
1879.....	1,909,983			42,402	85,433		2,037,818	
1880.....	3,032,940		7	77,393	100,655		3,210,995	244,883
1881.....	2,504,331		14,890	94,561	88,118		2,701,900	67,626
1882.....	1,839,710		24,317	116,489	93,106		2,073,622	38,599
1883.....	129,117		55,133	109,230	109,855		403,335	
1884.....	901,069		87,309	161,700	133,306	9	1,283,393	
1885.....	1,866,221		24,087	122,547	135,771		2,148,626	
1886.....	3,280,787		48,901	141,511	113,666		3,584,865	
1887.....	1,627,629		41,902	150,517	127,211		1,947,259	
1888.....	177,194		70,772	117,864	125,344		491,174	20,927
1889.....	2,568		22,002	165,480	126,288		316,338	
1890.....	454,090		23,759	148,975	100,729		727,553	
1891.....	16,528		11,719	100,070	127,342		255,659	
1892.....	5,743,720		44,989	290,421	125,841		6,204,971	
1893.....	6,261,258		23,113	365,022	192,765		6,842,158	294,936
1894.....	1,738,666		58,501	331,067	186,292		2,314,526	76,888
1895.....	257,253		41,956	254,264	169,954		723,427	
1896.....	487,252		34,048	180,887	179,433		881,620	
1897.....	5,409,808		86,340	224,275	162,913		5,883,336	269,511
1898.....	8,143,107		45,901	160,846	144,050		8,493,904	430,508
1899.....	8,977,646		36,399	460,597	153,945	71	9,628,658	125,416
1900.....	6,028,704	33,934	48,733	336,238	191,053		6,611,662	113,996
1901.....	6,611,396	25,258	25,277	410,881	182,999		7,255,811	688,370
1902.....	3,544,674	642,810	53,233	371,254	103,370		4,715,341	113,746
1903.....	5,623,116	372,326	62,473	441,198	238,094	124,320	6,861,527	228,504
1904.....	3,607,938	38,651	40,079	390,137	302,583	5	4,379,396	42,030
1905.....	1,617,310	3,150	41,011	207,760	212,883	145,524	2,257,638	2,655
1906.....	1,885,166	512	38,327	189,037	227,242	63,609	2,403,893	121,292
1907.....	3,853,295	3,313	41,050	205,551	223,450	50,788	4,377,447	2,352
1908.....	5,617,102	8,262	50,483	191,348	261,572	163,258	6,292,025	28,200
1909.....	2,588,995	571	12,967	134,813	259,494	54,343	3,051,183	19,983

* Includes Spanish West Indies.

† 207,035 Bushels to Philippines.

SESSIONAL PAPER No. 10d

Canada by Countries, 1874 to 1909.

Cuba.	Danish West Indies.	France.	Germany	Holland	Mexico.	St. Pierre.	United States.	Other Foreign Countries.	Total Foreign Countries.	Grand Total.
Bush.	Bush.	Bush.	Bush.	Bush.	Bush.	Bush.	Bush.	Bush.	Bush.	Bush.
* 605	453					1,051	138,125	280	140,514	998,100
* 848	1,428					782	1,350,602	112	1,353,862	2,989,839
* 1,074	309	449,021				657	88,372	30	539,484	2,644,233
2,713		55,495				1,168	72,378		131,754	2,970,254
6,194	31					587	19,378	44	26,234	2,340,026
103	52	303,218				1,402	8,940	21,757	335,472	2,373,290
499	38	778,247				712	481,138	528	1,506,045	4,717,040
385	405	90,704				2,149	54,707	8,656	224,632	2,926,532
1,260		235,829				940	1,796,104	600	2,073,332	4,146,934
10,383		18				1,542	607,953	822	620,718	1,024,053
9,486						2,491	22,985	28,365	63,327	1,346,720
		44,126	38,982	18,651		1,068	94,971	12,578	210,376	2,359,002
88	40	215,261	106,878			2,697	240,159		565,123	4,149,988
2,221			56,204			2,214	40,342		100,981	2,048,240
760	15	25,276				3,286	25,183	100	75,547	566,721
468	80					3,004	16,789	506	20,847	337,185
12	60					1,729	27,530	908	30,239	757,792
276						2,010	2,264	360	4,910	260,569
6,966	400		1,900	11,915		7,221	165,947	15,009	209,358	6,414,329
* 327	6,197		14,971	49,076		2,761	63,300	180	431,748	7,273,906
* 75	254	60,216	181,731	110,453		1,769	63,342	9,448	504,176	2,818,702
*12,756	1,275					3,317	175,043	11,157	203,548	926,975
*10,775	895		19,435			2,396	45,320	7,696	86,517	968,137
* 144	1,230		344,544			3,056	43,470	1,590	663,545	6,546,881
* 577	596	102,459	637,400	133,615		2,390	65,574	9,440	1,382,559	9,876,463
* 875	998		407,757	9,369		2,766	129,954	7,199	684,334	10,312,992
1,350	554		28,727	882		3,087	137,785	1,171	287,552	6,929,214
544		133,676				9,304	63,446	3,912	899,252	8,155,063
	6					3,360	137,081	60,589	314,782	5,030,123
166,024	170	2,648				4,508	120,702	209,094	731,650	7,593,177
65,471	127			7,901		3,334	189,037	7,945	315,845	4,695,241
26,982	76					1,537	78,533	78	109,861	2,367,499
6,782	48	1,500	6,555	1,514	142	1,636	152,602	1,339	296,410	2,700,303
28,669			1,061		2,470	1,013	125,188	1,236	161,989	4,539,436
222,936			4,563		46,525	1,257	350,991	176,794	831,266	7,123,291
361,007			1,690		53,569	3,828	1,554,251 †	210,099	2,204,427	5,255,610

9-10 EDWARD VII., A. 1910

No. 39.—QUANTITY of Barley Exported from

Fiscal Years.	Great Britain.	British Africa.	British West Indies.	New-foundland.	Other British Possessions.	Total British Empire
	Bush.	Bush.	Bush.	Bush.	Bush.	Bush.
1874.....	24		40	3,119		3,183
1875.....			76	5,134		5,210
1876.....	22		75	3,493		3,590
1877.....	95,696		71	6,894		102,661
1878.....	764,062		1,217	3,176		768,455
1879.....	186,580		1,154	2,847		190,581
1880.....	486,806		293	6,658		493,757
1881.....	69,188		49	6,386		75,623
1882.....	6,306		8	4,881		11,195
1883.....	68,729		37	6,784		75,550
1884.....	65,238		74	7,161		72,473
1885.....	30,077			9,004		39,081
1886.....	19,153		1	6,861		26,015
1887.....	10,443			8,801		19,244
1888.....	1,687		65	7,850		9,602
1889.....	6,312			7,394		13,706
1890.....	27,132		40	8,973		36,145
1891.....	132,650			7,714		140,364
1892.....	2,439,959			1,792		2,441,751
1893.....	550,695		299	4,494		555,488
1894.....	97,971		319	5,564		103,854
1895.....	30,365		224	3,569		34,158
1896.....	45,769		12	1,019		46,800
1897.....	534,096		50	1,130	32	535,308
1898.....	308,424		51	857		309,332
1899.....	116,131			383		116,514
1900.....	1,753,135			818	447	1,754,400
1901.....	2,009,708	833	1,199	711	275	2,012,726
1902.....	345,936	1,695	25	12		347,668
1903.....	626,006	15,885	133	14	2,500	644,538
1904.....	703,166	311	3,411	384	204	707,476
1905.....	787,577		4	87	89	787,757
1906.....	790,804		58	2	48	790,912
1907.....	1,115,979		2		2	1,115,983
1908.....	1,392,783	6	10	12	66	1,392,877
1909.....	2,160,890		41	2	28	2,160,961

SESSIONAL PAPER No. 10d

Canada by Countries, 1874 to 1909.

Belgium.	Germany.	Holland.	Italy.	Mexico.	United States.	Other Foreign Countries.	Total Foreign Countries.	Grand Total.
Bush.	Bush.	Bush.	Bush.	Bush.	Bush.	Bush.	Bush.	Bush.
					3,745,087		3,745,087	3,745,270
					5,413,844		5,413,844	5,419,054
					10,164,551	35	10,164,586	10,168,176
					6,243,033	3	6,243,036	6,345,697
	500				6,498,444		6,498,944	7,267,399
					5,193,324	17	5,193,341	5,383,922
13,400					6,732,403	2	6,745,805	7,239,562
					8,724,931	25	8,724,956	8,800,579
					11,577,251		11,577,251	11,588,446
					8,741,626	40	8,741,666	8,817,216
7,160					7,700,581	48	7,707,789	7,780,262
					9,028,314		9,028,314	9,067,395
					8,528,287		8,528,287	8,554,302
					9,437,717	3	9,437,720	9,456,964
					9,360,521	35	9,360,556	9,370,158
					9,934,501		9,934,501	9,948,207
					9,939,745	18	9,939,763	9,975,908
					4,751,953	10	4,751,963	4,802,327
		39,849			2,721,168		2,761,017	5,202,768
					1,431,398	53,762	1,485,160	2,040,648
					493,551		493,551	597,405
					1,674,193	19	1,674,212	1,708,370
	6,128				787,787	10	793,925	840,725
18,954	30,489				1,246,343		1,295,786	1,831,094
	50,216				84,083	25	134,324	443,656
					122,374	60	122,434	238,948
202,078	27,039		8,297		164,468		401,882	2,156,282
176,515			5,083		190,547	1,500	373,645	2,386,371
78,961			13,027		17,461		109,449	457,117
257,926			7,436		37,112		302,474	947,012
181,172	1,250	72,513			86,175	9,084	350,194	1,057,670
120,990	23,975	7,375			101,111		253,451	1,041,208
33,890	5,581	2,400			47,245		89,116	880,028
16,699				46,354	19,094		82,147	1,198,130
276,031	1,256			95,912	210,788	13,580	597,567	1,990,444
250,798		93,420		188,060	266,096		798,374	2,959,335

9-10 EDWARD VII., A. 1910

No. 40.—RATES, by rail on grain, from Points in Manitoba, Saskatchewan and Alberta by the Canadian Pacific Railway to Fort William and Port Arthur.

From Points in	To	RATE PER 100 LBS.				
		Wheat.	Oats.	Barley.	Rye.	Flax.
<i>Manitoba.</i>						
Binscath.....	Fort William and Port Arthur..	16	16	16	16	17
Boissevain.....	"	13	13	13	13	14
Brandon.....	"	13	13	13	13	14
Carberry.....	"	13	13	13	13	14
Carman.....	"	12	12	12	12	13
Crystal City.....	"	13	13	13	13	14
Dalny.....	"	15	15	15	15	16
Deloraine.....	"	15	15	15	15	16
Dominion City.....	"	12	12	12	12	13
Emerson.....	"	12	12	12	12	13
Gladstone.....	"	13	13	13	13	14
Hamiota.....	"	15	15	15	15	16
Killarney.....	"	13	13	13	13	14
MacDonald.....	"	12	12	12	12	13
Maiden.....	"	12	12	12	13
Minnedosa.....	"	13	13	13	13	14
Neebawa.....	"	13	13	13	13	14
Portage la Prairie.....	"	12	12	12	12	13
Souris.....	"	14	14	14	14	15
Shoal Lake.....	"	15	15	15	15	16
Westbourne.....	"	13	13	13	13	14
Winnipeg.....	"	10	10	10	10	12
<i>Saskatchewan.</i>						
Abernethy.....	"	17	17	17	17	18
Burrows.....	"	16	17	17	17	17
Esterhazy.....	"	16	16	16	16	17
Indian Head.....	"	17	17	17	17	18
Moosomin.....	"	16	16	16	16	17
Mooselaw.....	"	18	18	18	18	19
Qu'Appelle.....	"	17	17	17	17	18
Regina.....	"	18	18	18	18	19
Yorkton.....	"	17	17	17	17	18
<i>Alberta.</i>						
Calgary.....	"	24	24	24	24	25
Carstairs.....	"	25	25	25	25	26
Edmonton.....	"	25	25	25	25	26
Medicine Hat.....	"	22	22	22	22	23
Macleod.....	"	24	24	24	24	25
Lacombe.....	"	25	25	25	25	26
Lethbridge.....	"	23	23	23	23	24
Red Deer.....	"	25	25	25	25	26
Strathcona.....	"	25	25	25	25	26
Westaskiwin.....	"	25	25	25	25	26

SESSIONAL PAPER No. 10d

RATES, by rail, on grain from Points in Manitoba, Saskatchewan and Alberta by the Canadian Northern Railway to Port Arthur.

From Points in	To	RATE PER 100 LBS.				
		Wheat.	Oats.	Barley.	Corn.	Rye and Flax.
<i>Manitoba.</i>						
Enterprise.....	Port Arthur.....	13	14	14	14
Dauphin.....	".....	15	16	16	16
Winnipeg.....	".....	10	10	12	12
Virten.....	".....	15	16	16	16
<i>Saskatchewan.</i>						
Battleford.....	".....	24	25	25	25
Saskatoon.....	".....	23	24	24	24
Prince Albert.....	".....	23	24	24	24
<i>Alberta.</i>						
Edmonton.....	".....	25	26	26	26
Fort Saskatchewan.....	".....	25	26	26	26
Lloydminster.....	".....	24	25	25	25

RATES, by rail on grain from Points in Manitoba, by the Great Northern Railway to Duluth.

From	To	RATE PER 100 LBS.			
		Wheat.	Oats.	Barley and Rye.	Flax.
Brandon.....	Duluth.....	13	13	13	14
Boissevain.....	".....	13	13	13	14
Minto.....	".....	13	13	13	14
Wakopa.....	".....	13	13	13	14
Portage la Prairie.....	".....	12	12	12	13
Carman.....	".....	12	12	12	13
Plum Coulee.....	".....	12	12	12	13
Morden.....	".....	12	12	12	13

9-10 EDWARD VII., A. 1910

No. 40.—RATES, by rail, on grain from Fort William and Port Arthur by the Canadian Pacific Railway to the undermentioned points.

From Fort William and Port Arthur to Points in	Rate per 100 lbs.
<i>Ontario.</i>	
Arnprior.....	20
Belleville.....	20
Brantford.....	20
Brookville.....	20
Carleton Junction.....	20
Chalk River.....	20
Cornwall.....	20
Depot Harbour.....	20
Essex.....	20
Galt.....	20
Gananoque.....	22 $\frac{1}{2}$
Guelph.....	20
Goderich.....	20
Hamilton.....	20
Ingersoll.....	20
Kemptville.....	20
Kingston.....	20
London.....	20
Niagara Falls.....	20
Orillia.....	20
Owen Sound.....	20
Ottawa.....	20
Palmerston.....	20
Pembroke.....	20
Perth.....	20
Port Colborne.....	20
Prescott.....	20
Peterborough.....	20
Toronto.....	20
Windsor.....	20
<i>Quebec.</i>	
Athelstan.....	25
Aylmer.....	22 $\frac{1}{2}$
Beauharnois.....	23
Beauport.....	27 $\frac{1}{2}$
Bonaventure.....	30 $\frac{1}{2}$
Cascadeville.....	38 $\frac{1}{2}$
Chicoutimi.....	42
Cookshire.....	27
Coteau Junction.....	20
Dorval.....	20
Gracefield.....	25
Howick.....	23
Huntingdon.....	23
Iberville Junction.....	24
Joliette.....	24
Knowlton.....	25
Levis.....	25
Montreal.....	20
Ormsville.....	24
Quebec.....	25
Rimouski.....	32 $\frac{1}{2}$
St. Hyacinthe.....	23
St. Polycarpe Junction.....	25
Shawinigan Falls.....	24
Shawville.....	25
Sherbrooke.....	25
Sorel.....	27
Stanstead Junction.....	25
Three Rivers.....	25
Valleyfield.....	20
Waterloo.....	25
<i>New Brunswick.</i>	
Bathurst.....	32
Campbellton.....	32
Dalhousie Junction.....	32
Edmundston.....	34
Fredericton.....	30
Grand Falls.....	28
Moncton.....	32
St. John's.....	30
West St. John.....	30
Woodstock.....	35

SESSIONAL PAPER No. 10d

No. 40.—RATES, by rail, on grain by Canadian Pacific Railway from Fort William and Port Arthur to the undermentioned points.

From Fort William and Port Arthur to Points in	Rate per 100 lbs.
<i>Nova Scotia.</i>	
Antigonish.....	35
Dartmouth.....	32½
Glace Bay.....	42
Haliburton.....	32½
Halifax.....	32½
Mulgrave.....	36½
Stillwater.....	37½
Pictou.....	32½
Sydney.....	37½
Truro.....	32½
Yarmouth.....	42½

No. 40.—RATES, by rail, on grain from Georgian Bay and Lake Huron Ports by Canadian Pacific Railway to the undermentioned points.

From.	To.	Rate.
Owen Sound and Goderich.....	Ottawa.....	10c. per 100 lbs.
" ".....	Smith's Falls.....	10c. "
" ".....	Prescott.....	10c. "
" ".....	Sharbot Lake.....	9c. "
" ".....	Arnprior.....	10c. "
" ".....	Tweed.....	8c. "
" ".....	Agincourt.....	6c. "
Owen Sound.....	Peterboro'.....	5c. "
Goderich.....	".....	7½c. "
Owen Sound and Goderich.....	Montreal.....	10c. "
" ".....	Rivière du Loup.....	22½c. "
" ".....	N. Matapédia.....	22½c. "
" ".....	Montmagny.....	20c. "
" ".....	Fredericton, N.B.....	20c. "
" ".....	West St. John, N.B.....	20c. "
" ".....	Moncton, N.B.....	22½c. "
" ".....	Woodstock, N.B.....	25c. "
" ".....	Halifax, N.S.....	22½c. "
" ".....	Truro, N.S.....	22½c. "
" ".....	Sydney, N.S.....	27½c. "
" " (for export to British and foreign countries except Newfoundland, St. Pierre, Miquelon and United States.....	Montreal.....	5c. per bush., wheat. 5c. per bush., rye and flax.
	West St. John.....	4½c. per bush., corn. 4½c. per bush., barley. 3½c. per bush., oats.

The rates above quoted for Export grain include cost of elevation from steamer to lake port elevators and 30 days storage therein. They also include at *Montreal* elevation and delivery to ocean steamers, and 30 days storage at that port.

At West St. John there is an extra charge of 9-10 of a cent per bushel, which includes 30 days free storage at that port.

9-10 EDWARD VII., A. 1910

No. 40.—RATES, by rail, on grain from Georgian Bay and Lake Huron Ports by Grand Trunk Railway to the undermentioned points.

From.	To.	Rate.
Midland.....	Kingston.....	7½ cents per 100 lbs
".....	Peterboro.....	5 " "
Goderich.....	London.....	5½ " "
Midland.....	Toronto.....	6½ " "
Goderich.....	".....	6½ " "
Point Edward.....	".....	7 " "
Owen Sound.....	".....	7 " "
All ports.....	Montreal.....	10 " "
".....	Three Rivers.....	15 " "
".....	Sorel.....	17 " "
".....	Quebec.....	15 " "
".....	Sherbrooke.....	15 " "
".....	Stanstead.....	17 " "
".....	Fredericton, N.B.....	20 " "
".....	St. John, N.B.....	20 " "
".....	Halifax, N.S.....	22½ " "
" (for export to British and foreign coun- tries except, Newfoundland, St. Pierre, Mique- lon and United States.....	Montreal.....	5c. per bush., wheat.
	St. John.....	5c. per bush., flax.
	Portland.....	4½c. per bush., corn.
	Halifax.....	4½c. per bush., barley
		3½c. per bush., oats.
		4½c. per bush., rye.

The rates above quoted for Export grain include cost of elevation from steamer to lake port elevators and 30 days storage therein. They also include at *Montreal* elevation and delivery to ocean steamers, and 30 days storage at that port.

SESSIONAL PAPER No. 10d

NEW RAILWAY TARIFF ON GRAIN, ETC., SHIPPED WEST.

(Subject to Change.)

No. 40.—RATES by rail on grain and grain products shipped from stations in Alberta on Canadian Pacific Railway and Alberta Railway and Irrigation Company to Vancouver, B.C., for export to Africa, Asia, Australia, Europe, Fiji Islands, New Zealand, Mexico, Philippine Islands and South America.

From.	To.	Rate per 100 lbs.
Laggan Section—		
Morley.....	Vancouver, B.C. (for export)....	18
Radnor.....	".....	18
Mitford.....	".....	18½
Cochrane.....	".....	19
Glenbow.....	".....	19
Keith.....	".....	19
Shaganappi.....	".....	19
Calgary Section—		
Calgary.....	".....	19½
Shepard.....	".....	19½
Langdon.....	".....	20
Cheadle.....	".....	20
Strathmore.....	".....	20½
Namaka.....	".....	20½
Stobart.....	".....	20½
Gleichen.....	".....	20½
Cluny.....	".....	21
Crowfoot.....	".....	22
Bassano.....	".....	22
Lathom.....	".....	22
Southesk.....	".....	22
Cassils.....	".....	22
Brooks.....	".....	22
Bantry.....	".....	22
Tilley.....	".....	22
Kininvie.....	".....	22
Carlstadt.....	".....	22
Suffield.....	".....	23
Bowell.....	".....	23
Stair.....	".....	23
Medicine Hat Section—		
Medicine Hat.....	".....	23
Dunmore Jct.....	".....	23
Coleridge.....	".....	23
Pashley.....	".....	23
Irvine.....	".....	23
Larmour.....	".....	24
Walsh.....	".....	24
Macleod Branch—		
Turner.....	".....	19½
Midnapore.....	".....	19½
De Winton.....	".....	20
Sandstone.....	".....	20
Okotoks.....	".....	20
Aldersyde.....	".....	20½
High Liver.....	".....	20½
Cayley.....	".....	20½
Nanton.....	".....	20½
Parkland.....	".....	21
Stavely.....	".....	22
Claresholme.....	".....	22
Granum.....	".....	22
West Macleod.....	".....	22
Crowsnest Section—		
Macleod.....	".....	22
Pearce.....	".....	22
Kipp.....	".....	22
St. Marys.....	".....	22
Whoopup.....	".....	22
Lethbridge Section—		
Lethbridge.....	".....	22
Couldale.....	".....	23
Chin.....	".....	23
Barnwell.....	".....	23
Elcan.....	".....	23
Taber.....	".....	23
Reliance.....	".....	23
Purple Springs.....	".....	23
Grassy Lake.....	".....	23
Burdett.....	".....	24
Bow Island.....	".....	24
Winifred.....	".....	24
Whitla.....	".....	24
Seven Persons.....	".....	23
Bull's Head.....	".....	23

9-10 EDWARD VII., A. 1910

No. 40.—RATES by rail on grain and grain products shipped from stations, &c.—*Concluded.*

From.	To.	Rate per 100 lbs.
Crowsnest Section—		
Peigan.....	Vancouver, B.C. (for export)....	22
Brocket.....	".....	22
Pincher.....	".....	22
Cowley.....	".....	22
Lundbreck.....	".....	22
Burmis.....	".....	23
Passburg.....	".....	23
Bellevue.....	".....	23
Hillcrest.....	".....	23
Frank.....	".....	23
Blairmore.....	".....	23
Coleman.....	".....	23
Sentinel.....	".....	23
Edmonton Branch—		
Beddington.....	".....	19 $\frac{1}{2}$
Airdie.....	".....	20
Crossfield.....	".....	20
Carstair.....	".....	20 $\frac{1}{2}$
Dilsbury.....	".....	20 $\frac{1}{2}$
Olds.....	".....	20 $\frac{1}{2}$
Bowden.....	".....	21
Innisfail.....	".....	22
Penhold.....	".....	22
Red Deer.....	".....	22
Blackfalds.....	".....	22
Lacombe.....	".....	22
Morningside.....	".....	22
Ponoka.....	".....	22
Hobbema.....	".....	23
Wetaskiwin.....	".....	23
Millet.....	".....	23
Kavanagh.....	".....	23
Leduc.....	".....	23
Ellerslie.....	".....	23
Strathcona.....	".....	23
Lacombe Branch—		
Chigwell.....	".....	22
Tees.....	".....	22
Alix.....	".....	22
Nevis.....	".....	22
Erskine.....	".....	23
Stettler.....	".....	23
Wetaskiwin Branch—		
Gwynne.....	".....	23
Bittern Lake.....	".....	23
Camrose.....	".....	23
Ohaton.....	".....	23
Bawlf.....	".....	23
Daysland.....	".....	23
Strome.....	".....	24
Killam.....	".....	24
Sedgewick.....	".....	24
Longhead.....	".....	24
Hardisty.....	".....	25
Alberta Railway and Irrigation Co.—		
Wilson.....	".....	28
Stirling.....	".....	28
New Dayton.....	".....	29
Warner.....	".....	29
Milk River.....	".....	29
Coutts.....	".....	29
Raymond.....	".....	29
Magrath.....	".....	29
Spring Coulee.....	".....	29
Raley.....	".....	29
Cardston.....	".....	29

Shipments may be stopped in direct line of transit or at Vancouver, B.C., for bagging at an additional charge of 1 cent per 100 pounds. Rates named herein include Canadian Pacific Railway wharfage charges only at Vancouver, B.C. Bulk grain must not be contracted at interior points for shipment to points beyond Vancouver wharf. Bulk grain consigned to points beyond Vancouver wharf, B.C., will be accepted only under special contract to be arranged with the general freight agent.

DOMINION OF CANADA

REPORT

OF THE

DEPARTMENT OF TRADE AND COMMERCE

FOR THE

FISCAL YEAR ENDING MARCH 31


1909

PART VI

SUBSIDIZED STEAMSHIP SERVICES

WITH STATISTICS SHOWING STEAMSHIP TRAFFIC TO DEC. 31,
1909, AND ESTIMATES FOR FISCAL YEAR, 1910-11.

PRINTED BY ORDER OF PARLIAMENT



OTTAWA

PRINTED BY C. H. PARMELEE, PRINTER TO THE KING'S MOST
EXCELLENT MAJESTY

1910

FOR INDEXES AND MAPS SHOWING SERVICES PERFORMED,
SEE END OF VOLUME.

EXPLANATION of Estimates for the Year ending March 31, 1911, as compared with those for the Year ending March 31, 1910, with statements of services rendered and Expenditures to December 31, 1909, on account of Mail Subsidies and Steamship Subventions.

XVIII.—MAIL SUBSIDIES AND STEAMSHIP SUBVENTIONS.

Amount to be voted. \$1,647,200.66

No. of Vote.		1909-10.	1910-11.
		\$ cts.	\$ cts.
164	Steam service between Annapolis and London or Hull, England, or both.....	5,000 00	5,000 00
165	Steam service between Baddeck, Grand Narrows, Iona, Big Pond and East Bay.....	5,825 00	5,825 00
166	Steam service between Bonaventure River, Que., and Petit Rocher, N. B., tri-weekly during the season of 1910.....	3,000 00	3,000 00
167	Steam service between Canada and Australia.....	180,509 00	180,509 00
168	Ocean and mail service between Canada and Great Britain.....	600,000 00	600,000 00
169	Steam services between Canada and Mexico upon the Atlantic and Pacific Oceans.....	100,000 00	125,000 00
170	Steam service or services between Canada and Newfoundland.....	18,000 00	18,000 00
171	Steam service between Canada and New Zealand.....	50,000 00	50,000 00
172	Steam service between Canada and South Africa.....	146,000 00	146,000 00
173	Steam service between Froude's Point and Lockeport, N.S.....	600 00	600 00
174	Steam service from the opening to the closing of navigation in 1910, between Gaspé Basin and Dalhousie or Campbellton..	15,000 00	15,000 00
175	Schooner service twice per month during the season of open navigation between Gaspé Basin and the North Shore of the River and Gulf of St. Lawrence.....	1,000 00	1,000 00
176	Steam service between Grand Manan and the mainland.....	5,000 00	5,000 00
177	Steam service between Halifax and Canso.....	4,000 00	4,000 00
178	Steam service between Halifax and Newfoundland via Cape Breton ports.....	4,000 00	4,000 00
179	Steam service between Halifax and Spry Bay.....	2,500 00	2,500 00
180	Steam service between Halifax, St. John's, Newfoundland, and Liverpool.....	20,000 00	20,000 00
181	Steam service from the opening to the closing of navigation in 1910 between the mainland and Magdalen Islands.....	12,500 00	12,500 00
182	Steam service between Montreal, Quebec and Manchester, England, during the summer season and between St. John, Halifax and Manchester during the winter season.....	35,000 00	35,000 00
183	Steam service between Newcastle, Neguac and Escuminac, calling at all intermediate points on the Miramichi River and Miramichi Bay.....	1,500 00	1,500 00
184	Steam service between Pelee Island and the mainland.....	1,500 00	1,500 00
185	Steam service between Petit de Grat and Intercolonial Railway terminus at Mulgrave.....	4,000 00	4,000 00
186	Steam service on the Petitcodiac River between Moncton and way ports, and a port or ports on the west coast of the County of Cumberland, in the Province of Nova Scotia.....	2,000 00	2,000 00
187	Steam service from the opening to the closing of navigation in 1910, between Pictou and Cheticamp.....	2,000 00	2,000 00
188	Steam service between Pictou, Murray Harbour, Georgetown and Montague Bridge.....	6,000 00	6,000 00
189	Steam service between Mulgrave and Canso.....	4,000 00	4,000 00
	Carried forward.....	1,228,934 00	1,253,934 00

9-10 EDWARD VII., A. 1910

XVIII.—MAIL SUBSIDIES AND STEAMSHIP SUBVENTIONS—*Continued.*

No. of Vote.		1909-10.		1910-11.	
		\$	cts.	\$	cts.
	Brought forward.....	1,228,934	00	1,253,934	00
190	Steam service from the opening to the closing of navigation in 1910 between Port Mulgrave, St. Peter's, Irish Cove and Marble Mountain and other ports on the Bras d'Or Lakes.....	6,000	00	6,000	00
191	Steam service between Mulgrave and Guysboro, calling at intermediate ports.....	5,000	00	5,000	00
192	Steam service between Mulgrave and Cheticamp.....	5,000	00	5,000	00
193	Steam service between Prince Rupert, B.C., and Queen Charlotte Islands.....	5,000	00	7,600	00
194	Steam service between Prince Edward Island and Cape Breton and Newfoundland.....	12,000	00	12,000	00
195	Steam service from the opening to the closing of navigation in 1910 between Prince Edward Island and the mainland.....	12,500	00	12,500	00
196	Steam service during the year 1910, between Quebec and Blanc Sablon, calling at ports and places along the northern shore of the River St. Lawrence between such terminals.....	20,000	00	20,000	00
197	Steam service between Quebec and Gaspé Basin, touching at intermediate ports.....	8,500	00	8,500	00
198	Steam service between Quebec and the Isle of Orleans during the time between the closing of regular navigation in the autumn and the taking of the ice bridge between the island and the mainland; also after the breaking up of the ice bridge until the resumption of regular navigation in the spring.....	500	00	500	00
199	Steam service between Rivière du Loup, Tadoussac and other north shore ports.....	6,000	00	6,000	00
200	Winter steam service between River Ouelle and the Lower St. Lawrence.....			8,000	00
201	Steam service between St. Catharine's Bay and Tadoussac during the winter season.....	2,500	00	2,500	00
202	Steam service between Canada and Cuba.....	25,000	00	25,000	00
203	Steam service between St. John and Digby.....	20,000	00	20,000	00
204	Steam service between St. John, Digby, Annapolis and Granville, viz., along the west side of the Annapolis Basin.....	1,500	00	1,500	00
205	Steam service between St. John, Digby and Bear River and Clementsport.....	1,500	00	1,500	00
206	Steam service between St. John, Dublin and Belfast, during the winter season.....	7,500	00	7,500	00
207	Steam service between St. John and Glasgow, during the winter season.....	15,000	00	15,000	00
208	Steam service or services between St. John, Halifax and London.....	40,000	00	40,000	00
209	Steam service for not less than 52 full round weekly trips between St. John and Halifax, via Yarmouth and other way ports, during the season of 1910.....	10,000	00	10,000	00
210	Steam service between St. John, N.B., and Margaretville, Port Lorne, Port George, Halls Harbour, Harbourville and Morden, N.S.....	2,500	00	2,500	00
211	Steam service from the opening to the closing of navigation in 1910 between St. John and Minas Basin ports.....	3,000	00	3,000	00
212	Steam service between St. John and ports in Cumberland Basin.....	3,000	00	3,000	00
213	Steam service between St. John, Westport and other way ports.....	1,500	00	1,500	00
214	A line or line of steamers to run between St. John and Halifax, or either, and the West Indies and South America.....	80,700	00	79,500	00
215	Steam service during the year 1910 between St. Stephen, N.B., St. Croix River points, Deer Island, Campobello and the inner islands, Passamaquoddy Bay and L'Etete or Black Bay.....	3,000	00	3,000	00
216	Steam service during the season of 1910 between Sydney and Bay St. Lawrence, calling at way ports.....	6,500	00	6,500	00
217	Steam service during the season of 1910 between Sydney and Whycocomagh.....	1,000	00	1,000	00
218	Steam service between Victoria and San Francisco.....	3,000	00	3,000	00
	Carried forward.....	1,511,634	00	1,571,034	00

SESSIONAL PAPER No. 10e

XVIII.—MAIL SUBSIDIES AND STEAMSHIP SUBVENTIONS—*Concluded.*

No. of Vote.		1909-10.		1910-11.	
		\$	cts.	\$	cts.
	Brought forward.....	1,511,634	00	1,571,034	00
219	Steam service between Victoria, Vancouver, way ports and Skagway.....	12,500	00	12,500	00
220	Steam service between Victoria and west coast Vancouver Island.....	5,000	00	5,000	00
221	Additional for Canada, China and Japan services.....	48,666	66	48,666	66
222	Allowance for probable variation in agreements and for additional services.....	10,000	00	10,000	00
		1,587,800	66	1,647,200	66
	AUTHORIZED BY STATUTE.				
	Canada, China and Japan (63-64 Vic., Chap. 9).....	73,000	00	73,000	00
	Canada and France (8-9 Ed. VII., Chap. 36).....	200,000	00	200,000	00
		1,860,800	66	1,920,200	66

NOTE.—Vote No. 222; ‘allowance for probable variation in agreements, and for additional services, \$10,000,’ for the year 1909-10, was, by Orders in Council of May 29 and June 2, 1909, distributed as follows:—

Steam service between Pelee Island and the mainland.....	\$5,000
Additional for steam service during the season of 1909, between Sydney and Whycomagh.....	1,000
Additional for steam service between Grand Manan and the mainland.....	2,000
Steam service between St. John, N.B., and St. Andrew's, N.B., calling at intermediate ports on the Bay of Fundy.....	1,000
Additional for steam service between Newcastle, Neguac and Escomminac, and calling at all intermediate points on the Miramichi river and Miramichi Bay.....	500

164.

ANNAPOLIS AND LONDON OR HULL, ENGLAND, OR BOTH.

ACADIA STEAMSHIP COMPANY.

*Vote 164.—Steam Service between Annapolis and London or Hull,
England, or both.*

1909-10	\$5,000
1910-11	\$5,000

This service is performed by the Acadia Steamship Company, Limited, of Annapolis Royal, N.S., under terms of a contract dated July 2, 1909—which expires on March 31, 1910—the principal provisions of which are as follows:—

Ports of Call—Frequency of Service—Speed.

1. The contractors having control of the steamships *Ely*, *Taff*, *Usk*, and *Dordogne*, each of a carrying capacity of from 8,000 to 8,500 barrels—guaranteed expressly built for carrying fruit and specially fitted with proper and sufficient ventilation for that purpose, will place them or such of them as may be necessary for the carrying out of this contract on a route between Annapolis Royal in the province of Nova Scotia and the ports of London and, or Hull in Great Britain, and will therewith run not exceeding five voyages between the said ports prior to the end of the month of March next succeeding the date of these presents. The steamer running the first of such five voyages shall leave Annapolis Royal prior to October 30 proximo. The other trips to follow as cargo offerings may require within the time hereinbefore stated. The voyages may be run from Annapolis Royal to either London or Hull or to both at the option of the contractors. The speed to be maintained on each voyage to be not less than ten knots. per hour.

Government Wharfs.

3. In consideration of the subsidy herein stipulated, the contractors agree to call at all government wharfs when such is practicable and when such wharfs are available.

Subsidy: \$1,000 per Voyage.

4. A subsidy of one thousand dollars (\$1,000) is payable on the completion of each voyage, when shown on sufficient evidence that the fruit or other perishable produce shipped on such voyage was carried and delivered at the port of destination in good and satisfactory condition in so far as proper stowage and ventilation thereof was concerned.

Calls at Foreign Ports.

6. The steamers employed in carrying out the provisions of this contract shall not on any voyage, either outwards or homewards, call at any foreign port not specified in this contract.

SESSIONAL PAPER No. 10e

Vessels Employed in the Service.

NAME.	DIMENSIONS.			TONNAGE.		Capacity. Bbls. Apples.	Passenger Accommodation.	Cold Storage.	N. H. P.	Speed.	BUILT.		
	Length.	Breadth	Depth.	Net.	Gross.						At	In	Of
	Ft.	Ft.	Ft.							Knots			
Atlantis.	234	33·6	20	734	1,170	10,196	10	Cool air ventilators to fruit decks.	750	10	Christiana,	1906	Steel.
Kathinka	234	33·6	20	727	1,162	9,768	10		750	10	Norway.		
Katie	220	30·2	13·6	634	1,099	61,900	20		166	12	Christiana,	1905	"
Ada	239	36·2	16·9	639	1,111	89,250	10		106	10	Norway.		
											Stavanger,	1901	"
											Norway.		
											Ber gen ,	1905
											Norway.		

TRAFFIC RETURNS.

Calendar Year.	Passengers Carried.	Freight Carried.	Subsidy Paid.
1908	Nil.	1,131 tons, or 16,908 barrels of apples.	\$ 2,000
1909	Nil.	27,398 barrels and 547 boxes apples	3,000

165.

BADDECK, IONA, GRAND NARROWS, BIG POND, AND EAST BAY.

VICTORIA STEAMSHIP COMPANY.

Vote 165.—Steam Service between Baddeck, Iona, Grand Narrows, Big Pond and East Bay.

1909-10	\$5,825
1910-11	\$5,825

This service is performed by the Victoria Steamship Company, Limited, Baddeck, N.S., under terms of a contract bearing date May 6, 1908, and which expires March 31, 1910. The principal provisions, aside from those common to all contracts, are as follows:—

Frequency of Service.

1. 'The contractors having on the first day of April instant placed their steamer the *Blue Hill* on the route between Baddeck, Iona and Grand Narrows, and having since that date and will during the further continuance of this contract with the said steamer or with some other steamer satisfactory to the minister, perform during the

9-10 EDWARD VII., A. 1910

season of navigation between Baddeck, Iona and Grand Narrows, two full round trips daily each way, calling both going and coming at McKay's Point, one trip in each fortnight during the season of open navigation to be extended to Big Pond and East Bay, and from July 1, to October 1, will perform three trips per day to connect with the Intercolonial Railway fast express to Halifax.

Change in Service.

2. 'The minister may authorize any change or changes in the service as above defined as may not be inconsistent with the terms of the vote providing for the payment of the subsidy.

Period of Contract.

3. 'This contract shall remain in force until the thirty-first day of March in the year one thousand nine hundred and ten, unless sooner terminated by the minister under the provisions of clause 18 of this contract.

Subsidy: \$5,825 per Annum.

4. This subsidy is five thousand eight hundred and twenty-five dollars (\$5,825) per annum, payable as follows:—

In each year during the continuance of this contract, on the first day of July, the sum of fourteen hundred dollars (\$1,400); on the first day of October, the sum of fourteen hundred dollars (\$1,400); on the first day of January, the sum of fourteen hundred dollars (\$1,400); and on the first day of April, the sum of sixteen hundred and twenty-five dollars (\$1,625).

The contractors are required to carry any mails that may be tendered to them by the postal authorities of Canada.

Description of Vessel Employed.

The ss. *Blue Hill*, above referred to, was built in 1887, at East Boston, U.S.A., of wood, and registered at Halifax in 1893; length, 135 feet; breadth, 18 feet; depth of hold, 7 feet; net tonnage, 98; gross tonnage, 199; 38 nominal horse power; speed, 15 knots.

Distance.

The distance between Baddeck and Iona is 12 miles; between Iona and East Bay, via Big Pond, 30 miles.

TRAFFIC RETURNS.

Calendar Year.	Passengers Carried.	Freight Carried.	Live Stock.	MAILS.		Subsidy Paid.
				Lock Bags.	Tied Sacks.	
1907.....	4,377	1,240	Not stated.	Not stated.	Not stated.	\$ 5,825
1908.....	5,147	784	112	2,270	2,680	5,450
1909.....	In..... 3,176	637	45	1,436	2,540	5,825
	Out..... 2,504	311	56	1,414	235	
	Total... 5,680	948	101	2,850	2,775	

SESSIONAL PAPER No. 10e

166.

BONAVENTURE RIVER, QUE., AND PETIT ROCHER, N.B.

BONAVENTURE AND GLOUCESTER INTERPROVINCIAL FERRY COMPANY, LIMITED.

Vote 166.—Steam Service between Bonaventure River, Que., and Petit Rocher, N.B., tri-weekly during the season of 1910.

1909-10	\$3,000
1910-11	\$3,000

This service is performed by the Bonaventure and Gloucester Interprovincial Ferry Company, Limited, of Bonaventure, Quebec, under terms of a contract bearing date September 1, 1908, and which expired on the close of navigation in that year, but was extended on May 11, 1909, for another season. The principal provisions, aside from those common to all contracts, are as follows:—

Ports of Call—Frequency of Service.

1. 'The contractors having control of the steamer *Beaver*, a vessel of 84 tons gross register, and 42½ net register, with accommodation for 40 passengers and adequate accommodation for freight, the steamer being 80 feet long, 21 feet beam and 7½ feet draft, will as soon hereafter during the current month as navigation conditions over the route hereinafter named will permit, place their said steamer on the route between Bonaventure river, in the province of Quebec, and Petit Rocher, in the province of New Brunswick, and will maintain therewith a regular tri-weekly round service between said ports or places until ice and other navigation conditions will no longer permit of the running of a steamer over the route in the autumn of the current year 1909, and so in like manner for the season of navigation in the year 1910 should the service be continued under provisions hereinafter named during said season.

Calls at Government Wharfs.

2. 'In consideration of the subsidy herein stipulated, the contractors agree to call at all government wharfs when such is practicable, and when such wharfs are available.

Carriage of Mails.

The contractors are required to carry any mails that may be tendered to them by the postal authorities of Canada.

Subsidy: \$3,000 per Season.

8. 'This subsidy is payable at the rate of three thousand dollars (\$3,000) for the full season of open navigation; in two equal instalments of fifteen hundred dollars (\$1,500), the first during the month of September next following the date of these presents, and the balance on the completion of the season's service at the close of navigation; and so in like manner for the season of 1910 if continued at the minister's option, should he elect to so continue the service under terms as above during that season.

9-10 EDWARD VII., A. 1910

Termination of Contract

13. 'This contract shall remain in force only until the close of navigation in the autumn next following the date of these presents, unless continued for another season at the option of the minister, who hereby reserves the right to exercise such option.

Description of Vessel Employed.

The ss. *Beaver*, above referred to, was built at Canning, N.S., of wood, in 1897, and registered at Windsor, N.S., in 1907; length, 80 feet; breadth, 21 feet; depth, 7 feet 4 inches; net tonnage, 43; gross tonnage, 85.

Distance.

The distance between the terminal points is 24 miles.

TRAFFIC RETURNS.

Calendar Year.	Number of Round Trips Run.	Total Number of Passengers Carried.	Total Tons of Freight Carried.	Subsidy Paid.
				\$ cts.
1907	Not stated.	1,245	145	2,857 14
1908	Not stated.	1,717	277	3,000 00
1909.	36	In75 Out180 Total255	84 166 190	3,000 00

167.

CANADA AND AUSTRALIA.

UNION STEAMSHIP COMPANY OF NEW ZEALAND, LIMITED.

Vote 167.—Steam Service between Canada and Australia.

1909-10	\$180,509
1910-11	\$180,509

This service is performed by the Union Steamship Company of New Zealand, Limited, Managing Agents of the Canadian Australian Royal Mail Line, under terms of an agreement entered into on July 31, 1909, which provides for a service from August 1, 1909, to July 31, 1910. Its principal provisions are as follows:—

Ports of Call.

1. That the contractors will provide, establish and during the period of one year calculated as and from the first day of August, one thousand nine hundred and nine

SESSIONAL PAPER No. 10e

maintain, continue and carry on in the manner hereinafter set forth a regular steamship service between the City of Sydney in the State of New South Wales and the City of Vancouver, in the province of British Columbia, calling at Brisbane, in the State of Queensland, at Fiji, at Honolulu, in the Sandwich Islands, and at the outer wharf in the City of Victoria, in the said province on both outward and homeward voyages from Sydney to Vancouver and from Vancouver to Sydney, and such service shall as far as practicable make connection at Sydney with all local lines of steamships running between Sydney and other ports in the Commonwealth and New Zealand.

Steamers to be employed and their Equipment.

2. That the steamships *Makura*, *Moana* and *Aorangi* or such other steamships of not less than an equal number of tons gross tonnage to be approved by the minister for that purpose shall be regularly and continuously employed in the said service, provided, however that in the month of February, 1910, the *Aorangi* shall be permanently withdrawn and replaced by a steamship to be approved by the minister for that purpose. Each of the said steamships is warranted to have the most approved triple expansion machinery, refrigerators for ship's use, duplicate electric light engines, special ventilation for tropical voyages, ample saloon and cabin accommodation for at least 130 passengers, and to be provided with every comfort and convenience that is to be found in the best Atlantic liners of its size. Each of the said steamships is further warranted to be of the highest class at Lloyds or British Corporation, and to comply in every respect with the requirements of the Marine Acts or Regulations of Canada, and each of the said steamships shall during the continuance of the agreement be at all times tight, sound, staunch and strong and well and sufficiently manned, victualled and equipped and in every respect seaworthy, and shall further at all times during the continuance of this agreement retain the qualification and class which it is hereinbefore warranted to possess.

Terminal port and ports of call.—First Voyage under Agreement.—Contract time 22½ days.—Contract time of Makura 21½ days.—Replacement of Moana by Marama or Manuka from March to July, 1910.—Contract time of Manuka 21½ days.—Contract time 21½ days, March to July, 1910.

5. The round trip for each of the said steamships shall begin and end at Sydney in the State of New South Wales, calling at Brisbane, Fiji, Honolulu and the outer wharf in the City of Victoria on each and every voyage as aforesaid. The first voyage in performance of this agreement shall commence and be made from Sydney aforesaid on the second day of August one thousand nine hundred and nine and subsequent voyages after the first shall commence and be made from Sydney aforesaid on dates and at times to be from time to time appointed for that purpose by the minister. The duration of each voyage from Brisbane to Vancouver and from Vancouver to Brisbane shall not exceed twenty-two and a half days including detention at Honolulu on each voyage both outward and homeward, provided always and it is expressly agreed by the contractors that the duration of the voyage by the *Makura* shall not exceed 21½ days, and provided also that during the months of March, April, May, June and July in the year 1910 the contractors shall replace the said steamship *Moana* by the steamship *Marama* or *Manuka* or other steamship equal thereto, and that the duration of each voyage from Brisbane to Vancouver and from Vancouver to Brisbane during the said months of March, April, May, June and July by the said steamship *Marama* or other steamship shall not exceed twenty-one and a half days.

9-10 EDWARD VII., A. 1910

Four-weekly Service.—Commencement and Completion of Voyages.—Minister's Decision to be Final.

4. The said service shall be four-weekly and the said steamships shall leave the said ports of Sydney, Brisbane and Vancouver on the days and at the time to be from time to time appointed for that purpose by the minister after consultation with the Postmaster General of Australia. Each voyage shall be deemed to commence as soon after the completion of the embarkation of the mails intended to be thereby conveyed as having regard to practical considerations the anchor of such vessel can be weighed or the vessel can be loosed from its moorings and each such voyage shall be deemed to be completed when the vessel has arrived and been anchored or moored at some position in the port of destination from which the mails can be conveniently disembarked and the times of the commencement and completion of every voyage shall be ascertained and recorded by the officers of the minister in pursuance of arrangements to be made from time to time by him for such purpose and the decision of the minister as to all questions relating to any such times or periods shall be final and conclusive.

Calls at U. S. Ports.

5. The said steamships shall not during the continuance of this contract call at any port in or of the United States of America (Honolulu only excepted).

Passenger and Freight Rates.

6. The said steamships shall each according to its capacity carry both outward and homeward all the freights and passengers which may be reasonably offered and obtained and at tariff rates both as to passengers and freights which shall be approved by the Governor General of Canada in Council and after consultation with and approval of the Australian Executive body.

No discrimination to be made against Canadian ports, railways, merchants or shippers.

7. No discrimination shall be made as regards tariff rates for either freights or passengers in any manner directly or indirectly against any Canadian ports or against any Canadian railway or railway company or against any Canadian merchants or shippers, but Canadian merchants or shippers shall at all times have preference for the carriage of their goods over other merchants and shippers as far as regards the Canadian connection.

Carriage of Mails.

8. During the continuance of this agreement the said steamships shall at the cost and expense of the said contractors receive and carry on each and every voyage all such mails as shall be or may be tendered for conveyance to the said steamships or to the masters or any officers on board of the same at the ports of Vancouver and Victoria aforesaid by or on behalf or under the direction of the minister for the time being his officers, agents or servants and shall deliver such mails at their proper ports of destination upon the sailing route of the said steamships, as herein indicated, and in order to the due and proper performance of this covenant the said steamships shall each be provided with sufficient and convenient accommodation and protection for all such mails to the satisfaction of the minister for the time being and the contractors shall further take all reasonable and necessary precautions for the protection of such mails while upon the said steamships, from loss, damage or injury in any way, and shall be responsible for any loss or damages thereto caused by the negligence or want

SESSIONAL PAPER No. 10e

of proper care or accommodation on the part of the contractors, or their agents or servants, or on the part of the officers or employees or crew on board of the said steamships, and in this connection it is specially covenanted and agreed by the contractors that this agreement shall be subject to the steamships to be employed in carrying the mails thereunder having on board in the pay of the contractor labour approved of by the minister.

Landing, etc., Mails.

11. The contractors and all commanding and other officers in charge of the vessels employed under this agreement shall at all times punctually attend to the orders and directions of the minister or his officers or agents as to the mode, time and place of landing, transshipping, delivering and receiving the mails subject to the special provisions here in contained and so far as such orders and directions are reasonable and consistent with the safety of the vessels.

Calls at Brisbane.

14. The said steamships shall remain in the Port of Brisbane not less than twenty-four hours or such lesser period as may be approved by the Honourable the Postmaster General of Australia on both homeward and outward voyages and shall whenever practicable discharge and load alongside the railway wharf at Pinkenba in the Brisbane river.

Delay of steamers for twenty-four hours to receive mails.

16. The minister shall, in case of need and for the purpose of duly forwarding such mails as may be required, have the right to delay the sailing of any of the said steamships for the space of twenty-four hours, but in no case shall the minister exercise the right hereby conferred after the delivery on board such steamships in the ports of Vancouver and Victoria of the mails from Canada and other places intended for conveyance thereby which mails shall be delivered on board with all reasonable despatch.

Assignment, etc., of Contract.

20. This agreement shall not nor shall any right or interest therein be assigned, underlet or otherwise disposed of without the consent in writing of the minister to such assignment having been first obtained, unless it be to a Limited or Joint Stock Company, of which the contractors shall be principal shareholders or stockholders.

Manifests, customs certificates, and other proof of performance of service to be furnished.

21. The contractors shall from time to time furnish to the minister full and complete copies of the manifests of the cargoes and lists of the passengers carried by each of the said steamships on its outward and its homeward voyages certified by the proper customs officials and also such other documents, information and evidence as may be reasonably required by the minister to show the volume, extent and value of the trade carried on by the said steamships, and such other customs certificates, documents and evidence as may be necessary, or as may be reasonably required by the minister to prove the performance of the service herein contracted for and to enable the minister to judge as to whether this agreement is being properly and faithfully carried out and performed, and the furnishing of such certificates, documents, information and other evidence as hereinbefore specified, shall be a condition precedent to the payment of the subsidy hereinafter provided or any portion thereof.

9-10 EDWARD VII., A. 1910

Amount of subsidy: £37,090 18s. 2d. per annum.

22. That the minister shall pay to the contractors subject to their faithful performance of all covenants, agreements and stipulations to be performed on their part, pursuant to this agreement, a subsidy of thirty-seven thousand and ninety pounds eighteen shillings and two pence (£37,090 18s. 2d.) per annum, in proportionate instalments for each and every round trip performed by each of the said steamships in accordance with the intention of this agreement, provided however, that no amount or instalments of subsidy shall be payable at any time unless it appears to the satisfaction of the minister that up to the time of such payment there has been no breach on the part of the contractors of any of the covenants, provisions or stipulations of this agreement.

Deductions from Subsidy.

23. If at any time or times the mails required to be conveyed by the contractors under this agreement between Vancouver and Sydney and vice versa shall not be conveyed from Vancouver to Brisbane, or from Brisbane to Vancouver, within the respective periods of transits hereinbefore prescribed in that behalf, then, and so often as the same shall happen there shall be deducted from the subsidy which but for this provision would be payable to the contractors a sum of thirty pounds (£30) for every complete period of twenty-four hours by which the time actually occupied in the conveyance of such mails from Brisbane to Vancouver, or Vancouver to Brisbane, as the case may be, shall have exceeded the period of transit hereinbefore prescribed in that behalf, provided always, that no deductions shall be made from the said subsidy by reason of any such default or failure as in this clause mentioned which may be proved to the satisfaction of the minister to have arisen wholly or in part from any cause or causes altogether beyond the control of the contractors.

Deductions from subsidy are not penalties.

24. Each of the deductions hereinbefore mentioned and hereby agreed to be made shall be made and the subsidy be reduced accordingly although no damage or loss shall have been sustained by reason of or in connection with such default and (except in such cases as in the last preceding clause hereof expressly provided) from whatever cause or causes any such failure or default shall have arisen and no such deduction shall in any case be deemed to be a penalty or in the nature of a penalty, and the payment by the minister of what shall from time to time remain due in respect of the said subsidy after making any such deductions as aforesaid, shall in no case prejudice the right of the minister to treat the failure of the contractors to provide an appropriate vessel at any appointed place or time or to perform any service at or within the appointed period as a breach of this agreement.

Termination of Agreement.

25. This agreement shall remain in force until thirteen round voyages have been performed according to the true intention of these presents, provided that the minister shall have the right at any time by giving notice in writing under his hand, to determine this agreement and every matter and thing herein contained if it shall appear to him that there has been any material breach on the part of the said contractors of any of the covenants, stipulations, agreements or provisions herein contained and entered into on the part of the contractors, and it is hereby declared and agreed that the minister shall at all times be the sole and final judge as to whether there has been any such breach and his determination shall be final and conclusive.

SESSIONAL PAPER No. 10e

Substitution for Disabled Steamers.—No Member of Canadian House of Commons to be Admitted to Share of Agreement.

26. Provided, however, and it is the true intent and meaning of these presents that if the said steamships any or either of them or any steamship replacing either of such steamships under this proviso shall be by the perils of the sea or other unavoidable casualty, lost, destroyed or temporarily disabled from performing their voyages according to the true intent and meaning of the agreements, stipulations and provisions herein contained, such loss or disability shall not be deemed to be a breach of these presents or any matter or thing herein contained, but the said contractors shall in such case, as soon as reasonably may be, having regard to the circumstances, replace the said steamships or steamship so lost or destroyed by others or another of equal class, speed, equipment, character and capacity to the satisfaction and approval of the minister, or to the like satisfaction and approval repair the damage done in case the said steamship has been only temporarily disabled and continue the said service herein contracted for with such substituted or repaired steamship with as little loss of time as possible under all the circumstances, provided always that there shall be no payment of any subsidy in respect of any voyage not actually and fully performed, provided further that the minister shall be the sole judge and have the final right of determination as to whether any suspension or temporary discontinuance of or delay in the said regular four-weekly service has been actually caused by the perils of the sea or other unavoidable casualties within the meaning of this proviso and his finding and determination thereon shall be conclusive. It is a condition of these presents that no member of the House of Commons of Canada shall be admitted to any share or part of this contract or agreement nor to any benefit to arise therefrom.

Description of Vessels Employed.

NAME.	DIMENSIONS.		TONNAGE.		PASSENGER ACCOMMODATION.			Refrigerator Space.	N. H. P.	Speed.	BUILT.		
	Length.	Breadth.	Depth.	Net.	Gross.	Capacity.	1st Class.	2nd Class.	3rd Class.		At	In	Of
	Feet.	Feet.	Feet.							Knots.			
Macania.....	420.3	53.2	31.2	3,352	6,437	2,500	220	72	116	15	Greenock.....	1907	Steel.
Makura.....	480	58	35	4,920	8,200	3,000	270	114	72	15½	Glasgow.....	1908	Steel.
Maudka.....	368.7	47.2	31.1	2,784	4,505	1,500	180	103	75	15	Dumbarton.....	1903	Steel.
Avorangi.....	380.0	46.0	31.9	2,782	4,268	2,200	89	79	45	14	Glasgow.....	1883	Steel.
Moana.....	350.4	44.1	32.6	2,414	3,915	1,700	136	80	98	14	Dumbarton.....	1897	Steel.

SESSIONAL PAPER No. 10e

Distances.

The distances on the route are given as follows:—

	Miles.
Vancouver to Victoria.....	85
Victoria to Honolulu.....	2,351
Honolulu to Suva, Fiji.....	2,775
Suva to Brisbane.....	1,545
Brisbane to Sydney.....	500
	<hr/> 7,256

TRAFFIC RETURNS.

Calendar Year.	Passengers Carried.	Freight Carried.	Live Stock.	Mails.	Subsidy Paid.
	Number.	Tons.			\$ cts.
1907.....	In.....2,931 Out.....1,756 Total...4,687	12,768 17,816 30,684	Not stated.	Not stated.	138,853 10
1908.....	In.....2,910 Out.....2,797 Total...5,707	7,930 14,180 22,110	Not stated.	Not stated.	222,164 96
1909.....	In.....2,983 Out.....23,444 Total...5,397	22,009 23,444 45,453	18 29 47	4,564 6,163 10,727	215 213 428
					(Part of this is on account of 1907 service). 180,509 00

168.

CANADA AND GREAT BRITAIN.

ALLAN LINE.

Vote 168.—Ocean and Mail Service between Canada and Great Britain.

1909-10	\$600,000
1910-11	\$600,000

The service, as at present run, is under terms of a contract entered into with Messrs. H. & A. Allan, as representing the Allan Line Steamship Company, Limited, bearing date of January 19, 1906, and which expires on May 1, 1912. The principal provisions *inter alia* are as follows:—

Period of Contract.

1. 'The contractors owning or controlling in their capacity aforesaid the steamers *Virginian* and *Victorian*, each of guaranteed seventeen knots effective speed, and other

9-10 EDWARD VII., A. 1910

steamers which may be approved by the minister, and being about to contract for the construction of two other steamers of guaranteed eighteen knots effective speed, to be delivered and ready to commence running on the service hereinafter described on or before the first of August, 1907, will, on the first day of August, 1906, commence to perform and hereafter will carry on the service hereinafter described, that is to say, a regular weekly steamship service between Canada and Great Britain until the first day of May, 1912, unless sooner terminated under the provisions of section 28 hereof.

Steamers to be Employed.

2. 'Until the said eighteen knot steamers are ready to commence running, the service shall be performed by the steamers *Victorian*, *Virginian*, *Tunisian*, with a fourth steamer equal in effective speed and otherwise to the *Tunisian*, and such other steamers as may be necessary for the effectual running of the service, and as may be approved by the minister.

3. 'The contractors agree to build and place in the service by August 1, 1907, two steamers guaranteed to develop twenty knots on their trial trip on the measured mile, and of guaranteed eighteen knots effective speed.

Number of voyages per annum.

4. 'The steamers *Victorian*, *Virginian*, *Tunisian*, with a fourth steamer equal in effective speed and otherwise to the *Tunisian*, and such other steamers as may be approved by the minister shall, until the two eighteen knot steamers have been placed in the service, perform ten complete round voyages per annum each, and after the two eighteen knot steamers have been placed in the service, they and the *Victorian* and the *Virginian* shall each perform ten complete round voyages per annum.

Subsidy: Amount per voyage.

The subsidy is as follows:

£2,500.

(a.) For each complete round voyage between Liverpool and Rimouski or North Sydney, performed at the rate of eighteen knots per hour, 2,500 pounds sterling.

£3,000.

(b.) For each complete round voyage between Liverpool and St. John or Halifax, performed at the rate of eighteen knots per hour, 3,000 pounds sterling.

£2,000.

(c.) For each complete round voyage between Liverpool and Rimouski or North Sydney, performed at the rate of seventeen knots per hour, 2,000 pounds sterling.

£2,500.

(d.) For each complete round voyage between Liverpool and St. John or Halifax, performed at the rate of seventeen knots per hour, 2,500 pounds sterling.

£1,000.

(e.) For each complete round voyage performed at the rate of fifteen knots per hour, 1,000 pounds sterling.

SESSIONAL PAPER No. 10e

Time of Payment.

‘Such subsidy being payable at the end of each quarter for all voyages fully run and completed during each quarter, that is, at the close of the months of September, December, March and June, during the continuance of this contract; provided, however, that no amount or instalment of subsidy shall be payable or paid at any time unless it appears to the satisfaction of the minister that up to the time of such instalment becoming due, as herein stipulated, the service herein described and defined has been fully and faithfully performed, and that all provisions and stipulations as to dates of sailing, speed and duration of voyages, have been in all respects faithfully observed and carried out according to the true intent and meaning of these presents; and it is a further condition of this contract that the contractors shall, on the completion of each voyage, furnish the minister with such certified extracts from the steamer’s log, together with track charts of the voyage, or any other information required, as will enable him to determine whether the service on such voyage has been within the requirements of this contract.

Withdrawal of Vessels.

- (a.) ‘Provided always, that at no time during the continuance of this contract, except for thirty days between any fifteenth day of December and the following fifteenth day of February, shall more than two vessels of the seventeen and eighteen knot class be withdrawn at the same time from the service hereinbefore described.

Winter Service.

6. ‘It is further understood and agreed that the service to be performed during the season of closed navigation on the St. Lawrence shall be as follows:—

‘Between the port of Liverpool and the ports of Halifax and St. John, one of the said steamers sailing on each westbound trip from Liverpool each Thursday, or on such other day as may be approved by the minister, for Halifax and St. John, and calling at Moville for the embarkation of the mails, if the call at that port be adhered to, and at Halifax for the landing of such mails; and one of the said steamers sailing on each eastbound trip from St. John each Saturday, or on such other day as may be approved by the minister, for Liverpool, calling at Halifax for the embarkation of the mails, and at Moville for the landing of such mails, if the call at that port be adhered to; it being understood and agreed that if from any cause it should prove impossible for the steamers performing the service to secure sufficient cargo at St. John during the winter season, or if at any season there is inadequate accommodation in the harbour at St. John for any of the said steamers, the minister may, in his discretion, relieve the contractors from the obligation of proceeding to or starting from that port on any particular voyage or voyages.

Summer Service.

7. ‘It is further understood and agreed that the service to be performed during the season of open navigation on the River St. Lawrence shall be as follows:—

- (a.) ‘On all voyages from Montreal and Quebec eastward to Liverpool the steamers shall be at liberty to proceed by way of the Straits of Belle Isle, and upon all such voyages the port of call below Quebec shall be Rimouski for the embarkation of the mails and at Moville (if the Moville call be adhered to) for the landing of the mails.
- (b.) ‘On all voyages westward from Liverpool the steamers shall call at Moville for the embarkation of the mails (if the Moville call be adhered to) and shall

9-10 EDWARD VII., A. 1910

be at liberty to proceed by way of the Straits of Belle Isle, and on all such voyages the port of call below Quebec shall be Rimouski for the landing of the said mails.

- (c.) 'On all voyages eastward or westward from or to Montreal and Quebec via Cape Race the port of North Sydney may, at the option of the minister, be substituted for the port of Rimouski for the embarkation or landing of the said mails.

Tenders at Rimouski and North Sydney.

8. 'It is understood and agreed that at Rimouski and North Sydney the mails are to be delivered to and received from tenders supplied by the postal authorities of Canada.

Distances.

9. For the purpose of this contract the following shall be understood to be the distances between the points hereinafter mentioned, *i.e.*, between Merville and Rimouski via Belle Isle, 2,300 miles, and between Merville and Rimouski via Cape Race, 2,500 miles, except when it may become necessary for steamers to deviate to the southward to avoid ice, in all which cases the actual number of miles travelled upon the voyage, not exceeding in any instance 2,800 miles, shall for the purposes of this contract be taken to be the distance aforesaid; and between Halifax and Merville, 2,255 miles, except when it may become necessary for steamers to deviate as aforesaid, in all which cases the actual number of miles travelled upon the voyage, not exceeding in any instance 2,550 miles, shall for the purposes of this contract be taken to be the distance aforesaid; and between Merville and Sydney, 2,105 miles, except when it may become necessary to deviate as aforesaid, in all which cases the actual number of miles travelled upon the voyage, not exceeding in any instance 2,405 miles, shall for the purposes of this contract be taken to be the distance aforesaid.

Cold Storage.

10. 'It is understood and agreed that each steamer while run under this contract shall be fitted with adequate cold storage accommodation to the satisfaction of the minister.

Average rate of speed. (See also clause 5).

11. 'The contractors bind themselves to run each of the three classes of steamers hereinbefore referred to at the average rate of speed for each voyage as specified in clause 5, in performing the several voyages from port to port, unless in the opinion of the captain of said steamer the said rate of speed would endanger life or the safety of the ship, or unless the speed of the ship is delayed by reason of fog, ice, snow or stress of weather, or by assisting ships in distress, in any of which events the contractors shall submit to the minister the captain's explanation of the cause of the delay, and such other evidence as the minister may require to enable him to determine, and the minister upon such explanation and evidence shall determine whether the circumstances were such as justified the captain's reduction of the speed of the voyage or sufficiently explain the delay in completing the voyage, and in all cases where such failure to maintain the said average rate of speed is deemed justifiable or sufficiently explained the minister may, in his discretion, omit the voyage in question in calculating the average for the quarter in which such voyage took place, or may deduct the period of such delay in calculating such average.

SESSIONAL PAPER No. 10e

Deductions for delays.

12. 'If during any quarter the mails carried by the steamers *Victorian* and *Virginian* and the two eighteen-knot steamers are not conveyed from port to port at the average rate of the speeds specified in clause 5 for the said four steamers after omitting voyages and deducting delays as provided in the last preceding clause, or if during any quarter the mails carried by the fifteen-knot steamers required for the carrying out this contract are not conveyed from port to port at the average rate of speed specified in clause 5 for the said fifteen-knot steamers, after omitting voyages and deducting delays as provided in the last preceding clause, then, and so often as the same shall happen, the contractors shall furnish to the minister the certified logs of the captains of the steamers showing the causes of the delays, and there shall be deducted from the subsidy payable to the contractors for the said quarter a sum equal to five per cent of such subsidy for every one-quarter knot by which the average speed actually made has fallen below the average speed specified in clause 5 of this contract.

Average rate of speed between December 15 and February 15.

Provided, however, that for the period between any fifteenth day of December and the following fifteenth day of February when steamers of different classes are employed in the service, the average rate of speed shall be arrived at by taking the average of the speeds of all the steamers employed in the service during the said period.

Maximum deduction.

'Provided further, that the total amount of the sum deducted in respect of such default or failure of either of the two classes of steamers mentioned in this clause shall not exceed the full amount of the subsidy allowed the said class for the quarter or period in question.

Subsidy for fifteen-knot Steamers.

13. 'Subject to the provisions of clause 11 hereof, the other steamers required for the carrying out of this contract, and which may from time to time be approved by the minister as provided in clause 2 hereof, shall when in service be entitled to receive a subsidy which will bear the same proportion to the sum of £1,000 as the actual speed made by the said steamers will bear to the speed of fifteen knots per hour.

Freight and passenger rates.

14. 'It is further understood and agreed that the tolls to be charged in the way of either freight or passenger rates between ports on both east and westbound trips shall always under substantially similar circumstances and conditions, be charged equally to all persons, and at the same rate, whether by weight or otherwise, in respect of all traffic of the same description and receiving in carriage the like accommodation; and further, that no toll shall be charged which discriminates against Canadian merchants or shippers or against emigrants to Canada.

Provisions for renewal of Contract.

15. 'If the contractors comply with the terms of this contract then at the expiration hereof His Majesty will enter into a new agreement with the said contractors for a further period of five years for payment to the contractors of such subsidy as His Majesty may then be prepared to pay to any one, provided the contractors by

9-10 EDWARD VII., A. 1910

such new agreement will then undertake to perform such service as His Majesty may then require during the said new five-year term, in such manner and upon such conditions as His Majesty may then prescribe.

Termination of Contract.

Section 28 referred to in section 1, reads as follows:—

28. 'It is declared to be the true intent and meaning of these presents that the minister shall have the right at any time during the continuance of this contract, upon thirty days' notice in writing to the contractors, their successors or assigns, to terminate this contract, and every matter and thing herein contained, if it shall appear to the minister that there has been any breach on the part of the contractors their successors or assigns, of any of the covenants, agreements, stipulations or provisions herein contained and entered into on the part of the contractors; and it is declared and agreed that the minister shall at all times be the sole and final judge as to whether there has been any such breach, and his decision shall be absolute, final and conclusive.'

SESSIONAL PAPER No. 10e

DESCRIPTION OF VESSELS EMPLOYED.

NAME.	DIMENSIONS.			TONNAGE.			PASSENGER ACCOMMODATION.			Refrigerator Space.	N. H. P.	Speed.	BUILT.				
	Length.	Breadth.	Depth.	Net.	Gross.	Capacity.	1st Class.	2nd Class.	3rd Class.				At	In	Of		
	Feet.	Feet.	Feet.														
Victorian.....	520	60·4	38·0	6,744	10,629	4,000	250	300	900	17,260	*12,000	18	Belfast.....	1904	Steel.		
Virginian.....	520·4	60·3	38·0	6,844	10,754	4,000	250	300	900	12,440	*12,000	18	Lanthouse ..	1905	Steel.		
Corsican.....	500·3	61·2	38·0	7,299	11,436	6,000	150	300	1,300	24,270	1,440	15	Whitinch.....	1907	Steel.		
Granupan.....	485·7	60·2	38·1	6,119	9,603	6,100	150	250	1,000	23,320	1,262	15	Lanthouse.....	1907	Steel.		
Hesperian.....	485·5	60·2	38	6,124	9,593	6,100	150	250	1,000	23,320	1,262	15	Lanthouse.....	1908	Steel.		
Tunisian.....	500·6	59·2	39·8	6,802	10,576	8,500	150	250	1,000	21,759	1,346	15½	Lanthouse.....	1900	Steel.		

*1. H. P.—Turbine Engines.

In addition to the above an agreement exists between the Allan Line and the Canadian Pacific Railway Company whereby the following steamers are employed in this service:—

Empress of Britain.	548·8	65·7	36·7	8,024	14,189	6,000	300	350	1,000	28,000	3,200	18½	Govan.....	1906	Steel.
Empress of Ireland.	548·9	65·7	36·7	8,028	14,191	6,000	300	350	1,000	28,000	3,200	18½	Govan.....	1906	Steel.

*L. H. P.—Turbine Engines.

In addition to the above an agreement exists between the Allan Line and the Canadian Pacific Railway Company whereby the following steamers are employed in this service:—

Empress of Britain.	548·8	65·7	36·7	8,024	14,189	6,000	300	350	1,000	28,000	3,200	18½			Govan.....	1906	Steel.
Empress of Ireland.	548·9	65·7	36·7	8,028	14,191	6,000	300	350	1,000	28,000	3,200	18½			Govan.....	1906	Steel.

9-10 EDWARD VII., A. 1910

Distances.

The distance between Liverpool and Rimouski via Belle Isle is stated to be 2,490 miles; between Liverpool and Halifax, 2,450 miles; between Liverpool and St. John, 2,729 miles.

TRAFFIC RETURNS.

Calendar Year.	Number of Passengers Carried.		Tons of Freight Carried.	Live Stock.	Mails.		Subsidy Paid.
1907	Allan Steamers—	13,075	57,487	—	Not Stated.		\$555,432 47
	East	30,356	52,121				
	West						
	Total	43,431	109,608				
	C. P. R. Steamers—						
	East	6,686	25,220				
	West	10,278	27,661				
	Total	16,964	52,881				
	Grand Total	60,395	162,489				
1908	Allan Steamers—			738	Lock Bags	Tied Sacks	578,447 12
	East	14,644	66,955		10,926	5,159	
	West	16,957	56,567		34,745	9,127	
	Total	31,601	123,522		45,671	14,286	
	C. P. R. Steamers—						
	East	21,461	60,312		4,228	10,314	
	West	25,055	51,592		8,478	32,166	
	Total	46,516	111,904		12,706	42,480	
	Grand Total	78,117	235,426		58,377	56,766	
1909	Allan steamers—			738			\$ 582,713 58
	East	12,448	87,342		14,318	8,414	
	West	21,287	80,430		46,477	13,480	
	Total	33,735	167,772		60,795	21,894	
	C. P. R. Steamers—						
	East	11,371	60,432		4,712	8,551	
	West	27,681	54,655		12,131	28,900	
	Total	39,052	115,087		16,843	37,451	
	Grand Total	72,787	282,859		77,638	59,345	

169.

(Atlantic Service.)

ELDER, DEMPSTER & CO.

Vote 169.—Steam Services between Canada and Mexico on the Atlantic and Pacific Oceans.

1909-10	\$116,666.66
1910-11	\$125,000.00

There are two services run under this vote, viz.: from Montreal in summer and Halifax in winter to Mexican ports on the Atlantic; and from Vancouver and Victoria to ports in Mexico on the Pacific coast.

The Atlantic service is performed by Messrs. Elder, Dempster and Company, of Liverpool, England, under terms of a contract bearing date November 8, 1909, and which expires on September 15, 1910. The principal provisions, aside from those common to all contracts, are as follows:—

1. 'The contractors owning and controlling the steamships of the gross and net tonnage hereinafter mentioned, viz.: the *Sokoto* of 3,092 gross and 1,969 net; the *Bornu* of 3,238 gross and 2,070 net; each having passenger accommodation for not less than 60 first-class and 20 second-class passengers, and guaranteed as rating at Lloyds 100 A1, did on or prior to the fifteenth day of September last prior to the date of these presents, place such steamships or such others approved by the minister as were necessary to fulfil the terms of this agreement, on a route between the Dominion of Canada and the Republic of Mexico as hereinafter stated, and have since that date and will continue to maintain therewith until the fifteenth day of September, in the year 1910, a monthly service, as follows:—

(a.) From the port of Montreal during the season of open navigation on the River St. Lawrence, calling at—

- (1.) Charlottetown, in the province of Prince Edward Island, whenever reasonable freight or passengers are offered from that port.
- (2.) Halifax, in the province of Nova Scotia.
- (3.) Nassau, in the Bahama Islands, and
- (4.) A port or ports in the Island of Cuba;

extending each and every such voyage to and calling at the ports of Progreso, Vera Cruz and Tampico, and, when required so to do by the minister, at Coatzacoalcas, in the Republic of Mexico, and upon all return voyages calling at Halifax and, at the option of the contractors, at a port or ports in Cuba and at Nassau.

(b.) During the season of closed navigation on the River St. Lawrence, from the port of Halifax, N.S., to the ports in Mexico hereinafter stated, calling at Nassau; in the Bahama Islands, and a port or ports in Cuba to the ports of Progreso, Vera Cruz and Tampico, and, when required so to do by the minister, at Coatzacoalcas, in the Republic of Mexico, and returning from the said Mexican ports to Halifax, N.S., and calling, at the option of the contractors, at a port or ports in Cuba and Nassau.

(c.) The sailings from the Canadian ports of departure being at regular intervals on such fixed dates as may be sanctioned by the minister; such dates to be advertised at least twenty days in advance of each of the respective sailings.

9-10 EDWARD VII., A. 1910

Speed.

2. Each of the said steamers while employed as herein agreed shall, on all north and south bound voyages, run at an average speed of not less than ten knots per hour, extraordinary conditions of the weather excepted.

Subsidy, \$50,000 per annum.

3. Subsidy is payable at the rate of fifty thousand dollars (\$50,000) per annum, in monthly payments of four thousand one hundred and sixty-six dollars and sixty-six cents (\$4,166.66) on the completion of each monthly round voyage so run in compliance with the terms of this agreement.

Time-tables—Deductions from Subsidy.

5. 'It is understood and agreed to be a further condition of these presents that the contractors shall from time to time furnish the minister with time-tables showing the proposed sailings, and upon the same being approved by the minister they shall be duly advertised in such manner as he may direct; and it is also agreed that in case either of the steamers herein named, or a substitute steamer sanctioned by the minister, does not sail from a terminal port as herein specified within three days of the date fixed by such time-tables, there shall be deducted from the amount of subsidy payable for such voyage a sum equal to one-tenth of the amount otherwise payable for the performance of such voyage, and so in proportion for further delays or failure of sail from such terminal port; provided, however, that the minister may authorize any vessel to sail at an earlier or a later date than that specified in such time-table should he for any reason deem it advisable to do so.

Freight Rates.

Clause 8 provides that freight rates on both north and south bound trips are to be approved by the minister.

Freight and passengers to be routed via I. C. R.

Clause 9 provides for the delivery of freight from Mexico to the I. C. R. at Halifax, unless otherwise routed by shippers or consignees; under condition that the freight rates on the I. C. R. are not in excess of rates on other railways between similar points. It is also provided that passengers for points in the Maritime Provinces or Quebec are to be handed over to the I. C. R. at Halifax, provided that such routing is controlled by the contractors.

Freight for export to Mexico is, when possible, to be delivered to the I. C. R. at Montreal.

Transportation of Canadian Trade Commissioners.

Clause 10 provides for the free transportation (including meals and berths) of Canadian Trade Commissioners and their wives and children, and also Canadian Commercial Agents, when travelling upon their official duties, or being transferred from one port to another, upon request of the minister. Free transportation for household effects is also to be included.

Accommodation for Halifax Cargo.

11. The contractors further agree to reserve such accommodation as may be required for Halifax cargo upon each trip to Mexico performed during the continuance of this contract.

SESSIONAL PAPER No. 10e

Carriage of Mails.

Clause 13 of the contract provides for the carriage of mails.

Description of Vessels Employed.

NAME.	DIMENSIONS.			TONNAGE.			PASSENGER ACCOMMODATION.		Refrigerator space.	N.H. P.	Speed	BUILT.		
	Length.	Breadth	Depth.	Net.	Gross.	Capacity.	1st Cl.	2nd Cl.				At	In	Of
	Ft.	Ft.	Ft.			D. W.			C. F.		Knots			
Bornu...	345	42·2	23	2,074	3,238	4,300	65	36	Nil.	296	10·5	Barrow.	1899	Steel.
Sokoto ..	345	42·2	23	1,969	3,092	4,210	65	24	Nil.	296	10·8	Barrow.	1899	Steel.

Distances.

The distance from Montreal to Vera Cruz is given as 3,745 miles; from Vera Cruz to Montreal, 2,941 miles.

TRAFFIC RETURNS.

Calendar Year.	Number of Passengers Carried.				Tons of Freight Carried.		Live Stock.	Mails.		Subsidy Paid.	
1907	700				45,811		Not Stated.	Not Stated.		\$50,000 00	
1908		First Class.	Second Class.	Third Class.	Tons Weight.	Tons Meas't.		Lock Bags.	Tied Sacks.	\$50,000 00	
	In.....	49	236	159	4,360	41,870	Nil.	Nil.		
	Out.....	104	526	30	10,495	21,975	Nil.	3	Nil.		
	Total.	153	762	189	14,855	63,845					
1909	In.....	52	44	1	2,110	26,751	4	50,000 00	
	Out.....	76	1,173	14,227	15,239		
	Total..	128	1,217	1	16,337	41,990	4		

169.

CANADA AND MEXICO.

(Pacific Service.)

T. H. WORSNOP.

The service on the Pacific coast is performed by Thomas Herbert Worsnop, of London, England, under terms of a contract bearing date March 11, 1909, for a period of three years from the first sailing of such steamers. The principal provisions, aside from those common to all contracts, are as follows:—

Ports of Call.—Frequency of Service.

1. The contractor, controlling two or more steamships sailing under the British flag or Mexican flag, each of a carrying capacity of not less than 3,500 tons, with a guaranteed rating at Lloyds as A 1, and having adequate passenger accommodation, will within four months from the 1st of May, 1909, place the same or other steamships of like or greater capacity, approved by the minister, on a route between Vancouver and Victoria, in the province of British Columbia, and the ports of Mazatlan, Manzanillo, Acapulco and Salina Cruz, situate on the Pacific coast of the Republic of Mexico; and will therewith maintain for a period of three years from the first sailing of such steamers from the terminal port of Vancouver or Salina Cruz, a regular monthly service between such terminal ports and calling on all voyages both south and north-bound at the aforementioned intermediate ports, and at such other ports in the province of British Columbia and the Republic of Mexico as may be approved by the minister, sailing from each such terminal ports regularly once in each calendar month and on such fixed days as may be sanctioned by the minister; such dates to be advertised at least twenty days in advance of sailings; and shall complete each year during the continuance of this contract twelve full round voyages.

Calls at United States Ports.

2. Permission is granted for the steamers to call at either the port of San Pedro or San Diego, United States, south bound, to deliver cargo from a British Columbia port; but they are not permitted to load United States cargo for Mexico. When northbound they are permitted to deliver cargo at the said United States ports from a Mexican port when sufficient inducement is offered; but they are not required to make a call at any one of said United States ports if sufficient cargo is not offered to cover cost of such a call.

Speed.

3. Each of the steamers employed as herein agreed shall on all south and north-bound voyages run at an average speed of ten knots per hour, extraordinary conditions of the weather excepted.

SESSIONAL PAPER No. 10e

Passenger freight rates.

4. The contractor shall carry on each trip of any steamer employed under this contract according to its capacity, all the freight and passengers which may be reasonably offered or obtained, and at tariff rates both as to passengers and freights which may be from time to time approved by the minister.

Transportation of Canadian Trade Commissioners, etc.

Clause 8 provides for the free transportation of Canadian Trade Commissioners, their wives and children, and household effects, when requested by the minister.

Subsidy: \$50,000 per annum.

This subsidy is at the rate of fifty thousand dollars (\$50,000) per annum, payable in monthly instalments of \$4,166.66, or upon the completion of each round voyage from Vancouver.

Carriage of Mails.

Clause 13 of the contract provides for the carriage of mails.

Calls at foreign ports.

16. The steamers employed in carrying out the provisions of this contract shall not on any of their trips, while employed in this service, call at any foreign port not specified in this contract, Mexican ports excepted.

Description of Vessels Employed.

NAME.	DIMENSIONS.			TONNAGE.			PASSENGER ACCOMMODATION.		Refrigerator space.	N. H. P.	Speed Knots	BUILT.		
	Length.	Breadth	Depth.	Net.	Gross.	Capacity.	1st Class.	3rd Class.				At	In	Of
	Ft.	Ft.	Ft.						Cu. Ft.					
Lonsdale	540	41	26.5	2,043	3,170	4,500	20	25	Nil	292	11.25	Sunderland.	1890	Steel.
Georgia	335	40	27.7	1,778	2,797	4,000	20	25	Nil.	370	11	Newcastle-on-Tyne	1889	Steel.

Distances.

The distance from Vancouver to Salina Cruz is 2,965 miles; from Salina Cruz to Vancouver via Guaymas, 3,572 miles.

9-10 EDWARD VII., A. 1910

TRAFFIC RETURNS.

Calendar Year.	Passengers Carried.		Freight Carried.	Live Stock.	Mails.	Subsidy Paid.
1907	57		7,110	Not Stated.	Not Stated.	\$33,333 29
1908	In.....	83	3,358	Nil.	5	\$45,833 33
	Out.....	69	16,368	Nil.	10	
	Total.....	152	19,726	Nil.	15	
1909	In.....	30	11,116	Nil.	42	\$50,000 60
	Out.....	30	12,526	Nil.	29	
	Total.....	60	23,642	Nil.	71	

170.

CANADA AND NEWFOUNDLAND.—REID NEWFOUNDLAND COMPANY, LTD.

Vote 170.—Steam Service or Services between Canada and Newfoundland.

1909-10	\$18,000
1910-11	\$18,000

This service is performed by the Reid Newfoundland Company, Limited, of St. John's, Newfoundland, under terms of a contract bearing date July 21, 1909, which expires on March 31, 1910, and the principal provisions of which are as follows:—

Frequency of service.—Ports of call.

1. The contractors having on the first day of April next preceding the date of these presents, placed the steamship *Bruce*, described as a steel screw steamship having a speed of 16 knots, 1,155 gross tonnage, classed 100 A1 at Lloyds, with double bottom of cellular construction, on the route hereinafter described, will establish and maintain until March 31, 1910, a regular steamship service between North Sydney, in the province of Nova Scotia, and Port aux Basques, in Newfoundland, and the contractors hereby further agree to furnish such other steamship or steamships as may be necessary from time to time, which steamships shall be subject to the approval of the minister, for the proper performance of the service herein-after described, and which said service shall consist of a complete round trip each day, except Sunday, between the ports of North Sydney and Port aux Basques, but should there for any reason not be six round trips during each week there shall not be less than three complete round trips between the said ports each week during the

SESSIONAL PAPER No. 10e

continuance of this contract, excepting that if in any week Port aux Basques be blocked and the steamer is compelled to go to Placentia, two round trips instead of three shall be the minimum number in any such week.

Government Wharfs.

In consideration of the subsidy herein stipulated the contractors agree to call at all government wharfs when such is practicable and when such wharfs are available.

Subsidy: 18,000 per annum.

2. Subsidy is payable at the rate of eighteen thousand dollars (\$18,000) per annum, but in case the full six complete round trips are not performed each week, a reduction of sixty-four dollars (\$64.00) shall be made for each round voyage not so performed, or a reduction of one-half the said sum of sixty-four dollars (\$64.00) for each single trip not so performed, and should there be from any cause whatever, less than three complete round trips in any one week, no subsidy, or part thereof, shall be paid on account of any service performed during such week, unless it be established to the satisfaction of the minister that such failure has been caused by stress of weather; the said subsidy to be paid quarterly, viz.: for the periods ending the 30th days of June and September, and the 31st days of December and March, during the continuance of this contract.

Calls at foreign ports.

6. The steamers employed in carrying out the provisions of this contract shall not on any voyages either outward or homewards call at any foreign port not specified in this contract.

Transportation of Canadian Trade Commissioners.

15. The Canadian Trade Commissioners and their wives and children, or Canadian Commercial Agents, shall be granted free transportation, meals included, with first-class accommodation, and free transportation for their household effects, upon any steamships employed by the contractors in the performance of this contract, when requested to do so by the Minister, and when the said Commissioner or Commercial Agent is travelling upon his official duties, or being transferred from one official post to another.

Description of Vessels Employed.

NAME.	DIMENSIONS.			TONNAGE.			PASSENGER ACCOMMODATION.			Refrigerator space, Cu. Ft.	N. H. P.	Speed.	BUILT		
	Length.	Breadth.	Depth.	Net.	Gross.	Capacity.	1st Class.	2nd Class.	3rd Class.				At	In	Of
	Ft.	Ft.	Ft.												
Bruce ..	236·6	32·6	19·7	343	1,155	72	218	Nil.	350	16	Point-house.	1897	Steel.
Glencoe	208	30·1	16·7	336	767	42	125	Nil.	185	13	Point-house.	1899	Steel.

9-10 EDWARD VII., A. 1910

Distances.

The distance from Port aux Basques, Nfld., to North Sydney, N.S., is 102 miles.

TRAFFIC RETURNS.

No service was run during 1907.

Calendar Year.	Passengers Carried		Tons Freight Carried.	Live Stock.	Mails.		Subsidy Paid
	First Class.	Second Class.			Sealed Bags.	Tied Sacks.	
1908	5,351	9,223	10,176	764	2,112	11,796	\$12,272
1909	In...3,759	5,511	8,917	449	973	1,152	\$2,646 50
	Out...4,222	7,630	969	954	12,885	
	Total7,981	13,141	9,886	449	1,927	14,037	

171.

CANADA AND NEW ZEALAND.

RICHARD A. ALLEY.

Vote 171.—Steam Service between Canada and New Zealand

1909-10	\$50,000
1910-11	\$50,000

This service is performed under the terms of a contract entered into with Richard A. Alley, of Vancouver, B.C., dated December 28, 1905, and which expired on the completion of three full years' service. The service was commenced on April 26, 1906, and terminated on April 25, 1909. The principal provisions, aside from those common to all contracts, are as follows:—

Ports of Call—Frequency of Service.

1. The contractor being the owner of or having control of the steamship *Africander* of 2,742 tons gross register, and other steamers, will therewith within three months from the date hereof or with steamships of like class, rating, and of not less capacity, approved by the minister, establish a regular service between the port of Vancouver, in the province of British Columbia, and the ports of Auckland, Wellington, Littleton, Dunedin and Bluff, in the colony of New Zealand, such service to commence by one of the said steamers sailing from one of the said ports in New Zealand for Vancouver within three months from the date of the signing of the new Zealand agreement, to be followed by the other two months later, the first one sailing on the return from Vancouver within two months following the date of the first

SESSIONAL PAPER No. 10e

sailing from New Zealand to be followed by the other two months later and, to so continue sailing from both terminal ports at intervals of two months during the continuance of this contract, with the option on the part of the contractor of calling on all or any trips at Fiji, and with the further option of also calling at the port of Victoria, in British Columbia, on any or all trips run.

Calls at New Zealand Ports.

2. 'It is understood and agreed that in so far as the above named ports in New Zealand are concerned, calls shall be made on each trip at three of them alternating as occasion may require, and with the option on the part of the contractor of calling at other New Zealand ports when found necessary, such further calls, however, not to interfere with the regular running of the service or the sailing from New Zealand on such dates as may be fixed in terms hereinafter provided.

Improvement of Service.

3. 'It is understood and agreed that should the traffic over the route named so increase as to warrant the putting on of larger steamers or of sailing the steamers more frequently than hereinbefore provided, the contractor is to furnish and run such steamers or such more frequent service, always subject to the approval of the minister as to sailing dates and conditions, without, however, any additional subsidy being payable than that hereinafter provided.

Subsidy; £10,000 per annum.

This subsidy is payable at the rate of ten thousand pounds sterling (£10,000) per annum, payable in five instalments of one thousand and six hundred pounds (£1,600) each, on the completion of each of five full round voyages; and the balance of two thousand pounds (£2,000) on the completion of a year's service as herein contracted for; and in like manner and like instalments during each year's continuance of this contract:

Equipment of Steamers.

7. 'The steamers to be employed as herein specified, shall at all times during the continuance of this contract, be fully seaworthy, well officered, manned, victualled, equipped, provided and furnished, having regard to the service which the contractor has hereby undertaken to perform; and shall have ample and suitable accommodation for the mails and freight to be carried over the routes specified; and shall, at all times, carry boats and life-saving appliances in compliance with the law, and shall be in all respects subject to the approval of the minister.

Carriage of Mails.

Under clause 8 of the contract, the contractors are required to carry any mails that may be tendered to them by the Post Office authorities of Canada.

Calls in Australia and Honolulu.

20. 'It is understood and agreed that when other cargo is not available, the steamers employed in the service may call at a port or ports in Australia and at Honolulu to load and discharge cargo; provided always that such additional call or calls shall not be of such a character as to prevent the steamer taking up her sailing date at the appointed time from a terminal port; and it is further understood that any such variation from the usual direct route shall not be made in manner to compete with the subsidized service between Canada and Australia.

9-10 EDWARD VII., A. 1910

Delays not being by Default of Contractor.

22. 'It is understood and agreed that penalties will not be enforced against the contractor if it be shown that the delay in being ready to proceed to sea or to comply with any other terms of this contract has arisen without neglect or default of the contractor, his agents or servants, or by the act of God, the King's enemies or other force majeure.

Termination of Contract after Commencement of a Steamer's Voyage.

23. 'It is understood and agreed that in the event of one of the contractor's steamers having started on her voyage and the minister shall decide to terminate this contract for any cause or reason beyond the control of and not being the fault of the contractor, the said steamer shall be deemed to have earned the subsidy for the voyage on which she has sailed.

Subsidy from New Zealand Government.

28. 'It is further conditioned, understood and agreed that this contract is subject to the granting by the New Zealand government of a like yearly subsidy to that hereinbefore provided, failing which this agreement is to be null and void from the time such New Zealand subsidy ceases.

Termination of Contract.

29. 'This contract shall terminate on the completion of three full years' service unless sooner terminated under the provisions of sections 18, 19 or 28 hereof.'

Description of Vessels Employed.

The steamers employed in this service were as follows:—

SS. *Den of Ruthven*, built of steel at Whiteinch in 1907; registered at Dundee in 1907; length, 400 feet; breadth, 52 feet; depth, 27.8 feet; net tonnage, 3,116; gross tonnage, 4,937; 530 nominal horse-power.

SS. *Indravelli*, built of steel at Whiteinch in 1897; registered at Liverpool in 1897; length, 400 feet; breadth, 49.2 feet; depth, 35.8 feet; net tonnage, 3,768; gross tonnage, 5,805; 468 nominal horsepower.

Distances.

The distance from Vancouver to Wellington N. Z., is given as 6,500 miles; from Vancouver to Auckland, N.Z., 7,400 miles. These distances are approximate.

TRAFFIC RETURNS.

Calendar Year.	Number of Passengers Carried.	Tons of Freight Carried.		Live Stock.	Bags Mails.	Subsidy Paid.
1907.....	Nil.	19,613		Not stated.	Not stated.	\$40,879 99
		Tons Weight.	Tons Meas.			
1908.....	In.....Nil.	3,200	30	"	150	
	Out.....Nil.	40,750	2,750	"	660	
Total.....		43,950	3,080	Nil.....	810	\$31,146 66
1909, Jan. to June 1	In.....Nil.	520	360	Nil.....	34	\$27,253 31
	Out.....Nil.	422	11,405	Nil.....	119	(Of this amount \$23,359.98 was on account of 1908 service.)
		942	11,765		153	

172.

CANADA AND SOUTH AFRICA.

ELDER DEMPSTER & CO.

Vote 172.—Steam service between Canada and South Africa.

1909-10	\$146,000
1910-11	\$146,000

This service is performed by Messrs. Elder, Dempster & Company, of Liverpool, England, under terms of a contract bearing date May 18, 1907, and which expires September 30, 1912. The principal provisions, aside from those common to all contracts, are as follows:—

Period of Contract.

1. 'During the term of five years from the first day of October, one thousand nine hundred and seven the contractors shall well and efficiently provide work and maintain a service (hereinafter called "the service.") of cargo and mail carrying steamships of the descriptions hereinafter mentioned, sailing from Montreal and calling at Quebec, and at the option of the contractors at other Canadian ports during the St. Lawrence season; and from St. John and calling at Halifax, and at the option of the contractors at other Canadian ports during the remainder of the year (hereinafter called "the Canadian ports"), and proceeding direct to Cape Town and such other South African ports (not less than two other ports) as may be arranged (hereinafter called "the South African ports"), upon and subject to the conditions and provisions hereinafter contained.

2. 'The contractors shall at all times during the said term provide and maintain such steamships of the descriptions hereinafter mentioned (hereinafter called "the steamers") as may from time to time be required for the purposes of the service. Each of the steamers shall:—

Size and Registry of Vessels.

(a) Be a British vessel of not less than five thousand tons deadweight capacity, furnished with adequate cargo space, and shall be a good, substantial and efficient steam vessel of adequate power and speed, and supplied with first-rate appropriate steam engines and in all respects suited to the performance of the service within the respective times herein stipulated, and shall be provided and kept by the contractors seaworthy and in complete repair and readiness to the satisfaction of the minister.

Speed.

(b) 'When employed on the service maintain an average rate of speed of not less than ten knots an hour.

Cold Storage.

(c) 'Be suitably fitted with cold storage accommodation and appliances which shall from time to time be the best known for the purpose and capable of carrying in 10c—3½

9-10 EDWARD VII., A. 1910

such cold storage not less than two hundred tons of cargo. Provided the contractors shall from time to time in the event of goods offering for shipment provide such further cold storage accommodation as shall be sufficient to meet the requirements of the trade offering.

Electric Light and other Fittings.

(d) 'Be supplied with an adequate number of boats and life-saving appliances in compliance with the law, and shall be fitted with electric light and all modern appliances and conveniences and be otherwise constructed, fitted and equipped properly and substantially in a manner suitable for all the requirements of the service and to the satisfaction in all respects and subject to the approval of the minister; provided that the contractors shall, from time to time, in the event of goods being offered for shipment, provide further vessels having such carrying capacity, accommodation and appliances as shall be sufficient to meet the requirements of the trade offering.

Carriage of Mails.

3. 'The steamers are:—

(a) 'To carry all mails sent under the authority of the Postmaster General of the Dominion of Canada (hereinafter called "the Postmaster General") for transmission from Canada to South Africa, irrespective of their origin and ultimate destination.

(b) 'Except such letters as are not required by law to pass through the post office, the contractors shall not receive or permit to be received for conveyance on board any steamer any letters other than those mentioned. No mails shall be conveyed by any such steamer on behalf of any colony or foreign country without the permission of the Postmaster General. The whole postage of any mail conveyed by any steamer shall under all circumstances be at the disposal of the Postmaster General.

Frequency of Service.

4. 'The contractors shall on the first day of October, one thousand nine hundred and seven, and thereafter until the thirtieth day of September, 1912, at least monthly during the first fifteen days of each month, cause one of the steamers properly found in all respects, to leave one of the Canadian ports, and thence to call at the other of the Canadian ports, and thence proceed direct to one of the South African ports, and thence to call at the others of the South African ports; and the contractors further agree, in the event of goods being offered for shipment, to provide such additional vessels having carrying capacity and accommodation and appliances as shall be sufficient to meet the requirements of the trade offered.

Precedence to be given to Canadian Goods and Shippers.

6. 'No preference, priority or advantage whatsoever shall be granted by the contractors as regards the shipment and conveyance of any goods or products, directly or indirectly, against shippers of Canadian goods and products, who shall always have precedence for such Canadian goods and products over all other shippers, provided that such shippers in respect of such Canadian goods and products shall give not less than ten days' notice in writing to the contractors at their office at the port of shipment, specifying the nature and amount of such goods and products before the date advertised for the departure of any steamer of their intention to ship goods and products, who shall at the same time, if required by the contractors, pay a deposit of not less than 10 per cent upon the freight chargeable in respect of the carriage of such goods and products, and subject thereto the contractors shall ship all such goods and products in order of priority according to the time at which the same shall be actually received by the contractors for shipment.

Freight Rates.

7. 'The rates charged by the contractors shall under the same circumstances be the same scale of rates to all shippers and classes of shippers for each class of goods,

SESSIONAL PAPER No. 10e

so that no undue advantage, privilege or monopoly may be afforded to any person or classes of persons in respect of such rates.

Subsidy, \$146,000 per annum.

This subsidy is \$146,000 per annum payable in the city of Ottawa in four quarterly payments payable in the months of January, April, July and October in each and every year during the continuance of this agreement, and subject always to such subsidy being voted by the Parliament of the Dominion of Canada.

Subsidy from any other source.

16. 'The contractors shall not in respect of the services receive or accept any subsidy or aid pecuniary or otherwise from any colony or foreign country or any provincial, civic or municipal authority or any person or persons or corporation or corporations, and should any such subsidy or aid be received by the contractors, the Dominion government may deduct the amount thereof from the amount of the next quarterly payment due and owing under this contract, and so from time to time and as often as the contractors receive such subsidy or aid from any colonial or foreign government, provincial, civic or municipal authority or any person or persons or corporation or corporations; but this provision is not to be deemed as a permission or authority for the contractors receiving any such subsidy or aid.

Calls for coaling.

18. 'Subject to the due performance by the contractors of the obligations imposed on them by this contract, they shall be at liberty in sailing from the Canadian ports to the South African ports to call solely for the purpose of coaling at any ports not situate on the continent of America.

Exemptions from calling at Canadian ports.

19. 'If at any time the contractors furnish to the minister evidence satisfactory to him that sufficient cargo is not forthcoming from any of the ports of call in Canada, he may in his discretion exempt either temporarily or permanently the steamers of the contractors from visiting such ports.

Commencement of Service.

25. 'This contract shall come into force and have effect on and from the first day of October, one thousand nine hundred and seven.'

Description of Vessels Employed.

NAME.	DIMENSIONS.			TONNAGE.			Passenger Acc., 1st Class.	Refrigerator Space.	N. H. P.	Speed.	BUILT		
	Length.	Breadth	Depth.	Net.	Gross.	Capacity, D. W.					At	In	Of
	Ft.	Ft.	Ft.					Cu. Ft.		Kts.			
Melville	385·0	48·8	26·9	2,872	4,439	7,200	12	59,647	359	11	Port Glasgow....	1902	Steel.
Canada Cape ..	260·0	48·0	20·2	2,795	4,286	6,500	6	65,940	372	10	Howdon-on-Tyne..	1904	Steel.
Beniu.	375·2	47·3	18·8	2,788	4,313	7,100	2	9,200	396	11	Wallsend-on-Tyne	1907	Steel.
Bendu	375·2	47·3	18·9	2,821	4,319	7,100	2	9,200	396	11	Wallsend-on-Tyne	1906	Steel.
Monarch	470·0	56·0	31·9	4,776	7,355	12,500	6	26,500	548	11	Wallsend	1897	Steel.
Yola.	356·0	45·2	18·7	2,246	3,504	5,625	12	Nil.	296	10	Sunderland	1898	Steel.

9-10 EDWARD VII., A. 1910

Distances.

The distance between St. John and Cape Town, South Africa, is given as 6,973 miles; between Montreal and Cape Town, South Africa, is 7,333 miles.

TRAFFIC RETURNS.

Calendar Year.	Number of Passengers Carried.	Tons of Freight Carried.		Live Stock.	Mails.	Subsidy Paid.
1907.....	Not stated.....	47,314		Not stated	Nil.	\$146,000 00
		Weight	Meas.			
1908	5	25,690	16,977	69	Nil.	146,000 00
1909	In	161				
	Out	21	29,679	Nil.	Nil.	146,000 00
Total	21	29,840	26,140			

173.

FROUDE'S POINT AND LOCKEPORT, N.S.

MUNICIPAL CORPORATION OF THE TOWN OF LOCKEPORT, N.S.

Vote 173.—Steam service between Froude's Point and Lockeport

1909-10	\$600
1910-11	\$600

This service is performed by the municipal corporation of the town of Lockeport, N.S., under terms of a contract dated June 12, 1908, which expired on March 31, 1909, and was renewed until March 31, 1910.

The principal provisions of the contract are:—

Frequency of Service—ports of Call.

1. The contractor, having maintained from the 1st day of April, prior to the date of these presents, a service of not less than twelve round trips each week on the route between Lockeport, N.S., and Froude's Point, N.S., calling at Rockland with the steamship *D. D. Mann*, of 130.41 gross tonnage and 88.68 net tonnage, with passenger accommodation for 40 people and speed of nine knots, the said contractor hereby agrees to continue and maintain the said service until March 31, 1910.

Government Wharfs.

2. In consideration of the subsidy herein stipulated, the contractors agree to call at all government wharfs when such is practicable, and when such wharfs are available.

Subsidy, \$600 per annum.

3. Subsidy is payable at the rate of six hundred dollars (\$600) per annum, payable as follows:—Three hundred dollars (\$300) upon the first day of October next

SESSIONAL PAPER No. 10e

following the date of these presents, and the balance of three hundred dollars (\$300) upon the completion of the service as hereinbefore defined, or such proportionate sum as may have been earned on the said thirty-first day of March, 1910.

Carriage of mails.

Clause 5 of the contract provides for the carriage of mails.

TRAFFIC RETURNS.

Calendar Year.	Number of Passengers Carried.	Tons of Freight Carried.	Live Stock.	MAILS.		Subsidy Paid.
				Lock Bags.	Tied Sacks.	
1908.....	In..... 3,317	600	Nil.	1,884	900	
	Out..... 3,308	576	"	1,884	900	
Total.....	6,625	1,170	3,768	1,800	\$600 00
1909.....	In, 3,457	1,915	2,150	840	
	Out... .. 3,014	700	2,150	840	\$636 66
Total.....	6,471	1,715	4,300	1,680	

174.

GASPE BASIN AND DALHOUSIE OR CAMPBELLTON.

FRASERVILLE NAVIGATION COMPANY, LTD.

Vote 174.—Steam service from the opening to the closing of navigation in 1910, between Gaspé Basin and Dalhousie or Campbellton.

1909-10	\$15,000
1910-11	\$15,000

A contract dated February 13, 1909, was entered into with the Fraserville Navigation Co., Ltd., of Fraserville, Que., to perform this service. It expires on the close of navigation in 1912. The principal provisions, aside from those common to all contracts, are as follows:—

Frequency of Service.

1. 'The contractors on the opening of navigation on the route between Campbellton aforesaid and Gaspé Basin, in the province of Quebec, in the spring of the year, 1909, that is to say, as soon as the ice will permit of the running of a steamer over the said route, will place the steamer *Canada*, of a length over all of 185 feet, breadth 27 feet, depth 19 feet, gross tonnage about 704 tons, net tonnage about 449 tons, of a speed of 14 knots per hour, fully and properly fitted for the accommodation of over 50 passengers, and having adequate accommodation for such freight as may be offered for conveyance over said route; and will with such steamer maintain a regular semi-weekly service from the opening of navigation in the year of these presents to the close thereof in the autumn of the said year, that is to say, until the ice will not permit of the running of the steamer over the said route, during which period there shall be made at least 60 full round trips from Campbellton to Gaspé basin aforesaid and return, and so in like manner during each year covered by this contract.

9-10 EDWARD VII., A. 1910

Ports of Call.

'On each trip run both to and from Gaspé Basin as aforesaid, the steamer shall call at each of the ports of Dalhousie, Carleton, Maria, New Richmond, St. Charles de Caplan, Bonaventure, New Carlisle, Paspebiac, St. Godfroi, Port Daniel, L'Anse aux Gascons, Newport, Grand Pabos Mills, Little Pabos, Grand River, Little River East, Cape Cove, Barachois de Mal Baie, Percé, Point Peter, Douglstown and Grand Greve.

Period of Contract.

2. 'This contract shall remain in force until the close of navigation in the year one thousand nine hundred and twelve (1912) unless sooner terminated by the minister under the provisions of section 17 hereof.

Subsidy: \$15,000 per Annum.

Subsidy is payable at the rate of fifteen thousand dollars (\$15,000) per annum in equal instalments of five thousand dollars (\$5,000) on each first day of July and October occurring during the continuance of this contract, and the balance of five thousand dollars (\$5,000) of each yearly amount on the completion of each year's service as hereinbefore contracted for; it being understood, declared and agreed that if for any reason there should not have been run in any one season at least sixty full round trips, there shall be deducted a proportionate amount from the final payment otherwise due for each year's service.

Carriage of Mails.

Clause 5 of the contract provides for the carriage of mails.

Description of Vessel Employed.

The s.s. *Canada* was built at Kinghorn, Fife, in 1892, of iron, and registered at Halifax, N.S., in 1905; length, 185.5 feet; breadth, 27.2 feet; depth, 19.5 feet; net tonnage, 449; gross tonnage, 704; 131 horse-power; speed, 14 knots.

Distances—Traffic Returns.

The distance between terminal points is 225 miles.

TRAFFIC RETURNS.

Calendar Year.	Number of Passengers Carried.	Tons of Freight Carried.	Live Stock.	MAILS.		Subsidy Paid.
				Lock Bags.	Tied Sacks.	
1907†.....	East.... 4,108 West.... 5,152	2,908 1,105	Not stated.....	Not stated.		\$13,250 00
Total.....	9,260	4,013	
1908*†.....	East.... 2,560 West.... 2,624	3,834 1,855	11 20	952 952	191 191	\$12,000 00
Total.....	5,184	5,689	31	1,904	382	
1909.....	East.... 2,373 West.... 2,524	760 3,578	11 30	279 472	33 48	\$12,750 00
Total.....	4,897	4,338	41	751	81	

* Statistics for 1908 are estimated only. Actual returns could not be obtained owing to wreck of 'Lady Eileen,' and proposed winding up of Interprovincial Navigation Co.

† Service performed by Interprovincial Navigation Co.

SESSIONAL PAPER No. 10e

175.

GASPE BASIN AND NORTH SHORE RIVER AND GULF OF ST. LAWRENCE.

LOUIS S. CORMIER.

Vote 175.—Schooner service twice per month during the season of open navigation between Gaspé Basin and the North Shore of the River and Gulf of St. Lawrence.

1909-10	\$1,000
1910-11	\$1,000

The service is performed by Louis S. Cormier, of Esquimaux Point, Quebec, under terms of a contract bearing date June 14, 1909, which expires on the close of navigation in that year. The principal provisions, aside from those common to all contracts, are as follows:—

Schooner Service.

1. 'That wherever the word "steamer" occurs in this contract, it shall be read and interpreted as if written or printed "schooner," the intent and meaning of the contract being for a schooner service.

Frequency of Service and Ports of Call.

2. 'The contractor owning or having control of the schooner *H. B.*, of fifty-seven tons register, will therewith, commencing upon the opening of navigation in the present year, run a regular fortnightly service between Gaspé Basin and the following ports on the north shore of the River or Gulf St. Lawrence, calling thereat on all trips to or from Gaspé Basin aforesaid, that is to say, running between and calling at during the remaining season of navigation in the current year from Gaspé Basin to Mingan, Long Point, Mingan, Esquimaux Point, Batchowan, Piastre Bay, Aguanish Isle Michon and Natashquan, and at River St. Jean, Magpie, Thunder River, Shel-drake, when the conveyance of mails, passengers or freight so require; and at such other intermediate ports or places as may be required by the minister.

Government Wharfs.

3. In consideration of the subsidy herein stipulated the Contractor agrees to call at all government wharfs when such is practicable and when such wharfs are available.

Subsidy: \$1,000 per Season.

Subsidy is payable at the rate of one thousand dollars (\$1,000) for the season's service, payable in installments of three hundred and fifty dollars (\$350) on the first day of August next following the date of these presents; a like sum of three hundred and fifty dollars (\$350) on the first day of October next following; and the balance of three hundred dollars (\$300) on the completion of the service herein contracted to be performed; at which time this contract shall cease and determine.

Carriage of Mails.

Clause 6 of the contract provides for the carriage of mails.

9-10 EDWARD VII., A. 1910

Description of Vessel Employed.

The schooner *H. B.* has a tonnage of 57; speed, 8 knots.

Distance.

The distance between terminal points is given as 205 miles.

TRAFFIC RETURNS.

Calendar Year.	Number of Passengers Carried.	Freight Carried.	Live Stock.	Mail Sacks.	Subsidy Paid.
1907.....	50	Not stated ...	Not stated... ..	Not stated	\$800
1908.....	15	In.—415,000 feet shingles. Out.—250 quintals fish; 81,000 feet board; 800 pails lard; 500 bags salt; 21 tons other freight.	75	21	\$1,600
1909.....	31	124,627 ft. lumber 309,000 shingles. 86 boxes 190 tons hardw.. 100 sacks. 64 bags salt. 18 puncheons ... 7,000 laths	2 cows. } 40 hens. }	80	\$1,000

176.

GRAND MANAN AND MAINLAND.

GRAND MANAN STEAMBOAT COMPANY.

Vote 176.—Steam service between Grand Manan and Mainland.

1909-10	\$5,000
1910-11	5,000

This service is performed by the Grand Manan Steamboat Company of Grand Manan, N.B., under terms of a contract bearing date March 17, 1909, and which expires on March 31, 1912. The principal provisions, aside from those common to all contracts, as as follows:—

Period of Contract.

1. 'The contractors will on the first day of April next following the date of these presents, place their steamer, the *Aurora*, on the routes hereinafter described between the island of Grand Manan and the mainland, and will from that date carry on and maintain with the said steamer *Aurora* until the thirty-first day of March, 1912, the following services, that is to say, they will during each of the months of June, July, August and September, occurring during the continuance of this contract, run the said steamer

(a) one trip each week between Grand Manan aforesaid and St. Andrews, on the mainland, via and calling on all trips both going and returning at Campobello and at Eastport, Maine.

(b) one trip each week between Grand Manan and St. John via and calling on all trips both going and returning at Campobello and Eastport aforesaid;

SESSIONAL PAPER No. 10e

(c) one trip each week between Grand Manan and Eastport via and calling on all trips both going and returning at Campobello aforesaid;

(d) one trip each week between Grand Manan and St. Stephen via and calling on all trips both going and returning at Campobello, Eastport and St. Andrews;

And during the remaining eight months of each year occurring during the continuance of this contract will run;

(e) one trip each week between Grand Manan and St. Stephen via and calling on all trips both going and returning at Campobello, Eastport and St. Andrews;

(f) one trip each week between Grand Manan and St. John via and calling on all trips both going and returning at Campobello and Eastport aforesaid;

(g) one trip each week from Grand Manan to St. Andrews, calling at Campobello and Eastport on all trips both going and returning.

Government Wharfs.

2. In consideration of the subsidy herein stipulated, the contractors agree to call at all government wharfs when such is practicable, and when such wharfs are available.

Subsidy: \$7,000 per Annum.

A subsidy is payable at the rate of seven thousand dollars per annum (\$7,000), as follows:—

A first instalment on the first day of the month of July next following the date hereof, of seventeen hundred and fifty dollars (\$1,750); and an equal sum of seventeen hundred and fifty dollars (\$1,750) on each subsequent first days of each of the months of October, January and April occurring during the continuance of this contract.

Carriage of Mails.

Clause 5 of the contract provides for the carriage of mails.

Description of steamer employed.

The ss. *Aurora* above referred to was built at Brooklyn, U.S.A., in 1893 of wood, and registered at St. Andrews, N.B., in 1900; length, 114 feet 8 inches; breadth, 26 feet 6 inches; depth of hold, 10 feet 9 inches; net tonnage, 183; gross tonnage, 364; 32 nominal horse-power; speed, 12 knots.

Distances.

The distance between the various ports are as follows:—

Grand Manan to St. John, via Eastport, 63 miles.

Grand Manan to St. Stephen, via Eastport, 48 miles.

Grand Manan to St. Andrews, via Eastport, 30 miles.

TRAFFIC RETURNS.

Calendar Year.	Number of Passengers Carried.	Tons of Freight Carried.	Live Stock.	Mails.		Subsidy Paid. \$
				Lock Bags.	Tied Sacks.	
1907	6,524	4,407	Not stated.....	Not stated	5,000
1908	6,168	4,016	33	1,561	2,553	5,000
1909	In....3,157 Out....3,804	3,749	378 511	1,841 119	6,500
Total	6,961	3,749	1,389	1,960	

177.

HALIFAX AND CANSO.

HALIFAX AND CANSO STEAMSHIP CO., LTD.

Vote 177.—Steam service between Halifax and Canso

1909-10	\$4,000
1910-11	\$4,000

This service is performed by the Halifax and Canso Steamship Company, Limited, of Halifax, N.S., under terms of a contract bearing date February 27, 1907, and which expires on April 1, 1912. The principal provisions, aside from those common to all contracts, are as follows:—

Frequency of Service—Ports of Call.

1. The said contractors having, prior to the date hereof, placed the steamer *Strathcona* on a service between Halifax and Canso, which steamer having been lost they will replace her by a new one, now building, and will with it, or until completed with a substitute steamer approved by the minister, continue to maintain a regular weekly service between Guysboro' and Halifax, in the province of Nova Scotia, calling on all voyages both ways at Queensport, Canso, Whitehead, Drumhead, Isaacs Harbour, Goldboro, Port Beckerton and Port Hilford; and during the months of January and February occurring during the continuance of this contract, at Port Dufferin, Sonora and Moser's River, all in the province of Nova Scotia, as well as such other port or ports as may be from time to time required by the minister. At any of the above ports of call where a public wharf has been built and is maintained the steamer may be required to call at same when so notified by the minister.

Capacity and Equipment of Steamer.

*It is guaranteed, on the part of the contractors, that the new steamer above referred to shall have a cargo capacity equal to 2,500 barrels, with passenger accommodation for 40 passengers, electric lighted throughout and fitted with proper and adequate refrigeration for the carrying of fresh fish.

Period of Contract—Changes in Service.

2. This contract shall remain in force, unless sooner terminated under conditions hereinafter expressed, until the first day of April, 1912; and it is understood and agreed that the minister may authorize any change or changes in the above service as may not be inconsistent with the terms of the vote covering the payment of the subsidy therefor.

Laying Off Steamer Each Year.

3. It is understood and agreed that the steamer running the service as above may lay off for refitting two trips in each year at such time or times as will least interfere with the requirements of the service.

SESSIONAL PAPER No. 10e

Subsidy, \$4,000 per annum.

Subsidy of four thousand dollars (\$4,000) per annum is payable as follows, that is to say:—

‘In four equal instalments of one thousand dollars each on the first days of July, October and January, and on the completion of each year’s service during the continuance of this contract.

Carriage of Mails.

Clause 5 of the contract provides for the carriage of mails.

Description of Vessel Employed.

The steamer employed in this service is SS. *Scotia*; length, 137 feet; breadth, 27 feet; depth, 9 feet 6 inches; net tonnage, 268; gross tonnage, 376; capacity, 2,000 barrels; speed, 10½ knots.

This new steamer, SS. *Scotia*, went on the route in September, 1907, before which the service was performed by SS. *Dufferin* and SS. *Margaret*.

Distances.

The distance between Halifax and Guysborough is 218 miles.

TRAFFIC RETURNS.

Calendar Year.	Number of Passengers Carried.	Tons of Freight Carried.	Live Stock.	Mails.	Subsidy Paid.
1907.....	624	5,547	Not given . . .	Nil.	\$ 4,000
1908.....	1,779	{ 9,478 weight. 14,818 meas.	{ 52	Nil.	4,000
1909.....	{ In . . . 672 Out . . . 1,019	{ 2,868 weight. 4,293 meas. 5,433 weight. 8,159 meas.	{ 55 6	Nil.	4,000
Total	1,691	{ 8,301 weight. 12,452 meas.	{ 61		

178.

HALIFAX AND NEWFOUNDLAND VIA CAPE BRETON PORTS.

PICKFORD AND BLACK.

Vote 178.—Steam service between Halifax and Newfoundland via Cape Breton ports.

1909-10	\$4,000
1910-11	\$4,000

This service is performed by Messrs. Pickford & Black, of Halifax, N.S., under contract bearing date of March 12, 1909; which expires on the close of navigation in 1909. The principal provisions of the contract, aside from those common to all contracts, are as follows:—

9-10 EDWARD VII., A. 1910

Ports of Call—Duration of Service.

1. 'The contractors will on the opening of navigation in the present year, place their steamer the *Harlaw* on the route between Halifax in the province of Nova Scotia and the west coast of the island of Newfoundland, and will continue to carry on and maintain by means of the said steamer a regular fortnightly service between Halifax and the west coast of Newfoundland, calling both going and returning at St. Peters, Grand Narrows, Baddeck, North Sydney, South Sydney, Ingonish, Neils Harbour and Aspey Bay in Cape Breton, and at St. Pauls Island off the north coast of Cape Breton, whenever the weather will permit a vessel to call at that port, and at Channel, Bay St. George, Codroy, Bay of Islands and Bonne Bay in Newfoundland. Such service to continue uninterruptedly until fourteen complete round trips have been performed or until the close of navigation should it close before the said fourteen trips can be performed, that is to say, until the ice will not permit of the running of a steamer over the route named. The time to be occupied in making each trip of the service hereby undertaken to be performed including the return to Halifax shall not exceed thirteen days.

Government Wharfs.

2. 'In consideration of the subsidy herein stipulated, the contractors agree to call at all government wharfs when such is practicable, and when such wharfs are available.

Period of Contract.

3. 'This contract shall remain in force until the close of navigation in the present year, but shall be subject to renewal for another year at the option of the minister.

Subsidy: \$4,000 per Season.

A subsidy is payable not exceeding four thousand dollars (\$4,000), such subsidy to be payable as follows, that is to say: On the first day of September next following the date of these presents, a sum equivalent to two hundred and eighty dollars (\$280) for each complete round trip which shall have been fully performed according to the intention of these presents previous to that date; and the balance of the subsidy shall be paid on the completion of the season's service.

Carriage of Mails.

Clause 5 of the contract provides for the carriage of mails.

Description of Vessel Employed.

The SS. *Harlaw* above referred to, was built at Port Glasgow in 1881, of iron, and registered at Windsor, N.S., in 1888; length, 165 feet; breadth, 24 feet 5 inches; depth, 11 feet 8 inches; net tonnage, 267; gross tonnage, 451; speed, 10 knots.

Distance.

The distance between Halifax and Bonne Bay, Newfoundland, is 427 miles.

SESSIONAL PAPER No. 10e

TRAFFIC RETURNS.

Calendar Year.	Number of Passengers Carried.	Tons of Freight Carried.	Live Stock.	Mails.	Subsidy Paid.
				Bags.	\$
1907.....	Out.....317	3,980	} Not given.		
	In.....300	2,288			
	Total.....617	6,268		Not given.	2,000
1908.....	Out.....349	3,625	4	14	
	In.....332	1,750	2	4,000
	Total.....681	5,375	6	14	
1909.....	Out.....327	2,300	5	18	
	In.....318	3,350	25	2	4,000
	Total.....645	5,650	30	20	

179.

HALIFAX AND SPRY BAY.

HALIFAX AND SHEET HARBOUR STEAMSHIP COMPANY, LIMITED.

Vote 179.—Steam service between Halifax and Spry Bay.

1909-10	\$2,500
1910-11	\$2,500

This service is performed by the Halifax and Sheet Harbour Steamship Company, Limited, of Halifax, N.S., under terms of a contract bearing date March 12, 1909, and which expires on March 31, 1910. The principal provisions, aside from those common to all contracts, are as follows:—

1. 'The said contractors will, on the first of April next following the date above written, place the steamer *Margaret*, a vessel of 186 tons gross register, with a carrying capacity of about 1,500 barrels, with passenger accommodation for 50 passengers, on a route between Halifax and Spry Bay, both in the province of Nova Scotia, and will from such commencement carry on and maintain until March 31, 1910, a regular weekly service between said ports, calling on all voyages at Jeddore, Owls Head, Tangier, Popes Harbour, Ship Harbour, Sheet Harbour and Sober Island, all in the said province of Nova Scotia, as well as at such other ports or places between the said terminal ports as may be, from time to time, required by the minister.

Government Wharfs.

2. 'In consideration of the subsidy herein stipulated, the contractors agree to call at all government wharfs when such is practicable and when such wharfs are available.

Subsidy: \$2,500 per Annum.

The subsidy is two thousand and five hundred dollars (\$2,500), payable in two equal instalments of twelve hundred and fifty dollars (\$1,250) each in the month of

9-10 EDWARD VII., A. 1910

October next following the date of these presents, and the final instalment of twelve hundred and fifty dollars (\$1,250) upon the completion of the service herein stipulated.

Carriage of Mails.

Clause 5 of the contract provides for the carriage of mails.

Description of Vessel Employed.

SS. *Margaret*, length, 92 ft.; breadth, 19 ft. 6 in.; depth, 8 ft. 6 in.; net tonnage, 99; gross tonnage, 194; 27 nominal horse-power; speed, 11 knots.

The distance between Halifax and Sober Island, via ports of call, is 100 miles.

TRAFFIC RETURNS.

Calendar Year.	Number of Passengers Carried.	Tons of Freight Carried.	Live Stock.	Mails.	Subsidy Paid.
					\$
1907.....	2,186	4,500	Nil.	Nil.	1,250
1908.....	1,935	3,470	Nil.	Nil.	2,500
1909.....In	1,152	920			
Out	1,074	2,710	Nil.	Nil.	2,500
Total	2,226	3,710			

180.

HALIFAX, ST. JOHN'S AND LIVERPOOL.

FURNESS, WITHEY & CO.

Vote 180.—Steam service between Halifax, St. John's Nfld., and Liverpool.

1909-10	\$20,000
1910-11	\$20,000

This service, as at present run, is under terms of a contract entered into with Messrs. Furness, Withy & Company, Limited, of West Hartlepool, England, bearing date March 31, 1909, and which expires on March 31, 1910. The principal provisions, aside from those common to all contracts, are as follows:—

Period of Contract and Sailing Dates.

1. 'The contractors will, on the first day of April, next following the date of these presents, place on a route between the city or port of Halifax, in the province of Nova Scotia, and the city or port of St. John's, in Newfoundland, and the port of Liverpool in England, their steamers the *Tabasco*, the *Durango* and the *Almeriana*, and will from such date maintain, until the 31st day of March, in the year 1910, by means of the said steamers, or with such other steamers as may be approved by the

SESSIONAL PAPER No. 10e

minister, a regular service between the cities and ports aforesaid, sailing from and returning to each of the terminal ports of Halifax and Liverpool aforesaid, at regular intervals of not less frequency than once in every seventeen days, and on such fixed dates as may be sanctioned by the minister, calling on all voyages both outward and inward at the port of St. John's, in Newfoundland.

Development of Transportation over Government Railway.

3. It is hereby agreed by the contractors that as the aid herein expressed and provided for by the Canadian Government is for the express purpose of encouraging the development of Canadian Trade and the transportation of Canadian goods through Canadian channels, the company accepts the aid on these conditions and agrees that all freight booked or carried by the said steamships from a port in the United Kingdom and during the time these make Halifax their terminal port, shall, when not otherwise routed by shippers or consignees, be delivered to the Intercolonial Railway at Halifax for shipment to final destination in Canada provided that the rates demanded by the Intercolonial Railway shall not be in excess of the rates charged by any other railway company from said ports to final destination in Canada.

(a) Contractors are to hand over to the Intercolonial Railway at Halifax passengers for points in the maritime provinces or the province of Quebec providing the routing of such passengers is controlled by the contractors and that they are not otherwise routed. It is further agreed that the contractors through their agents in Canada shall see that they have all such freight for export as may be secured by them for a port in the United Kingdom at which the subsidized line may call delivered to the Intercolonial Railway at Montreal.

Subsidy: \$20,000 per season.

Subsidy is payable at the rate of twenty thousand dollars (\$20,000) per season, as follows:—

One-half, or ten thousand dollars (\$10,000) on the first day of October next following the date of these presents, and the balance, ten thousand dollars (\$10,000) on the completion of the service on the first day of April, 1910.

Freight and Passenger Rates.

Clause 6 of the contract provides that freight and passenger rates shall be approved by the Minister.

Carriage of Mails.

Clause 8 of the contract provides for the carriage of mails.

The steamers employed in this service during 1909 were as follows:—

DESCRIPTION OF VESSELS EMPLOYED.

NAME.	DIMENSIONS.			TONNAGE.			PASSENGER ACCOMMODATION.			Refrigerator space.	N. H. P.	Speed, Knots.	BUILT		
	Length.	Breadth.	Depth.	Net.	Gross.	Capacity.	1st Class.	2nd Class.	3rd Class.				At	In	Of
	Ft.	Ft.	Ft.												
Durango	332	41	7	28	1,927	3,008	4,834	2	299	12	Sunderland	1895	Steel.
Venango	308	7	41	5	28	1,910	2,938	4,560	2	255	11	Sunderland	1891	Steel.
Almeriana	324	8	40	2	25	1,824	2,906	4,302	4	349	12	Middles-		
										883			borough	1889	Steel.
Gulf of Venice	331	1	42	3	28	1,884	3,022	4,778	2	410	12	West		
													Hartlepool	1883	Iron.

9-10 EDWARD VII., A. 1910

Distance between Terminal Ports.

The distance between Halifax and Liverpool is 2,453 miles.

TRAFFIC RETURNS.

Calendar Year.	Number of Passengers Carried.	Tons of Freight Carried.	Live Stock.	Mail, Packages.	Subsidy Paid.
1907	In 215 Out 138 Total . . . 353	14,466 51,366 65,832	Not stated	Not stated	\$17,500
1908	53	44,132	Nil.	54	20,000
1909	In 42 Out 43 Total . . . 85	9,777 41,070 50,847	Nil.	Nil.	20,000

181.

MAINLAND AND MAGDALEN ISLANDS.

WILLIAM MCLURE.

Vote 181.—Steam service between the opening and closing of navigation in 1910, between the Mainland and Magdalen Islands.

1909-10	\$12,500
1910-11	\$12,500

The service is performed by William McLure, of Pictou, N.S., under terms of a contract bearing date March 10, 1909, and expiring on the close of navigation in 1913. The principal provisions aside from those common to all contracts, are as follows:—

Ports of Call.

1. 'The contractor will at the earliest opening of navigation in the present year, that is to say, as soon as the ice will permit of the running of steamers over the route hereinafter named, place the steamer *Daisy* on the route between Pictou, in the province of Nova Scotia and the Magdalen Islands in the province of Quebec, and will for five years carry on and maintain by means of the said steamer, in manner herein-after provided, a regular semi-weekly service, making each week two full round trips between Pictou and the islands aforesaid and return, calling on each trip each way at the railway wharf at Souris in the province of Prince Edward Island; and at ports in the Magdalen Islands as follows:—On all trips at Amherst Island, Point Basse and Grindstone Island; and at Etang du Nord and Grand Entry once each week; such weekly calls to be made on alternate trips; and once each month during each of the months of June, July, August and September, during the continuance of this contract at Bryan Island; and in case and whenever the weather will not permit of the landing of the mails and cargo at Etang du Nord, the contractor shall land the

SESSIONAL PAPER No. 10e

mails from the said steamers for House Harbour and Etang du Nord at Grindstone Island, and the steamer shall remain there long enough to allow such mails to be carried to House Harbour and Etang du Nord and return; calling also at such other port or ports, place or places en route as the minister may from time to time direct.

Duration of Service.

2. 'Such service shall continue regularly and uninterruptedly until the closing of navigation at Pictou aforesaid each fall or winter during the continuance of this contract, and from such closing of navigation such service shall be continued from some port in Cape Breton to such port or ports in the Magdalen Islands as the minister may approve until the closing of navigation at the Magdalen Islands, that is to say until the ice will not permit of the running of a steamer over such route; it being understood and agreed that calls at Grand Entry need not be made after the end of the month of September in each year.

'The days of the week and time of sailing from Pictou aforesaid shall be at all times subject to the approval of the minister, as well as shall be the maximum time allowed within which to complete the full round trip.

Period of Contract.

3. 'This contract shall remain in force until the closing of navigation in the year 1913; and it is understood and agreed that the minister may authorize any changes in the service as above defined, or in the passenger and freight rate schedule hereto attached, as may not be inconsistent with the terms of the vote providing for the payment of the subsidy.

Passenger and Freight Rates.

4. 'The attached schedule of rates for passengers and freight subject to clause 3, shall be considered as part of this contract, and shall be the rates to be charged on all voyages performed under this contract.

NOTE.—The above-mentioned schedule of freight rates is not printed in this report, but particulars regarding it may be obtained from the Department of Trade and Commerce on application.

Government Wharfs.

5. In consideration of the subsidy herein stipulated the contractor agrees to call at all government wharfs when such is practicable, and when such wharfs are available.

Subsidy: \$12,000 per Annum.

6. 'A subsidy is payable at the rate of twelve thousand dollars (\$12,000) per annum, such subsidy to be payable as follows, that is to say:—

On the first days of each of the months of July and October next, the sum of four thousand dollars (\$4,000), and at the close of navigation as hereinbefore defined, the further sum of four thousand dollars (\$4,000).

Carriage of Mails.

Clause 8 of the contract provides for the carriage of mails.

Description of Vessel Employed.

Permission was given by the minister to substitute the *Lady Sybil* for the *Daisy*, referred to above. The *Lady Sybil* was built at Greenock, in 1908, of steel, and regis-

9-10 EDWARD VII., A. 1910

tered at the Magdalen Islands in 1908; length 165 feet, breadth 28.1 feet, depth 18.7 feet; net tonnage 352; gross tonnage, 676; 173 horse-power; speed $12\frac{1}{2}$ knots.

Distances.

The distance between Pictou and Magdalen islands is 145 miles, with 50 miles extra to Bryon Island.

TRAFFIC RETURNS.

Calendar Year.	Number of Passengers Carried.	Tons of Freight Carried.	Live Stock.	Mail bags.		Subsidy Paid.
				In.	Out.	
*1907.	880	5,900	Not given.	Not given.		\$15,000
*1908.	1,357	4,472	18	1,499	1,453	15,000
1909.	In. 636 Out. 532	1,121 298	941 3	1,619	1,577	12,000
	Total. . 1,168	1,419	944			

* The service during these years was performed by the Magdalen Islands Steamship Co., of Halifax, N.S.

182.

MONTREAL, QUEBEC AND MANCHESTER.

(SUMMER SERVICE.)

ST. JOHN, HALIFAX AND MANCHESTER.

(WINTER SERVICE.)

MANCHESTER LINERS, LTD.

(Furness, Withy & Co., Agents.)

Vote 182.—Steam service between Montreal, Quebec, and Manchester, England, during the summer season; and between St. John, Halifax, and Manchester, during the winter season.

1909-10	\$35,000
1910-11	\$35,000

This service is performed by the Manchester Liners, Ltd., of Manchester, England, under terms of a contract date, February 6, 1909, and which expires on March 31, 1910. The principal provisions, aside from those common to all contracts, are as follows:—

Period of Contract—Freight rates—Cold storage.

1. 'The contractors being the owners and proprietors of the steamers, the *Manchester Importer, Manchester Shipper, Manchester Trader, Manchester City, Manchester Commerce* and *Manchester Corporation*, will on the first day of April

SESSIONAL PAPER No. 10e

next, following the date of these presents, place the said steamers on the route between Canada and the city of Manchester, in England, and will therewith or with other steamers of like class and capacity approved by the minister, maintain until the thirty-first day of March in the year 1910, a regular fortnightly service between Canada and the said city of Manchester, that is to say, sailing from each of the terminal ports of Montreal or St. John, as the case may be, and from Manchester on such fixed dates as may be sanctioned by the minister, and at regular intervals of not more than fourteen days, such dates to be duly advertised by the contractors; the sailings during the season of navigation on the River St. Lawrence to be from the port of Montreal, in the province of Quebec, to the said city of Manchester, and from Manchester to the said port of Montreal, calling on all voyages both outwards and inwards at the port of Quebec, in the said province, and during the balance of the year when navigation is closed on the said River St. Lawrence, sailing from the port of St. John in the province of New Brunswick, to the said city of Manchester, and from Manchester to the said port of St. John, calling on all voyages inwards, that is, from Manchester to St. John, at the port of Halifax, in the province of Nova Scotia; and it is further understood and agreed that the contractors shall arrange that every facility is afforded for the carriage of any freight that may be offered at Halifax for Manchester, which freights shall be taken on board at Halifax on westbound trips, and that the freight rates to be charged on these goods shall not be higher than would be charged were the goods shipped direct; and as regards the steamers provided with cold storage, the contractors shall, while employed in the service, maintain the appliances connected therewith in constant efficiency and shall operate the same at all times while cargo is being stowed or carried in the compartments set aside for the purpose.

Freight Rates.

2. 'It is understood and agreed and is a condition precedent to the payment of the subsidy as hereinafter provided, or any portion thereof, that the freight rates which have been or may be charged by the contractors on goods carried or which may be carried by the said steamers between the ports above named during the continuance of, and under the terms of this contract, shall not exceed the rates current by other vessels or other lines less the rates charged or chargeable by the Manchester Ship Canal Company for the use of or for towage through the said canal or both.

Subsidy, \$85,000 per annum.

The subsidy is thirty-five thousand dollars (\$35,000) payable quarterly in sums of eight thousand seven hundred and fifty dollars (\$8,750) each during the months of July, October, January and April next succeeding the dates of these presents.

Freight and Passenger Rates.

A clause in the contract provides that freight and passenger rates shall be approved by the Minister.

Carriage of Mails.

Clause 7 of the contract provides for the carriage of mails.

DESCRIPTION OF VESSELS EMPLOYED.

NAME.	DIMENSIONS.			TONNAGE.			Passenger Acc., 1st Class.	Refrigerator Space.	N. H. P.	Speed.	BUILT		
	Length.	Breadth.	Depth.	Net.	Gross.	Capacity.					At	In	Of
	Ft.	Ft.	Ft.					Cu. Ft.		Kts			
Manchester Mariner...	360	48	20·2	2,672	4,196	6,838	3	Nil.	403	11	Hartlepool.....	1904	Steel.
Manchester Shipper.....	370	48	26·3	2,542	4,038	6,951	9	Nil.	379	11	West Hartlepool...	1900	Steel.
Manchester Port.....	360	48	20·2	2,662	4,093	6,906	3	Nil.	400	10½	Hartlepool... ..	1903	Steel & Iron
Manchester Trader	310	42·7	27	2,136	3,318	4,465	3	2,500	354	11	Londonderry.....	1890	Steel.
Manchester Spinner.....	360	48	20·2	2,760	4,227	7,158	Nil.	Nil.	372	11	Howdon-on-Tyne..	1903	Steel.
Manchester Importer....	370	48	26·3	2,538	4,028	6,966	9	Nil.	379	11	West Hartlepool..	1899	Steel.

Distances.

The distance from Manchester to Montreal is 3,050 miles: from Manchester to St. John, 2,820 miles.

TRAFFIC RETURNS.

Calendar Year.	Number of Passengers Carried.	FREIGHT CARRIED.		Number of Live Stock Carried.	Bags of Mail.	Subsidy Paid.
		Weight.	Measure- ment.			
		Tons.				
1907..	110	122,152	Not stated.	Not stated.	\$35,000 00
1908.....	Nil.	112,794	59,908	6,678	Nil.	\$35,000 00
1909..... In	41	32,662	5,651			
Out	13	151,380	53,539	9,525	Nil.	\$34,781 25
Total.....	54	474,042	59,190	9,525		

183.

NEWCASTLE, NEGUAC AND ESCUMINAC, MIRAMICHI RIVER AND
MIRAMICHI BAY.

MIRAMICHI STEAM NAVIGATION COMPANY, LIMITED.

Vote 183.—Steam service between Newcastle, Neguac and Escuminac, calling at all intermediate points on the Miramichi River and Miramichi Bay.

1909-10	\$1,500
1910-11	\$1,500

This service is performed by the Miramichi Steam Navigation Company, Limited, of Chatham, N.B., under terms of a contract bearing date of June 2, 1909, and which expires on the close of navigation in that year. The principal provisions aside from those common to all contracts, are as follows:—

Ports of Call—Frequency of Service.

1. 'The contractors, being the owners of and having control of the steamer *Alexandra*, of 201 tons register, having, on the opening of navigation, that is to say, as soon as the ice did permit of the running of a steamer over the route hereinafter named, placed the same on a route between Newcastle, Chatham, Loggieville, Escuminac, Neguac and other ports or places, all in the province of New Brunswick, and having maintained and will continue to maintain a regular daily service as hereinafter defined until the close of navigation during the current year on the Miramichi river and bay, that is to say, until the ice will not permit of the running of a steamer on such river and bay; such service to be run on Mondays, Wednesdays and Fridays from Newcastle aforesaid, to and calling both ways at Chatham, Lower Newcastle, Loggieville, Oak Point, Church Point, Escuminac and Neguac; and on alternate days, that is to say on Tuesdays, Thursdays and Saturdays from Newcastle to and calling both ways at Chatham, Lower Newcastle, Loggieville, Oak Point, Bay du Vin, Mills Point wharf, Church Point and Neguac, it being understood and agreed that the calls at Lower Newcastle and Mills Point wharf shall be conditional upon the completion of wharf at the respective points.

Termination of Contract.

2. 'This contract shall continue in force and effect, unless sooner terminated under the provisions of section 18 hereof, until the close of navigation in the autumn or winter next following the date thereof, when it shall cease and determine.

Government Wharfs.

3. In consideration of the subsidy herein stipulated the contractors agree to call at all government wharfs when such is practicable, and when such wharfs are available.

9-10 EDWARD VII., A. 1910

Subsidy, \$2,000 per Season.

The subsidy is \$2,000 for the season's service, payable in two equal instalments, one of \$1,000 on the first day of September, 1909, and the balance of \$1,000 on the completion of the contract hereinbefore defined.

Carriage of Mails.

Clause 6 of the contract provides for the carriage of mails.

Description of Vessel Employed.

The SS. *Alexandra* referred to above, was built at Chatham, N.B., in 1902, of wood and registered at Chatham in the same year; length, 102 feet; breadth, 24 feet; depth, 9 feet; net tonnage, 136; gross tonnage, 201; nominal horse-power, 38; speed, 10 knots.

Distance.

The distance from Newcastle to Eseuminac is 45 miles.

TRAFFIC RETURNS.

Calendar Year.	Number of Passengers Carried.	Tons of Freight Carried.	Live Stock.	Tied Sacks of Mail.	Subsidy Paid.
1907.....	4,000	1,500	Not given.	Not given.	\$1,500
1908.....	In. 3,750 Out. 3,750	260 1,040	10 4	397 228	\$1,500
Total.....	7,500	1,300	14	625	
1909.....	In. 3,525 Out. 3,525	295 1,180	29 5	417 285	\$2,000
Total.....	7,050	1,475	34	702	

PELEE ISLAND AND MAINLAND.

PELEE AND LAKE ERIE NAVIGATION COMPANY, LTD.

Vote 184.—Steam service between Pelee Island and the mainland.

1909-10	\$1,500
1910-11	\$1,500

This service is performed by the Pelee and Lake Erie Navigation Company, Limited, of Pelee Island, under terms of a contract bearing date July 28, 1909, which expires on March 31, 1910.

The principal provisions of the contract are as follows:

SESSIONAL PAPER No. 10e

Steamer.

1. The said contractors owning or having control of the steamer **Saugatuck*, a vessel of 147 tons net and 239 tons gross, with passenger accommodation for 300 persons, have placed the said steamer on the route hereinafter described between Pelee Island in Lake Erie and the Mainland, on the ninth day of July in the year of these presents, and will continue and maintain the service hereinafter described until the close of navigation in the present year, and will during all periods of closed navigation continue the service by land or other carriage as circumstances may require, and will carry mails twice per week during season of open navigation and once per week during season of closed navigation at such hours as may be appointed by the Postmaster General between the post offices of Pelee Island, Pelee Island South and Grove Avenue and Scudder and such post office on the mainland as may be designated by the Postmaster General.

Ports of call and frequency of service.

2. The route and service hereinbefore referred to shall consist of four round trips each week, weather permitting, between Pelee Island and Kingsville and Leamington, in the county of Essex and province of Ontario, and one additional round trip each week, weather permitting, between the said Pelee Island and the city of Windsor in the said county of Essex, and the said service shall be maintained and continued with the said steamer or some other steamers of like class, capacity and equipment approved by the Minister.

Passenger and freight rates.

3. During the continuance of the said service the rates to be charged adult passengers shall be for the return trip between Pelee Island and Kingsville or Leamington or vice versa, One dollar (\$1); and for the return trip between Pelee Island and Windsor or vice versa, One dollar and fifty cents (\$1.50). The freight rates to be charged on the route to be as per schedule attached.

Calls at Government Wharfs.

4. In consideration of the subsidy herein stipulated the contractors agree to call at all government wharfs when such is practicable and when such wharfs are available.

Termination of contract.

5. This contract shall continue in force until the thirty-first day of March, 1910, unless sooner terminated under provisions of section twenty hereof or unless continued another year from that date at the option of the minister.

Subsidy: \$5,000.

6. The subsidy is at the rate of \$5,000, from the commencement of the service to March 31, 1910, payable as follows, viz.: on the last days of September and December respectively in the year of these presents, the sum of \$2,000, and on March 31, 1910, the sum of \$1,000; or such portions thereof as may be earned in each period so ending.

Mails.

8. Clause 8 of the contract provides for the carriage of mails.

*Now registered as the *Alfred Clarke*.

9-10 EDWARD VII., A. 1910

Description of vessel employed.

The steamer employed is the *Alfred Clarke*, formerly the *Saugatuck*, built in Michigan, U.S.A., in 1889, of wood, and registered at Windsor in 1909; length, 125 feet; breadth, 22 feet; depth, 8-6 feet; net tonnage, 147; gross tonnage, 239; accommodation for 400 passengers; speed, 10 knots.

SCHEDULE OF FREIGHT RATES.

	Kingsville and Leamington.	Windsor.
	\$ cts.	\$ cts.
Grain and potatoes, per cwt., car lots	6 05	0 08
Single bags up to fifty, per cwt	0 07	0 09
Fruit in baskets, per cwt.....	0 20	0 20
Wine, per bbl.....	0 50	0 50
Oil	0 50	0 50
Salt and flour, per bbl	0 25	0 25
Minimum charge on one parcel.....	0 15	0 15
Any one animal, horses or cattle	1 50	1 50
Any two " " "	3 00	3 00
Any three " " "	4 50	4 50
Any additional animal over three.....	1 25	1 25
Hogs and sheep up to ten, each.....	0 40	0 40
" " over ten	0 35	0 35
Groceries and hardware, per cwt.....	0 15	0 15
Lumber, per M ft. up to 5 M ft.....	2 00	2 00
After 5 M ft.....	1 50	1 50
Shingles, per M.....	0 25	0 25
Lath, per M.	0 35	0 35
Gristing, per bag, return.....	0 10	0 10
Tobacco, per cwt.....	0 20	0 20
Buggies, set up, each.....	1 00	1 00
Buggies, crated, each.....	1 50	1 50
Coal, per ton	1 00	1 00

Distances.

The distances on the route are given as follows:—

Pelee Island to Leamington, 16 miles.

Kingsville to Leamington, 8 miles.

Pelee Island to Windsor, 53 miles.

TRAFFIC RETURNS.

Calendar Year.	Passengers. Numbers.	Freight. Tons.	Live Stock.	MAILS.		Subsidy Paid.
				Bags.	Sacks.	
1907*.....	2,671	2,730	Nil.	Not	stated.	\$ 1,500
1908*, Jan. 1 to June 30 ..	624	5,540	150	150	117	375
1909.....	1,024	157	23	192	24	4,000
In Out	991	201	532	156	
Total.....	2,015	358	555	348	24	

* Service performed by T. J. Stockwell, Leamington, Ont. During the latter part of 1908 the Oshatani Navigation Co. performed this service.

185.

PETIT DE GRAT AND I.C.R. TERMINUS AT MULGRAVE.

HUGH CANN & SON.

Vote 185.—Steam service between Petit de Grat and Intercolonial Railway terminus at Mulgrave.

1909-10	\$4,000
1910-11	\$4,000

This service is performed by Messrs. Hugh Cann & Son, of Yarmouth, N.S., under terms of a contract bearing date July 10, 1908, which expired on March 31, 1909, and has been extended to March 31, 1910. The principal provisions, aside from those common to all contracts, are as follows:—

Frequency of service and ports of call.

1. 'The contractors having on the first day of April last occurring before the date of these presents, placed the steamer *Percy Cann* on the Petit de Grat, Arichat and Mulgrave route, in the province of Nova Scotia, and having since that date and will therewith or with the assistance when necessary of a substitute steamer approved by the minister, continue to perform a steamship service to consist of one full round trip each way daily (Sundays excepted), calling on all trips going and coming at Arichat and at West Arichat, such service to be regular and uninterrupted except as hereinafter provided during the continuance of this contract, that is to say, until the thirty-first day of the month of March, in the year 1909.

Removal of Steamer for Painting, &c.

2. 'It is further agreed and provided, that during such month as may be approved by the minister during the continuance of this contract, the contractors shall be allowed to remove the steamer performing this service for painting, cleaning, &c., and during such month the steamer performing the Canso-Mulgrave service shall, in lieu thereof, call at Arichat on each trip both going and coming.

Trips omitted on account of wind or ice.

3. 'Provided, however, in the event of any trip or trips being missed owing to its being impossible to perform the same on account of wind or ice, upon satisfactory evidence being furnished to the minister, he may direct that no deduction shall be made from the subsidy otherwise payable for the trips so missed, and clause 5 in this contract is hereby modified with this sole intent and meaning.

Termination of contract.

4. 'This contract shall cease and determine on the aforementioned thirty-first day of March, one thousand nine hundred and nine unless sooner terminated as hereinafter provided or unless continued for another year from that date at the option of the minister.

9-10 EDWARD VII., A. 1910

Subsidy, \$3,000 per annum.

5. 'Subsidy is payable at the rate of three thousand dollars (\$3,000) per annum, as follows:—

The sum of seven hundred and fifty dollars (\$750) during the current month of July; and a like sum of seven hundred and fifty dollars (\$750) during each of the months of October, January and April, thereafter occurring during the continuance of this contract.

Carriage of mails.

Clause 7 of the contract provides for the carriage of mails.

Description of Vessel Employed.

The SS. *Percy Cann* (formerly the *Westport*) was built at Meteghen, N.S., in 1902, of wood, and registered at Yarmouth, N.S., in 1899; length, 77 feet; breadth, 17 feet 1 inch; depth of hold, 6 feet 6 inches; net tonnage, 56; gross tonnage, 30; 13½ nominal horse-power; speed, 8½ knots.

The distance between Petit de Grat and Mulgrave is given as 32 miles.

TRAFFIC RETURNS.

Calendar Year.	Number of Passengers Carried.	Tons of Freight Carried.	Live Stock.	Mails.	Subsidy Paid.
1907.....	1,972	852	Not stated.	Not stated.	\$3,000
1908.....	1,950	800	Nil.	Nil.	3,000
1909..... In	1,039	525	283	3,000
Out	950	349	5	287	
Total.....	1,989	874	5	570	

186.

PETITCODIAC RIVER, MONCTON, WAY PORTS, AND A PORT OR PORTS IN THE COUNTY OF CUMBERLAND, N.S.

SHEPODY NAVIGATION COMPANY, LIMITED.

Vote 186.—Steam service on the Petitcodiac River between Moncton and way ports, and a port or ports on the west coast of the County of Cumberland, in the Province of Nova Scotia.

1909-10	\$2,000
1910-11	\$2,000

This service is performed by the Shepody Navigation Company, Limited, of Moncton, N.B., under terms of a contract bearing date June 21, 1909. This contract expired on the close of navigation in 1909. The principal provisions, aside from those common to all contracts, are as follows:—

Period of Contract.

1. 'The contractors having control of the steamer *Wilfrid C.* of a gross tonnage of ninety-nine tons, did on the first day of April next preceding the date of these presents place the said steamer on the route hereinafter described, and having main-

SESSIONAL PAPER No. 10e

tained will continue to maintain the same in service during open navigation in the year 1909 on a route or routes between Moncton aforesaid and ports on the Petitcodiac river and other ports hereinafter mentioned in the province of New Brunswick and in the province of Nova Scotia on the Bay of Fundy, and will continue to maintain in service on such route or routes said steamer or another of like class, capacity and equipment approved by the minister, during open navigation on such routes until the close of navigation in the present year, at which time this contract shall cease and determine unless sooner terminated in manner hereinafter provided.

Frequency of service—Ports of call.

2. 'The service hereinbefore referred to and contracted for shall consist of regular tri-weekly trips between Moncton and Hillsboro', Edgetts Landing and Hopewell Cape, weekly trips between Moncton and Hopewell Hill, Riverside and Harvey, N.B., and Joggins, N.S., such weekly trips to extend every second week to River Hebert and Shulee, N.S.

Government Wharfs.

3. 'In consideration of the subsidy herein stipulated the contractors agree to call at all government wharfs when such is practicable and when such wharfs are available.

Subsidy: \$2,000 per annum..

The subsidy is at the rate of two thousand dollars (\$2,000) per annum, payable in sums of one thousand dollars (\$1,000) on the first day of July, 1909, and one thousand dollars (\$1,000) upon the close of navigation in the present year.

Description of Vessel Employed.

The SS. *Wilfrid C.*, above referred to, was built at Yarmouth, N.S., in 1897 of wood, and registered at Halifax, N.S., in 1898; length, 80 feet; breadth, 18 feet 5 inches; depth of hold, 8 feet; net tonnage, 48; gross tonnage, 99; 17 nominal horsepower; speed, 10-12 knots.

Distances.

The distance from Moncton to Riverside and return is 78 miles; from Moncton to River Hebert and return, 114 miles.

TRAFFIC RETURNS.

Calendar Year.	Number of Passengers Carried.	Tons of Freight Carried.	Live Stock.	Mails.	Subsidy Paid.
1907	In..... 775 Out ... 670	454 2,332	Not stated.	Not stated.	*\$2,500
Total	1,445	2,786			
1908	In..... 510 Out ... 550	612 1,803	2	Nil.	\$1,000
Total	1,060	2,415			
1909	In..... 446 Out ... 426	728 1,152	Nil.	Nil.	\$2,000
Total	872	1,880			

* Including part of subsidy for previous year.

187.

PICTOU AND CHETICAMP.

W. A. BEATTIE.

Vote 187.—Steam service from the opening to the closing of navigation in 1910, between Pictou and Cheticamp.

1909-10	\$2,000
1910-11	\$2,000

This service is performed by Wm. A. Beattie, of Halifax, N.S., under terms of a contract entered into on July 7, 1909, which expires on the close of navigation, 1909.

Ports of Call.

A regular weekly service is run by the steamer *Electra*, between Pictou and Cheticamp, calling on all trips both ways at Port Hood, Margaree Harbour, Eastern Harbour, Big Pond, and whenever required by the minister at Henry Island, Mabou Mouth, Inverness, Red Cape and Port Bain, as well as such other port or ports, place or places en route as the minister may from time to time direct; such service to continue until the close of navigation in 1909.

Amount of Subsidy \$2,000.

A subsidy of two thousand dollars (\$2,000) is payable as follows:—On the first day of July the sum of fifty-seven dollars (\$57) for each round trip which shall at the time have been fully performed; on the first day of October a further sum of fifty-seven dollars (\$57) for each round trip which shall have been performed previous to that date, excluding, however, payment for the round trips which had been fully performed at the time of the previous payment; and the balance of the subsidy then remaining payable to be paid on the completion of the service contracted to be performed.

Government Wharfs.

3. In consideration of the subsidy herein stipulated the contractors agree to call at all government wharfs when such is practicable and when such wharfs are available.

Description of Vessel Employed.

The SS. *Electra* was built at Arcadia, N.S., in 1887, of wood, and registered at Charlottetown, P.E.I., in 1892; length, 86 feet; breadth, 17 feet; depth, 8 feet; net tonnage, 78; gross tonnage, 107; capacity, 300 bbls.; 25 nominal horse-power; speed, 10 knots.

Distance.

The distance between Pictou and Cheticamp, via intermediate ports, is 123 miles.

SESSIONAL PAPER No. 10e

TRAFFIC RETURNS.

Calendar Year.	Number of Passengers Carried.	TONS OF FREIGHT CARRIED.		Number of Live Stock.	Bags of Mail.	Subsidy Paid.
		Weight.	Measure-ment.			
		Tons.				\$
1907.....	181	670		Not given.	Not given.	1,368
1908.....	282	1,857	776	248	Nil.	2,000
1909.....	In.... 82	299	Nil.	630		
	Out .. 116	990		48	Nil.	2,000
Total	198	1,289		678		

188.

PICTOU, MURRAY HARBOUR, GEORGETOWN AND MONTAGUE BRIDGE.

THREE RIVERS STEAMSHIP COMPANY.

Vote 188.—Steam service between Pictou, Murray Harbour, Georgetown and Montague Bridge.

1909-10	\$6,000
1910-11	\$6,000

This service is performed by the Three Rivers Steamship Company of Charlottetown, P.E.I., under terms of a contract bearing date February 1, 1909, and which expires on the close of navigation in 1909. The principal provisions, aside from those common to all contracts, are as follows:—

Period of Contract.

1. 'The contractors will on the opening of navigation in the year of these presents, place their steamer the *Enterprise* on a route, and will maintain the service hereinafter described between Montague, in the province of Prince Edward Island, and Pictou, Port Hood, Port Mulgrave and Port Hawkesbury in the province of Nova Scotia, viz.: a regular service as follows:—

(a.) Two round trips each week sailing from Montague, calling at Georgetown and Murray Harbour in Prince Edward Island and Pictou in Nova Scotia, returning to Murray Harbour, Georgetown and Montague.

(b.) One round trip each week sailing from Montague, calling at Georgetown and Souris in Prince Edward Island. Port Hood, Port Hawkesbury and Port Mulgrave, all in Nova Scotia, the said trip to Port Hood to be performed weather permitting; such trips and such calls to be made regularly and uninterruptedly from the opening of navigation, 1909, until the close of navigation of the present year, that is to say, until the ice will no longer permit of the vessel running on the said route.

Subsidy: \$6,000 per annum.

Subsidy is payable at the rate of six thousand dollars (\$6,000) per annum, as follows, that is to say:

9-10 EDWARD VII., A. 1910

On each of the first days of July and September during the continuance of this contract two thousand dollars (\$2,000); on the close of navigation at the end of the current year, as hereinbefore defined, two thousand dollars (\$2,000).

Government Wharfs.

The contractors have agreed to call at government wharfs whenever possible.

Carriage of Mails.

Clause 4 of the contract provides for the carriage of mails.

Description of Vessel Employed.

SS. *Enterprise*.—Length, 120 feet; breadth, 25 feet; depth, 8 feet 6 inches; net tonnage, 99; gross tonnage, 211; capacity, 1,200 bbls.; 42 nominal horse-power; speed, 12 knots.

Distance.

The distance from Montague to Pictou via Beach Point is 45 miles; from Montague to Pictou via Murray Harbour, 69 miles.

TRAFFIC RETURNS.

Calendar Year.	Number of Passengers Carried.	Tons of Freight Carried.	Number of Live Stock Carried.	Bags of Mail.	Subsidy Paid.
					\$
1907	1,320	2,464	Not stated.	Not stated.	2,400
1908	1,366	3,376	137	313	6,000
1909	In..... 758 Out..... 775	1,766 1,644	13 813	132 158	4,000
Total	1,533	3,410	826	290	

189.

MULGRAVE AND CANSO.

HUGH CANN & SON.

Vote 189.—Steam service between Mulgrave and Canso.

1909-10	\$4,000
1910-11	\$4,000

This service is performed by Messrs. Hugh Cann & Son, of Yarmouth, N.S., under terms of contract bearing date June 28, 1909, and which expires on March 31, 1910. The principal provisions, aside from those common to all contracts, as as follows:—

Frequency of service—Ports of call.

1. 'The contractors having, on or before the first day of the month of April next previous to the date of these presents, placed their steamer, the *John L. Cann*, of 31 tons net register, on a route between Port Mulgrave and Canso, in the province of Nova

SESSIONAL PAPER No. 10e

Scotia, and having from the said date carried on and maintained, and will during the further continuance of this contract continue to carry on and maintain, by means of the said steamer, or such other steamer as may be approved by the minister, a regular daily service both ways (Sundays excepted) between the said ports, calling on all trips both ways at Arichat, in Nova Scotia, if so required by the minister.

Termination of contract—Withdrawal of steamer for repairs.

'The said service to be continued until the 31st day of March, in the year 1910, unless sooner terminated under the provisions of section 19, or unless continued for another year from such date at the option of the minister; it being understood and agreed that the contractors shall have the privilege of withdrawing the said steamer one month during each year for repairs, painting and cleaning; during such withdrawal the service shall be run on alternate days by the steamer *Malcolm Cann* or other steamer approved by the minister.

Government wharfs.

3. 'In consideration of the subsidy herein stipulated the contractors agree to call at all government wharfs when such is practicable and when such wharfs are available.

Subsidy, \$4,000 per annum.

5. 'Subsidy is payable at the rate of four thousand dollars (\$4,000) per annum, as follows:—

In the month of October next following the date of these presents, the sum of two thousand dollars (\$2,000); and the balance of two thousand dollars (\$2,000) on the completion of one year's services as herein contracted to be performed.

Carriage of Mails.

Clause 7 of the contract provides for the carriage of mails.

Description of Vessel Employed.

The SS. *John L. Cann* was built at Yarmouth in 1891, of wood, and registered at the same place in 1896; length, 97 feet 8 inches; breadth, 19 feet 8 inches; depth of hold, 9 feet; net tonnage, 79; gross tonnage, 166; 34 nominal horse-power; speed, 9½ knots.

Distance.

The distance between Canso and Mulgrave is 24 miles.

TRAFFIC RETURNS.

Calendar Year.	Number of Passengers Carried.	Tons of Freight Carried.	Number of Live Stock Carried.	Bags of Mail.	Subsidy Paid.
1907	2,535	2,665	Not stated.	Not stated.	\$
1908	2,849	2,332	Nil.	777	2,000
1909	In 1,363	1,136	Nil.	1905	4,000
	Out 1,431	1,503			
	Total 2,794	2,639	1905	

190.

PORT MULGRAVE, ST. PETERS, IRISH COVE AND MARBLE MOUNTAIN.

RICHMOND STEAMSHIP COMPANY.

Vote 190.—Steam service from the opening to the closing of navigation in 1910, between Port Mulgrave, St. Peters, Irish Cove and Marble Mountain, and other ports on the Bras d'Or Lakes.

1909-10	\$6,000
1910-11	\$6,000

This service is performed by the Richmond Steamship Company of Sydney, N.S., under terms of a contract bearing date July 10, 1908, which expired on the close of navigation, 1909. The principal provisions, aside from those common to all contracts, are as follows:—

Period of Contract—Ports of Call.

1. The contractors having at the earliest opening of navigation in the present year, that is to say, as soon as the ice did permit of the running of the steamer over the routes hereinafter specified, placed their steamer, the *Richmond*, on such routes, and have from time to time carried on and maintained and will continue to carry on and maintain by means of the said steamer or such other steamer as may be approved by the minister, until the close of navigation in the winter next succeeding the date of these presents, that is to say, until the ice will not permit of the running of the steamer over the said route, and so in like manner during the season of open navigation in the year one thousand nine hundred and nine, the following service, viz.: Two full round trips each week between Port Mulgrave, Poulamond, Grandique, St. Peters, Johnstons Harbour, Irish Cove and Grand Narrows, all situate on or contiguous to the waters of the Strait of Canso and the Great Bras d'Or lake, and four full round trips each week between Grand Narrows and Marble Mountain, two of which each week to extend to West Bay, all situate on or contiguous to the Great Bras d'Or lake.

Termination of Contract.

3. This contract shall remain in force until the closing of navigation in the year one thousand nine hundred and nine.

Subsidy: \$6,000 per Annum.

4. 'A subsidy of six thousand dollars (\$6,000) per annum is payable as follows:—

In each year during the continuance of this contract, on the first day of July, the sum of one thousand five hundred dollars (\$1,500); on the first day of October, one thousand five hundred dollars (\$1,500); on the first day of December, one thousand five hundred dollars (\$1,500); and the balance of one thousand five hundred dollars (\$1,500) on the completion of the season's services as herein contracted to be performed.

SESSIONAL PAPER No. 10e

Carriage of Mails.

Clause 6 of the contract provides for the carriage of mails.

Description of Vessel Employed.

The SS. *Richmond* was used in the performance of this service; a screw steamer, built in 1905; length, 112 feet 5 inches; breadth, 18 feet; depth of hold, 8 feet 3 inches; net tonnage, 105; gross tonnage, 162; 21 nominal horse-power; speed 9 knots.

Distance.

The distance between Grand Narrows and Mulgrave is given as 66 miles, and between Grand Narrows and Marble Mountain, 17 miles; between Marble Mountain and West Bay, 12 miles.

TRAFFIC RETURNS.

Calendar Year.	Number of Passengers Carried.	Tons of Freight Carried.	Live Stock Carried.	Mails.	Subsidy Paid.
1907.....	1,320	650	Not stated.	Not stated.	\$6,000
1908.....	2,100	772	Nil.	Nil.	\$6,000
1909.....	In945 Out.....1,345 Total....2,290	355 199 554	Nil.	Nil.	6,000

191.

MULGRAVE AND GUYSBORO,.

HUGH CANN & SON.

Vote 191.—Steam service between Mulgrave and Guysboro', calling at intermediate ports.

1909-10	\$5,000
1910-11	\$5,000

This service is performed by Messrs. Hugh Cann & Son, of Yarmouth, N.S., under terms of a contract bearing date June 28, 1909, and which expires March 31, 1910. The principal provisions, aside from those common to all contracts, are as follows:—

Frequency of service—Ports of call.

1. 'The contractors having on or before the first day of April next preceding the date of these presents, placed their steamer the *Malcolm Cann* of 78 tons net register, on a route between Port Mulgrave and Guysboro', in the province of Nova Scotia; and

9-10 EDWARD VII., A. 1910

having from the said date carried on and maintained, and will during the further continuance of this contract continue to carry on and maintain by means of the said steamer or such other steamer as may be approved by the minister, a regular daily service both ways (Sundays excepted) between the said ports, calling each day one way at Queensport, and extending the trips three times each week, during the season of open navigation, to the port of Boylston.

Termination of service—Withdrawal of steamer for repairs.

‘The said service to be continued until the 31st day of March in the year 1910, unless sooner terminated under the provisions of section 19, or unless continued for another year from such date at the option of the minister; it being understood and agreed that the contractors shall have the privilege of withdrawing the said steamer one month during each year for repairs, painting and cleaning; during such withdrawal the service shall be run on alternate days by the steamer *John L. Cann* or other steamer approved by the minister.

Changes in service.

2. ‘The minister may authorize any change or changes in the services as above defined as may not be inconsistent with the terms of the vote providing for the payment of the subsidy.

Government wharfs.

3. ‘In consideration of the subsidy herein stipulated, the contractors agree to call at all government wharfs when such is practicable and when such wharfs are available.

Subsidy, \$5,000 per annum.

5. ‘The subsidy is at the rate of \$5,000 per annum, payable as follows:—
‘In the month of October next following the date of these presents, the sum of two thousand and five hundred dollars (\$2,500), and the balance of two thousand and five hundred dollars (\$2,500) on the completion of one year’s services as herein contracted to be performed.

Carriage of mails.

Clause 7 of the contract provides for the carriage of mails.

Description of Vessel employed.

The SS. *Malcolm Cann* was built at Lockport, in 1898, of wood, and registered at Yarmouth, N.S., in the same year. Length, 112 feet; breadth, 20 feet 1 inch; depth of hold, 10 feet 8 inches; net tonnage, 78; gross tonnage, 212; 53 nominal horsepower; speed, 11 knots.

Distances.

The distance between terminal points is given as follows: Guysboro’ to Mulgrave, 29½ miles; Guysboro’ to Boylston, 5 miles.

TRAFFIC RETURNS.

Calendar Year.	Number of Passengers Carried.	Tons of Freight Carried.	Live Stock.	Mails.	Subsidy Paid.
1907	3,202	783	Not stated.	Not stated.	\$2,500
1908	3,099	1,576	32	581	\$5,000
1909	In 1,480 Out 1,649	776 390	Nil.	980	4,000
	Total . . 3,129	1,166	980	

192.

MULGRAVE AND CHETICAMP.

WILLIAM G. LESLIE.

Vote 192.—Steam service between Mulgrave and Cheticamp.

1909-10	\$5,000
1910-11	\$5,000

This service is performed by William G. Leslie, of Grindstone, Magdalen Islands, under terms of a contract bearing date June 25, 1909, and which expired on the close of navigation in that year. The principal provisions, aside from those common to all contracts, are as follows:—

Frequency of service.

1. 'That on the opening of navigation, that is to say, as soon as the ice did permit of the running of a steamer over the route herein defined, the contractors placed their steamer, the *Magdalen*, a vessel of 135 tons gross register, with such ample accommodation for both passengers and freight as is required for the service, on a route between Port Mulgrave and Cheticamp (government wharf), both in the province of Nova Scotia, and having maintained, will continue to maintain during the continuance of this contract, a regular semi-weekly service between such terminal ports, calling on all trips both ways at Port Hawkesbury, Port Hastings, Port Hood, Inverness, Margaree and Grand Etang, the aforesaid semi-weekly trips to leave Port Mulgrave on Mondays and Thursdays, and commencing first of October, an extra trip per week to Port Hood, when necessary, to meet the requirements of the fresh fish trade.

Termination of Contract.

'The service as aforesaid to continue regularly and uninterruptedly until the closing of navigation in the autumn or winter next following the date of these presents, that is to say, until the ice will not permit of the running of a steamer over the route named, at which time this contract shall terminate unless sooner terminated under the provisions of section 16 hereof, or unless continued on the same terms and conditions for another year at the option of the minister.

Government Wharfs.

3. In consideration of the subsidy herein stipulated the contractors agree to call at all government wharfs when such is practicable and when such wharfs are available.

Subsidy: \$5,000.

The subsidy is at the rate of five thousand dollars (\$5,000) per annum, payable as follows, viz.:—

'During the month of July next one thousand dollars (\$1,000), or so much thereof as may have been earned to the 30th day of June next following the date of these pre-

9-10 EDWARD VII., A. 1910

sents; two thousand dollars (\$2,000) on the first day of October next following the date of those presents; and the balance of two thousand dollars (\$2,000) on the completion of the service at the close of navigation.

Carriage of Mails.

Clause 6 of the contract provides for the carriage of mails.

Description of Vessel Employed.

The SS. *Magdalen*, above referred to, was built at Shelburne, N.S., in 1906, of wood, and registered at Magdalen Islands in 1906; length, 93 feet 6 inches; breadth, 21 feet 6 inches; depth, 8 feet 8 inches; net tonnage, 92; gross tonnage, 135; capacity, 150; 28 nominal horse-power; speed, 10 knots.

Distance.

The distance between Mulgrave and Cheticamp is 81 miles.

TRAFFIC RETURNS.

Calendar Year.	Number of Passengers Carried.	Tons of Freight Carried.	Live Stock.	Mails.	Subsidy Paid.
1907.....	In.....231 Out.....204 Total.....435	150 1,073 1,223	Not stated.	Not stated.	\$4,500
1908.....	1,097	1,111	348	Nil.	\$5,000
1909.....	In.....334 Out.....317 Total...651	312 667 979	3 134 137	Nil.	5,000

193.

PRINCE RUPERT, B.C., AND QUEEN CHARLOTTE ISLANDS.

GRAND TRUNK PACIFIC RAILWAY.

Vote 193.—Steam service between Prince Rupert, B.C., and Queen Charlotte Islands.

1909-10	\$5,000
1910-11	\$7,600

No service was run under this vote during 1908. Under a contract dated June 8, 1909, a service was performed by the Canadian Pacific Railway Company from a date prior to June 15, 1909, to November 1, 1909.

On October 21, 1909, a contract was entered into with the Grand Trunk Pacific Railway, providing for a service from November 1, 1909, to March 31, 1915.

The principal provisions are:—

SESSIONAL PAPER No. 10e

Service and Ports of Call.

1. The contractors will on the first day of November next following the date of these presents place such steamer or steamers as may be necessary to properly perform the service hereinafter specified, of such class, speed and equipment as may be satisfactory to the minister, and will from said date perform a service from the Mainland of British Columbia to Queen Charlotte Islands and return as hereinafter set forth.

2. The said service shall consist of not less than two round trips each month during the months of November, December, January, February and March from Prince Rupert, B.C., calling at Port Simpson, Naas Bay, Stewart, thence to Masset in Queen Charlotte Islands, Skidegate, Queen Charlotte City, Lockeport, Ikeda Bay, Jedway, Collinson Bay and Porcher Island, thence back to Prince Rupert; and during the remaining seven months of the year not less than four round trips each month upon the route as aforesaid.

3. This contract shall remain in force, unless sooner terminated under conditions hereinafter expressed, until the 31st day of March, 1915, and it is understood and agreed that the minister may authorize any change or changes in the above service as may not be inconsistent with the terms of the vote governing the payment of the subsidy therefor.

Subsidy: \$200 per Round Trip.

Subsidy is payable at the rate of \$200 for each round trip performed, starting from and returning to Prince Rupert, payable in such instalments as may be due on the first day of February, May, August and November during each year of the continuance of this contract.

Carriage of Mails.

Clause 7 provides for the carriage of mails.

Description of vessel employed.

The vessel to be employed is the S.S. *Bruno*, length, 232 feet; breadth, 30 feet; depth, 16 feet 4 in.; net tonnage, 424; gross tonnage, 841; capacity, 1,200 tons weight or 58,600 cubic feet measure, with accommodation for 30 first-class passengers; built in 1892, of steel, at Hull, Eng.; 170 N.H.P.; speed, 13 knots.

Distances.

The distance from Prince Rupert to Collinson Bay, Queen Charlotte Islands, is 137 miles.

TRAFFIC RETURNS.

1909.	Passengers Carried.	FREIGHT.		Live Stock.	MAILS.	
		Tons Weight.	Tons Measure- ment.		Lock Bags.	Tied Sacks.
Nov. to Dec. 31	In..	29	291		17	5
	Out.	32	55	Nil.	22	16
Total		61	346		39	21

194.

PRINCE EDWARD ISLAND, CAPE BRETON AND NEWFOUNDLAND.

DOMINION COAL COMPANY, LIMITED.

Vote 194.—Steam service between Prince Edward Island and Cape Breton and Newfoundland.

1909-10	\$12,000
1910-11	\$12,000

This service is performed by the Dominion Coal Company, Limited, of Glace Bay, C.B., under terms of a contract bearing date July 11, 1908, and which expires on the close of navigation in 1909. The principal provisions, aside from those common to all contracts, are as follows:—

Frequency of Service—Ports of Call.

1. The contractors owning and having control of the steamer *Bonavista*, of a capacity of 1,306 tons gross register, with passenger accommodation of not less than forty first-class and thirty second-class passengers, with such other steamships as may be approved by the minister, having on the earliest opening of navigation before the date of these presents, placed the same on a route between Montreal, in the province of Quebec, and St. John's, in Newfoundland, and having maintained and will continue to maintain the said steamships on the said route until the closing of navigation in the autumn next succeeding the date of these presents, a regular service about every eighteen days between Charlottetown, in the province of Prince Edward Island, and St. John's, Newfoundland, aforesaid, calling on all eastbound trips at Souris, in the said province of Prince Edward Island, and at North Sydney and Sydney, in the province of Nova Scotia; and on all westbound trips at Sydney, aforesaid; it being understood that the calls at Souris to be contingent upon there being sufficient depth of water to permit the steamer to go in and out with safety at all times of the tide.

Subsidy, \$8,000 per Annum.

2. 'The subsidy is eight thousand dollars (\$8,000) payable as follows, that is to say:—On the first day of each of the months of July and September occurring during the continuance of this contract, the sum of three thousand dollars (\$3,000), and on the completion of the services as hereinbefore defined the further sum of two thousand dollars (\$2,000).

Carriage of Mails.

Clause 4 of the contract provides for the carriage of mails.

SESSIONAL PAPER No. 10e

Description of vessels employed.

NAME.	DIMENSIONS.			TONNAGE.			N. H. P.	Speed Knots.	PASSENGER ACCOMMO- DATION.		Refrigerator space.	BUILT		
	Length.	Breadth.	Depth.	Net.	Gross.	Capac- ity.			1st Class.	2nd Class.		At	In	Of
Bonavista .	240	35·5	18·3	837	1,306	1,600	160	10½	40	30	Nil	Low Walker.	1884	Iron.
Cacouna...	250	35·4	16·4	931	1,451	1,950	142	9½	Nil	Nil	Nil	New-castle ..	1884	Iron.

Distances.

The distance between Montreal and St. John's, Newfoundland, via Charlottetown and Sydney, is 1,370 miles; between St. John's, Newfoundland, and Montreal via Sydney, 1,150 miles.

TRAFFIC RETURNS.

Calendar Year.	Number of Passengers Carried.	Tons of Freight Carried.	Number of Live Stock Carried.	Subsidy Paid.
1907.....	830	7,745	Not stated.	\$8,000
1908.....	In 208 Out..... 274	893 5,971	Nil. 1,219	8,000
1909.....	Total... 482	6,864	1,219	

195.

PRINCE EDWARD ISLAND AND THE MAINLAND.

CHARLOTTETOWN STEAM NAVIGATION COMPANY.

Vote 195.—Steam service from the opening to the closing of navigation in 1910, between Prince Edward Island and the mainland.

1909-10	\$12,500
1910-11	\$12,500

This service is performed by the Charlottetown Steam Navigation Company, Limited, under terms of a contract bearing date the 5th October, 1905, and which expires on December 31, 1910. The principal provisions, aside from those common to all contracts, are as follows:—

9-10 EDWARD VII., A. 1910

Daily Service.

1. The contractors at the earliest opening of navigation over the routes herein-after named, that is to say, in the early part of the year one thousand nine hundred and six, whenever or as soon as the ice will permit of the running of steamers between Charlottetown, in the province of Prince Edward Island, and Pictou, in the province of Nova Scotia, and between Summerside, in the province of Prince Edward Island, and Pointe du Chêne, in the province of New Brunswick, will place their steamers the *Northumberland*, of 1,255 tons gross register, with a speed capacity of sixteen knots per hour, and the *Princess*, of 541 tons gross register, with a speed capacity of twelve and one-half knots per hour, with the said steamer *Princess* shall be replaced on or before the month of June next following by another steamer now building, and as yet not named—of a greater tonnage and with more accommodation for both freight and passengers than the *Northumberland*, with a speed capacity of sixteen and one-half knots per hour—on the said routes, and will therewith or with such other steamers as may be approved by the minister carry on and maintain during the continuance of this contract a daily service between the hereinbefore named ports or places, making one full round trip each day (Sundays excepted) from Charlottetown to Pictou and return to Charlottetown; and one full round trip each day (Sundays excepted) from Summerside to Pointe du Chêne and return to Summerside or vice versa as the minister may direct; the hours of departure and arrival of the said steamers from and at each of the ports or places hereinbefore named being at all times subject to the approval of the minister, who may at any time alter the same by giving notice thereof to the contractors; provided always that a reasonable time be allowed for the transfer of freight to and from the railways.

Cold Storage.

It is understood and agreed that the steamers employed in the performance of this contract shall each be fitted with and shall operate such cold storage appliances and accommodation as the minister may from time to time deem necessary or require.

Duration of Service.

2. Such service as aforesaid shall be performed regularly and uninterruptedly during the season and until the closing of navigation each winter during the continuance of the contract, that is to say, each season until the ice will not permit of the running of steamers over the routes named or either of them.

Subsidy: \$2,500 per Annum.

3. The subsidy is twelve thousand five hundred dollars (\$12,500) per annum, which subsidy shall be payable as follows, that is to say:—

On the first day of July next following the date of these presents, the sum of three thousand five hundred dollars (\$3,500).

On the first day of October ensuing, the sum of five thousand dollars (\$5,000), and at the close of navigation for the season hereinbefore defined, the balance payable of four thousand dollars (\$4,000); and so in like manner each year during the continuance of this contract; provided, however, that in the event of failure on the part of the contractors in any respect to perform the full service hereinbefore contracted to be performed, a proportionate deduction shall be made from the subsidy in respect of the service not performed; and provided further that no amount or instalment of subsidy shall be payable at any time unless it appears to the satisfaction of the minister that up to the time of such payment there has been no breach on the part of the

SESSIONAL PAPER No. 10e

contractors of any of the covenants, provisions or stipulations of this contract, and that the decision of the minister in that regard shall be absolutely binding, final and conclusive upon the contractors, their successors and assigns.

Period of Contract.

4. This contract shall, unless sooner terminated in manner as hereinafter provided, remain in force and have effect until the thirty-first day of December one thousand nine hundred and ten, or until such time thereafter as the ice will not permit of the running of the steamers over the routes hereinbefore defined. It is, however, further provided and agreed that either of the parties of this contract shall have the right of terminating the same at any time during the continuance by giving six months' notice in writing to the other party to that effect, and in case this contract is so terminated the Crown shall not be held liable to damages.

Carriage of Mails.

Clause 7 of the contract provides for the carriage of mails.

DESCRIPTION OF VESSELS EMPLOYED.

NAME.	DIMENSIONS.			TONNAGE.			Passenger Accommodation.	Refrigerator Space.	N. H. P.	Speed.	BUILT		
	Length.	Breadth.	Depth.	Net.	Gross.	Capacity.					At	In	Of
	Ft.	Ft.	Ft.				1st Cl's.	Cu. Ft.		K'ts			
<i>On Charlottetown and Pictou Route :—</i>													
Northumberland.....	225	33	20	519	1,255	560	585	Nil.	350	15	Newcastle-on-Tyne.	1891	Steel.
<i>On Summerside and Point du Chêne Route :—</i>													
Empress.....	235	34	20	612	1,342	650	707	Nil.	365	16½	Newcastle-on-Tyne.	1906	Steel.

Distances.

The distance between Charlottetown and Pictou is 52 miles; between Summerside and Pointe du Chêne, 40½ miles.

9-10 EDWARD VII., A. 1910

TRAFFIC RETURNS.

CHARLOTTETOWN AND PICTOU SERVICE.

Calendar Year.	Number of Passengers Carried.	Tons of Freight Carried.	Live Stock.	Mails.		Subsidy Paid.
1907	In4,412	9,457	Not stated.	Not stated.		\$12,500—for both services.
	Out4,450	6,790		Lock Bags.	Tied Sacks.	
	Total. . .8,862	16,247				
1908.	In.9,676	10,430	349	1,292	1,818	\$12,500—for both services.
	Out1,428	7,828	1,947	1,665	427	
	Total. . .11,104	18,258	2,287	2,357	2,255	
1909.	In4,900	12,283	79	1,292	1,561	\$12,500—for both services.
	Out.4,833	8,656	2,929	959	593	
	Total. . .9,733	20,939	3,008	2,251	2,154	

SUMMERSIDE AND POINT DU CHENE SERVICE

1907.....	In13,267	7,890	Not Stated.	Not stated.		See above.
	Out15,868	12,427		Lock Bags.	Tied Sacks.	
	Total..29,135	20,317				
1908	In21,831	7,233	31	1,752	14,812	
	Out7,409	9,488	14,734	942	4,549	
	Total..29,240	16,721	14,765	2,694	19,361	
1909.....	In13,965	9,090	97	1,676	17,598	
	Out16,688	14,709	15,224	1,007	5,904	
	Total..30,653	23,799	15,321	2,683	23,502	

196.

QUEBEC AND BLANC SABLON.

HOLLIDAY BROS.

Vote 196.—Steam service during the year 1910, between Quebec and Blanc Sablon, calling at ports and places along the northern shore of the River St. Lawrence, between such terminals.

1909-10	\$20,000
1910-11	\$20,000

This service was performed by Messrs. Holliday Bros., of Quebec, under terms of a contract bearing date June 17, 1907, and which expires on the close of navigation in the year 1911. The principal provisions, aside from those common to all contracts, are as follows:—

1. 'The contractors having on the opening of navigation on the River St. Lawrence, in the spring of the present year, that is to say, as soon as the ice did permit of the running of a boat over the said route, placed the steamer *King Edward* on the route between Quebec and Natashquan, on the north shore of the River St. Lawrence; and later, that is to say, during the month of May ultimo, did also place the steamer *Aranmore* on the said route, and will, with the said steamers or others of like capacity and equipment, approved by the minister, continue to carry on and maintain a regular service of five round voyages during each month of the remaining season of open navigation on the River St. Lawrence, and so in like manner during each year of the continuance of this contract, in manner as follows:—

Ports of Call.

'From Quebec to Esquimaux Point five round voyages each month, calling both ways on all trips at Les Escoumains, Manicouagan, Godbout, Pointe des Monts, Trinity Bay, Seven Islands, Moisie, Sheldrake, Thunder River, Magpie, River St. John, Long Point and Mingan; three of such trips each month to be extended during each season to Natashquan, with a further extension of one trip each month to Harrington, calling at way ports between Natashquan and Harrington, and in addition extending one trip each season to Blanc Sablon, also calling at intermediate ports.

It is understood and agreed that the calls at Les Escoumains commenced early in the current month of June and are to be continued regularly thereafter whenever weather conditions and tide will permit, or when there is freight and passengers to land or embark at that place; and that the first trip to Natashquan and Harrington, calling at way ports as above, shall also be run during the current month of June, and shall be continued regularly as hereinbefore provided for.

Termination of Contract.

2. 'The contract shall remain in force to the close of navigation in the year 1911.

Description of Vessel Employed.

3. 'The said steamer *King Edward* is guaranteed to be of four hundred tons gross measurement, with an average speed capacity of 12 knots per hour, with passenger accommodation for 30 saloon and 50 steerage passengers, and with a carrying capacity

9-10 EDWARD VII., A. 1910

of from 1,500 to 2,000 barrels, lighted with electricity and classed A.1 at Lloyds. And the steamer *Aranmore* is in like manner guaranteed to be of eleven hundred and seventy tons gross measurement, like average speed, and with adequate accommodation for not less than 75 first-class, 20 second-class and 100 or more steerage or deck passengers.

Subsidy: \$20,000 per annum.

4. 'The subsidy is twenty thousand dollars (\$20,000) per annum, payable as follows, viz.: In each year during the continuance of the contract the sum of six thousand dollars (\$6,000) on the first day of July; six thousand dollars (\$6,000) on the the first day of October; and the balance of eight thousand dollars (\$8,000) on the closing of navigation as hereinbefore defined.

Carriage of Mails.

Clause 7 of the contract provides for the carriage of mails.

Description of Vessels Employed.

NAME.	DIMENSIONS.			TONNAGE.		N. H. P.	Speed.	BUILT		
	Length.	Breadth.	Depth.	Net.	Gross.			At	In	Of
	Feet.	Feet.	Feet.				K'ts			
King Edward	149	24	11.1	155	355	58	14	Beverly	1902	Steel.
Restigouche	229.7	31	16.1	463	945	150	12	Port Glasgow.	1877	Iron.
Aranmore	241.5	34.8	15.7	500	1,170	260	Dundee.....	1890	Iron.
Savoy	129.9	25.2	11.5	184	348	53	Montrose.....	1895	Steel.

Distances.

The distance from Quebec to Natashquan is 510 miles; from Quebec to Harrington, 615 miles; from Quebec to Blanc Sablon, 720 miles.

TRAFFIC RETURNS.

Calendar Year.	Number of Passengers Carried.	Tons of Freight Carried.	Live Stock.	Mails.		Subsidy Paid.
				Lock Bags.	Tied Sacks.	
1907	In.....1,070 Out.1,438 Total .. 2,508	6,300 17,700 24,000	Not stated.	Not stated.		\$ 20,000
1908.....	In.....1,532 Out.1,163 Total .. 2,695	940 9,240 10,180	22 22	771 922 1,693	724 724 1,448	20,000
1909	In.....1,067 Out.....1,292 Total .. 2,359	1,070 2,900 4,970	31 79 110	698 891 1,589	448 465 913	20,000

197.

QUEBEC AND GASPE BASIN.

BOUCHARD BROS.

Vote 197.—Steam service between Quebec and Gaspé Basin, touching at intermediate ports.

1909-10	\$8,500
1910-11	\$8,500

This service is performed by Messrs. Bouchard Bros., of Quebec, under terms of a contract bearing date the 27th January, 1909, and which expires on the close of navigation in 1913. The principal provisions, aside from those common to all contracts, are as follows:—

Frequency of Service—Ports of Call.

1. The contractors will on the opening of navigation on the River St. Lawrence in the spring of the present year, that is to say, as soon as the ice will permit of the running of a boat over the following route, place their steamer the *Restigouche*, of 945 and 463 gross and net tons, respectively, on the route between Quebec and Gaspé Basin, and will during the season of open navigation on the River St. Lawrence, that is to say, as long as the ice will permit of the running of a boat over the said route in each year during the continuance of this contract, carry on and maintain by means of the said steamer or by means of another of the same class acceptable to the minister, a regular service of two full round trips each month between Quebec and Gaspé Basin calling both ways, weather and water permitting, at Matane, Cape Chatte, St. Anne des Monts, Mont Louis, Grand Vallée, Chlorydomes, Fox River, Griffin Cove, L'Anse à Louise, Grande Grève, Douglastown, Gaspé Basin, and at the following places once each round trip, either on the up or down voyage, viz., Ste. Félicité, Mechin, Martin River, Claude River, St. Antoine, Little Magdalen, Cape Magdalen, Petite Vallée, Pte. Frigate, Pte. Seches, Grand Etang, Anse à Valeau, Pte. Jaune, Little Fox River, Cape Rosier, as well as such other port or ports, place or places, en route as the minister may from time to time direct, and

(a) Calling both ways at Rivière du Loup wharf, provided there be sufficient depth of water to do so.

Provision for Change in Service.

2. The minister may authorize any change or changes in the services as above defined as may not be inconsistent with the terms of the vote providing for the payment of the subsidy.

Termination of Contract.

3. This contract, unless sooner terminated under the provision of section 19, shall remain in force to the close of navigation, in the year one thousand nine hundred and thirteen.

Subsidy: \$8,500 per Annum.

The subsidy is eight thousand five hundred dollars (\$8,500) per annum, payable as follows, viz.: In each year during the continuance of this contract the sum of two

9-10 EDWARD VII., A. 1910

thousand five hundred dollars (\$2,500) on the first day of July; three thousand dollars (\$3,000) on the first day of October, and the balance of three thousand dollars (\$3,000) on the closing of navigation as hereinbefore defined.

Carriage of Mails.

Clause 6 of the contract provides for the carriage of mails.

Description of Vessel Employed.

The SS. *Restigouche*, above referred to, was built at Port Glasgow in 1877, of iron, and registered at Quebec in 1903; length, 229.7 feet; breadth, 31.0 feet; depth, 16.1 feet; net tonnage, 463; gross tonnage, 945; horse-power, 150.

Distance.

The distance between Montreal and Gaspé is 620 miles.

TRAFFIC RETURNS.

Calendar Year.	Number of Passengers Carried.	Tons of Freight Carried.	Live Stock.	Mails.	Subsidy Paid.
					\$
1907	2,275	2,200			8,500
1908	2,225	2,295	Nil.	Nil.	8,500
1909	In 1,095 Out 711 Total.. 1,806	1,014 1,345 2,359	Nil.	Nil.	8,500

198.

QUEBEC AND ISLE OF ORLEANS.

QUEBEC AND LÉVIS FERRY COMPANY, LIMITED.

Vote 198.—Steam service between Quebec and the Isle of Orleans during the time between the the closing of regular navigation in the autumn and the taking of the ice bridge between the island and the mainland; also after the breaking up of the ice bridge until the resumption of regular navigation in the spring.

1909-10	\$500
1910-11	\$500

This service was performed by the Quebec and Lévis Ferry Company, Limited, of Quebec, under terms of a contract bearing date November 1, 1908, which expired in the spring of 1909, and was not renewed. The principal provisions, aside from those common to all contracts, were as follows:—

SESSIONAL PAPER No. 10e

Ports of Call—Frequency of Service.

1. 'The contractors being the owners of and having control of the steamer *Polaris*, a vessel of 532 tons gross register, with such adequate accommodation for both passengers and freight as is necessary for the service herein contracted for, will, as soon hereafter during the current month or during the month of December next, as may be necessary or required, place the same on a route between the city of Quebec and the Island of Orleans, and maintain therewith a service of at least four full round trips each week from and to the said ports or places and return during the time occurring between the closing of regular navigation in the present autumn and the taking of the ice bridge between the said Island of Orleans and the mainland, and again in the ensuing spring from the time of the breaking up of the ice bridge to the resumption of regular navigation.

Termination of Service.

4. 'This contract shall, unless otherwise terminated under the provisions of section 5 hereof, or unless further extended for another year at the option of the minister, remain in force and have effect only until the said resuming of regular communication between the points named in the month of April next.

Subsidy: \$500.

6. 'A subsidy of five hundred dollars (\$500) is payable on the completion of the service hereinbefore contracted for.

Description of Vessel Employed.

The SS. *Polaris* above referred to was built at Lévis in 1883 of wood and registered at Quebec in the same year; length, 118 feet 5 inches; breadth, 31 feet 4 inches; depth, 16 feet 5 inches; net tonnage, 335; gross tonnage, 532; capacity, 450; 200 nominal horse-power; speed, 10 knots.

Distance.

The distance between terminal points is 5 miles.

TRAFFIC RETURNS.

Calendar Year.	Number of Passengers Carried.	Tons of Freight Carried.	Live Stock.	Mails.	Subsidies Paid.
1907	1,307	37	Nil.	Nil.	\$500
1908	In..... 400	27	Nil.	Nil.	\$500
	Out..... 400	30			
	Total ... 800	57			
Jan. 1 to April 23, 1909	400	31	Nil.	Nil.	\$500

199.

RIVIERE DU LOUP, TADOUSAC AND OTHER NORTH SHORE PORTS.

THE TRANS-ST. LAURENT COMPANY, LIMITED.

Vote 199.—Steam service between Rivière-du-Loup, Tadousac and other north shore ports.

1909-10	\$6,000
1910-11	\$6,000

This service is performed by the Trans-St. Laurent Company, Limited, of Fraserville, Quebec, under contract dated July 12, 1909, which expires on October 31, 1911. The principal provisions are as follows:—

1. The contractors owning or controlling the steamer *Contest*, and having on the 24th day of June next preceding the date of these presents placed the said steamer *Contest* on the route between Rivière-du-Loup and certain ports on the north shore of the River St. Lawrence, and having maintained the service on the said route as hereinafter described until the 12th of July, will on that date replace the steamer *Contest* by the steamer *Rhoda* of 182 gross and 59 net tons register, or with some other steamer of like equipment and capacity, and will continue to perform the said service until and including the 31st day of October of each year during the continuance of this contract.

Service and Ports of Call.

2. The service shall consist of the following trips, viz.:—

(a) Leaving Rivière-du-Loup daily, except Sunday, calling at Tadousac, Ste. Catherine's Bay and St. Simeon, and once or twice a week at Escoumains, and back to Fraserville the same evening, during the months of July and August.

(b) Leaving Rivière-du-Loup, calling at Tadousac, St. Catherine's Bay, St. Simeon four times a week, except Sunday, taking in once or twice a week Escoumains, during the months of June and September.

(c) Leaving Rivière-du-Loup, calling at Tadousac, St. Catherine's Bay and St. Simeon semi-weekly, taking in Escoumains once or twice and back to Rivière-du-Loup during the months of May and October.

(d) A round trip from Rivière-du-Loup, calling at Tadousac or other ports, each Sunday, during the continuance of this contract.

2. (a) It is understood that the steamers of the company will not be obliged to take in St. Simeon on the dates where they will have to call at Escoumains.

Termination of Agreement.

3. This agreement shall continue in force, unless terminated as otherwise provided, until and including the 31st day of October, 1911.

Calls at Government Wharfs.

4. In consideration of the subsidy herein stipulated, the contractors agree to call at all government wharfs when such is practicable, and when such wharfs are available within the area for which service is subsidized.

SESSIONAL PAPER No. 10e

Subsidy: \$6,000 per Annum.

5. The subsidy is \$6,000 per annum, payable in three equal instalments of two thousand dollars (\$2,000) on the first days of July, September and November during the continuance of this contract.

Carriage of Mails.

Clause 7 of the contract provides for the carriage of mails.

Description of Vessels Employed.

NAME.	DIMENSIONS.			TONNAGE.		N. H. P.	Speed.	BUILT.		
	Length.	Breadth	Depth.	Net.	Gross.			At	In	Of
	Feet.	Feet.	Feet.							
Contest	132·3	23·0	10·5	104	270	100	...	Quebec.....	1872	Composite
Rhoda.....	131·6	23·0	10·1	59	182	45	...	Rebuilt, Levis	1895	
								Levis, Que....	1874	Wood.

Distances.										Miles.
Rivière du Loup to St. Simeon										35
St. Simeon to St. Catherine's Bay.....										30
St. Catherine's Bay to Tadousac										5
Tadousac to Escoumains.....										28
										98
Rivière du Loup to Tadousac.										24

TRAFFIC RETURNS.

CALENDAR YEAR.	PASSENGERS.		FREIGHT.		Live Stock.	MAILS.		Subsidy Paid.
	1st Class.	2nd Class	Tons Weight.	Tons Meas.		Lock Bags.	Tied Sacks.	
1909.								
In.....	500	115	307	3	125	148	\$3,538 25
Out.....	593	144	629	10	305	505	
Total.....	1,093	259	936	13	430	653	

200.

RIVER OUELLE AND LOWER ST. LAWRENCE.

Vote 200.—Winter Steam Service between River Ouelle and the Lower St. Lawrence.

1909-10..	Nil.
1910-11	\$8,000

No contract has been entered into for this service.

201.

ST. CATHERINE'S BAY AND TADOUSAC.

PRICE BROTHERS.

Vote 201.—Steam Service between St. Catherine's Bay and Tadoussac during the winter season.

1909-10	\$2,500
1910-11	\$2,500

This service was performed during the early part of 1909 by Price Bros., of Quebec, under contract dated February 5, 1909, which expired on May 15, 1909, and has not been renewed.

Service.

A regular service was performed between St. Catherines' Bay and Tadousac, Que., consisting of two round trips each day—one in the forenoon and the other in the afternoon—until May 1, 1909, and thereafter, if required, one round trip each day until May 15.

Subsidy, \$25.00 per day.

The subsidy was \$25 per day, payable in instalments, as earned, on the last days of February and March, and upon the discontinuance of the service.

Description of Steamer Employed.

NAME.	DIMENSIONS.			TONNAGE.		No. H.P.	Speed	BUILT.		
	Length	Breadth	Depth	Net.	Gross.			At	In	Of
	Feet.	Feet.	Feet.				Knts.			
Muriel.	69	16.8	7	44	64	24	—	Quebec.	1902.	Wood.

SESSIONAL PAPER No. 10e

Distance.

St. Catherine's Bay to Tadousac, 2 miles.

TRAFFIC RETURNS.

Year.	Passengers.	Freight	Live Stock.	Mail Bags.	Subsidy Paid.
	No.	Tons.	No.	No.	\$ cts.
1909.	No.	Tons.	No.	No.	\$ cts.
February 15 to May 15.....	359	6	9	260	2,250

202.

CANADA AND CUBA.

WM. THOMSON & CO.

Vote 202.—Steam Service between Canada and Cuba.

1909-10	Nil.
1910-11	\$25,000

This service is performed by Wm. Thomson & Co., Ltd., of St. John, N.B., under contract dated December 1, 1909, which expires at the end of one year from the date of the first sailing in December. The principal provisions of the contract are:—

Services and Ports of Call.

1. The contractors owning or controlling such steamships of British or Canadian register, as may be approved by the minister, of a minimum gross and net tonnage of 2,000 and 1,000 tons respectively, each having passenger accommodation for not less than twenty first-class passengers, and guaranteed as rating at Lloyds 100 A1, will, within thirty days of the date of these presents, place the said steamships or such other steamships as may be approved from time to time by the minister, on a route between St. John, in the province of New Brunswick, and Havana, in the Republic of Cuba, and will continue to maintain therewith for a period of one year from the date of the first sailing from St. John a direct monthly service each way from the said port of St. John to the said port of Havana and return thereto, sailing from St. John at regular intervals on such fixed dates as may be sanctioned by the minister, such dates to be advertised at least 20 days in advance of the respective sailings.

Speed.

2. Each of the said steamships, while employed as herein agreed, shall, on all north and south-bound voyages, run at an average speed of not less than 10 knots per hour, extraordinary conditions of the weather excepted.

9-10 EDWARD VII., A. 1910

Subsidy—\$25,000 per annum.

3. The subsidy is at the rate of \$25,000 per annum, payable in quarterly instalments of \$6,250 upon the completion of the service every three months from the commencement of the contract, as hereinbefore stipulated.

Freight Rates to be Approved by the Minister.

Clause 8 provides that freight rates proposed to be charged shall be submitted to the minister for his approval, and, after being approved, shall not be changed except with his consent.

Traffic to be routed via I.C.R.

Clause 9 provides that all freight from Cuba shall, when not otherwise routed by shippers or consignees, be delivered to the Intercolonial Railway at St. John for shipment to final destination in Canada, on condition that the I.C.R. rates are not in excess of rates charged by any other railway between St. John and final destination in Canada.

Freight for export to Cuba shall be routed *via* Montreal and the I.C.R. when possible.

Passengers for points in the Maritime provinces and Quebec shall be delivered to the I.C.R. at St. John, provided the routing of such passengers is controlled by the contractor, and that they are not otherwise routed.

Transportation of Trade Commissioners.

Clause 10 provides for the free transportation of Canadian Trade Commissioners, their wives and children, or Canadian Commercial Agents, with first-class accommodation and meals, and free transportation for their household effects, when travelling upon official duties, or being transferred from one post to another, upon request of the minister.

Additional Steamships.

Clause 11 provides that additional steamships shall be placed upon the route if there is sufficient cargo to justify so doing, upon notification being given by the minister to the contractors in writing. Such additional service shall be given without further subsidy.

Carriage of Mails.

Clause 13 of the contract provides for the carriage of mails.

Distances.

St. John to Havana, 1,700 miles.

SESSIONAL PAPER No. 10e

Description of Vessels Employed.

NAME.	DIMENSIONS.			TONNAGE.				PASSENGER ACCOMMODA- TION.	Refrigerator Space.	BUILT.		
	Length.	Breadth.	Depth.	Net.	Gross.	Capacity.		First Class.		At	In	Of
						Weight.	Mea- sure- ment.					
	Ft.	Ft.	Ft.					Number.	Cu.Ft			
Felix.....	290	42	19	1123	1857	2500	3400	Nil	Newcastle.....	1907	Steel.
Bertha.....	269	39	10.5	1067	1681	2668	2850	Nil	Arendal.	1906	Steel.

TRAFFIC RETURNS.

CALENDAR YEAR.	PASSENGERS CARRIED.	FREIGHT CARRIED.		Live Stock.	MAILS.		SUBSIDY PAID.
		Tons Weight.	Tons Meas.		Lock Bags.	Tied Sacks.	
Dec. 1 to Dec. 31, 1909.	No.			No.	No.	No.	\$ cts.
	In.....						Nil.
	Out.... 2		6150				

203.

ST JOHN AND DIGBY.

DOMINION ATLANTIC RAILWAY COMPANY.

Vote 203.—Steam Service between St. John and Digby.

1909-10	\$20,000
1910-11	\$20,000

This service is run by the Dominion Atlantic Railway Company, of Kentville, N.S., under terms of a contract bearing date April 20, 1909, and which expires on March 31, 1910, the principal provisions, aside from those common to all contracts, being as follows:—

Period of Contract.

1. 'The contractors having on the first day of April next preceding the date of these presents placed their steamer the *Prince Rupert* on the route between the city

9-10 EDWARD VII., A. 1910

of St. John, in the province of New Brunswick, and Digby, in the province of Nova Scotia, and have from that date carried on and maintained, and will continue to maintain by means of the said steamer, or a substitute steamer of equal class and capacity, approved by the minister, for and during the period of one year from the said first day of April, a regular and uninterrupted service between the ports or places hereinbefore named, making full round daily trips from St. John to Digby and return to St. John (Sundays excepted), connecting each day with trains at St. John; and especially is it understood and agreed on the part of the contractors that on all trips from Digby to St. John the steamer shall arrive at St. John in ample time for passengers and mails westward bound to connect with the afternoon train via the Canadian Pacific Railway for Montreal.

Carriage of Mails on Extra Trips.

2. 'It is understood and agreed that if during the continuance of this contract other trips are made than as above specified, all mails tendered shall be carried without any additional remuneration than the subsidy herein provided for.

Renewal of Contract.

3. 'This contract shall remain in force and have effect for one year from the first day of April, as aforesaid.

Subsidy: \$20,000 per Annum.

The subsidy is twenty thousand dollars (\$20,000), payable quarterly, that is to say, as follows:—

During the month of July next following the date of these presents five thousand dollars (\$5,000), and on the first day of each of the months of October, January and April next following, a like sum of five thousand dollars (\$5,000) or such portion thereof as shall have been earned each quarter on the basis of daily trips.

Carriage of Mails.

Clause 6 of the contract provides for the carriage of mails.

Description of Vessels Employed.

NAME.	DIMENSIONS.			TONNAGE.			PASSENGER ACCOMMODATION.			Refrigerator Space.	N. H. P.	Speed, Knots.	BUILT		
	Length.	Breadth	Depth	Net.	Gross.	Capacity.	1st Class.	2nd Class.	3rd Class.				At	In	Of
	Ft.	Ft.	Ft.												
Prince Rupert.....	268	32	11½	620	1,458	300	850	Nil.	400	18	Dumbarton...	1894	Steel.
Prince Albert.....	103	20	8½	49	108	50	150	Nil.	40	10	Shelburne, N.S.	1901	Wood

SESSIONAL PAPER No. 10e

Distance.

The distance given between St. John and Digby is 47 miles.

TRAFFIC RETURNS.

Calendar Year.	Number of Passengers Carried.	Tons of Freight Carried.	Live Stock.	Mails.	Subsidies Paid.
1907.....	27,068	21,285	Not stated.	Not stated.	\$16,245 29
1908.....	28,782	21,161	349	2,693 lock bags. 8,413 tied sacks.	19,935 90
1909.....				Baggs. Sacks.	
In.....	16,125	3,142	148	2,527 6,533	
Out.....	13,767	18,919	323	1,887 9,441	19,792 50
Total.....	29,889	22,061	471	4,414 16,004	

204.

ST. JOHN, DIGBY, ANNAPOLIS AND GRANVILLE.

VALLEY STEAMSHIP COMPANY, LTD.

*Vote 204.—Steam Service between St. John, Digby, Annapolis and Granville;
viz.: along the west side of Annapolis Basin.*

1909-10	\$1,500
1910-11	\$1,500

This service is performed by the Valley Steamship Company, Limited, of Granville Ferry, N.S., under terms of a contract bearing date July 2, 1909, which expires on March 31, 1910. The principal provisions, aside from those common to all contracts, are as follows:—

Frequency of Service—Ports of Call.

1. 'The contractors having prior to the first day of April last past, placed their steamer the *Granville*, a vessel 105 feet in length, 22 feet breadth, with a draught when loaded of 10 feet, having a carrying capacity equal to 1,000 barrels of cargo, and adequate passenger accommodation for 40 passengers, with a speed of 10 knots per hour, on a route between the port of St. John, in the province of New Brunswick, and the ports of Annapolis Royal and Granville Ferry, both in the province of Nova Scotia, and having since that date regularly run the said steamer weekly over the said route, will continue to so run during the continuance of this contract, calling on all trips both ways at Victoria Beach and Littlewoods wharf (opposite Goat Island), and when tide and weather will permit will continue such trips to Granville Centre and Round Hill, with the privilege on the part of the contractors of further extending the route to Bridgetown, all in the province of Nova Scotia; it being understood and agreed, however, that during the winter months in case the ice will not permit the running of the vessel up the Annapolis basin and river, the trip from St. John shall be allowed to terminate at Digby.

9-10 EDWARD VII., A. 1910

Termination of Contract.

2. 'This contract shall remain in force only until the 31st day of March, 1910, unless sooner terminated under the provisions of section 11 hereof.

Government Wharfs.

3. 'In consideration of the subsidy herein stipulated, the contractors agree to call at all government wharfs when such is practicable and when such wharfs are available.

Subsidy: \$1,500 per Annum.

4. 'The subsidy is one thousand five hundred dollars (\$1,500), payable in quarterly instalments of three hundred and seventy-five dollars (\$375) on each of the first days of July, October, January and April, occurring during the continuance of this contract.

Description of Vessel Employed.

The ss. *Granville*, above referred to, was built at Shelburne, N.S., in 1904, of wood, and registered at Yarmouth, N.S., in the same year; length, 97 feet; breadth, 21 feet 6 inches; depth of hold, 9 feet; net tonnage, 49; gross tonnage, 97; 30 nominal horse-power; speed, 10 knots.

Distances.

The distance between terminal ports is stated to be 75 miles.

TRAFFIC RETURNS.

Calendar Year.	Number of Passengers Carried.	Tons of Freight Carried.	Live Stock.	Mails.	Subsidy.
1907.....	100	2,721	Nil.	Nil.	\$1,500
1908.....	131	3,119	Nil.	Nil.	1,500
1909..... { In..	31	2,176	Nil.	Nil.	1,471 15
{ Out	27	892			
Total, 1909....	58	3,069			

205.

ST. JOHN, DIGBY, BEAR RIVER AND CLEMENTSPORT.

BEAR RIVER STEAMSHIP COMPANY.

Vote 205.—Steam Service between St. John, Digby, and Bear River and Clementsport.

1909-10	\$1,500
1910-11	\$1,500

This service is performed by the Bear River Steamship Company, Limited, of Bear River, N.S., under terms of a contract bearing date February 22, 1909. This

SESSIONAL PAPER No. 10e

contract expires on March 31, 1910. The principal provisions, aside from those common to all contracts, are as follows:—

Ports of Call.

1. 'The contractors being the owners of a steamer called the *Bear River*, with a carrying capacity of 1,000 barrels freight and 30 passengers, and with a speed of nine knots per hour, will on the first day of April next following place the said steamer on a route between the port of St. John, in the province of New Brunswick, and Bear River and Clementsport, in the province of Nova Scotia, and will continue to maintain therewith a regular service between the said ports or places, calling on all trips both ways at Victoria Bridge and Digby, in the said province of Nova Scotia, with the privilege of also calling when wharf facilities are completed at Deep Brook, in the said province; it being understood and agreed that during the winter months when the ice prevents getting to Bear River the trips may terminate at either Victoria Bridge or Digby; and further, that trips to Clementsport may be omitted whenever tide and weather will not permit of a landing at that place, evidence of such inability to reach Bear River or to call at Clementsport to be furnished the minister in each case.

Frequency of Service.

2. 'The service hereinbefore described and on the part of the contractors agreed to be performed, shall be regular and uninterrupted; one round trip from St. John to the ports mentioned and return shall be run each week from the commencement of the service until March 31, 1910, unless sooner terminated in manner hereinafter provided, or unless continued at the option of the minister for another year from such date.

Subsidy: \$1,500 per Annum.

The subsidy is payable at the rate of one thousand and five hundred dollars (\$1,500) per annum, payable in quarterly instalments of three hundred and seventy-five dollars (\$375) on the first days of the months of July, October, January and April occurring during the period of this contract, and so in like manner during the further continuance of this contract as hereinbefore provided.

Description of Vessel Employed.

The ss. *Bear River* was built at Shelburne, N.S., in 1905, of wood, and registered at Digby in the same year; length, 90 feet; breadth, 20 feet; depth of hold, 8 feet; registered tonnage, 71; speed, 9 knots.

Distances.

The distances are given as follows:—Bear River to Victoria Bridge, 4 miles; Victoria Bridge to Clementsport, 6 miles; Clementsport to Digby, 10 miles; Digby to St. John, 45 miles.

TRAFFIC RETURNS.

Calendar Year.	Number of Passengers Carried.	Tons of Freight Carried.	Live Stock.	Mails.	Subsidies Paid.
1907.....	Nil.	2,487	Nil.	Nil.	\$1,500 00
1908.....	Nil.	2,614	Nil.	Nil.	1,500 00
1909..... { In.....	1,790	Nil.	Nil	1,473 22
{ Out.....	Nil.	770			
Total, 1909.....	2,569			

206.

ST. JOHN, DUBLIN AND BELFAST.

ULSTER STEAMSHIP COMPANY.

Vote.—206.—Steam Service between St. John, Dublin and Belfast, during the winter season.

1909-10	\$7,500
1910-11	\$7,500

This service is performed under terms of a contract entered into on June 25, 1909, with the Ulster Steamship Company, Limited, of Belfast, Ireland, represented in Canada by Messrs. McLean, Kennedy & Company, of Montreal, who run what is known as the Head Line of steamers. It is a winter service only, sailing from St. John, N.B., to Belfast or Dublin at regular intervals, averaging two sailings each month until ten complete round trips have been run. The contract expires on the opening of St. Lawrence navigation in 1910.

Its principal provisions, aside from those common to all contracts, are as follows:—

Period of Contract—Speed of Steamers—Calls at Other Ports.

1. The contractors, owning and controlling the steamships *Rathlin Head, Carrigan Head, Bray Head, Ramore Head, Inishowen Head, Bengore Head, Torr Head, Malin Head, Glen Head, Teclin Head, Dunmore Head, Howth Head and Glenarm Head*, of the Head Line, all of which are guaranteed as rating at Lloyds 100 A1, will, in the month of December next after the date of these presents, or earlier, place such of said steamers as may be necessary to fulfil the terms of this agreement, on a route between the port of St. John, N.B., and the ports of Belfast and Dublin in Ireland, and will maintain therewith during the winter season of 1908-9 a service averaging not less than two sailings each month between the said ports, sailing from Belfast or Dublin for St. John aforesaid and returning thereto, sailing from St. John at regular intervals on such fixed dates as may be sanctioned by the minister, such dates to be advertised at least twenty days in advance of sailings, until not more than ten round trips have been run and completed prior to the opening of navigation on the River St. Lawrence in the spring of 1910.

Each of the said steamers while employed as aforesaid shall on all eastbound voyages be run at an average speed of not less than ten knots an hour, extraordinary conditions of weather excepted.

It is understood and agreed that the said steamers are not to call at any intermediate or other port either on the westward or eastward voyages while employed under the terms of this contract, except when on westbound voyages at a port in Great Britain for bunkering purposes, or for cargo for transportation to St. John's Nfld. or to a Canadian port other than the port of St. John, N.B., aforesaid, the transportation of such cargo, and the calling at ports other than St. John, N.B., subject to revocation at the will of the minister; it being understood and agreed that the port of St. John, N.B., shall in all cases be the terminal port on all westbound voyages, and the last port of departure on all eastbound voyages.

SESSIONAL PAPER No. 10e

Transportation of Canadian Trade Commissioners.

2. The Canadian Trade Commissioners and their wives and children or Canadian Commercial Agents shall be granted free transportation, meals included, with first-class accommodation and free transportation for their household effects, when travelling upon their official duties, upon request of the minister.

Subsidy: \$7,500 per Season (10 Voyages).

3. The subsidy is seven hundred and fifty dollars (\$750) for each round trip duly performed from Belfast and Dublin to St. John aforesaid and return therefrom to Belfast or Dublin, aggregating for the ten round trips hereinbefore referred to, the sum of seven thousand and five hundred dollars (\$7,500); such subsidy to be payable in two instalments, the first of three thousand dollars (\$3,000) on completion of four full round trips regularly run in compliance with the terms of this agreement, and the balance on the completion of the service contracted for.

Freight Rates.

Clause 7 of the contract provides that freight rates shall be subject to the approval of the minister.

Carriage of Mails.

Clause 9 of the contract provides for the carriage of mails.

Description of Vessels Employed.

NAME.	DIMENSIONS.			TONNAGE.			N.H.P.	Speed.	Passenger accommodation.	Refrigerator space.	BUILT		
	Length.	Breadth.	Depth.	Gross.	Net.	Capacity.					At	In	Of
	Ft.	Ft.	Ft.			Wgt.		Knots	1st Class.	C.F.			
Glenarm Head....	360	46·1	28·0	3,908	2,527	6,150	379	10½	6	Nil.	Belfast...	1897	Steel.
Malin Head.....	345	43·0	29·7	3,467	2,228	5,300	335	10	2	Nil.	" ..	1892	"
Bray Head.....	330	41·5	25·1	3,150	2,019	4,800	264	10	2	Nil.	Wallsend	1894	"
Inishowen Head..	341·7	40·0	30·2	3,650	1,987	4,700	309	10½	2	Nil.	Belfast...	1886	Steel & iron.
Bengore Head...	324	37·2	17·7	2,490	1,619	3,630	260	11	2	Nil.	Glasgow	1884	Iron.
Dunmore Head...	302·4	40·2	19·5	2,293	1,458	3,500	258	10	4	Nil.	Belfast...	1889	Steel.
Ramore Head....	402·1	44·7	27·8	4,444	2,913	6,500	473	11	12	Nil.	" ..	1891	"
Carrigan Head...	376·6	45·1	31·6	4,201	2,717	6,200	438	11	8	Nil.	" ..	1901	"

9-10 EDWARD VII., A. 1910

Distances.

The distance from St. John to Dublin is given as 2,550 miles; from St. John to Belfast, 2,500 miles.

TRAFFIC RETURNS.

Calendar Year.	Number of Passengers Carried.	Tons of Freight Carried.	Live Stock.	Mails.	Subsidies Paid.
1907.....	Nil.	26,039	Nil.	Nil.	\$4,500
1908.....	Nil.	10,443	Nil.	Nil.	3,000
1909.....	Nil.	8,402	Nil.	Nil.	2,250

207.

ST. JOHN AND GLASGOW.

DONALDSON LINE.

Vote 207.—Steam Service between St. John and Glasgow, during the winter season.

1909-10	\$15,000
1910-11	\$15,000

This service is performed by Messrs. Donaldson Bros., of Glasgow, represented by their duly authorized agent, Mr. Robert Reford, partner of the firm of Robert Reford & Company, Limited, of Montreal, and is a winter service only, being run under terms of a contract bearing date February 1, 1909, which expires on April 30, 1910. The principal terms of the contract, aside from those common to all contracts, are as follows:—

Period of Contract.

1. 'The contractors, owning and controlling the steamships *Concordia*, *Alcides*, *Lakonia*, *Tritonia* and *Salacia*, all of which are guaranteed by the contractors as rating at Lloyds 100 A1, will place such steamships, and if necessary in order to fulfil the terms of this contract, other steamers of like class and capacity on a route between the port of Glasgow in Scotland and the port of St. John, in the province of New Brunswick, and will maintain therewith during the winter season of 1909-10 a regular weekly service between the said ports, commencing in the month of November following the date of these presents, and continuing until not more than twenty complete round trips have been run prior to the 30th day of April, in the year 1910, sailing from and returning to each of the ports aforesaid at regular intervals, and on such fixed

SESSIONAL PAPER No. 10e

dates as may be sanctioned by the minister, such dates to be advertised at least twenty days in advance of sailings. Each of the said steamers while employed as aforesaid, shall be run at an average speed of not less than ten knots per hour, extraordinary weather excepted.

Subsidy: \$15,000 per Season (20 Voyages).

2. 'The subsidy is payable at the rate of seven hundred and fifty dollars (\$750) for each round trip from Glasgow to St. John aforesaid and return therefrom to Glasgow, duly performed, aggregating for the twenty round trips, if run and fully completed under the terms of section 1 hereof, fifteen thousand dollars (\$15,000), or in like proportion for any lesser number of trips so run and completed prior to the 30th day of April aforesaid; such subsidy to be payable in three instalments: the first of seven thousand five hundred dollars (\$7,500) on the completion of ten full round trips regularly run in compliance with the terms of this agreement; the second at the above rate per round trip for all additional trips regularly run in compliance with the terms of this agreement prior to the first day of April aforesaid; and the balance on the completion of the service herein contracted for or as soon thereafter as funds are available for the purpose.

Freight Rates.

Clause 4 of the contract provides that freight rates shall be subject to the approval of the minister.

Carriage of Mails.

Clause 6 of the contract provides for the carriage of mails.

Description of Vessels Employed.

NAME.	DIMENSIONS.			TONNAGE.			PASSENGER ACCOMMODA- TION.			Refrigerator Space, N. H. P.	Speed, Knots.	BUILT		
	Length.	Breadth.	Depth.	Net.	Gross.	Capacity.	1st Class.	2nd Class.	3rd Class.			At	In	Of
	Ft.	Ft.	Ft.							C. F.				
Salacia...	390	46	28'7	2,636	4,134	5,900	Nil.	12	Nil.	Nil.	501 13½	Whiteinch...	1895	Steel.
Cassandra	455	53'2	29'1	5,228	8,135	8,590	Nil.	210	1,040	7,700	862 13½	Greenock...	1906	Steel.
Lakonia...	401'7	49'2	28'1	3,046	4,686	7,280	Nil.	12	Nil.	14,527	520 12	Govan.....	1899	Steel.
Athenia...	478	56	32'5	5,523	9,080	10,500	Nil.	250	1,000	16,122	855 14	Barrow.....	1904	Steel.
Parthenia.	400'5	52'1	29'3	3,310	5,760	8,555	Nil.	12	Nil.	16,000	489 12	Hartlepool...	1901	Steel.

9-10 EDWARD VII., A. 1910

Distances.

The distance between St. John and Glasgow is given as 2,630 miles.

TRAFFIC RETURNS.

Calendar Year.	Number of Passengers Carried.	Tons of Freight Carried.	Live Stock.	Bags Mail.	Subsidy Paid.
1907.....	In.....1,764 Out..... 91 Total.....1,855	39,980 47,511 87,491	Not stated.	Not stated.	\$8,500
1908.....	In.....462 Out..... 61 Total.....523	26,452 55,690 82,142	251 6,207 6,458	11 11	14,250
1909.....	956 173	24,806 55,638	292 5,772	16	10,500
Total	1,129	80,444	6,064	16	

208.

ST. JOHN, HALIFAX AND LONDON.

FURNESS, WITHEY AND COMPANY.

Vote 208.—Steam Service on services between St. John, Halifax and London.

1909-10	\$40,000
1910-11	\$40,000

This service is run the year round by Messrs. Furness, Withy & Company, Limited, between St. John, N.B., Halifax, N.S., and London, and by the Canadian Pacific Railway Company between the months of November and April between St. John, N.B., and London, England, and calling on all eastbound voyages at Halifax, and on all westbound voyages at Antwerp.

The contract with Messrs. Furness, Withy & Company, Limited, bears the date February 26, 1909, and expires March 31, 1910. The principal provisions, aside from those common to all contracts, are as follows:—

Period of Contract.

1. 'The contractors will, on the first day of April next following the date of these presents, place on the route between St. John, N.B., and London, G.B., calling on all voyages both outward and inward at Halifax, N.S., a sufficient number of steamers to run the service as hereinafter provided, and will with such steamers maintain until the 31st day of March, 1910, a regular service between the said ports, sailing from the terminal ports at regular intervals of not over fifteen days, or during the fruit-ship-ping season at intervals of ten days if so required by the minister.

SESSIONAL PAPER No. 10e

Ventilated Accommodation for Fruit, Dairy Produce, &c.

2. 'The steamers while run under this contract shall be such as are approved by the minister, and no steamer shall be employed until sanctioned by the minister, and all such steamers shall be fitted with suitable accommodation for carrying perishable cargo, such as apples or other fruit, cheese and other provisions without deterioration, with holds and 'tween decks provided with a thorough system of forced ventilation by means of electric or steam-driven fans in such manner as to secure a uniform circulation of fresh air through all space occupied by such perishable cargo. The intakes for fresh air shall be protected by contrivances for that purpose similar to the 'Gibbs' steamship ventilators, so as to be operated in all weathers without permitting water, spray or other dampness being taken into any place where cargo is carried, and such ventilating appliances shall be operated at all times when cargo is on board and throughout the entire space whenever such perishable cargo may be stored during any voyage.

Carriage of Fruit.

3. 'The steamers while so employed shall not carry in any hold, or between any decks more than five tiers of barrels of apples or other fruit except they be stowed in such manner and with such dunnage as will relieve any tier from the weight of more than four other tiers.

4. 'The handling, loading, stowing and unloading of any fruit carried by said vessels shall be subject to and under the supervision of any officer appointed for that purpose should the minister deem it desirable.

Speed of Steamers when Carrying Fruit.

5. 'The steamers when carrying fruit shall be run at an average speed of not less than twelve knots per hour.

Development of Transportation over Government Railway.

6. 'It is hereby agreed by the contractors that as the aid herein expressed and provided for by the Canadian government is for the express purpose of encouraging the development of Canadian trade and the transportation of Canadian goods through Canadian channels, the company accepts the aid on these conditions and agrees that all freight booked or carried by the said steamships from a port in the United Kingdom and during the time these make Halifax their terminal port, shall, when not otherwise routed by shippers or consignees, be delivered to the Intercolonial railway at Halifax for shipment to final destination in Canada provided that the rates demanded by the Intercolonial railway shall not be in excess of the rates charged by any other railway company from said ports to final destination in Canada.

(a) Contractors are to hand over to the Intercolonial railway at Halifax passengers for points in the Maritime Provinces or the province of Quebec, providing the routing of such passengers is controlled by the contractors and that they are not otherwise routed. It is further agreed that the contractors through their agents in Canada shall see that they have all such freight for export as may be secured by them for a port in the United Kingdom at which the subsidized line may call delivered to the Intercolonial railway at Montreal.

Rebates.

7. 'In additions to the stipulations contained in clause 10 regarding freight rates, the rate per barrel on apples from Halifax to London shall be substantially the same

9-10 EDWARD VII., A. 1910

to all persons under the same conditions, and no rebates shall be given directly or indirectly by the contractors or agents thereof to any Canadian exporter in preference to another.

Subsidy: \$25,000 per Season.

8. The subsidy is twenty-five thousand dollars (\$25,000), payable as follows:—

The sum of twelve thousand five hundred dollars (\$12,500) on the first day of October next after the date of these presents; and the balance of twelve thousand five hundred dollars (\$12,500) on the completion of the service on the first day of April, 1910.

Freight Rates.

Clause 10 of the contract provides that freight rates shall be subject to the approval of the minister.

Carriage of Mails.

Clause 12 of the contract provides for the carriage of mails.

Description of Vessels Employed.

NAME.	DIMENSIONS.			TONNAGE.			PASSENGER ACCOMMODA- TION.				N. H. P.	Speed, Knots.	BUILT		
	Length.	Breadth	Depth.	Net.	Gross.	Capac- ity.	1st Class.	2nd Class.	3rd Class.	Refrigerator Space.			At	In	Of
	Ft.	Ft.	Ft.								C.F.				
Kanawha.....	370	44	31·6	2,488	3,884	5,610	491	13	Linthouse..	1893	Steel.
Shenandoah....	370	44	31·6	2,492	3,886	5,610	491	13	Linthouse..	1893	Steel.
Rappahannock..	370	44	31·6	2,488	3,884	5,500	485	13	Linthouse..	1893	Steel.
Tabasco.....	331·6	41·7	28·8	1,916	2,987	4,597	309	12	Sunderland	1895	Steel.

Distance.

The distance between St. John, N.B., and London, England, is 2,900 miles.

SESSIONAL PAPER No. 10e

TRAFFIC RETURNS.

Calendar Year.	Number of of Passengers Carried.	Tons of Freight Carried.		Live Stock.	Mails.	Subsidy Paid.
1907.....	17	172,358		Not Stated.	Not Stated.	\$19,250
		Weight.	Meas.			
1908.....	In 3	28,010	17,563	Nil.	} Nil.	25,000
	Out 59	27,899	83,842	651		
Total	62	55,909	101,405	651		
1909.....	In..... 51	24,912	16,072	Nil.	Nil.	7,500
	Out 54	52,903	71,433			
Total	105	77,815	87,505			

208.

ST. JOHN, HALIFAX AND LONDON.

(WINTER SERVICE). CANADIAN PACIFIC RAILWAY COMPANY.

The contract with the Canadian Pacific Railway Company bears date October 18, 1909, and expires on May 11, 1910. Its principal provisions, aside from those common to all contracts, are as follows:—

1. The contractors shall during the month of November next following the date of these presents establish a service between the city or port of St. John, in the province of New Brunswick, and the port of London, in England, by their steamers the *Mount Temple*, of 6,661 tons net register, the *Montreal*, of 5,552 tons net register, the *Montezuma*, of 5,358 tons net register, and the *Lake Michigan*, of 5,340 tons net register, and will maintain and continue to maintain by means of the said steamers, or with such other steamers as may be approved by the minister, a regular service between the cities and ports aforesaid, sailing from and returning to each of the terminal ports of St. John and London aforesaid at regular intervals and at such fixed dates as may be sanctioned by the minister, and calling on all eastbound voyages at the port of Halifax, in the province of Nova Scotia, and calling on all westbound voyages at the port of Antwerp, in Belgium; the service to commence from London on the 11th day of November next; and will on the return voyage sail from St. John on or about the 8th day of December proximo, and continue until the 11th day of the month of May, 1910, during which time there shall be run ten full round voyages; it being understood, however, that the minister may authorize any change or changes in the service as above defined as may not be inconsistent with the vote providing for the payment of the subsidy.

9-10 EDWARD VII., A. 1910

Cold Storage.

2. The contractors covenant and agree that the steamers hereinbefore mentioned or any substitute steamers run in lieu thereof shall be fitted with such sufficient cold storage appliances and space as may be required for the proper storage and conservation of any perishable cargo carried thereon, as well as with complete and adequate ventilating shafts and machinery for the proper ventilation of all space in which may be stowed or carried fruit, vegetables or similar cargo requiring a constant supply of cool air, and that such cold storage and ventilating plant shall be in constant operation while perishable cargo, fruit or vegetable, requiring same is on board, and that the temperature in the space occupied by such cargo shall during each and all voyages be kept uniform and at such degrees as may be satisfactory to the minister.

Westbound Freight Rates.

3. The contractors further covenant and agree that the rates charged on west-bound freight from either London or Antwerp to the port of Halifax shall in no case be greater than the rates charged on freight destined to the port of St. John from the said ports of London or Antwerp.

Transportation of Canadian Trade Commissioners.

Clause 4 provides for the free transportation of Canadian Trade Commissioners and their wives and children, or Canadian Commercial Agents, including first-class accommodation and meals, and free transportation for their household effects, when travelling upon official duties, or being transferred from one post to another, upon request of the minister.

Subsidy not to exceed \$15,000 for 10 Round Trips.

5. The subsidy is at the rate of fifteen hundred dollars (\$1,500) for each round trip run and completed within the time hereinbefore specified, not, however, to exceed ten such trips; payable on the first day of April next following the date hereof for all trips run and completed prior to that date, and the balance on the completion of the service or as soon thereafter as funds are available for the purpose.

Freight Rates.

Clause 7 of the contract provides that freight rates shall be approved by the minister.

Description of Steamers Employed.

NAME.	DIMENSIONS.			TONNAGE.			Passenger Accommodation.	Refrigerator Accommodation.	N.H.P.	Speed.	BUILT.		
	Length.	Breadth.	Depth.	Net.	Gross.	Capacity.					At	In	Of
	Ft.	Ft.	Ft.					Cu. Ft.		K'ts			
Lake Michigan...	469'5	56'2	31'9	5,340	8,200	8,000	Nil.	Nil.	722	12	Wallsend.....	1902	Steel.
Montezuma	435'0	59'0	30'5	5,358	8,360	8,000	Nil.	Nil.	660	12	Linthouse.	1899	Steel.
Montreal.....	469'5	56'2	31'9	5,552	8,644	8,000	Nil.	7,016	702	12	Wallsend.....	1900	Steel.
Mount Temple ..	485'0	59'0	30'4	6,661	8,790	8,000	Nil.	Nil.	694	12	Walker-on-Tyne.	1901	Steel.

SESSIONAL PAPER No. 10e

Distances.

The distance between London and St. John via Antwerp is given as 3,200 miles; between St. John and London via Halifax, 2,959 miles. These distances are approximate.

TRAFFIC RETURNS.

Calendar Year.	Number of Passengers Carried.	Tons of Freight Carried.	Live Stock.	Mails.	Subsidy Paid.
1907.....	In..... 8,212 Out..... 4,197	39,328 61,123	Not stated.	Not stated.	\$15,000
Total.....	12,409	100,451			
1908.....	In..... 6,492 Out..... 14	33,241 71,654	Nil. 8,033	Nil.	15,000
Total.....	6,506	104,695	8,033		
1909.....	In..... 2,656 Out..... 3	33,190 78,910	5,788	Nil.	12,500
Total.....	2,659	112,100	5,788		

209.

ST. JOHN AND HALIFAX VIA YARMOUTH.

THE MAGDALEN ISLANDS STEAMSHIP COMPANY, LIMITED.

Vote 209.—Steam service for not less than 52 full round weekly trips between St. John and Halifax, via Yarmouth and other way ports, during the season of 1910.

1909-10.....	\$10,000
1910-11	\$10,000

This service is performed by the Magdalen Islands Steamship Company, Limited, of Halifax, N.S., under terms of a contract bearing date April 6, 1909, and which expires on March 31, 1911. The principal provisions, aside from those common to all contracts, are as follows:—

Frequency of Service.

1. The contractors will within thirty days of these presents place the steamer *Amelia*, of 357 gross tons and 103 net tons register, with a speed of 11 knots, upon the

9-10 EDWARD VII., A. 1910

route between St. John, in the province of New Brunswick, and Halifax, in the province of Nova Scotia, will carry on and maintain by means of the said steamer from and after the date of commencement, a regular service between St. John and Halifax, calling both going and returning at Yarmouth, Barrington, Shelburne, Lockeport, Liverpool and Lunenburg, all in the province of Nova Scotia, once in each seven days, that is to say, making a round trip in seven days, until March 31, 1910, unless otherwise extended under the provisions of clause 5.

Provision for Changes in Service.

2. The minister may authorize any change or changes in the service as above defined as may not be inconsistent with the vote governing the payment of the subsidy.

Uninterrupted Continuation of Service.

3. The service herein contracted for is to continue uninterruptedly in manner hereinbefore set forth, wind, weather, ice or fog or other *force majeure* permitting, but no subsidy shall be claimed or paid for any trip otherwise missed.

Termination of Contract.

4. This contract unless sooner terminated under the provisions of section 20 hereof, shall remain in force until March 31, 1910, but it is understood and agreed that the minister has the option of continuing the contract for a further period of one year from said date.

Government Wharfs.

In consideration of the subsidy herein stipulated, the contractors agree to call at all government wharfs when such is practicable and when such wharfs are available.

Subsidy: \$10,000 per Annum.

5. The subsidy is not to exceed \$10,000, based upon the requisite number of 52 round weekly voyages per annum, such subsidy to be payable quarterly, viz., two thousand five hundred dollars (\$2,500) on the first days each of July, October and January, and the balance of two thousand five hundred dollars (\$2,500) on the completion of the service on the 1st day of April, 1910; or in the event of less than the required number of weekly trips having been performed during any one quarter, such proportionate sum as may have been earned during said quarter upon the first days of the said months of July, October, January and April.

Carriage of Mails.

Clause 7 of the contract provides for the carriage of mails.

Description of Vessel Employed.

The steamer employed in this service is ss. *Amelia* built at Ayr, in 1894, of steel; and registered at the Magdalen Islands in 1905; length, 145 feet; breadth, 22.8 feet; depth, 9.9 feet; net tonnage, 103; gross tonnage, 357; horse-power, 69.

Distance.

The distance between St. John and Halifax is given as 320 miles.

SESSIONAL PAPER No. 10e

TRAFFIC RETURNS.

Calendar Year.	Number of Passengers Carried.	Tons of Freight Carried.	Live Stock.	Mails.		Subsidy Paid.
1907	In.....216 Out.....205	12,140 6,310	Not stated.	Not stated.		\$7,884 61
Total	421	18,450		Bags.	Sacks.	
1908.....	In.....484 Out.....569	4,391 7,655	22 60	34 65	— 96	10,000
Total.....	1,053	12,046	82	99	96	
1909.....	In. 88 Out.....149	4,675 4,074	Nil.	100 25	Nil.	12 000
Total....	237	8,749		125		

*The service was performed by Wm. Thomson and Son, of St. John, N.B., during 1907 and 1908.

210.

ST. JOHN, N.B., AND MARGARETVILLE, PORT LORNE, PORT GEORGE,
HARBOURVILLE AND MORDEN.

MARGARETVILLE STEAMSHIP COMPANY.

Vote 210.—Steam Service between St. John, N.B., and Margaretvile, Port Lorne, Port George, Hall's Harbour, Harbourville and Morden, N.S.

1909-10	\$2,500
1910-11	\$2,500

This service is performed by the Margaretvile Steamship Company, of Margaretvile, N.S., under terms of a contract bearing date August 8, 1908, and which expired on the close of navigation in 1908, but was renewed on July 14, 1909, for the season of navigation, 1909, as provided for in clause 3. The principal provisions, aside from those common to all contracts, are as follows:—

Ports of Call—Frequency of Service.

1. The contractors being owners of and having control of the steamer *Ruby L.*, a vessel of 118 tons gross register, with such adequate accommodation for both passengers and freight as is necessary for the service herein contracted for, and having on the first of March last placed the said steamer on a route between the port of St. John.

9-10 EDWARD VII., A. 1910

in the province of New Brunswick, and Margareville, in the province of Nova Scotia, and will therewith continue to carry on and maintain a regular weekly service between the said ports until the closing of navigation, that is to say, until ice and weather conditions will not permit of the running of a steamer over the said route in the autumn next following the date of these presents, prior to which time at least forty full round trips shall have been run, calling on all trips both ways at Port Lorne, Port George, Morden, Harbourville and Hall's Harbour.

Termination of Service.

2. This contract shall remain in force only until the close of navigation as hereinbefore defined, unless continued for another season at the option of the minister, who hereby reserves the right to exercise such option.

Carriage of Mails.

Clause 3 of the contract provides for the carriage of mails.

Subsidy: \$2,500 per Annum.

9. Subsidy is payable at the rate of twenty-five hundred dollars (\$2,500) per annum, as follows: Say in the month of July next preceding the date of these presents the sum of one thousand two hundred and fifty dollars (\$1,250), and at the close of navigation in the present season twelve hundred and fifty dollars (\$1,250) or so much thereof as may have been earned on the basis of not less than forty full round trips during the year; and so in like manner for a subsequent year if the service is continued under the minister's option as above provided.

Description of Vessel Employed.

SS. *Ruby L.* was built at Margareville, N.S., of wood, in 1907, and registered at Annapolis Royal, N.S., in the same year; length, 90 feet; breadth, 20 feet; depth, 8½ feet; net tonnage, 49; gross tonnage, 119; nominal horse-power, 16½; speed, 9 knots.

Distances.

The distance between Margareville and St. John via intermediate ports is 50 miles; between St. John and Margareville via Harbourville is 64 miles.

TRAFFIC RETURNS.

Calendar Year.	Number of Passengers Carried.	Tons of Freight Carried.	Live Stock.	Mails.	Subsidies Paid.
1907.....	149	2,300	Nil.	Nil.	\$1,350
1908.....	610	1,230	Nil.	Nil.	2,500
1909.....	In..... 93 Out..... 85	1,270 675	3 ..	Nil.	2,500
Total.....	178	1,945	3		

211.

ST. JOHN AND MINAS BASIN PORTS.

WILLIAM R. POTTER.

Vote 211.—Steamship Service from the opening to the closing of navigation in 1910, between St. John and Minas Basin Ports.

1909-10	\$3,000
1910-11	\$3,000

This service is performed by William R. Potter, of Canning, N.S., under terms of a contract bearing date February 20, 1909, and which expired on the close of navigation, 1909. The principal provisions, aside from those common to all contracts, are as follows:—

Ports of Call—Frequency of Service.

1. The contractor will, at the earliest opening of navigation in the present year, that is to say, as soon as the ice will permit of the running of a steamer over the route hereinafter named, place his steamer the *Brunswick* on the route between the City of St. John, in the province of New Brunswick, and the ports of Spencer's Island, Canning, Wolfville, Parrsboro, Kingsport, Windsor and Bass River, all situate on the Basin of Minas or on the water contiguous thereto in the province of Nova Scotia, and will carry on and maintain by means of the said steamer *Brunswick* a regular weekly service between the city of St. John and all and several the ports named, and returning therefrom to the said City of St. John, with the exception that the service to the ports of Windsor and Bass River shall be fortnightly instead of weekly; such service to continue uninterruptedly until the close of navigation on the route named, during which time not less than thirty-two full round trips from the City of St. John shall have been performed to and from all the ports hereinbefore named, with the exception of the ports of Windsor and Bass River, to and from which not less than sixteen full round fortnightly trips shall be performed.

Period of Contract.

2. This contract shall remain in force until the close of navigation in the year 1909, unless sooner terminated under the provisions of section 17 of this contract.

Subsidy: \$3,000 per Annum.

The subsidy is three thousand dollars (\$3,000), such subsidy to be payable as follows: On the first day of September the sum of fifteen hundred dollars (\$1,500), and the balance of fifteen hundred dollars (\$1,500) on the completion of the service herein contracted to be performed in each year during the continuance of this contract.

Carriage of Mails.

Clause 5 of the contract provides for the carriage of mails.

Description of Vessel Employed.

The ss. *Brunswick*, above referred to, was built at Canning, N.S., in 1901, of wood, and registered at Windsor, N.S., in 1902; length, 110 feet; breadth, 23 feet; depth of hold, 8 feet 7 inches; net tonnage, 73; gross tonnage, 184; 42 nominal horse-power.

Distance.

The distance between terminal ports is given as 164 miles.

TRAFFIC RETURNS.

Calendar Year.	Number of Passengers Carried.	Tons of Freight Carried.		Live Stock.	Mails.	Subsidy Paid.
1907	383	Not stated.		Not stated.	Not stated.	\$3,000
		W'ght.	Meas.			
1908	240	1,260	1,450	5	Nil.	3,000
1909						

212.

ST JOHN AND PORTS IN CUMBERLAND BASIN.

HARBINGER STEAMSHIP COMPANY, LIMITED.

Vote 212.—Steam service between St. John and ports in Cumberland Basin.

1909-10	\$3,000
1910-11	\$3,000

This service is performed by the Harbinger Steamship Company, Limited, of River Hebert, Cumberland County, N.S., under terms of a contract dated February 1, 1909, which expires at the close of navigation in 1909. The principal provisions, aside from those common to all contracts, are as follows:—

Service and Ports of Call.

1. The contractors will, at the earliest opening of navigation in the present year, that is to say, as soon as the ice will permit of the running of a steamer over the route hereinafter named, place their steamer the *Harbinger*, of 108 gross tons, on the route between the City of St. John and ports in the province of New Brunswick, and the ports of Minudie and Joggin's Mines, in Cumberland county, in the province of Nova Scotia, and the ports of Riverside and Harvey, in Albert county, in the province of New Brunswick, and will carry on and maintain by means of the said steamer *Har-*

SESSIONAL PAPER No. 10e

binger, a regular weekly service between the City of St. John and all the several ports hereinbefore named, returning therefrom to the said City of St. John: provided, however, that a call shall not be required at Amherst Point wharf unless there is freight to take on or put off at the said point.

Termination of Contract.

2. This contract shall remain in force until the close of navigation in the year 1909, unless sooner terminated under the provisions of section 17 of this contract.

Subsidy: \$3,000.

3. The subsidy is \$3,000, payable as follows: On the first day of July, \$1,000; on the first day of September, \$1,000; and \$1,000 upon the close of navigation and completion of the service as herein contracted for.

Carriage of Mails.

Clause 5 of the contract provides for the carriage of mails.

Description of Vessel Employed.

The *Harbinger* was built at Shelburne, N.S., in 1901, of wood, and registered at Arichat, N.S., in 1905; length, 97 feet; breadth, 20 feet; depth, 8 feet 4 inches; net tonnage, 46; gross tonnage, 109; horse-power, 17.

Distances.

	Miles.
St. John to Harvey.. . . .	75
Harvey to Riverside.. . . .	4
Riverside to Joggins.. . . .	13
Joggins to Amherst Point.. . . .	18
Amherst Point to Minudie.. . . .	3
Minudie to River Hebert.. . . .	8
	121

TRAFFIC RETURNS.

Calendar Year.	Passengers.	Freight.	Live Stock.	Mails.	Subsidy Paid.
1909	In. . . . Nil. Out. . . .	80 1163	Nil.	Nil.	\$3,000
Total		1243			

213.

ST. JOHN, WESTPORT AND OTHER WAY PORTS.

INSULAR STEAMSHIP COMPANY, LIMITED.

Vote 213.—Steam service between St. John, Westport and other way ports.

1909-10	\$1,500
1910-11	\$1,500

This service is performed by the Insular Steamship Company, Limited, of Westport, N.S., under terms of a contract bearing date May 5, 1909, and which expires on March 31, 1910. The principal provisions, aside from those common to all contracts, are as follows:—

Frequency of Service and Ports of Call.

1. The contractors having prior to the first day of April last placed their screw steamer the *Westport III.*, a vessel of 101 feet in length, 21 feet breadth and of a depth of 9 feet, of a gross registered tonnage of one hundred and forty tons, with adequate passenger accommodation and cabins for both gentlemen and ladies, on a route between St. John, in the province of New Brunswick, and Westport and Yarmouth, in the province of Nova Scotia, and including trips already run since the first day of April last past, will, prior to the thirty-first day of March next following the date of these presents, run the said steamer not less than forty-four regular trips between the said ports and return, calling on each trip both ways at Freeport, Tiverton, Little River, Mink Cove, Sandy Cove, Weymouth and Meteghan, unless ice prevents, on which last named date this contract shall determine and cease to be in force, unless sooner terminated under the provisions of section 9 hereof.

Government Wharfs.

2. In consideration of the subsidy herein stipulated, the contractors agree to call at all government wharfs when such is practicable and when such wharfs are available.

Subsidy: \$1,500 per Annum.

The subsidy is one thousand and five hundred dollars (\$1,500) payable in sums of three hundred and seventy-five dollars (\$375) during each of the months of July, October, January and April next following the date of these presents.

Description of Vessel Employed.

The ss. *Westport III.*, above referred to, was built at Shelburne, N.S., in 1903, of wood, and registered at Yarmouth, N.S., in the same year; length, 101 feet; breadth, 21 feet 3 inches; depth of hold, 9 feet; net tonnage, 49; gross tonnage, 140; 24 nominal horse-power; speed, 10 knots.

SESSIONAL PAPER No. 10e

Distances.

The distance between St. John and Yarmouth, via Tiverton, is 100 miles; between Westport and Weymouth, 32 miles.

TRAFFIC RETURNS.

Calendar Year.	Number of Passengers Carried.	Tons of Freight Carried.	Live Stock.	Mails.	Subsidy Paid.
1907.	1,800	1,790	Nil.	Nil.	\$1,500
1908.	2,198	2,600	Nil.	Nil.	1,500
1909.	In ... 1,032 Out... 1,078	975 500	Nil.	Nil.	1,500
Total.	2,110	1,475			

214.

ST. JOHN, HALIFAX, WEST INDIES AND SOUTH AMERICA.

PICKFORD AND BLACK.

Vote 214.—A line or lines of steamers to run between St. John and Halifax, or either, and the West Indies or South America.

1909-10	\$80,700
1910-11	\$79,500

There are two services run under this vote, viz., from St. John and Halifax to Georgetown, Demerara; and from Halifax to Jamaica.

The Demerara service is run under terms of a contract entered into with Messrs. Pickford and Black, of Halifax, N.S., bearing date June 20, 1906, and which expires on June 30, 1910. The principal provisions, aside from those common to all contracts, are as follows:—

Period of Contract.

1. The contractors shall, on the first day of July next after the date of these presents, place upon the route between the port of St. John, in the province of New Brunswick, and the port of Halifax, in the province of Nova Scotia, as ports of departure in the Dominion of Canada, and Georgetown, in British Guiana, as the port of arrival, a sufficient number of steamers of the class and description hereinafter defined in clause 4, to perform, and with the said steamers, will, for the space of four years from that date, perform the following service:—

Frequency of Sailings.

Sailing one vessel in each twelve days from the port of St. John, in the province of New Brunswick, to the port of Halifax, in Nova Scotia, and thence on the first trip to Georgetown, in British Guiana, making the trip within fourteen days, calling

9-10 EDWARD VII., A. 1910

on the first voyage and each alternate southbound trip at the following ports in the order named, viz.:—

Ports of Call.

1. Hamilton, in Bermuda; 2. Basseterre, in St. Kitts; 3. St. John, in Antigua; 4. Roseau, in Dominica; 5. Bridgetown, in Barbados; 6. Port of Spain, in Trinidad.

And upon the return voyage from Georgetown, in British Guiana, to Halifax and St. John, calling at:—

1. Port of Spain, in Trinidad; 2. Bridgetown, in Barbados; 3. Castries, in St. Lucia; 4. Roseau, in Dominica; 5. St. John, in Antigua; 6. Basseterre, in St. Kitts; 7. Hamilton, in Bermuda.

And calling on the following or second trip every alternate southbound trip at: 1. Hamilton, in Bermuda; 2. Plymouth, in Montserrat; 3. Castries, in St. Lucia; 4. Kingstown, in St. Vincent; 5. Bridgetown, in Barbados; 6. Port of Spain, in Trinidad;

And upon the return voyage from Georgetown in British Guiana, calling at:—

1. Port of Spain, in Trinidad; 2. Bridgetown, in Barbados; 3. Kingstown, in St. Vincent; 4. Castries, in St. Lucia; 5. Roseau, in Dominica; 6. Plymouth, in Montserrat; 7. St. John, in Antigua; 8. Basseterre, in St. Kitts; 9. Hamilton, in Bermuda.

The order of calling as above not to be altered except with the previous consent of His Majesty's government and of the Canadian government.

Provisions for Reversion to Fortnightly Service.

The two governments to have the right at any time to require the contractors to revert to the heretofore existing fortnightly service on giving six months' notice of such requirement, that is to say: sailing every fourteen days from St. John for Halifax and calling on the first and each alternate southbound trip at Bermuda, St. Kitts, Antigua, Montserrat, Dominica, St. Lucia, Barbados, St. Vincent, Grenada to Port of Spain in Trinidad; and upon the return voyage from Trinidad to Halifax or St. John to call at the same ports in the reverse order as given above; and on the next following and each alternate trip to sail from St. John and Halifax for Georgetown, in British Guiana, calling on all voyages at Bermuda, St. Lucia and Barbados to Port of Spain in Trinidad, making the voyage within eleven days, and thence continuing to Georgetown, in British Guiana, calling at Searboro', in Tobago, completing the trip within fourteen days; and upon the return voyage from Georgetown, in British Guiana, to Halifax, or St. John, calling at the following ports in order as follows: Tobago, Trinidad, Barbados, St. Vincent, St. Lucia, Dominica, Montserrat, Antigua, St. Kitts and Bermuda; and continuing trips as defined alternately to Port of Spain in Trinidad, and Georgetown, in British Guiana, sailing from St. John and Halifax at regular intervals of fourteen days each.

Requirements of Contract apply equally to 12 and 14 day Services.

2. 'It is understood and agreed that all other specifications and requirements in this contract contained shall apply equally to the twelve-day service or to the fortnightly service should it be reverted to.

Time-tables.

3. 'Subject to the provisions hereinafter contained, every steamer making any voyage as hereinbefore defined shall commence and complete the same and shall ar-

SESSIONAL PAPER No. 10e

rive at and leave the said intermediate ports respectively at such times as shall be specified in a time-table to be previously submitted by the contractors and approved by the minister; and each southbound voyage shall be completed within fourteen days of its commencement under a penalty as hereinafter defined for each day or part of a day in excess of the fourteen days to be occupied in such voyage. Before the commencement of the service the contractors shall furnish the draft of the said time-table to the minister for his approval, and when the same shall have been so approved the contractors shall publish it at such times and places and in such manner as the minister may from time to time require. During the continuance of this contract no alterations shall be made in the said time-table unless the same shall have been approved in writing by the minister and published at such times and places and in such manner as he may require.

Register, Speed, Accommodation, &c., of Vessels Employed.

4. 'The steamers employed in this service shall be British vessels of not less than 1,000 tons register, and shall be good, substantial and efficient steam vessels of adequate power and speed, and supplied with first-rate proper steam engines, and in all respects suited to the performance of the service, and shall be capable of maintaining and shall maintain, when employed on this service, an average speed of not less than ten knots an hour, and shall also be provided with proper accommodation for at least forty first-class passengers and such second-class and deck passengers as the traffic may require, and shall be fitted with all necessary appliances for the reception, stowage and carriage of the cargo.'

Carriage of Mails.

Clause 6 of the contract provides for the carriage of mails.

Freight and Passenger Rates.—Cargo and Passenger Lists, Logs and Sailing Charts, Customs Certificates, &c.

10. 'The contractors shall submit for aproval maximum rates for passengers and freight to and from the West Indies to the Government of Canada and to the Secretary of State for the Colonies, and shall carry on each steamer running under this contract according to its capacity, both on outward and homeward voyages, all freight and passengers which may be reasonably offered or obtained, and at such tariff rates both as to passengers and freights so submitted and approved. No discrimination shall be made as regards rates or otherwise, directly or indirectly, against Canadian, British or British West Indian merchants and shippers, who shall always have preference for freight and goods over all other merchants and shippers; and the contractors shall immediately upon the completion of each trip furnish to the minister full and complete copies of the manifests of the cargo and passenger lists carried on the said steamer performing such trip on its outward and homeward voyages, certified by the proper officers of customs, as well as copies of the logs and sailing charts duly certified by the master of the steamer, and also such other documents, information and evidence as may be reasonably required by the minister to show the volume, extent and value of the trade carried on by the said steamers, and such other customs certificates, documents and evidence as may be necessary or as may be reasonably required by the minister to prove the performance of the services herein contracted for, and to enable the minister to judge as to whether this contract is being carefully and faithfully carried out and performed; and the furnishing of such certificates, documents and information and evidence, as hereinbefore specified, shall be a condition precedent to the payment of the subsidy hereinafter provided for or any portion thereof; a further return of the passengers and freight carried each way to be furnished annually by the contractors, for the information of His Majesty's government and of the government of Canada.

9-10 EDWARD VII., A. 1910

No calls to be made in United States.

12. 'The steamers employed in carrying out the provisions of this contract shall not on any of their voyages either outwards or homewards call at any port in the United States of America.

Extra Cargo Steamers.

16. 'An extra cargo steamer, or extra cargo steamers, to meet the requirements of the trade shall be provided by and at the cost of the contractors during the crop time in the West Indies, if sufficient cargo is afforded, to run from the West Indian Islands served under this contract, and also from the Island of Nevis to Halifax.

Substitutes for Disabled Steamers.

17. 'It is understood that if either of the said steamers shall be, by peril of the sea or other unavoidable casualty, destroyed or temporarily disabled from performing the voyages herein agreed to be performed according to the true intent and meaning of these presents, the contractors may in such case, as soon as reasonably may be having regard to the circumstances, replace the said steamer by another of equal class, speed, equipment, character and capacity to the satisfaction and approval of the minister, in case the said steamer has been only temporarily disabled, and continue the service herein contracted for with such substituted or repaired steamer with as little delay as possible under all circumstances, provided, however, that there shall be no payment of any subsidy in respect of any voyage not actually performed.

Subsidy: \$65,700 per Annum.

18. 'The annual subsidy is sixty-five thousand and seven hundred dollars (\$65,700) from and out of the consolidated fund or other proper moneys of the Dominion of Canada, and the further sum of sixty-five thousand and seven hundred dollars (65,700) out of the moneys provided by His Majesty's government (should the same be furnished to the government of the Dominion of Canada for such purposes, but not otherwise), payable as follows: On the last day of each month during the continuance of this contract, the sum of five thousand four hundred and seventy-five dollars (\$5,475) and a further sum of the same amount, provided the same be provided by His Majesty's government for the purpose as above mentioned: provided, however, that no such payment shall be made until it is shown to the satisfaction of the minister that all trips called for by the contract up to that time have been well and properly performed.

Description of Vessels Employed.

NAME.	DIMENSIONS.			TONNAGE.			PASSENGER ACCOMMODATION.			Refrigerator Space	N. H. P.	Speed, Knots.	BUILT		
	Length.	Breadth	Depth.	Net.	Gross.	Capacity.	1st	2nd	3rd	C. ft			At	In	Of
							Class.	Class.	Class.						
	Ft.	Ft.	Ft.							As required.					
Ocamo.....	300.1	33.8	25.0	1,228	1,910	2,250	44	27		Nil.	229	11	Glasgow....	1877	Iron.
Oruro	301.5	33.2	25.1	1,249	1,919	2,500	40	24		Nil.	233	11	Glasgow....	1878	Iron.
Sobo.	345.0	44.0	23.2	2,313	3,652	4,500	58	24		Nil.	370	12½	Whiteinch..	1899	Steel.
Dahomé.....	300.6	41.0	21.6	1,552	2,470	3,500	40	20		Nil.	333	12	Wallsend...	1891	Steel.
Almeriana...	324.8	40.2	25.1	1,824	2,906	4,302					349	12	Middlesboro'	1889	Steel.

SESSIONAL PAPER No. 10e

Distances.

The distances are given as follows:—from St. John, N.B. to Demerara, B.G., 2,900 miles; from Demerara to St. John, 2,693 miles.

TRAFFIC RETURNS.

Calendar Year.	Number of Passengers Carried.			Tons of Freight Carried.		Live Stock.	Mails.		Subsidy Paid.
1907	In.....	2,982		57,162		Not stated.	Not stated.	\$63,510	
	Out.....	3,528		62,625					
	Total....	6,510		119,787					
1908.....	1st Class.	2nd Class.	3rd Class.	Tons Weight.	Tons Measurement.		Lock Bags.	Tied Sacks	
In.....	756	527	730	32,346	14,795	Nil.	20	1,958	\$65,700
Out.....	802	538	1,008	3,767	64,359	86	32	1,875	
Total..	1,558	1,065	1,738	36,113	79,154	86	52	3,833	
Grand total, passengers.	4,361			Freight...115,267					
1909.....	791	450	1,135	52,384	4,878	13	75	1,837	\$65,700
In.....	782	537	858	10,745	50,075	1,087	171	1,968	
Out.....									
Total.....	1,573	987	1,993	63,129	54,953	1,100	246	3,805	
Grand total, passengers..	4,553			Freight...118,082					

The service between Halifax and Jamaica is run under terms of a contract with the Halifax and West India Steamship Company, Limited, of Halifax, N.S., bearing date May 3, 1909, and which expires March 31, 1910. The principal provisions, aside from those common to all contracts, are as follows:—

Period of Contract.

1. 'The contractors having placed on the first day of April last past on the route between Halifax, in the province of Nova Scotia, and Kingston, in the Island of Jamaica, such steamship or steamships as may be approved from time to time by the minister, and having from the said date maintained a regular monthly service, will continue to maintain said service between the said ports, sailing once in each month from Halifax aforesaid, via and calling at Turk's Island, to Kingston, in the Island of Jamaica aforesaid, returning thence and calling at Turk's Island to Halifax aforesaid, the voyage to be completed within one month from the day of sailing from Halifax.

Change in Service.

2. 'The minister reserves the right to make any change or changes in the above service not inconsistent with the vote providing for the payment of the subsidy.

9-10 EDWARD VII., A. 1910

Termination of Contract.

3. ' This contract shall continue in force until March 31, 1910, but shall terminate with the arrival of the steamer at Halifax which left that port in the month of March aforesaid.

Tonnage and Ventilation of Steamer.

4. ' The steamship or steamships engaged in this service shall be fitted with reasonable ventilation to the satisfaction of the Steamboat Inspector, and the contractors agree to make any further alterations in the steamships engaged in the service as may be required by the minister to secure such proper ventilation as will at all times render them suitable for the carrying of fruit and other perishable commodities.

Canadian Trade Commissioners.

5. ' The Canadian Trade Commissioners and their wives and children or Canadian Commercial Agents shall be granted free transportation, meals included, with first-class accommodation, and free transportation for their household effects, upon any steamships employed by the contractors in the performance of this contract when requested so to do by the minister, and when the said commissioner or commercial agent is travelling upon his official duties or being transferred from one official post to another.

Subsidy: \$13,800 per Annum.

6. ' The subsidy is at the rate of thirteen thousand eight hundred dollars (\$13,800) per annum, payable as follows:—On the completion of each monthly round trip ending at Halifax the sum of one thousand one hundred and fifty dollars (\$1,150).

Carriage of Mails.

Clause 8 of the contract provides for the carriage of mails.

Description of Vessels Employed.

NAME.	DIMENSIONS.			TONNAGE.			PASSENGER ACCOMMODATION.			Refrigerator Space.	N.H. P.	Speed
	Length.	Breadth	Depth	Net.	Gross.	Ca- pacity	1st Class.	2nd Class.	3rd Class.			
	Ft.	Ft.	Ft.									
Boston.....	225	33·7	19·7	738	1,168	2,000	10	4	As required.	Nil.	119	11
Amanda.....	225·3	33·7	19·1	734	1,170	2,000	18	8		Nil.	111	11

SESSIONAL PAPER No. 10e

Distances.

The distance between Halifax and Kingston, Jamaica, is given as 1,869 miles.

TRAFFIC RETURNS.

Calendar Year.	No. of Passengers Carried.				Tons of Freight Carried.	No. of Live Stock Carried.	Mails Carried.		Subsidy Paid.
1907	In.	323			16,737	Not stated.	Not stated.		\$13,800
	Out	715			29,029				
	Total	1,038			45,766				
1908	In.	1st Class.	2nd Class.	3rd Class.	7,635	Nil. 490	Lock Bags.	Tied Sacks.	\$13,800
	Out	6	57	67	18,225		1	45	
		61	8	351			1	53	
	Total	67	65	418	25,860	490	2	98	
Total passengers				550					
1909	In.	30	48	16	9,366	171	13	46	\$13,800
	Out	40	31	389	20,307		12	45	
		70	79	405	29,673		25	91	
Total									
Total passengers				554					

215.

ST. STEPHEN, N.B., ST. CROIX RIVER POINTS, DEER ISLAND.
CAMPOBELLO, &c., &c.

DEER ISLAND AND CAMPOBELLO STEAMBOAT COMPANY.

Vote 215.—Steam service during the year 1910, between St. Stephen, N.B., St. Croix River Points, Deer Island, Campobello, and the inner islands, Passamaquoddy Bay and L'Etete or Black Bay.

1909-10	\$3,000
1910-11	\$3,000

This service is performed by the Deer Island and Campobello Steamboat Company, of St. Stephen, N.B., under terms of a contract bearing date June 28, 1909, and which expires on December 31, 1909. The principal provisions, aside from those common to all contracts, are as follows:—

1. 'The contractors having on the first day of January last placed the steamer *Viking* on the route between Le Tete and St. Stephen, both in the province of New Brunswick, have maintained and will continue to maintain until the thirty-first day of December, in the year 1909, the service hereinafter described.

9-10 EDWARD VII., A. 1910

Frequency of Service—Ports of Call.

2. 'From the first day of January to the first of May, and from the first of November to the thirty-first of December, during the continuance of this contract, two round trips each week between Le Tete and St. Stephen, calling en route both going and coming at Back Bay, Lord's Cove, Richardsonville, Leonardville, Wilson's Beach, Welch Pool, Eastport (Maine), Indian Island, Fairhaven and St. Andrews; and from the first of May to the first of November three full round trips each week between the same ports, calling both going and returning at the above-mentioned places; provided, however, that the minister may authorize any change or changes in the services as above defined as may not be inconsistent with the vote governing the payment of the subsidy.

Government Wharfs.

3. 'In consideration of the subsidy herein stipulated, the contractors agree to call at all government wharfs when such is practicable and when such wharfs are available.

Subsidy: \$3,000 per Annum.

4. 'The subsidy is at the rate of three thousand dollars (\$3,000) per annum, payable as follows: The sum of one thousand five hundred (\$1,500) on the first day of July, and the balance, viz., one thousand five hundred (\$1,500) on the completion of the service in each year during the continuance of this contract.

Carriage of Mails.

Clause 6 of the contract provides for the carriage of mails.

Description of Vessel Employed.

The ss. *Viking* was built at Astubula, U.S.A., in 1891, of wood, and registered at St. Andrews, N.B., in 1897; length, 75 feet 3 inches; breadth, 21 feet 1 inch; depth of hold, 6 feet 4 inches; net tonnage, 87; gross tonnage, 128; 17 nominal horse-power; speed, 9 knots.

Distances.

The distances on this route are given as follows:—

	Miles.
St. Stephen to St. Andrews	16
St. Andrews to Fairhaven	8
Fairhaven to Indian Island	4
Indian Island to Eastport	2
Eastport to Welshpool	2
Welshpool to Wilson's Beach	4
Wilson's Beach to Leonardville	3
Leonardville to Richardsonville	2
Richardsonville to Lord's Cove	1
Lord's Cove to Le Tete	5½
Lord's Cove to Back Bay	7

SESSIONAL PAPER No. 10e

TRAFFIC RETURNS.

Calendar Year.	No. of Passengers Carried.	Tons of Freight Carried.	Live Stock.	Mails.	Subsidies Paid.
1907.	9,200	2,530	Not stated.	Not stated	\$ 3,000
1908.	8,392	1,210	Nil	3,232 bags. 3½ sacks.	3,000
1909.	7,124	1,318	Nil	4,980 bags. 78 sacks.	1,500

216.

SYDNEY AND BAY ST. LAWRENCE.

NORTH SHORE STEAMSHIP COMPANY, LIMITED.

Vote 216.—Steam service during the season of 1910, between Sydney and Bay St. Lawrence, calling at way ports.

1909-10	\$6,500
1910-11	\$6,500

This service is performed by the North Shore Steamship Company, Limited, of Sydney, N.S., under terms of a contract bearing date October 21, 1909, and which expired on the close of navigation, 1909. The principal provisions, aside from those common to all contracts, are as follows:—

1. The contractors having on the opening of navigation next preceding the date of these presents, that is to say, as soon as the ice did permit of running, placed their steamer, the *Weymouth*, of 154 gross tons and 106 net tons, on the routes between Sydney and St. Anne's Bay and Bay St. Lawrence, and from that date having maintained and will continue to maintain with the said steamer or the steamer *Aspey*, of 350 gross tons and 200 net tons, or some other steamer satisfactory to the minister, the following service:—

Frequency of Service—Ports of Call.

From the opening of navigation as aforesaid until the 15th day of June, and from the 15th day of October to the close of navigation, that is to say, until the ice will not permit of the running of a steamer over the routes, one full round trip each week between Sydney and St. Anne's Bay, calling both going and returning at North Sydney, Breton Cove, Englishtown and North River; and one full round trip each week between Sydney and Bay St. Lawrence, calling both going and returning at North Sydney, Ingonish, Neil's Harbour, Aspey Bay and Cape North; and from the 15th day of June until the 15th day of October two full round trips each week between Sydney and St. Anne's Bay with calls as above given; and two full round trips each week between Sydney and Neil's Harbour, calling both going and returning at North Sydney and Ingonish, one trip each week to be extended to Bay St. Lawrence with calls at Aspey Bay and Cape North.

9-10 EDWARD VII., A. 1910

Changes in Service.

2. 'The minister may authorize any change or changes in the service as above defined as may not be inconsistent with the terms of the vote providing for the payment of the subsidy.

Termination of Contract.

3. 'This contract shall remain in force to the close of navigation in the present year 1909.

Calls at Government Wharfs.

4. 'In consideration of the subsidy herein stipulated the contractors agree to call at all government wharfs when such is practicable and when such wharfs are available.

Subsidy: \$1,500 per Annum.

5. 'The subsidy is one thousand five hundred dollars (\$1,500), payable one-half, or the sum of seven hundred and fifty dollars (\$750) on the 15th of August, and the balance, or the sum of seven hundred and fifty dollars (\$750), on the completion of the service at the close of navigation in the present year.

Carriage of Mails.

Clause 7 of the contract provides for the carriage of mails.

Description of Vessel Employed.

The ss. *Weymouth*, above referred to, was built at Weymouth Bridge, N.S., in 1890, of wood, and registered at Pictou, N.S., in 1897. Length, 102 feet 7 inches; breadth, 19 feet; depth of hold, 7 feet 6 inches; net tonnage, 96; gross tonnage, 153; 27 nominal horse-power; speed, 10 knots.

Distances.

The distance between terminal points are as follows:—

Sydney to Neil's Harbour, 47 miles.

Sydney to Bay St. Lawrence, 75 miles.

Sydney to St. Anne's Bay, 37 miles.

TRAFFIC RETURNS.

Calendar Year.	No. of Passengers Carried.	Tons of Freight Carried.	Live Stock.	Mails.	Subsidy Paid.
1907	2,766	1,567	Not stated.....	Nil.....	\$ 1,500
1908.....	3,863	1,945	183	Nil.....	1,500
1909..... In.....	1,325	75
Out.....	1,550	400	Nil.....	Nil.....
Total	2,875	475			1,500

217.

SYDNEY AND WHYCOCOMAGH.

BRAS D'OR STEAMBOAT COMPANY, LIMITED.

Vote 217.—Steam service during the season of 1910, between Sydney and Whycocomagh.

1909-10	\$1,000
1910-11	\$1,000

This service is performed by the Bras d'Or Steamboat Company, Limited, of North Sydney, N.S., under terms of a contract bearing date June 14, 1909, and which expires on the close of navigation, 1909. The principal provisions, aside from those common to all contracts, are as follows :—

1. 'The contractors having on the opening of navigation in the year of these presents, that is to say, as soon as the ice did permit of the running of a steamer over the route, placed their steamer, the *Marion*, on the route between Sydney and Whycocomagh, and having maintained, will continue to maintain with the said steamer or some other satisfactory to the minister, the following service:—

Frequency of Service—Ports of Call.

1. 'From the opening of navigation to the 15th June, and from the 15th of October to the close of navigation in each year, two full round trips each week; and from the 15th of June to the 15th of October three full round trips each week, between Sydney and Whycocomagh, calling both going and returning at North Sydney, Big Bras d'Or, New Campbellton, Boullarderie, Ross' Ferry, Big Harbour, Hemp Head, Baddeck, Washabuck Centre, Nyanza and Little Narrows.

Change in Service.

2. 'The minister may authorize any change or changes in the service as above defined as may not be inconsistent with the terms of the vote providing for the payment of the subsidy.

Termination of Contract.

3. 'This contract shall remain in force until the close of navigation in the present year, (1909).

Government Wharfs.

4. 'In consideration of the subsidy herein stipulated the contractors agree to call at all government wharfs when such is practicable and when such wharfs are available.

Subsidy : \$2,000 per Annum.

The subsidy is two thousand dollars (\$2,000) payable, one-half, or the sum of one thousand dollars (\$1,000) on the 15th of August and the balance, or the sum of one thousand dollars (\$1,000) on the completion of the service, as herein set forth.

9-10 EDWARD VII., A. 1910

Carriage of Mails.

Clause 6 of the contract provides for the carriage of mails.

Description of Vessel Employed.

The service is now performed by the ss. *Marion*, built at New York in 1876, of wood, and registered at Halifax in 1883; length, 145 feet; breadth, 26 feet 5 inches; depth of hold, 8 feet; net tonnage, 269; gross tonnage, 478; 50 nominal horse power; speed, 11 knots.

Distance.

The distance between Sydney and Whyecomagh is 75 miles.

TRAFFIC RETURNS.

Calendar Year.	Number of Passengers Carried.	Tons of Freight Carried.	Live Stock.	Mails.	Subsidies Paid.
1907.....	4,032	1,241	Not stated.	Nil.	\$1,000
1908.....	4,007	1,242	2,860	Nil.	1,000
1909..... In....	2,110	763	2,920	2,000
Out....	2,386	674	182	Nil.	
Total.....	4,496	1,437	3,102		

218.

VICTORIA AND SAN FRANCISCO.

PACIFIC COAST STEAMSHIP COMPANY.

Vote 218.—Steam service between Victoria and San Francisco.

1909-10	\$3,000
1910-11	\$3,000

This service is in one sense run under the terms of the Act of Confederation, which provided that a steam service should be maintained between Victoria and San Francisco, which, at that time, was the only mode of travel or of transportation of mails; but for some years past the necessity for the service as a mail route has ceased to exist, as letter mails are invariably carried by rail, and only small quantities of newspapers and similar matters are carried by the steamers.

The service at present is run by the Pacific Coast Steamship Company of San Francisco, represented by Messrs. R. P. Rithet & Co., Ltd., Victoria, B.C., under terms of a contract bearing date May 10, 1906, and which expires March 31, 1910. The principal provisions, aside from those common to all contracts, are as follows :—

SESSIONAL PAPER No. 10e

Period of Contract.

1. The contractors having, on or before the first day of July, in the year one thousand nine hundred and five, placed their steamers, the *Queen*, of 2,727 tons; the *City of Puebla*, 2,623 tons, and the *Umatilla*, of 3,069 tons register, on a route between the city or port of San Francisco aforesaid and the city or port of Victoria also aforesaid, and having therewith since that date maintained a regular service between the cities or ports aforesaid, sailing from and returning to each at intervals of not less frequency than seven days, and will continue in like manner to maintain therewith, or with such other steamers as may be approved by the minister, such service until the thirty-first day of March, one thousand nine hundred and ten, unless this contract is sooner terminated under the provisions of section 16 thereof, or unless the said steamers should, prior to that date, discontinue regular calls at Victoria aforesaid, in which case this contract shall thereupon determine and cease to have effect.

Subsidy : \$3,000 per Annum.

The subsidy is at the rate of three thousand dollars (\$3,000) per annum, payable as follows, viz.: Three thousand dollars (\$3,000) on the first day of July next following the date of these presents; two thousand and two hundred and fifty dollars (\$2,250) on the first day of April in the year of one thousand nine hundred and seven; and three thousand dollars (\$3,000) on each succeeding first day of April occurring during the further continuance of this contract.

Carriage of Mails.

Clause 4 of the contract provides for the carrying of mails.

Description of Vessels Employed.

NAME.	DIMENSIONS.			TONNAGE.			PASSENGER ACCOMMODATION.		Refrigerator Space	N. H. P.	Speed, Knots.	BUILT		
	Length.	Breadth	Depth.	Net.	Gross.	Capacity.	1st Class.	2nd Class.				At	In	Of
	Ft.	Ft.	Ft.						C. ft					
Queen.....	331	38	12	1,672	2,728	2,000	225	125	Nil.	479	14	Philadelphia, Pa....	1882	Iron.
City of Puebla	320	38·6	26	1,713	2,624	1,800	175	100	Nil.	477	15	Philadelphia, Pa....	1881	Iron.
Umatilla.....	310	40·6	22	2,168	3,070	2,000	165	125	Nil	336	14	Chester, Pa.....	1881	Iron.

Distance.

The distance between Victoria, B.C., and San Francisco, U.S.A., is 750 miles.

TRAFFIC RETURNS.

Calendar Year.	Number of Passengers Carried.	Tons of Freight Carried.		Live Stock Carried.	Mails Carried.		Subsidy Paid.		
1907.	In. 902	4,747	2,021	Nil.	Not stated.		\$3,000 00		
	Out. 1,146								
	Total. . . 2,048							6,768	
1908	In. 1,801	Weight	Meas.	Nil.	Lock	Tied	3,000 00		
	Out. 871	4,609	1,000		Bags.	Bags.			
	Total. . . 2,672	630	230		52			
1909.	In. 1,114	5,239	1,230	Nil.	79	3,000 00		
	Out. 816				1,538	5,000		Nil.	Nil.
	Total. 1,930				625	225			
Total	1,930	2,163	5,225						

219 and 220.

VICTORIA, VANCOUVER, WAYPORTS AND SKAGWAY.—VICTORIA AND WEST COAST VANCOUVER ISLAND.

CANADIAN PACIFIC RAILWAY COMPANY.

Vote 219.—Steam service between Victoria, Vancouver, way ports and Skagway.

1909-10	\$12,500
1910-11	\$12,500

Vote 220.—Steam service between Victoria and West Coast Vancouver Island.

1909-10	\$5,000
1910-11	\$5,000

This service is performed by the Canadian Pacific Railway Company under terms of a contract bearing date July 29, 1908. This contract expired March 31, 1909, but was extended by Articles of Agreement dated May 1, 1909 for one year more, until March 31, 1910.

The principal provisions, aside from those common to all contracts are as follows:—

1. The contractors having prior to the first day of April last past placed steamers necessary to properly perform the services hereinafter specified, and of a class as

SESSIONAL PAPER No. 10e

regards size, speed and equipment satisfactory to the minister; and having from that date, and will hereafter during the continuance of this agreement, run the same on and over the routes, and in the manner as follows, viz.:—

Route A.—Between Victoria and Vancouver, in the province of British Columbia, and Skagway, Alaska.

Route B.—Between Victoria and Vancouver aforesaid, and Naas Harbour and Skidegate, also in the province of British Columbia, calling on all voyages at intermediate ports or places as hereinafter enumerated.

Route C.—Between Victoria aforesaid, and Ahousset, or Mosquito Harbour, Quatsino and Cape Scott, also in the province of British Columbia, calling on all voyages at intermediate ports or places as hereinafter enumerated.

Frequency of Service.—Route A.

2. *Over route A.*—There shall be run four complete round trips during each of the months of June, July, August, September and October, in each year covered by this agreement; and not less than three complete round trips each month during the months of March, April and May; and two complete round trips during each of the months of November, December, January and February in each year covered by this agreement. The days of sailing from Victoria and Vancouver shall be such as are approved by the minister, and in event of change such change shall be duly advertised at least two weeks in advance.

Frequency of Service and Ports of Call.—Route B.

3. *Over route B.*—There shall be run two complete round trips each month during the continuance of this agreement, calling on all trips both ways, weather permitting, at Sointula, Wadhams, Hartley Bay, Claxton, Oceanic, Alert Bay, River Inlet, Bella Bella, Metlakatla, Arrandale, Namu, Lowe Inlet, Balmoral, Inverness, Kincolith, Port Hardy, China Hat, Kitkatla, North Pacific Cannery, Dominion Cannery, and Quathiaski Cove to Naas Harbour, and at such other ports or places as the minister may require or direct; calling once each month at Skidegate and Bella Coola alternately; also calling on all trips one way only at Aberdeen; also calling at Port Simpson and Port Essington when required for passengers or freight. It is understood that as Naas Harbour is a tidal harbour and the calling there would at times involve considerable delay, under such circumstances calls may be made at Port Nelson or Arrandale instead.

Frequency of Service and Ports of Call.—Route C.

4. *Over route C.*—There shall be run during the continuance of this agreement in the months of April to September inclusive in each year, four complete round trips as follows: Two from Victoria to Ahousset or Mosquito Harbour only; one to Ahousset or Mosquito Harbour and Quatsino; and one to Ahousset or Mosquito Harbour, Quatsino and Cape Scott; and in the remaining months in each year three complete round trips from Victoria to Ahousset or Mosquito Harbour and return, one of which to be continued to Cape Scott, calling both ways on all trips run over this route, weather permitting, at Port Renfrew, New Alberni, Alberni, Ucluelet, and Clayoquot, and on one trip in each month at Hesquiat, Friendly Cove, Nootka Sound, Nuchatlitz, Kyuquot, Winter Harbour, Fregon, also when necessary at Coal Harbour and Yreka Mine; and on all trips at such other intermediate ports or places as the minister may require or direct. On outward trips only, steamers employed in carrying out the provisions of this contract, especially with reference to Route A. will have the privilege of calling at American ports in Alaska, anything in section 13 to the contrary notwithstanding.

9-10 EDWARD VII., A. 1910

Termination of Contract.

5. This agreement shall remain in force and have effect until the thirty-first day of March, 1909, unless sooner terminated by mutual consent or under the provisions of section 19 hereof, or unless extended for one year from such date at the option of the minister.

Carriage of Mails.

Clause 7 of the contract provides for the carriage of mails.

Subsidy: \$17,500 per Annum.

Subsidy is payable at the rate of seventeen thousand and five hundred dollars (\$17,500) per annum, that is to say, for the due performance of the services over the routes A and B as above enumerated in sections 1, 2 and 3, at the rate of twelve thousand five hundred dollars (\$12,500) per annum; and over the route C as above, at the rate of five thousand dollars (\$5,000) per annum, payable in quarterly instalments on the first day of each of the months of October, January, April and July in each year covered by this agreement, and three thousand one hundred and twenty-five dollars (\$3,125) for services A and B, and of one thousand two hundred and fifty dollars (\$1,250) for service C;

An agreement, supplementary to the Articles of Agreement dated May 1, 1909, provides that the ports of call on the services A, B, and C, as under the old contract be and are hereby rescinded and the following substituted in lieu thereof, viz:—

Route A.

Vancouver, Port Essington, Prince Rupert, Port Simpson and in Alaska at Ketchikan and Skagway.

Route B.

Semi-monthly calls at Vancouver, Campbell River, Quathiaski Cove, Alert Bay, Seintula, Hardy Bay, Beaver Cannery, Schooner Passage (summer only), Wadhams, Strathcona, Good Hope, Brunswick, Kildalla, Rivers Inlet, Kamu, Bella Bella, China Hat, Swanson Bay, Hartley Bay, Lowe Inlet, Claxton, Port Essington, Oceanic, Inverness, Prince Rupert, Metlakahtla, Port Simpson, Arrandale, Kincolith, Naas Harbour; and once each month at Kitkatla and alternately at Bella Coola and Kitmaat.

Route C.

Four complete round trips each month from April to September inclusive. During the summer, sailings to be every Tuesday, viz:—Two trips from Victoria to Clayoquot and Way Ports; one trip from Victoria to Quatsino including Clayoquot and Way Ports and one trip from Victoria to Holberg including Quatsino, Clayoquot and Way Ports.

Ports of call to be as follows:—Victoria, Port Renfrew, Carmanah, Claoose, Bamfield, New Alberni, Sechart, Ucluelet, Clayoquot, Christie School, Ahousaht, Hesquot, Friendly Cove, Whaling Station, Kyuquot, Winter Harbour, Quatsino and Holberg.

If sufficient business offers, calls will be made at Dodge's Cove, Uchucklesit, Port Hughes and Neenachlitz.

SESSIONAL PAPER No. 10e

Description of Vessels Employed.

NAME.	DIMENSIONS.			TONNAGE.			PASSENGER ACCOMMODATION.			Refrigerator Space.	N. H. P.	Speed, Knots.	BUILT		
	Length.	Breadth.	Depth.	Net.	Gross.	Capacity.	1st Class.	2nd Class.	3rd Class.				At	In	Of
	Ft.	Ft.	Ft.												
Princess Charlotte..	330·0	46·7	23·7	1,999	3,844	500	274	795·20		Glasgow	1908	Steel.
Princess Victoria..	300·0	40·5	15·2	428	1,943	400	168	60	434·20		North Shields..	1903	"
Princess Ena..	195·1	38·2	14·8	827	1,368	250	75·12		Garston, Eng..	1907	"
Princess May.	249·0	33·2	17·7	892	1,717	500	160	..	70	..	287·15		Newcastle-on-Tyne	1838	"
Princess Beatrice..	193·4	37·4	15·2	635	1,290	250	100	100·15		Victoria, B.C..	1903	Wood
Princess Royal..	228·0	40·0	16·6	981	1,997	450	154	60	302·15		"	1907	"
Charmer.....	200·0	42·0	12·9	497	1,044	300	90	188·13		San Francisco, U.S.	1886	Steel.
Amur.....	216·0	28·1	11·2	370	907	300	60	..	60	..	170·12		Sunderland.....	1890	"
Otter.....	128·0	24·5	11·0	232	366	250	64	..	60	..	24·10		Victoria, B.C..	1900	Wood

Distances.

The distances between terminal ports are as follows:—

Victoria to Skagway, 987 miles; Victoria to Quatsino and Cape Scott, 473 miles.

Routes A and B.

TRAFFIC RETURNS.

Calendar Year.	Number of Passengers Carried.	Tons of Freight Carried.	Live Stock.	Mails.	Subsidies Paid.
1907.....	North.... 5,448 South.... 5,758	12,154 5,523	Not stated.....	Not stated....	For all routes, A B and C.
	Total...11,206	17,677			\$ 17,500
1908....	28,625	23,446	264	13,281	4,375
1909.....	Statistics not received in time for publication.....				17,500

Route C.

1907.....	North.... 2,868 South.... 3,169	5,102 3,897	Not stated.....	Not stated....	See above.
	Total...6,037	8,999			
1908....	5,606	10,480	151	745	See above
1909.....	Statistics not received in time for publication.....				

221.

AUTHORIZED BY STATUTE.

(63-64 Victoria, chapter 9.)

CANADA, CHINA, AND JAPAN.

CANADIAN PACIFIC RAILWAY COMPANY.

Vote 221.—Additional for Canada, China and Japan services.

1909-10	\$48,666.66
1910-11	\$48,666.66

This service is run under contract between the Imperial government and the Canadian Pacific Railway Company, bearing date October 12, 1908, covering a period of service from April 7, 1908 to April 6, 1911.

Aside from the usual requirements, the present contract provides among other things as follows:—

Frequency of Service—Terminal ports.

2. 'Subject to the provisions of this agreement the company shall and will during the continuance of this agreement at their own costs and charges in all respects convey or cause to be conveyed once in every three weeks during the summer season, and once in every four weeks during the winter season in each direction all mails which the postmaster general or any of his deputies, officers, servants or agents shall from time to time require to be conveyed in either direction between Liverpool in England and the port of Hong Kong in China and between the several ports and places en route hereinafter specified. Such conveyance shall be effected by way of Halifax, St. John, Quebec or Rimouski (as hereinafter provided) in the Dominion of Canada and the port of Vancouver in the same Dominion, and shall be effected between Halifax, St. John, Quebec or Rimouski (as the case may be) and the said port of Vancouver by means of railway trains and between Liverpool and Halifax, St. John, Quebec or Rimouski (as the case may be) and between the said port of Vancouver and the said port of Hong Kong by means of mail ships. All such trains and mail ships respectively shall be provided by the company and such conveyance shall be conducted throughout as one continuous and complete service, and the company shall be responsible for the safe conveyance and delivery of the mails by means of such trains and mail ships.

Summer and Winter Ports in Canada.

3. 'Subject to the provisions of this agreement all mails to be conveyed by the company in pursuance of the agreement by means of railway trains shall be conveyed over the railways of the company during the summer season from and to Quebec or Rimouski direct to and from the mail ships to be despatched from and to arrive at the said port of Vancouver; and during the winter season from and to Halifax or St. John direct to and from the said mail ships at the said port of Vancouver.

SESSIONAL PAPER No. 10e

Manner of Conveyance of Mails.

5. 'Subject to the provisions of this agreement, the conveyance of the mails between Liverpool and Hong-Kong shall be effected by the company in the following manner:—

(1) 'On the journey from Liverpool to Hong-Kong, one of the mail ships shall put to sea from Liverpool at the time appointed by the Postmaster General, and shall proceed on her voyage to Halifax, St. John, Quebec or Rimouski (as the case may be). At Halifax, St. John, Quebec or Rimouski (as the case may be) the company shall transfer the mails to one of the trains to be provided by the company. The said train shall then forthwith start and shall proceed to the said port of Vancouver, stopping at such places as the company shall appoint. At the said port of Vancouver the company shall transfer the mails to one of the mail ships, which shall then forthwith put to sea, and proceed on her voyage to Hong-Kong, touching or calling at the several ports or places hereinafter mentioned.

(2) 'On the journey from Hong-Kong to Liverpool: The service above described shall be reversed and the mails conveyed in manner aforesaid (*mutatis mutandis*) in the contrary direction.

(3) 'On both journeys: The company shall at each of the ports hereinafter specified at which the mail ships shall call or stop or from which they shall start, and at each of the places at which trains shall stop or from which they shall start, accept such mails as shall under the provisions hereof be there tendered to them for conveyance, and deliver thereat such mails as shall under the provisions hereof have been entrusted to them for such delivery.

Ports of Call in China and Japan.

6. On the voyages in both directions between Vancouver and Hong-Kong the mail ships shall call at Yokohama and Shanghai, and may also (at the option of the company) call at the ports of Victoria, Nagasaki, Shimidzu and Iliogo (Kobe), and at Amoy or other China or Japan ports.

Contract Time for the Conveyance of Mails.

7. 'All mails to be conveyed under the provisions of this agreement by such trains and mail ships respectively as aforesaid from Liverpool to the port of Hong-Kong, or from Hong-Kong to Liverpool, shall be so conveyed by the company during the continuance of this agreement within the complete and entire periods next hereinafter mentioned (that is to say) when the conveyance shall be by way of Quebec or Rimouski within a total period of 818 hours, and when the conveyance shall be by way of Halifax or St. John within a total period of 853 hours, which said periods respectively shall be calculated in the manner hereinafter mentioned or specified, and shall respectively include all stoppages of the mail ships and trains.

Conveyance of Mails between United Kingdom and Canada.

11. 'In addition to the services above described the company shall, without further payment than the subsidy hereinafter mentioned, convey by any of their steamships or other vessels plying between any port or ports in the United Kingdom and any port or ports in the Dominion of Canada any mails which the Postmaster General may tender for conveyance by such vessels between any ports or places (including ports of departure and destination) on the routes thereof respectively.

9-10 EDWARD VII., A. 1910

Subsidy: £45,000 per annum.

39. 'In consideration of the covenants and agreements herein contained and on the part of the company to be observed and performed, and of the due and faithful performance by the company of all the services under this agreement, there shall be payable to the company during the continuance of this agreement (out of such aids or supplies as may from time to time be appropriated by parliament for that purpose) a yearly subsidy or sum after the rate of £45,000 per annum, or (in the event of any such default or failure as hereinafter mentioned) so much of the said subsidy or sum as shall remain payable in respect of any year after making such deductions therefrom (if any) as hereinafter in that behalf mentioned in respect of any such default or failure.

Deductions from Subsidy.

40. 'If at any time the company fail to provide a mail ship at the port of Liverpool or Hong-Kong, ready to put to sea, on and at the appointed day and hour, or if such mail ship fail to start or put to sea on and at the appointed day and hour or so soon thereafter (regard being had to practical considerations) as the anchor of the mail ship can be weighed or the ship loosed from her moorings, then and so often as any such default shall happen there shall be deducted from the subsidy which would in the absence of any such default be payable to the company for the current year the sum of £500, and also the further sum of £100 for every successive 24 hours which shall elapse until such mail ship actually starts or proceeds to sea on the appointed voyage in pursuance of this agreement. Provided always that the total amount of the sums deducted as last aforesaid shall not in the aggregate exceed by a sum greater than the sum of £500, that part of the said subsidy of £45,000 for the current year which shall be applicable to the whole journey, reckoned from the port of departure to the port of arrival, in respect of which default shall have been made.

41. If at any time or times the mails shall not be conveyed from Liverpool to Hong-Kong or from Hong-Kong to Liverpool as aforesaid within the respective periods of transit hereinbefore stipulated in that behalf, then and so often as the same shall happen there shall be deducted from the subsidy, which but for this provision would have been payable to the company for the current year a sum of £100 for every complete period of 12 hours by which the time actually occupied in the conveyance of such mails shall have exceeded the period of transit hereinbefore stipulated in that behalf respectively. Provided always, that the total amount of the sums deducted in respect of any such default or failure as hereinbefore mentioned in the delivery of mails shall not exceed that part of the said subsidy of £45,000 for the current year, which shall be applicable to the journey in respect of which such default or failure occurs.

Provided, also that no such deductions as in this clause mentioned shall be made in respect of any such default or failure as aforesaid if the company shall prove to the satisfaction of the Postmaster General that such default or failure arose from any cause or causes altogether beyond the control of the company.

Manner and Time of Subsidy Payments.

43. (1) 'Subject to the provisions herein contained, the said subsidy shall be paid by equal quarterly payments on or as soon as conveniently may be after the days hereinafter in this article mentioned.

(2). 'All accounts in relation to the said subsidy, and any deduction therefrom or additions thereto as hereinbefore provided shall be made out and settled quarterly up to and on or as soon as conveniently may be after the 31st day of March, the 30th day of June, the 30th day of September and the 31st day of December in each

SESSIONAL PAPER No. 10e

year, and the amount or balance (if any) which shall be justly due to the company on each such quarterly account shall be paid by the Postmaster General out of such aids or supplies as aforesaid upon the settlement of such account; and for the purposes of such accounts, and subject as aforesaid the said yearly subsidy of £45,000 or any increased or decreased subsidy which may become payable under or by virtue of any of the provisions herein contained shall be deemed to accrue from day to day subject to the liability of the same to be altered by such additions or deductions as aforesaid.

Termination of Agreement.

44. This agreement shall be deemed to have commenced on the 7th day of April, 1908, and shall continue in force until the 6th day of April, 1911, and shall then absolutely determine.

Canadian Proportion of Subsidy.

Of the above-mentioned subsidy of £45,000 per annum. Canada contributes £25,000, and Great Britain £20,000.

Description of Vessels Employed.

NAME.	DIMENSIONS.			TONNAGE.			PASSENGER ACCOMMODATION.			Refrigerator Space.	N. H. P.	Knots, speed.	BUILT.		
	Length.	Breadth.	Depth.	Net.	Gross.	Capacity.	1st Class.	3rd Class.	4th Class.				At	In	Of
	Ft.	Ft.	Ft.												
Empress of India.	455·6	51·2	33·1	3,032	5,934	3,000	200	40	1,000	Nil.	1,167	15	Barrow	..	1891 Steel.
Empress of China.	455·6	51·2	33·1	3,046	5,947	3,000	200	40	1,000	Nil.	1,167	15	Barrow	..	1891 Steel.
Empress of Japan.	455·6	51·2	33·1	3,039	5,940	3,000	200	40	1,000	Nil.	1,167	15	Barrow	..	1891 Steel.

Distances.

The distances from—

	Mil.s.
Vancouver to Yokohama is	4,283
Yokohama to Kobe is	346
Kobe to Nagasaki is	384
Nagasaki to Woosung is	448
Woosung to Hongkong is	810
Total—Vancouver to Hongkong	6,271

SESSIONAL PAPER No. 10e

such other steamship or steamships as may be necessary from time to time, which steamships shall be subject to the approval of the minister. The service shall consist of one round trip per week, as follows:—

Yearly Arrangement.

Leave St. John for St. Andrews Saturday mornings, calling at Dipper Harbour, Beaver Harbour, Black's Harbour and Back Bay.

Returning leave St. Andrews Wednesday mornings for St. John, calling at Back Bay, Black's Harbour, Beaver Harbour and Dipper Harbour.

Calls at Government Wharfs.

2. In consideration of the subsidy herein stipulated, the contractors agree to call at all government wharfs when such is practicable and when such wharfs are available.

Termination of Contract.

3. This contract shall remain in force until the 31st day of March, 1910, unless sooner terminated under the provisions of section 18 of this contract.

Subsidy: \$1,000 per Annum.

4. The subsidy is at the rate of \$1,000 per annum, payable as follows: On the first of October of the year of these presents the sum of \$500; and on the 31st day of March, 1910, on the completion of the service herein contracted to be performed the further sum of \$500.

Carriage of Mails.

Clause 6 of the contract provides for the conveyance of mails.

Description of Vessel Employed.

NAME.	DIMENSIONS.			TONNAGE.		N.H. P.	Speed	BUILT.		
	Length.	Breadth	Depth.	Net.	Gross.			At	In	Of
	Ft.	Ft.	Ft.				Knots			
Granville, <i>re-named</i> Connors Bros.	97	21.6	9	49	134	30	10	Shelburne, N.S.	1904	Wood

Distances.

TRAFFIC RETURNS.

Calendar Year.	Passengers Carried.	Tons of Freight Carried.	Live Stock.	MAILS.		Subsidy Paid.
				Lock Bags.	Tied Sacks.	
May 1 to Dec. 31, 1909.						
In.	400	1,294	Nil.	Nil.	Nil.	\$ 500
Out.	473	1,378				
Total.	873	2,672				

AUTHORIZED BY STATUTE.

(7-8 Edward VII., Chapter 68.)

CANADA AND FRANCE.

H. AND A. ALLAN.

This service is performed by Messrs. H. and A. Allan, of Montreal, under terms of a contract bearing date the 28th April, 1908, to continue for a period of one year. This contract was extended on January 2, 1909, until the opening of navigation in 1910, with the proviso that in the event of an amendment to 7-8 Edward VII, Chapter 68, granting authority for any change in the contract herein referred to, and a new contract being entered into before the opening of navigation, 1910, for a service between Canada and France, this renewal will cease and have no effect from the date such new contract takes effect. The principal provisions, aside from those common to all contracts, are as follows:—

Service—Speed.

1. The contractors owning and controlling in their capacity aforesaid, the steamships *Laurentian*, *Pomeranian*, *Sardinian* or *Buenos Ayrean*, will establish upon the opening of navigation in the year of the date of these presents (and with the assistance of such other steamships as may be approved by the minister) and from that time maintain for a period of one year a regular direct steamship service between a port or ports in the Dominion of Canada and a port or ports in France, with the option upon the part of the contractors of extending each eastbound voyage to a port or ports in Great Britain as hereinafter defined with not less than three steamships, each of which shall not be less than 3,000 tons gross register, with a carrying capacity of 4,500 tons available for agricultural products, merchandise and all other kinds of freight, each of which shall also be fitted with such amount of cold storage accommodation and under such regulations as the minister may require, and thereafter during the continuance of this contract to be at all times subject to the approval of the minister. The speed of the said steamers at sea when loaded and while so employed shall be during the term of this contract a minimum of not less than ten knots per hour, such steamers to be fully equipped in the most approved and modern style.

Ports of Call.

2. It is understood and agreed that during the season of open navigation on the River St. Lawrence covered by this contract, the terminal ports in Canada shall be Montreal or Quebec, and during the season of closed navigation on the St. Lawrence such terminal ports shall be Halifax or St. John, at the contractors' option, subject to the approval of the minister; and it is understood and agreed that the ports of call in France upon each eastbound and westbound trip shall be Cherbourg or Havre, or both, at the option of the contractors, and each eastbound trip to be extended at the option of the contractors to a port or ports in Great Britain; provided, however, that in any event the first port of call after leaving Canada shall be a port in France and that the last port of departure for Canada shall also be a port in France.

SESSIONAL PAPER No. 10e

Frequency of Service.

3. 'It is understood and agree that the number of round voyages from France to Canada and return as herein stipulated during the continuance of this contract shall not be less than eighteen yearly; that is to say, that during the months of May to November, inclusive, in each year there shall be run not less than two full round voyages each month and during the remaining months of December to April, inclusive, the remaining voyages shall be performed; such service to be regular and uninterrupted with sailings on such fixed dates as may be approved of by the minister, and such dates shall be by the contractors regularly advertised at least two weeks in advance of every such sailing. It is further understood and agreed that at the option of the contractors the number of round voyages from France to Canada and return as herein stipulated may be increased to a maximum of 24 per annum, such additional voyages, if run, to be run regularly with sailings on such fixed dates as may be approved by the minister, and such dates shall be by the contractors regularly advertised as hereinbefore provided.

Subsidy : At the rate of \$100,000 per Annum for 18 voyages, but not to exceed \$133,333.33 per Annum.

4. The subsidy is at the rate of one hundred thousand dollars (\$100,000) per annum, based upon and for the service of eighteen full round voyages, and so in proportion for the increased service also herein provided for; provided, however, that the total amount of subsidy to be claimed or paid for the one year's service shall not exceed the sum of one hundred and thirty-three thousand three hundred and thirty-three dollars and thirty-three cents (\$133,333.33), such subsidy being payable in quarterly instalments on the first day of each of the months of July, October, January and April, occurring during the continuance of this contract; provided also that it is the true intent and meaning of these presents that the contractors shall have no claim to payment of any instalment of subsidy or any part thereof unless up to the time of such instalment becoming due, as herein stipulated, the service herein described and defined has been fully and faithfully performed, and unless all the provisions and stipulations as to freight and freight rates and dates of sailing have been in all respects faithfully observed and carried out according to the true intent and meaning of these presents; it being understood and agreed that, in the event of any of the said steamers being at any time so disabled as to necessitate their being docked for repairs, the failure to perform the terms of this contract during such accident and the time reasonably occupied in such repairs, shall not be taken as a default or breach of the stipulations of this contract, or subject the contractors to deductions from the amount of subsidy, if any, payable for any voyage delayed in consequence of such docking for such repairs, but there shall be no claim for nor payment of any subsidy in respect of any voyage not actually performed.

Freight Rates.

6. 'It is hereby agreed that the rates charged for freights to or from any Canadian port included in this contract shall not exceed the rates charged by regular passenger steamers to or from New York, Boston and Portland, to or from the port of Havre, and the minister may at any time, if he deem it advisable, and after sufficient notice to the contractors, revise the rates to be charged on all classes of goods, such revision to be in all cases consistent with a fair and sufficient remuneration for the services performed by such steamers, and the contractors shall carry between the ports hereinbefore named, on all voyages of the said steamships employed under the terms of this contract, all freights that may be offered or that can be reasonably

9-10 EDWARD VII., A. 1910

procured at rates which shall not be in excess of the aforesaid rates, and in no case shall any discrimination be made as regards rates or otherwise, directly or indirectly against Canadian merchants or shippers, who shall always have precedence for their freight and goods over all other merchants and shippers.

Freight booked to Halifax or St. John to be delivered to Intercolonial Railway.

7. It is hereby agreed by the contractors that, as the aid herein expressed and provided for by the government is for the express purpose of encouraging the development of Canadian trade and the transportation of Canadian goods through Canadian channels, the company accepts the aid on these conditions, and agrees that all freight booked or carried by the said steamships from a port in France, and during the time these ships make Halifax or St. John their terminal port, shall, when not otherwise routed by shippers or consignees, be delivered to the Intercolonial Railway at Halifax or St. John for shipment to final destination in Canada, providing that the rates demanded by the Intercolonial Railway shall not be in excess of the rates charged by any other railway company from said ports to final destination in Canada.

Passengers for Quebec and Maritime Provinces to be delivered to Intercolonial Railway at Halifax—Freight for France to be carried by Intercolonial Railway.

Contractors are to hand over to the Intercolonial Railway at Halifax passengers for points in the maritime provinces or the province of Quebec, providing the routing of such passengers is controlled by the contractors, and that they are not otherwise routed. It is further agreed that the contractors, through their agents in Canada shall use all and every effort to have all such freight for export as may be secured by them for a port in France at which the subsidized line may call, delivered to the Intercolonial Railway at Montreal.

Carriage of Mails.

Clause 9 of the contract provides for the carriage of mails.

Calls at Foreign Ports.

15. The steamers employed in carrying out the provisions of this contract shall not on any voyage, either outwards or homewards, call at any foreign port not specified in this contract.

Description of Vessels Employed.

NAME.	DIMENSIONS.			TONNAGE.			PASSENGER ACCOMMODATION.			Refrigerator Space.	N. H. P.	Speed, knots.	BUILT		
	Length.	Breadth.	Depth.	Net.	Gross.	Capacity.	1st Class.	2nd Class.	3rd Class.				At	In	Of
	Ft.	Ft.	Ft.							Cu. Ft					
Corinthian. . . .	430	54	2 23/2	4,016	6,270	5,146	32	170	800	12,732	447	12	Belfast. . . .	1900	Steel
Sicilian.	430	54	2 28/2	3,963	6,229	5,157	32	170	800	14,966	412	12	Belfast.	1899	Steel
Sardinian. . . .	400	42	3 34/6	2,788	4,349	4,324	Nil.	147	424	7,500	316	11	Greenock. . . .	1875	Iron
Pomeranian. . . .	381	43	8 33/1	2,700	4,207	3,127	Nil.	120	548	16,211	316	11	Hull.	1882	Iron.

SESSIONAL PAPER No. 10e

The distance between Havre and Halifax is given as 2,705 miles; between Havre and Montreal as 3,041 miles.

The traffic during the calendar years 1907 and 1908 is stated by the contractors to be as follows:—

TRAFFIC RETURNS.

Calendar Year.	Number of Passengers Carried,		Tons of Freight Carried.		Live Stock.	Mails.	Subsidies Paid
1907	East.....	1,078	9,440 }		Not stated.....	Not stated.....	\$111,111.00
	West.....	3,612	15,033 }				
	Total..	4,690	24,473				
	Second Class.	Third Class.	Weight.	Meas.			
1908 ...	1,056	1,813	19,231	5,534	Nil.	1 bag.	\$136,110.98 (For Calendar year 1908).
1909	f East..	704	1,463	6,749	Nil.	15 bags.	
	(West..	412	410	8,215			
Total.....	1,116	1,873	14,964	9,888		16 bags.	

SOME CLAUSES COMMON TO ALL CONTRACTS.

NOTE.—Some of the principal sections common to all contracts, and as such hereinbefore frequently referred to, read as follows:—

Proof of Performance of Service to be Furnished.

The contractors shall furnish and establish at their own expense the necessary agents required for the efficient performance of this contract, and shall with diligence, as soon after the completion of each voyage as may be, furnish to the minister full and complete copies of the manifests of the cargoes and lists of passengers carried on each voyage, duly certified by the proper officers of customs, and also such other documents, information and evidence as may be reasonably required by the minister to show the volume, extent and value of the trade carried on by the said steamers, and the full performance on their part of the services, requirements and conditions of this contract in order to enable him to judge as to whether the terms of this contract have been or are being fully and faithfully carried out and complied with, within the true intent and meaning thereof, and his decision in that respect shall be binding, final and conclusive: and the furnishing of such certificates, documents and evidence as hereinbefore specified shall be a condition, precedent to the payment of the subsidy herein provided for, or any portion thereof, and if in the opinion of the minister, all the terms of this contract have not been fully complied with by the contractors he may deduct from the subsidy otherwise payable such portion thereof as he may deem fit and proper, taking into consideration all the circumstances con-

9-10 EDWARD VII., A. 1910

nected therewith, and the contractors shall at all times during the continuance of this contract well and faithfully abide by and conform to all such requirements as may be made by the minister with regard to the said steamers in the performance of this contract.

Equipment of Steamers.

‘The steamers to be employed as herein specified, shall at all times during the continuance of this contract be fully seaworthy, well-officered, manned, victualled, equipped, provided and furnished, having regard to the service which the contractors have hereby undertaken to perform; and shall have ample and suitable accommodation for the passengers, mails and freights to be carried over the routes specified; and shall, at all times, carry boats and life-saving appliances in compliance with the law, and shall be in all respects subject to the approval of the minister.

Accommodation for Mails.

‘The said steamers shall be provided with sufficient and convenient accommodation and protection for all such mails, to the satisfaction of the Honourable the Postmaster General of Canada for the time being, and the contractors shall further take all reasonable and necessary precautions for the protection of such mails while upon the said steamers or while in the contractors’ charge or custody, from loss, damage or injury in any way, and the contractors shall be responsible for any loss or damage thereto caused by negligence or want of proper care or accommodation on the part of the contractors, their agents or servants, or on the part of the officers, employees or crew on board the said steamers, and this without regard to any question as to the legal liability of the Postmaster General to the owners of the articles of mail matter contained in such mails for damage or loss sustained in transit.

Definition of term ‘Mails.’

‘The expression “mails” for the purpose of this contract shall be deemed to mean and include all boxes, bags, baskets or packets of or containing letters, post cards, newspapers, parcels, books, or printed papers, and all other articles which under the Post Office Act and postal regulations for the time being in force are transmissible by post in Canada, without regard to place either of origin or destination, and also all empty bags, empty boxes and other receptacles, stores and articles used or to be used in carrying on the post office service, or which shall ordinarily be sent by or to or from the post offices.

No Letters except H.M. Mails to be Carried.

‘The contractors shall not, nor shall any of their agents or servants, or officers or crew of the said steamers receive or permit to be received on board of the said steamers any letters for conveyance other than those contained in His Majesty’s mails, or which are or may be privileged by law, nor the mails of any other country, except such as are specified by the Postmaster General of Canada, for the time being.

Government Officials to be Carried Free of Charge.

The Honourable the Postmaster General of Canada, or the Honourable the Minister of Trade and Commerce for the time being, or any inspector or officer of the Post Office Department or of the Department of Trade and Commerce, who may in the execution of his duty travel in the said steamers, shall be carried free of charge.

SESSIONAL PAPER No. 10e

Proper Accounts to be Kept.

The contractors shall keep full and proper accounts of and in connection with the working of this service, and shall keep such accounts separate and distinct from any other accounts of or connected with other branches of their business; and in any contingency which, in the opinion of the minister, may render such a course necessary, the contractors shall allow any officer or officers named by the minister free access to such accounts and all books, papers and documents connected therewith.

Substitutes for Disabled Steamers.

It is understood that if the said steamer shall be by peril of the sea or other unavoidable casualty, lost, destroyed or temporarily disabled from performing the voyages herein agreed to be performed according to the true intent and meaning of these presents, the contractors may in such case as soon as reasonably may be, having regard to the circumstances, replace the said steamer by another of equal class, speed, equipment, character and capacity to the satisfaction and approval of the minister in case the said steamer has been only temporarily disabled, and continue the service herein contracted for with such substituted or repaired steamer with as little delay as possible under all circumstances.

Freight and Passenger Tariffs—Proof of Performance of Service to be Furnished.

The contractors shall carry on each steamer running under this contract, according to its capacity, on all voyages, all the freight and passengers which may be reasonably offered or obtained, and at tariff rates, both as to passengers and freight, which may be from time to time approved by the minister; and the contractors shall furnish to the minister such documents, information and evidence as may be required by the minister, to show the volume, extent and value of the trade carried on by the said steamer, and such customs certificates, documents and evidence as may be necessary or as may be required by the minister to prove the performance of the service herein contracted for, and to enable the minister to judge as to whether this contract is being carefully and faithfully carried out and performed and the furnishing of such certificates, documents, information and evidence, as hereinbefore specified, shall be a condition precedent to the payment of the subsidy herein provided for or any portion thereof.

Deductions from Subsidy—Time-tables to be Furnished—Docking Disabled Steamers.

Provided, however, that it is the true intent and meaning of these presents that no amount or instalment of subsidy shall be payable or be paid at any time, unless it appears to the satisfaction of the minister that up to the time of such instalment becoming due, as herein stipulated, the service herein described and defined has been fully and faithfully performed, and that all provisions and stipulations as to freight and freight rates and dates of sailing have been in all respects faithfully observed and carried out, according to the true intent and meaning of these presents; and it is understood and agreed to be a further condition of these presents that the contractors shall at least two weeks prior to the first sailing under this contract furnish to the minister time-tables showing the proposed sailings, and upon the same being approved by the minister, they shall be duly advertised in such manner as he may direct; and it is also agreed that in case either of the steamers herein named, or a substituted steamer sanctioned by the minister, does not sail from a terminal port as herein specified within forty-eight hours of the date fixed by such time-tables, there shall be deducted from the amount of subsidy payable for such voyage a sum equal to one-tenth of

9-10 EDWARD VII., A. 1910

the amount otherwise payable for the performance of such voyage, and so in proportion for further delays or failure to sail from such terminal port. Provided, however, that the minister may authorize any vessel to sail either at an earlier or a later date than that specified in such time-tables should be for any reason deem it advisable to do so; It being understood and agreed that, in the event of any of the said steamers being at any time so disabled as to be obliged to be docked for repairs, the failure to perform the terms of this contract owing to such accident and for the time reasonably occupied in the repair of the damaged steamer, shall not be taken as a default or breach of the docking for repairs, but there shall be no claim for nor payment of any subsidy in respect of any voyage not actually performed.

Carriage of Mails.

The contractors shall during the performance of this contract, convey on each and every trip of the steamers performing the aforementioned services, both on outward and homeward voyages, all such mails as shall be tendered to the proper officers or persons in that behalf on the said steamers by or on behalf or under the direction of the postal authorities of Canada, or those at the terminal ports or ports of call herein referred to, and shall deliver all such mails at their proper destinations at the terminal port or ports of call above referred to; and the expenses of carrying such mails from the post offices or railway stations to the steamers and from the steamers to the post offices or railway stations at the terminal ports and at the ports of call shall be borne by the contractors, who will be subject to all general and special regulations now or hereafter existing during the continuance of this contract in connection with the postal service. For the conveyance of all such mails no payment shall be made or required over or beyond the amount of subsidy herein mentioned or provided for.

Freight and Passenger Rates to be Approved by the Minister.

The contractors shall at least three weeks prior to the first sailing under this contract, furnish to the minister a schedule of the freight rates proposed to be charged between the different ports on both east and west bound trips, which schedule shall be subject to the approval of the minister, and after being approved by him shall not be changed except with his consent; and the minister may at any time, if he deem it advisable, fix the maximum rates to be charged on any article or class of goods; and the contractors shall carry between the ports hereinbefore named, on all voyages of the said steamships employed under the terms of this contract, all passengers or freight that may be offered or that can reasonably be procured, at rates which shall not be in excess of such maximum rates as fixed by the minister, should he deem it advisable to so fix such maximum rates, and in no case shall any discrimination be made as regards rates, or otherwise, directly or indirectly, against Canadian merchants or shippers, who shall always have precedence for their freight and goods over all other merchants and shippers; and it is agreed and understood that the freight rates on east-bound trips, sailing from or , as hereinbefore provided, on through bills of lading to from any place in the provinces of Ontario and Quebec, or from any Canadian points farther west, shall in no case be greater than from the same place to via any United States route or port; and on west-bound trips the rates from to any place in Ontario or Quebec, or other Canadian points farther west, shall be as favourable as via any United States route or port to the same place; and it is further understood and agreed that the said steamers shall not carry between the ports of or and aforesaid, on any voyage run under the terms of this contract, either deals or lumber or timber to a greater extent than fifty per cent of the total quantity of the cargo carried on such voyage, and such quantity only in case other Canadian products are not offering or cannot be obtained. Provided,

SESSIONAL PAPER No. 10e

however, that in the event of other cargo not being obtainable, satisfactory evidence of that fact being furnished to the minister, then the contractors shall be allowed to make up the balance of the cargo with deals, boards or timber.

Calls at foreign ports.

‘The steamer employed in carrying out the provisions of this contract shall not on any of its trips call at any foreign port not specified in this contract.

Carriage of nitro-glycerine or dangerous articles.

‘The contractors shall not convey or permit to be conveyed in any steamer while employed in this service any nitro-glycerine or any other article which in the opinion of the minister shall be considered dangerous.

Subsidy subject to vote of Canadian parliament.

‘It is conditioned, declared and agreed that the payment of subsidy, as hereinbefore stipulated, is subject to the amount specified being provided for the purpose by a vote of the parliament of Canada, and that if no amount is voted for the purpose, or if any amount voted has become exhausted in payment thereof, and no further sum is voted for the purpose, this contract or agreement shall terminate and become void and of no effect, and the party of the first part shall not in consequence be held liable to damage.

Minister's right to terminate contract.

‘It is declared to be the true intent and meaning of these presents, that the minister shall have the right at any time during the continuance of this contract, upon 30 days’ notice in writing to the contractors, their successors or assigns, to terminate this contract, and every matter and thing herein contained, if it shall appear to the minister that there has been any breach on the part of the contractors, their successors or assigns, of any of the covenants, agreements, stipulations or provisions herein contained and entered into on the part of the contractors; and it is declared and agreed that the minister shall at all times be the sole and final judge as to whether there has been any such breach, and his decision shall be absolute, final and conclusive.

Assignment of contract.

‘This contract shall not, nor shall any right or interest therein be assigned without the consent in writing of the minister to such assignment having been first obtained.

Canadian members of parliament not admitted to share in contract.

‘It is a condition of these presents that no member of the House of Commons of Canada shall be admitted to any share or part of this contract or agreement nor to any benefit to arise therefrom.

Changes in contract.

‘The minister may authorize any change or changes in the terms of this contract as may not be inconsistent with the vote providing for the payment of the subsidy.

Minister to be final judge as to full carrying out of contract.

The minister shall at all times be the judge as to whether the terms of this contract have been or are being fully and faithfully carried out and complied with within the true intent and meaning thereof, and his decision in that respect shall be binding, final and conclusive.

INDEX TO SERVICES.

	PAGE.
Annapolis and London and Hull, Eng., or both.	6
Baddeck, Iona, Grand Narrows, &c.	7
Bonaventure River and Petit Rocher.	9
Canada and Australia.	10
Canada and Cuba.	85
Canada, China and Japan.	126
Canada and France.	132
Canada and Great Britain (mail service).	17
Canada and Mexico (Atlantic service).	25
" (Pacific service).	28
Canada and Newfoundland.	30
Canada and New Zealand.	32
Canada and South Africa.	35
Froude's Point and Lockeport, N.S.	38
Gaspé Basin and Dalhousie or Campbellton.	39
Gaspé Basin and North Shore River and Gulf of St. Lawrence.	41
Grand Manan and Mainland.	42
Halifax and Canso.	44
Halifax and Jamaica.	113
Halifax and Newfoundland <i>via</i> Cape Breton ports.	45
Halifax, St. John's, Nfld., and Liverpool.	48
Halifax and Spry Bay.	47
Mainland and Magdalen Islands.	50
Montreal, Quebec and Manchester.	52
Mulgrave and Canso.	64
Mulgrave and Cheticamp.	69
Mulgrave and Guysboro'.	67
Newcastle, Neguac and Escuminac; Miramichi River and Miramichi Bay.	55
Peleé Island and Mainland.	56
Petit de Grat and I.C.R. terminus at Mulgrave.	59
Petitecodiac River, Moncton, and ports in the County of Cumberland, N.S.	60
Pictou and Cheticamp.	62
Pictou, Murray Harbour, Georgetown and Montague Bridge.	63
Port Mulgrave, St. Peter's, Irish Cove and Marble Mountain.	66
Prince Rupert and Queen Charlotte Islands.	70
Prince Edward Island, Cape Breton and Newfoundland.	72
Prince Edward Island and the Mainland.	73
Quebec and Blanc Sablon.	77
Quebec and Gaspé Basin.	79
Quebec and Isle of Orleans.	80
Rivière du Loup, Tadousac and other North Shore ports.	82
River Ouelle and Lower St. Lawrence.	84
St. Catharine's Bay and Tadousac.	84
St. John and Digby.	87
St. John, Digby, Annapolis and Granville.	89
St. John, Digby, Bear River and Clementsport.	90

	PAGE.
St. John, Dublin and Belfast	92
St. John and Glasgow.. . . .	94
St. John, Halifax and London (Furness, Withy & Co.).. . . .	96
St. John, Halifax and London (winter service, Can. Pac. Ry. Co.).. . . .	99
St. John, Halifax and Manchester.. . . .	52
St. John and Halifax, <i>via</i> Yarmouth.. . . .	101
St. John, Halifax, West Indies and South America.. . . .	109
St. John, N.B., Margaretville, Port Lorne, Port George, Harbourville and Morden.. . . .	103
St. John and Minas Basin ports.. . . .	105
St. John and ports in Cumberland Basin.. . . .	106
St. John and St. Andrews.. . . .	130
St. John, Westport and other way ports.. . . .	108
St. Stephen, N.B., St. Croix River points, Deer Island, Campobello, &c., &c.. . . .	115
Sydney and Bay St. Lawrence.. . . .	117
Sydney and Whycomagh.. . . .	119
Victoria and San Francisco.. . . .	120
Victoria, Vancouver and Skagway.. . . .	122
Victoria and West Coast Vancouver Island.. . . .	122

INDEX TO PERSONS OR COMPANIES SUBSIDIZED.

Acadia Steamship Co.. . . .	6
Allan, H. & A. (Great Britain service).. . . .	17
“ (French service).. . . .	132
Alley, R. A.. . . .	32
Bear River SS. Co.. . . .	90
Beattie, W. A.. . . .	62
Bonaventure and Gloucester I. F. Co.. . . .	9
Bouchard Bros.. . . .	79
Bras d'Or Steamboat Co.. . . .	119
Canadian Australian Royal Mail Line.. . . .	10
Canadian Mexican Pacific SS. Line.. . . .	28
Canadian Pacific Railway (Canada, China and Japan).. . . .	126
“ (St. John, Halifax and London).. . . .	99
“ (Victoria, Vancouver and Skagway).. . . .	122
“ (Victoria and West Coast Vancouver Island).. . . .	122
Cann & Son, Hugh (Mulgrave and Canso).. . . .	64
“ (Mulgrave and Guysboro').. . . .	67
“ (Petit de Grat and Mulgrave).. . . .	59
Charlottetown Steam Navigation Co.. . . .	73
Cornier, Louis S.. . . .	41
Deer Island and Campobello SS. Co.. . . .	115
Dominion Atlantic Railway Co.. . . .	87
Dominion Coal Co., Ltd.. . . .	72
Donaldson Line.. . . .	94
Elder Dempster & Co. (Atlantic Mexican service).. . . .	25
“ (South African service).. . . .	35
Fraserville Navigation Co., Ltd.. . . .	39

SESSIONAL PAPER No. 10e

	PAGE.
Furness, Withy & Co. (Liverpool service).....	48
" (London service).....	96
" (Manchester service).....	52
Grand Maun Steamboat Co.....	42
Grand Trunk Pacific Ry.....	70
Halifax and Canso SS. Co.....	44
Halifax and Sheet Harbour SS Co.....	47
Halifax and West India SS. Co.....	113
Harbinger SS. Co.....	106
Holliday Bros.....	77
Insular SS. Co.....	108
Leslie, William G.....	69
Leckeport, N.S., Town of.....	38
Magdalen Island SS. Co.....	101
Manchester Liners, Ltd.....	52
Margartville SS. Co.....	103
Maritime SS. Co.....	130
McLure, Wm.....	50
Miramichi Steam Navigation Co., Ltd.....	55
North Shore SS. Co.....	117
Pacific Coast SS. Co.....	120
Pelee and Lake Erie Navigation Co., Ltd.....	56
Pickford and Black (West Indies and Demerara service).....	109
" (Jamaica service).....	113
" (Newfoundland service).....	45
Potter, W. R.....	105
Price Bros.....	84
Quebec and Lévis Ferry Co.....	80
Reid-Newfoundland Co., Ltd.....	30
Richmond Steamship Co.....	66
Shepody Navigation Co., Ltd.....	60
Thomson & Co., Wm.....	85
Three Rivers Steamship Co.....	63
Trans-St. Laurent Co., Ltd.....	82
Ulster Steamship Co., Ltd.....	92
Union SS. Co. of New Zealand.....	10
Valley SS. Co., Ltd.....	89
Victoria SS. Co.....	7
Worsnop, T. H.....	28

INDEX TO NAMES OF VESSELS EMPLOYED.

Ada.....	7
Alexandra.....	56
Alfred Clarke.....	58
Almeriana.....	49, 112
Amanda.....	114
Amelia.....	102
Amur.....	125
Aorangi.....	16
Aranmore.....	78

9-10 EDWARD VII., A. 1910

	PAGE.
Athenia..	95
Atlantis..	7
Aurora..	43
Bear River..	91
Beaver..	10
Bendu..	37
Bengore Head..	93
Benin..	37
Bertha..	87
Blue Hill..	8
Donavista..	73
Bornu..	27
Boston..	114
Bray Head..	93
Bruce..	31
Bruno..	71
Brunswick..	106
Cacouna..	73
Canada..	40
Canada Cape..	37
Carrigan Head..	93
Cassandra..	95
Charmer..	125
City of Peubla..	121
Connors Bros..	131
Contest..	83
Corinthian..	134
Corsican..	23
Dahome..	112
D. D. Mann..	38
Den of Ruthven..	34
Dunmore Head..	93
Durango..	49
Electra..	62
Empress..	75
Empress of Britain..	23
Empress of China..	129
Empress of India..	129
Empress of Ireland..	23
Empress of Japan..	129
Enterprise..	64
Felix..	87
Georgia..	29
Glenarm Head..	93
Glencoe..	31
Grampian..	23
Granville..	90
Gulf of Venice..	49
Harbinger..	107
Harlaw..	46
H. B..	42
Hesperian..	23
Indravelli..	34

SESSIONAL PAPER No. 10e

	PAGE.
Inishowen Head..	93
John L. Cann..	65
Kanawha..	98
Kathinka..	7
Katie..	7
King Edward..	78
Lady Sybil..	51
Lake Michigan..	100
Lakonia..	95
Lonsdale..	29
Magdalen..	70
Makura..	16
Malcolm Cann..	68
Malin Head..	93
Manchester Importer..	54
Manchester Mariner..	54
Manchester Port..	54
Manchester Shipper..	54
Manchester Spinner..	54
Manchester Trader..	54
Manuka..	16
Marama..	16
Margaret..	48
Marion..	120
Melville..	37
Moana..	16
Monarch..	37
Montezuma..	100
Montreal..	100
Mount Temple..	100
Muriel..	84
Northumberland..	75
Ocamo..	112
Oruro..	112
Otter..	125
Parthenia..	95
Percy Cann..	60
Polaris..	81
Pomeranian..	134
Prince Albert..	88
Prince Rupert..	88
Princess Beatrice..	125
Princess Charlotte..	125
Princess Ena..	125
Princess May..	125
Princess Royal..	125
Princess Victoria..	125
Ramore Head..	93
Queen..	121
Rappahannock..	98
Restigouche..	78, 80
Rhoda..	83

	PAGE.
Richmond..	67
Ruby L..	104
Salacia..	95
Sardinian..	134
Savoy..	78
Scotia..	45
Shenandoah..	98
Sicilian..	134
Sobo..	112
Sokoto..	27
Tabasco..	98
Tunisian..	23
Umatilla..	121
Venango..	49
Victorian..	23
Viking..	116
Virginian..	23
Westport Ill..	108
Weymouth..	118
Wilfrid C..	61
Yola..	37

DOMINION OF CANADA

REPORT

OF THE

DEPARTMENT OF TRADE AND COMMERCE

FOR THE

FISCAL YEAR ENDED MARCH 31

1909

PART VII

TRADE OF FOREIGN COUNTRIES

AND

TREATIES AND CONVENTIONS

PRINTED BY ORDER OF PARLIAMENT



OTTAWA

PRINTED BY CHARLES HENRY PARMELEE, PRINTER TO THE KING'S MOST
EXCELLENT MAJESTY

1910

GENERAL INDEX

PART I.—CANADIAN TRADE :—

Imports into and Exports from Canada.
(Itemized and General Statements.)

PART II.—CANADIAN TRADE :—

1. With France.
2. With Germany.
3. With United Kingdom.
4. With United States.

PART III.—CANADIAN TRADE :—

With Foreign Countries.
(Except France, Germany, United Kingdom and United States.)

PART IV.—CANADIAN TRADE :—

MISCELLANEOUS INFORMATION :—

1. Annuities.
2. Bounties.
3. Chinese Immigration.
4. Lumber and Staple Products.
5. Revenue and Expenditure of Department of Trade and Commerce.
6. Statistical Record of the Progress of Canada.
7. Tonnage Tables.
8. Trade Commissioner Service.

PART V.—Grain Statistics.

PART VI.—Subsidized Steamship Services.

PART VII.—Trade of Foreign Countries and Treaties and Conventions.

NOTE—*The above parts will not necessarily be issued in the order indicated.*

PART VII

TABLE OF CONTENTS

INTRODUCTION.

	Page.
1. Area, Population, Imports and Exports of the Principal Countries of the World	VIII
2. British and Foreign Currencies, Weights and Measures differing from those of Canada and used in the Trade Reports of the respective Countries named, with their equivalents in Canadian Legal Standards.....	X
3. Table showing Austro-Hungarian Kronen per 100 kilogrammes, with Canadian Equivalents per 100 pounds.....	XX
4. Table showing Bolivian, Bolivars; Belgian, Congo Free State, French and Swiss, Francs; Servian, Dinars; Roumanian, Lei; Bulgarian, Lews; Italian, Lire; and Spanish Pesetas; per 100 kilogrammes with Canadian Equivalents per 100 pounds.....	XXII
5. Table showing Danish and Norwegian, Kroner and Swedish Kronor per 100 kilogrammes, with Canadian Equivalents per 100 pounds.....	XXIV
6. Table showing Dutch (Holland) Gulden per 100 kilogrammes, with Canadian Equivalents per 100 pounds.....	XXVI
7. Table showing German Marks, per 100 kilogrammes, with Canadian Equivalents per 100 pounds.....	XXVIII
8. Table showing Japanese Yens, and Mexican Pesos, per 100 kilogrammes, with Canadian Equivalents per 100 pounds.	XXX

TRADE OF FOREIGN COUNTRIES.

Trade of the Principal Countries of the British Empire and Foreign Countries during each of a period of years to date of the latest available report :—

BRITISH EMPIRE.

	Page.
UNITED KINGDOM.—Imports and Exports by Countries, 1904 to 1908.....	2
" Imports by Principal Articles, 1904 to 1908.....	5
" Exports (Home Produce) by Principal Articles, 1904 to 1908.	16
" Exports (Foreign Produce) by Principal Articles, 1904 to 1908.....	23
" Imports by Principal Articles from Canada and United States, 1899 to 1908.....	28
" Exports (Home Produce) by Principal Articles to Canada and United States, 1899 to 1908.....	36
" Exports (Foreign Produce) by Principal Articles to Canada and United States, 1899 to 1908.....	42
AUSTRALIAN COMMONWEALTH.—Imports and Exports by Countries, 1904 to 1908.....	49
" " Imports by Principal Articles, 1904 to 1908.....	52
" " Exports by Principal Articles, 1904 to 1908.....	56
BAHAMAS.—Imports and Exports by Countries, 1904 to 1908.....	56
" Imports by Principal Articles, 1904 to 1908.....	60
" Exports by Principal Articles, 1904 to 1908.....	62

	Page.
BARBADOS.—Imports and Exports by Countries, 1904 to 1908.....	61
" Imports by Principal Articles, 1904 to 1908.....	64
" Exports by Principal Articles, 1904 to 1908.....	66
BERMUDA.—Imports and Exports by Countries, 1904 to 1908.....	67
" Imports by Principal Articles, 1904 to 1908.....	68
" Exports by Principal Articles, 1904 to 1908.....	69
BRITISH EAST AFRICA PROTECTORATE.—Imports and Exports by Countries, 1905 to 1909.....	70
" " Imports by Principal Articles, 1905 to 1909.....	71
" " Exports by Principal Articles, 1905 to 1909.....	72
BRITISH GUIANA.—Imports and Exports by Countries, 1905 to 1909.....	73
" Imports by Principal Articles, 1905 to 1909.....	74
" Exports by Principal Articles, 1905 to 1909.....	76
BRITISH HONDURAS.—Imports and Exports by Countries, 1904 to 1908.....	77
" Imports by Principal Articles, 1904 to 1908.....	78
" Exports by Principal Articles, 1904 to 1908.....	80
BRITISH INDIA.—Imports and Exports by Countries, 1905 to 1909.....	82
" Imports by Principal Articles, 1905 to 1909.....	84
" Exports by Principal Articles, 1905 to 1909.....	86
BRITISH SOUTH AFRICA.—Imports and Exports by Countries, 1906 to 1908.....	88
" Imports by Principal Articles, 1906 to 1908.....	90
" Exports by Principal Articles, 1906 to 1908.....	94
CEYLON.—Imports and Exports by Countries, 1904 to 1908.....	96
" Imports by Principal Articles, 1904 to 1908.....	98
" Exports by Principal Articles, 1904 to 1908.....	100
COLONY AND PROTECTORATE OF SOUTHERN NIGERIA.—Imports and Exports by Countries, 1904 to 1908.....	101
" " Imports by Principal Articles, 1904 to 1908.....	102
" " Exports by Principal Articles, 1904 to 1908.....	103
CYPRUS.—Imports and Exports by Countries, 1904 to 1908.....	104
" Imports by Principal Articles, 1904 to 1908.....	105
" Exports by Principal Articles, 1904 to 1908.....	107
FIJI.—Imports and Exports by Countries, 1904 to 1908.....	109
" Imports by Principal Articles, 1904 to 1908.....	110
" Exports by Principal Articles, 1904 to 1908.....	112
GOLD COAST.—Imports and Exports by Countries, 1904 to 1908.....	113
" Imports by Principal Articles, 1904 to 1908.....	114
" Exports by Principal Articles, 1904 to 1908.....	116
GRENADA.—Imports and Exports by Countries, 1904 to 1908.....	117
" Imports by Principal Articles, 1904 to 1908.....	118
" Exports by Principal Articles, 1904 to 1908.....	120
JAMAICA.—Imports and Exports by Countries, 1905 to 1909.....	121
" Imports by Principal Articles, 1905 to 1909.....	122
" Exports by Principal Articles, 1905 to 1909.....	125
LEEWARD ISLANDS.—Imports and Exports by Countries, 1904 to 1908.....	126
" Imports by Principal Articles, 1904 to 1908.....	127
" Exports by Principal Articles, 1904 to 1908.....	129
MAURITIUS.—Imports and Exports by Countries, 1904 to 1908.....	130
" Imports by Principal Articles, 1904 to 1908.....	132
" Exports by Principal Articles, 1904 to 1908.....	134
NEWFOUNDLAND (including LABRADOR).—Imports and Exports by Countries, 1905 to 1909.....	135
" " Imports by Principal Articles, 1905 to 1909.....	136
" " Exports by Principal Articles, 1905 to 1909.....	138
NEW ZEALAND.—Imports and Exports by Countries, 1904 to 1908.....	139
" Imports by Principal Articles, 1904 to 1908.....	141
" Exports by Principal Articles, 1904 to 1908.....	144
NYASALAND PROTECTORATE.—Imports and Exports by Countries, 1905 to 1909.....	146
" Imports by Principal Articles, 1905 to 1909.....	147
" Exports by Principal Articles, 1905 to 1909.....	147
ST. LUCIA.—Imports and Exports by Countries, 1904 to 1908.....	148
" Imports by Principal Articles, 1904 to 1908.....	149
" Exports by Principal Articles, 1904 to 1908.....	151

SESSIONAL PAPER No. 10f

	Page.
ST. VINCENT.—Imports and Exports by Countries, 1905 to 1909.....	152
" Imports by Principal Articles, 1905 to 1909.....	153
" Exports by Principal Articles, 1905 to 1909.....	155
SIERRA LEONE.—Imports and Exports by Countries, 1904 to 1908.....	156
" Imports by Principal Articles, 1904 to 1908.....	157
" Exports by Principal Articles, 1904 to 1908.....	159
SOMALILAND PROTECTORATE.—Imports and Exports by Countries, 1905 to 1909.....	160
" Imports by Principal Articles, 1905 to 1909.....	161
" Exports by Principal Articles, 1905 to 1909.....	162
STRAITS SETTLEMENTS.—Imports and Exports by Countries, 1904 to 1908.....	163
" Imports by Principal Articles, 1904 to 1908.....	164
" Exports by Principal Articles, 1904 to 1908.....	166
TRINIDAD.—Imports and Exports by Countries, 1905 to 1909.....	168
" Imports by Principal Articles, 1905 to 1909.....	169
" Exports by Principal Articles, 1905 to 1909.....	172
UGANDA PROTECTORATE —Imports and Exports by Countries, 1905 to 1909.....	174
" Imports by Principal Articles, 1905 to 1909.....	175
" Exports by Principal Articles, 1905 to 1909.....	176

FOREIGN COUNTRIES.

ALASKA.—Imports and Exports by Countries, 1905 to 1909.....	177
ARGENTINE REPUBLIC.—Imports and Exports by Countries, 1904 to 1908.....	178
" Imports by Principal Articles, 1904 to 1908.....	179
" Exports by Principal Articles, 1904 to 1908.....	184
AUSTRIA-HUNGARY.—Imports and Exports by Countries, 1904 to 1908.....	185
" Imports by Principal Articles, 1904 to 1908.....	187
" Exports by Principal Articles, 1904 to 1908.....	192
BELGIUM.—Imports and Exports by Countries, 1904 to 1908.....	196
" Imports by Principal Articles, 1904 to 1908.....	198
" Exports by Principal Articles, 1904 to 1908.....	202
BRAZIL.—Imports and Exports by Countries, 1903 to 1907.....	206
" Imports by Principal Articles, 1903 to 1907.....	207
" Exports by Principal Articles, 1903 to 1907.....	209
BULGARIA.—Imports and Exports by Countries, 1904 to 1908.....	210
" Imports by Principal Articles, 1904 to 1908.....	211
" Exports by Principal Articles, 1904 to 1908.....	212
CHILE.—Imports and Exports by Countries, 1903 to 1907.....	213
" Imports by Principal Articles, 1903 to 1907.....	214
" Exports by Principal Articles, 1903 to 1907.....	215
CHINA.—Imports and Exports by Countries, 1904 to 1908.....	216
" Imports by Principal Articles, 1904 to 1908.....	218
" Exports by Principal Articles, 1904 to 1908.....	221
DENMARK.—Imports and Exports by Countries, 1904 to 1908.....	223
" Imports by Principal Articles, 1904 to 1908.....	224
" Exports by Principal Articles, 1904 to 1908.....	226
EGYPT.—Imports and Exports by Countries, 1904 to 1908.....	228
" Imports by Principal Articles, 1904 to 1908.....	229
" Exports by Principal Articles, 1904 to 1908.....	230
FRANCE.—Imports and Exports by Countries, 1904 to 1908.....	231
" Imports by Principal Articles, 1904 to 1908.....	233
" Exports by Principal Articles, 1904 to 1908.....	238
GERMANY.—Imports and Exports by Countries, 1904 to 1908.....	242
" Imports by Principal Articles, 1904 to 1908.....	244
" Exports by Principal Articles, 1904 to 1908.....	247
GREECE.—Imports and Exports by Countries, 1903 to 1907.....	250
" Imports by Principal Articles, 1903 to 1907.....	251
" Exports by Principal Articles, 1903 to 1907.....	254
HAWAII.—Imports and Exports by Countries, 1905 to 1909.....	255

	Page.
HOLLAND.—Imports and Exports by Countries, 1904 to 1908.....	256
" Imports by Principal Articles, 1904 to 1908.....	258
" Exports by Principal Articles, 1904 to 1908.....	262
ITALY.—Imports and Exports by Countries, 1904 to 1908.....	266
" Imports by Principal Articles, 1904 to 1908.....	268
" Exports by Principal Articles, 1904 to 1908.....	274
JAPAN.—Imports and Exports by Countries, 1904 to 1908.....	279
" Imports by Principal Articles, 1904 to 1908.....	280
" Exports by Principal Articles, 1904 to 1908.....	283
MEXICO.—Imports and Exports by Countries, 1905 to 1909.....	285
" Imports by Principal Articles, 1904 to 1908.....	286
" Exports by Principal Articles, 1904 to 1908.....	290
NORWAY.—Imports and Exports by Countries, 1904 to 1908.....	292
" Imports by Principal Articles, 1904 to 1908.....	293
" Exports by Principal Articles, 1904 to 1908.....	296
PHILIPPINE ISLANDS.—Imports and Exports by Countries, 1905 to 1909.....	298
" Imports by Principal Articles, 1905 to 1909.....	299
" Exports by Principal Articles, 1905 to 1909.....	301
PORTO RICO.—Imports and Exports by Countries, 1905 to 1909.....	302
" Imports by Principal Articles, 1905 to 1909.....	303
" Exports by Principal Articles, 1905 to 1909.....	305
PORTUGAL.—Imports and Exports by Countries, 1903 to 1907.....	306
" Imports by Principal Articles, 1903 to 1907.....	307
" Exports by Principal Articles, 1903 to 1907.....	308
ROUMANIA.—Imports and Exports by Countries, 1903 to 1907.....	309
" Imports by Principal Articles, 1903 to 1907.....	310
" Exports by Principal Articles, 1903 to 1907.....	311
RUSSIA.—Imports and Exports by Countries, 1903 to 1907.....	312
" Imports by Principal Articles, 1903 to 1907.....	313
" Exports by Principal Articles, 1903 to 1907.....	315
SPAIN.—Imports and Exports by Countries, 1904 to 1908.....	317
" Imports by Principal Articles, 1904 to 1908.....	319
" Exports by Principal Articles, 1904 to 1908.....	324
SWEDEN.—Imports and Exports by Countries, 1904 to 1908.....	326
" Imports by Principal Articles, 1904 to 1908.....	327
" Exports by Principal Articles, 1904 to 1908.....	330
SWITZERLAND.—Imports and Exports by Countries, 1904 to 1908.....	332
" Imports by Principal Articles, 1904 to 1908.....	334
" Exports by Principal Articles, 1904 to 1908.....	337
UNITED STATES.—Imports and Exports by Countries, 1905 to 1909.....	340
" Imports by Principal Articles, 1905 to 1909.....	343
" Exports by Principal Articles, 1905 to 1909.....	348
URUGUAY.—Imports and Exports by Countries, 1903 to 1907.....	353
" Imports by Principal Articles, 1903 to 1907.....	354
" Exports by Principal Articles, 1903 to 1907.....	356

TREATIES AND CONVENTIONS.

Convention between Canada and Germany.....	359
--	-----

AREA, POPULATION, IMPORTS AND EXPORTS OF THE PRINCIPAL COUNTRIES OF THE WORLD.

NOTE.—Imports for Consumption and Exports of Domestic Produce, unless stated otherwise. Coin and Bullion excluded, unless stated otherwise.

COUNTRY.	Area. Sq. Miles.	Population.	Year ended.	FOREIGN COMMERCE.				Commerce with Canada.		Trade of Canada, Year ended Mar. 31, 1909.	
				Imports.	Exports.	(From Canadian Returns.)					
						Imports from.	Exports to.				
<i>British Empire.</i>											
United Kingdom	121,091	44,546,803	Dec. 31, '08	(a) 2,885,706,969	1,835,238,609	(a) 127,933,317	50,587,272	70,682,101	126,381,724		
Australasia—Commonwealth.	2,971,581	4,275,306	" 31, '08	236,502,703	254,523,391	1,562,385	363,444	439,209	2,752,207		
New Zealand	101,751	960,642	" 31, '08	83,036,188	78,232,664	1,305,528	108,735	202,717	993,939		
Bermuda (a) (b) (c).	19	19,229	" 31, '07	2,046,899	684,212	252,288	21,817		232,646		
British Africa—											
British East Africa Protectorate	175,588	4,000,000	Mar. 31, '09	3,874,502	1,995,304						
British South Africa	1,205,358	7,526,355	Dec. 31, '08	118,932,893	220,619,744	2,058,289	6,971				
Colony and Protectorate of Southern Nigeria (a) (b) (c).	77,260	6,500,000	" 31, '08	20,852,839	16,591,868						
Gambia (a) (b) (c)	3,619	161,000	" 31, '08	1,901,601	1,820,805						
Gold Coast	119,260	1,696,965	" 31, '08	9,094,134	11,325,959						
Mauritius	835	381,342	" 31, '08	8,958,938	10,014,141	999	633,000	412,217	1,677,379		
Nyasaland Protectorate (a) (b) (c).	43,608	997,217	Mar. 31, '09	675,060	596,867	151					
(Br. Cen. A. Protectorate)											
Sierra Leone	32,110	1,026,482	Dec. 31, '08	3,552,860	2,578,593						
Somaliland Protectorate (a) (b) (c).	68,000	348,086	Mar. 31, '09	1,428,677	1,108,513						
Uganda Protectorate (a) (b) (c).	223,500	2,764,086	" 31, '09	2,040,607	618,918						
British East Indies:—											
British India	1,773,088	294,361,000	" 31, '09	392,900,965	485,420,598	2,177	1,536,188	3,072,012	329,207		
Ceylon	25,332	4,038,456	Dec. 31, '08	39,664,208	41,153,134	812	1,099,933				
Straits Settlements.	1,630	628,016	" 31, '08	176,933,058	149,076,769	8,401	156,444				
British Guiana.	90,277	504,089	Mar. 31, '09	8,274,829	9,400,843	605,413	3,662,654	2,333,204	502,072		
British Honduras.	7,502	43,270	Dec. 31, '08	2,614,554	1,166,685	5,307			3,572		
British West Indies:—											
Bahamas	4,404	60,283	" 31, '08	1,786,681	855,793	39,673	2,088				
Barbados.	166	194,477	" 31, '08	5,955,604	2,958,953	738,132	1,157,858				
Grenada.	133	72,988	" 31, '08	1,453,682	1,696,680	101,747	214				
Jamaica.	4,207	848,656	Mar. 31, '09	11,707,467	9,094,849	844,293	464,859				
Leeward Islands.	701	137,063	Dec. 31, '07	2,373,035	2,366,976	175,896	1,104,411				
St. Lucia.	233	55,095	Mar. 31, '08	1,395,408	451,008	29,575	46,481				
St. Vincent	140	52,592	" 31, '09	510,925	396,040	34,957	9,962				
Trinidad and Tobago	1,868	343,000	" 31, '09	11,165,763	9,260,711	535,042	1,345,504				
										2,513,695	

SESSIONAL PAPER No. 10f

Turks and Caicos Islands (a) (b) (c)		169	5,257	118,873	120,684	1,637,388	1,807,676
Canada	3,729,655	7,184,000	Mar. 31, '08	288,217,515	2,02,603,584	1,663,478	15,000
Cyprus	3,584	258,997	Dec. 31, '08	2,761,561	2,865,991	1,901,588	2,699,162
Fiji	7,740	130,891	" 31, '08	3,224,916	4,274,851	1,638,428	106,663
Newfoundland and Labrador	162,734	237,047	" 31, '09	11,240,715	10,705,757	1,469,802	3,392,168
<i>Foreign Countries.</i>							
Argentina Republic	1,117,039	5,546,000	Dec. 31, '08	263,418,690	353,195,151	1,637,388	1,807,676
Austria-Hungary	241,197	49,248,000	" 31, '08	486,813,082	437,819,404	1,663,478	15,000
Belgium	11,370	7,229,371	" 31, '08	624,812,360	478,305,934	1,901,588	2,699,162
Brazil	3,290,564	17,371,063	" 31, '07	196,693,770	292,938,312	413,106	682,496
Bulgaria	37,189	4,221,000	" 31, '08	25,119,143	21,684,901	3,581	7,143
				(a)	(b)		
				5,630,732	7,757,466		
				7,317,000	10,174,000		
				2,332,000	2,012,000		
				3,409,000	4,231,000		
				4,161,000	6,527,000		
				97,551,360	114,710,010		
				256,428,561	179,829,262	781,730	116,197
				12,089,000	13,731,000	43,369	1,021,772
				87,568,352	100,221,992	488,664	1,388,004
				147,598,652	117,796,824	42,037	191,401
				88,159,000	130,662,000	672,638	7,143
				123,994,000	105,301,040	30,468	19,479
				1,088,616,500	974,755,100	8,197,435	2,341,507
				1,824,032,000	1,522,843,000	6,090,317	1,436,319
				28,770,076	22,700,698	4,831,876	875
				592,262,075	333,747,759	2,274,505	581,873
				216,776,960	186,930,874	1,557,938	756,033
				77,939,214	115,088,694	556,991	313,483
				1,135,143,480	876,784,914	715,340	810,043
				100,802,625	36,614,437	262,035	913,177
				26,863,999	27,954,133	1,161,996	218,961
				65,369,240	32,842,800	250	108,452
				83,088,237	106,925,667	122,283	48,833
				436,392,975	542,300,150	405	60,581
				192,493,182	191,450,982	(d) 1,573,950	720,888
				182,804,036	140,609,563	(d) 461,116	933,854
				287,019,757	290,418,341	2,536,236	45,656
				(a) 1,246,219,069	1,553,532,511	(a) 2,536,236	58,139
				(a) 18,409,331	14,005,046	(a) 162,488,366	6,012
				(a) 21,746,898	40,478,070	(a) 523,347	85,334,806
				(a) 27,792,397	30,993,563	(a) 907,816	46,528
				(a) 25,544,326	30,381,936	(a) 24,067	129,892
				(a) 38,745,011	36,099,008	(a) 536,260	502,680
				10,186,000	14,627,000	19,191	135,458
							98,442
							13,101

(d) Trade with British Possessions in America.

(e) Includes coin and bullion.

(f) General exports or total exports.

(g) General imports or total imports.

COINAGE, WEIGHTS AND MEASURES

To assist in arriving at a comprehensive understanding of the value of foreign currencies, weights and measures (as expressed in foreign trade returns, tariffs, &c.,) as compared with those of Canada, tables have been prepared as follows:—

As regards those of Canada, the law provides that the denominations of money in the currency of Canada shall be dollars, cents and mills, the cent being the one hundredth part of a dollar, and the mill one-tenth part of a cent.

That—The currency of Canada shall be such that the British sovereign (the pound sterling) of legal weight and fineness, shall be equal to four dollars eighty-six cents and two-thirds of a cent.

In like manner the law provides as respects weights, that the unit shall be the standard pound (avoirdupois) of 7,000 grains, one-sixteenth part of the standard pound shall be an ounce ($437\frac{1}{2}$ grains) one hundred pounds a cental, and two thousand pounds a ton, and that four hundred and eighty grains shall be an ounce troy, or 5,760 grains a pound troy.

As regards measures—that the unit or standard measure of capacity, as well for liquids as for dry measures, shall be the gallon containing ten standard pounds weight of distilled water weighed with the water and air at a temperature of sixty-two degrees Fahrenheit, with the barometer at thirty inches, that the quart shall be one-fourth part of the gallon, and the pint one-eighth part of the gallon, and that eight gallons shall be a bushel.

This gallon commonly known as the 'Imperial Gallon,' contains 277.274 cubic inches, or 553.036 cylindrical inches.

The standard measure of length is the yard, one-third part of which it is provided shall be a foot, and the twelfth part of such foot shall be an inch.

In many countries the Metric system of weights and measures has been adopted. A separate table of Canadian equivalents of these is given in order to avoid repetition, the word 'Metric' being used in the general table in each case where the system is in vogue, as indicating a reference to that table.

The equivalent value of the monetary unit can only be given as respects those countries having a gold standard. Where silver is the standard, the value of the currency necessarily fluctuates correspondingly to the market value of silver bullion, and were any attempt made to quote the value of such currency it would, under present circumstances, be misleading, therefore, the weight in decimal parts of an ounce with the fineness of the coin is given instead, which will enable any one to approximate the value of the currency according to the current value of fine bar silver. As an example, say fine bar silver at 75 cents an ounce, the Bolivian dollar weighs .801 of an ounce, its fineness is .900, therefore $75 \times .801 = 60.075$ which $\times .900 = 54.0675$, or a small fraction over 54 cents, and the actual intrinsic value of the pure silver contained in the coin, to which should be added a reasonable allowance to cover the value of the alloy, the cost of the coinage, and in some instances exchange, the aggregate of which would be approximately the current value in Canadian currency of the dollar in question.

Unless carefully noted, the quotations as usually given of the current value per ounce of silver may be misconstrued and lead to misapprehensions, as it is sometimes quoted per ounce *fine*, and sometimes per ounce *standard*; thus for instance on a certain day the London quotation reads 'fine silver per ounce standard 32 d.,' while on the same day it is quoted in New York ' $69\frac{1}{2}$ cents per ounce fine,' as 32 d. is equal to a fraction over $64\frac{1}{2}$ cents, there would appear a difference of about $4\frac{1}{2}$ cents per ounce between the two prices, the New York price appearing that much in excess of the other, were it not noticed that one is based upon *standard* fineness and the other upon absolute fineness, but by reducing the New York "fine" to London "standard" (of .925 fine, or 444 grains fine to the ounce) the actual difference between the two quotations is found to be only about $\frac{1}{2}$ of one cent per ounce, the London price being that much in excess of the New York.

SESSIONAL PAPER No. 10f

To reduce the value of *standard* or sterling silver when expressed in pence to *fine* expressed in cents, multiply the pence and decimal parts thereof by 2·192.

To find the *standard* or sterling value expressed in pence and decimal parts thereof when *fine* is expressed in cents multiply the cents by 0·4562.

METRIC WEIGHTS.

Denominations.	Grammes.	Equivalents.		Remarks.
		In pounds and decimal parts thereof, avoirdupois.	In grains, troy.	
Gramme.....	1	·0022046223	15·4323564	The gramme is the actual unit, and is the weight of one cubic centimetre of distilled water.
Decagramme.....	10	·022046223		
Hectogramme.....	100	·22046223		
Kilogramme.....	1000	2·2046223		
Myriagramme.....	10000	22·046223		Sometimes called the metric ton.
Quintal or centier.....	100000	220·46223		
Millier (Ton Metric)....	1000000	2204·6223		
Decigramme.....	$\frac{1}{10}$		1·54323564	
Centigramme.....	$\frac{1}{100}$		·154323564	
Milligramme.....	$\frac{1}{1000}$		·0154323564	

1 pound = ·45359243 kilos.

1 English ton (2,240 lbs.) = 1016·047043 kilos.

1 Canadian ton (2,000 lbs.) = 907·18486 kilos.

METRIC MEASURES OF CAPACITY.

Denominations.	Litres.	Equivalents.				
		Cubic centimetres.	In pints.	In quarts.	In gallons.	In bushels.
Litre.....	1	1,000	1·7598	·8799		
Decalitre.....	10	10,000	17·598	8·799	2·1999	
Hectolitre.....	100	100,000		87·99	21·9999	2·74969
Kilolitre.....	1000	1,000,000			219·9999	
Decilitre.....	$\frac{1}{10}$	100	·17598			
Centilitre.....	$\frac{1}{100}$	10	·017598			

1 quart = 1·13649 litres.

1 gallon = 4·5459631 litres.

1 bushel = 36·37 litres.

1 cubic metre = 35·3148 cubic feet.

1 cubic foot = ·028317 cubic metre.

do = 1·307954 cubic yards.

1 " yard = 0·764553 " "

METRIC MEASURES OF LENGTH.

Denominations.	Metres.	Canadian equivalents.			
		Inches.	Feet.	Yards.	Miles.
Metre.....	1	39·370113	3·280843	1·0936143	
Decametre.....	10		32·80843	10·936143	
Hectometre.....	100		328·0843	109·36143	
Kilometre.....	1000		3280·843	1093·6143	·62137
Decimetre.....	$\frac{1}{10}$	3·937011	·3280843	·10936143	
Centimetre.....	$\frac{1}{100}$	·3937011	·03280843	·010936143	
Millimetre.....	$\frac{1}{1000}$	·03937011	003280843	·0010936143	

1 inch = 2·54 centimetres.

1 foot = ·3048 of a metre.

1 yard = ·914399 metre.

1 mile = 1·6093426 kilometres.

1 geographical mile or knot = 2027 yards = 1·152 miles = 1·85 kilometres.

BRITISH AND FOREIGN CURRENCIES, WEIGHTS AND MEASURES, DIFFERING FROM THOSE OF CANADA AND USED IN THE TARIFFS, TRADE AND REPORTS OF THE RESPECTIVE COUNTRIES NAMED, WITH THEIR EQUIVALENTS EXPRESSED IN CANADIAN LEGAL STANDARDS. (Corrected to October 7, 1909.)

BRITISH EMPIRE.

Country.	Stand- ard.	Monetary Unit.	Equivalent Value in Canadian Currency.	Weights.	Canadian Equivalent.	Measure of Capacity.	Canadian EQUIVA- lent.	Measure of Length.	Canadian Equivalent.
United Kingdom....	Gold....	Pound or sov- ereign.	\$4.86 $\frac{2}{3}$	Pound Cwt. Ton	Lb..... 112 lbs. 2,240 "	Usually same as Canadian. Quarter.....	8 bushels.	Same as Canadian....	
British Possessions, viz:—									
Antigua.....	"	Pound....	4.86 $\frac{2}{3}$	"	2,240 "	Same as Canadian		"	
Australian Common- wealth	"	"	4.86 $\frac{2}{3}$	Cental Cwt. Ton..	100 lbs. 112 " 2,240 "	"		"	
Bahamas.....	"	"	4.86 $\frac{2}{3}$	"	2,240 "	"		"	
Barbados.....	"	"	4.86 $\frac{2}{3}$	"	2,240 "	"		"	
Bermuda.....	"	"	4.86 $\frac{2}{3}$	"	2,240 "	"		"	
British Guiana	"	"	4.86 $\frac{2}{3}$	"	2,240 "	"		"	
" Honduras....	"	Dollar....	1.00	Same as Canadian.		"		"	
" N. Guinea..	"	Pound....	\$4.86 $\frac{2}{3}$	Cwt. Ton	112 lbs. 2,240 "	"		"	
" N. Borneo....	Silver....	Dollar	50.8 cents.	Picul Catty	133.33 lbs. 1.33 "	"		"	
Cape of Good Hope Gold- State, and Orange Free Ceylon.....	"	Pound....	\$4.86 $\frac{2}{3}$			"		"	
Cyprus.....	"	Rupce of 100c.	32.4 cents	Cwt. Ton	112 lbs. 2,240 "	"		"	
	"	Pound....	\$4.86 $\frac{2}{3}$	Oke.....	2.30 " 2.8 lbs.	"	8 gallons..		
	"	9 piastres. 1 = 360 paras. 1 =	1 schilling			Kilo.....			
Dominica.....	"	Pound....	\$4.86 $\frac{2}{3}$						
Falkland Island	"	"	4.86 $\frac{2}{3}$			Same as Canadian.			
Fiji.....	"	"	4.86 $\frac{2}{3}$	Cwt. Ton	112 lbs. 2,240 "	"			

SESSIONAL PAPER No. 10f

Gambia.....	Gold	Pound.....	4.86½	Ton.....	2,240 "	Same as Canadian.	
Gibraltar.....	"	Peseta.....	19.3 cents.			Old wine gallon....	833 of gall or " "
Gold Coast.....	"	Pound.....	\$4.86½				
Grenada.....	"	"	4.86½				
			W. F.				
Hong Kong.....	Silver	Dollar.....	8701 '993			Same as Canadian.	
India	Gold	Rupree of 16 annas.	32.4 cents.	Khandi	590 lbs.		
			1 Tola = 180 grains.	Mauud.	82½ lbs.		
				16 chitticks = 1 sir.			
Jamaica.....	"	Pound.....	\$4.86½				
Labuan	Silver	Dollar	56.8 cents.	Cwt	112 lbs.		
				Ton	2,240 "		
Lagos	Gold	Pound.....	\$4.86½	Cwt.....	112 "	Old wine gallon....	833 of a gall.
				Ton	2,240 "	Caliso	4.5 gallons.
Malta	"	"	4.86½	Canter	175 "	Sahra	8 bushels.
						Metric.....	Metric.....
Mauritius.....	"	Rupree of 100 cts.	32.4 cents.				
Montserrat.....	"	Pound.....	\$4.86½	Cwt.....	112 lbs.	Same as Canadian.	
Natal.....	"	"	4.86½	Ton	2,240 "		
Newfoundland.....	"	Dollar	1-01388				
New Zealand.....	"	"	4.86½				
Niger Protectorate.....	"	"	4.86½				
St. Helena.....	"	"	4.86½				
St. Kitts.....	"	"	4.86½				
Nevis.....	"	"	4.86½				
St. Lucia.....	"	"	4.86½				
St. Vincent.....	"	"	4.86½				
Sarawak	Silver	Dollar	56.8 cents.				
				Picul	133.33 lbs.		
Sierra Leone.....	Gold	Pound.....	\$4.86½	Coyau.....	5,233 lbs.		
				Cwt.....	112 "		
				Ton.....	2,240 "		
Straits Settlements.....	Silver	Dollar	56.8 cents.				
Trinidad and Tobago.....	"	"	4.86½				
Turks Island and	"	"	4.86½				
Cacoe.....	"	"	4.86½				
Virgin Islands	"	"	4.86½				

9-10 EDWARD VII., A. 1910

British and Foreign Currencies, Weights and Measures, differing from those of Canada and used in the Tariffs, &c.—Continued.

FOREIGN COUNTRIES.

Country.	Stand- ard.	Monetary Unit.	Equivalent Value in Canadian Currency.	Weight.	Canadian Equivalent.	Measure of Capacity.	Canadian Equiva- lent.	Measure of Length.	Canadian Equivalent.
Argentine Republic.	Gold	Peso	96·5 cents.	Metric. *Libra Arroba = 25 libras = Metric.	1·0127 lbs. 25·3175 "	Metric. Frasco	2·0913 qts.	Metric. Vara (3 pies).....	34·1208 in.
Austria-Hungary.	"	Crown.	20·3 "	"	"	"	"	"	"
Belgium.	"	Franc	19·3 "	"	"	"	"	"	"
Bolivia.	Silver	Boliviano.	38·2 "	"	"	"	"	"	"
Brazil.	Gold	Milreis.	54·61 "	"	"	"	"	"	"
Bulgaria.	"	Lev	19·3 "	"	"	"	"	"	"
Central American States—	"	"	"	"	"	"	"	"	"
Colombia.	"	Dollar	\$1·00	*Libra	1·043 lbs.	" Cantara = 4 cuartil. Fanega = 4 cuartil. Metric.	3·5525 galls. 1·31208 bu.	Vara.....	38·874 in.
Costa Rica	"	Colon	46·5 cents	"	"	"	"	"	"
Guatemala	Silver	"	38·2 "	"	"	"	"	"	"
Honduras	"	"	38·2 "	"	"	"	"	"	"
Nicaragua	"	"	38·2 "	"	"	"	"	"	"
Salvador	"	"	38·2 "	"	"	"	"	"	"
Chile.	Gold	Peso	36·5 "	Libra	1·043 lbs.	Quartillo Fanega.....	1·353 qts. 2·1458 bu.	Vara.....	33·307 in.
China	Silver	(Silver peso).. Shanghai tael	·801 1·20775	Tael Catty Picul Ton.....	·083 lbs. 1·33 " 133·33 " 2,240 "	Same as Canadian.	"	10 fm = 1 tsün = 10 tsün = 1 chek = 10 chek = 1 cheung =	1·41 Eng. in. 14·1 " nearly 4 yds.
Congo Free States.	Gold	Franc	19·3 cents	Metric.	1·061 lbs.	Metric.	3·552 galls.	Vara (3 pies).....	33·384 in.
Cuba	"	Peso	92·6 "	Libra = 16 onzas. Arroba = 24 libras.	25·4024 lbs.	Arroba = 32 quart. Fanega = 12 almod. Pot	1·332 bush. -2126 galls.	"	"
Denmark	"	Crown	26·8 "	Pund	1·102 "	"	3·8 Imp. bus. (corn.) 4 9775 bus. (coal.)	Ell.....	2·06 ft.
Ecuador	"	Sucus	48·7 cents.	Metric.	"	Tönder. Viertel. Metric.	1·7 galls.	Foot.....	1·03

SESSIONAL PAPER No. 10f

Egypt.	Gold.	Pound of 100 piastres.....	\$4.94 $\frac{3}{16}$	Metric *oke Kantar = 36 okes Pound	2.75 lbs. 99 " 0.937 lbs.	Metric. Can.	576 gall.	Metric. Ell.	649 yds.
Finland	"	Mark of 100 penni.	19.3 "	Metric.	"	Metric.	"	"	"
France.	"	Franc	19.3 "	"	"	"	"	"	"
German Empire.	"	Mark.	23.8 "	"	"	"	"	"	"
Greece.	"	Drachma	19.3 "	"	"	"	"	"	"
Hayti.	"	Gourde peso.	96.5 "	Libra Arroba. Quintal	1 lb. 27.5575 lbs. 100.06875 "	Metric.	"	"	"
Italy	"	Lira	19.3 "	Metric.	"	"	"	"	"
Japan	"	Yen.	49.8 "	1 kwan-me = 1,000 monme. 1 hiyaku-me = 100 monme. 1 monme = 10 fun =	0.0082817 lbs avoirdupois. 1.333 lbs. 133.3 " 2240 " 1.35 " 135 "	Same as Canadian.	"	"	10 bu = 1 sun = 10 shu = 1 shaku = 10 shaku = 1 jo. =
Java.	Silver.	Dollar of 2 $\frac{1}{2}$ guldens.	W. 9027 F. 868	Catty Picul Ton Catty Picul	0.0082817 lbs 1.333 lbs. 2240 " 1.35 " 135 "	Same as Canadian.	"	"	1.193 in. 11.93 in. 119.3 in. } ϕ
Liberia.	Gold.	Dollar	Same as Canadian.	Same as Canadian.	"	1 gallon	833 Im- p. gall.	Same as Canadian.	"
Mexico.	"	Peso.	49.8 cents.	Metric. *Libra. Arroba = 25 libras = Metric.	1.0142 lbs. 25.3645 " " "	Metric Fasco. Fanega. Metric.	2.18 qts. 1.291 bush	Metric. Vara. Metric.	32 9 in.
Netherlands.	"	Florin	40.2 "	"	"	"	"	"	"
Norway	"	Crown	26.8 "	"	"	"	"	"	"
Persia.	Silver.	Kran.	7 "	*Skacpund.	437 lbs.	"	5763 galls	"	474 ft
Peru.	Gold.	Sol.	48.7 "	Libra.	1.0143 lbs.	"	"	"	"
Philippine Islands	"	Peso.	50 0 "	Metric.	1.0161 lbs.	Metric.	"	Metric.	"
Porto Rico.	"	"	92 6 cents.	Libra = 16 onzas. Arroba = 25 libras = Metric.	25.402 " " "	Arroba = 32 quart- illos. Fanega = 12 almu- des. Metric.	3.552 galls 1.332 bush	Vara (3 pies). Metric.	33-384 in.
Portugal.	"	Mitris.	108 "	"	"	"	"	"	"
Romania.	"	Leu.	19.3 "	"	"	"	"	"	"

* Old weights and measures sometimes used.
 \dagger The values in Chinese Imperial Customs Returns are always given in Haikwan taels, which are relatively in value equal to about 1.113 Shanghai taels. The tael is in reality not a standard of value (there is no such coin), but of weight, and when used in the sense of a value it only represents its weight in gold or silver, as the case may be, the real difficulty is to establish its exact equivalent in grains. Authorities differ greatly, as also does the practice in different sections of China. The Chinese are far from being inexact, and the probability is that there exists a standard, and a further probability that it is equal to 10 Japanese monmes, or 579.72 grains, which figures have been used in computing the value as above. It will be observed, however, that these figures fall short about 3.61 grains from the weight used (say 1 $\frac{1}{2}$ oz. per tael) in dealing with the weights other than those of gold and silver. § Usually reckoned same as Chinese Picul of 133 $\frac{1}{2}$ lbs. ϕ This is long measure. Therefore by cloth measure 1 sun = 1.4916 in. 1 shaku = 14.916 in. and 1 jo = 149.6 in.

FOREIGN COUNTRIES—*Concluded.*

Country.	Stand- ard.	Monetary Unit.	Equivalent Value in Canadian Currency.	Weights.	Canadian Equivalent.	Measure of Capa- city.	Canadian Equiv- alent.	Measure of Length.	Canadian Equivalent.
Russia.	Gold.	Ruble.	51·5 cents.	Pood = 40 fims.	36 lbs. avoi- rdupois.	Vedro = 10 kron- ekas	2·707 Im p. galls.	Sajene = 3 arshins. Arshin = 16 vershoks. Russian inch.	7 ft. 28 inches. English inch
Servia.	"	Dinar	19·3 cents W.	Metrie.		Metrie.		Metrie.	
Siam	Silver.	Tical.	488	Bat or tical. Catty S'pion Coyan. Metrie. Skaepand Metrie. Oke Kantar = 40 okes.	·0337 lbs. 1·35 " 135 " 3,238 " ·937 lbs. 2·69 lbs.				
Spain	Gold.	Peseta.	19·3 cents						
Sweden	"	Crown.	26·8 "						
Switzerland	"	Franc.	19·3 "						
Tripol	Silver.	Mahbub of 20 piastres,	Contains 313·2 grains of pure silver, but as the weight of the coin is not attain- able the usual fig- ures cannot be given. It is worth about .83 of the val- ue of the Mexican silver dollar.						
Tunis.	"	5 piastres.	511						
Turkey.	Gold.	Piastres.	4·4 cents	Metrie; oke. Kantar = 44 okes. Tcheky = 4 kantars.	2·8 lbs.	Metrie. Bunlik or 1,000 der- heus.	2·2 galls. 0·7 galls.	Metrie. Arehine = 8 roupe. 1 roupe = 2 ghunraghs.	26·779 in.
United States of America	"	Dollar.	Practically same as Canadian, actually about $\frac{25}{100}$ of 1% more; 23,139 U. S. dollars are legally of the same value as 20,200 Canadian dollars.	Usually same as Can- adian; but in con- nection with Cos- toms matters the ton is 2,240 pounds.		Gallon.	·833 Im p. gall.	Same as Canadian.	

SESSIONAL PAPER No. 10f

	Gold.	Dollar, silver. Trade dollar. Peso. Bolivar.	W. ·869 ·875 103.4 cents 19 3 "	F. ·900 ·900					
Uruguay.....					Metric *libra = . . .	1.0143 lbs. . .	Metric ; fanega =	6.48 bush.	Metric.
Venezuela	"				Metric.		Metric		"
					*Libra = 16 onzas =	1.0161 lbs.	Arroba = 32 quartillos.	3.552 galls	Vara (3 pies)
					Arroba = 25 libras. . .	25.4024 "	Fanega = 12 almudes.	1.332 bush.	33.384 in

§ Usually reckoned the same as the Chinese picul of $13\frac{1}{3}$ lbs. *Old weights and measures sometimes used.

9-10 EDWARD VII., A. 1910

TABLE of constant Factors, which multiplied by the current value per ounce of silver either pure or standard as the case may be, will give the value of the silver contained in the coin referred to, to which if there be added a small percentage to cover the value of the alloy and the cost of coinage, the aggregate will equal the the intrinsic value in Canadian currency of the coin in question.

Country.	Monetary Unit.	Constant factor to be Multiplied by price per ounce of	
		Pure Silver.	Standard Silver.
Bolivia.....	Dollar.....	7209	77935
British North Borneo.	"	7857	84940
Ceylon	Rupee	34375	37162
China	Shanghai tael....	1 06885	1 15552
	Haikwan tael....	1 20775	1 30567
Colombia	Peso.....	71949	77782
Guatemala.....	"	7227	78129
Honduras.....	"	7361	79578
Hong Kong	Dollar.....	7857	84940
Java.....	"	78354	84707
Labuan.....	"	7857	84940
Mauritius.....	Rupee.....	34375	37162
Nicaragua	Peso.....	7361	79578
Persia.....	Kran.....	13118	14182
Philippine Islands.....	Peso.....	75114	81204
Sarawak.....	Dollar.....	6857	89940
Salvador.....	Peso.....	8361	79578
Siam	Tical.....	42944	46425
Straits Settlements.....	Dollar.....	7857	84940
Tunis.....	5 piastres	45939	49663

SESSIONAL PAPER No. 10f

TABLE of Sterling Pence (20 to $31\frac{1}{8}$) and fractions thereof, with statutory equivalents in Canadian cents and decimal parts thereof, for use in connection with the foregoing table of Constant Factors.

EXAMPLE—Silver at $27\frac{5}{8}$ pence per oz. standard, what is the value of the silver in the Bolivian dollar
ANSWER— $.77935 \times 56.016 = 43.656$, or nearly $43\frac{3}{8}$ cents.

Pence.	Cents.	Pence.	Cents.	Pence.	Cents.
20	40.555	24	48.666	28	56.777
$20\frac{1}{4}$	40.809	$24\frac{1}{4}$	48.920	$28\frac{1}{4}$	57.030
$20\frac{1}{2}$	41.062	24	49.173	$28\frac{1}{2}$	57.284
$20\frac{3}{4}$	41.315	$24\frac{3}{4}$	49.427	$28\frac{3}{4}$	57.537
$20\frac{1}{2}$	41.569	$24\frac{1}{2}$	49.680	$28\frac{1}{2}$	57.791
$20\frac{1}{4}$	41.822	$24\frac{1}{4}$	49.934	28	58.044
$20\frac{1}{8}$	42.076	$24\frac{1}{8}$	50.187	$28\frac{1}{8}$	58.298
$20\frac{1}{8}$	42.329	$24\frac{1}{8}$	50.440	$28\frac{1}{8}$	58.551
21	42.583	25	50.694	29	58.805
$21\frac{1}{4}$	42.836	$25\frac{1}{4}$	50.947	$29\frac{1}{4}$	59.058
$21\frac{1}{2}$	43.090	$25\frac{1}{2}$	51.201	$29\frac{1}{2}$	59.312
$21\frac{3}{4}$	43.343	$25\frac{3}{4}$	51.454	$29\frac{3}{4}$	59.565
$21\frac{1}{2}$	43.597	$25\frac{1}{2}$	51.708	$29\frac{1}{2}$	59.819
$21\frac{1}{4}$	43.850	$25\frac{1}{4}$	51.961	$29\frac{1}{4}$	60.072
$21\frac{1}{8}$	44.104	$25\frac{1}{8}$	52.215	$29\frac{1}{8}$	60.326
$21\frac{1}{8}$	44.357	$25\frac{1}{8}$	52.468	$29\frac{1}{8}$	60.579
22	44.611	26	52.722	30	60.832
$22\frac{1}{4}$	44.864	$26\frac{1}{4}$	52.975	$30\frac{1}{4}$	61.085
$22\frac{1}{2}$	45.118	$26\frac{1}{2}$	53.229	$30\frac{1}{2}$	61.339
$22\frac{3}{4}$	45.371	$26\frac{3}{4}$	53.482	$30\frac{3}{4}$	61.592
$22\frac{1}{2}$	45.625	$26\frac{1}{2}$	53.736	$30\frac{1}{2}$	61.846
$22\frac{1}{4}$	45.878	$26\frac{1}{4}$	53.989	$30\frac{1}{4}$	62.099
$22\frac{1}{8}$	46.131	$26\frac{1}{8}$	54.243	$30\frac{1}{8}$	62.353
$22\frac{1}{8}$	46.385	$26\frac{1}{8}$	54.496	$30\frac{1}{8}$	62.606
23	46.638	27	54.75	31	62.86
$23\frac{1}{4}$	46.892	$27\frac{1}{4}$	55.002	$31\frac{1}{4}$	63.113
$23\frac{1}{2}$	47.145	$27\frac{1}{2}$	55.256	$31\frac{1}{2}$	63.367
$23\frac{3}{4}$	47.399	$27\frac{3}{4}$	55.509	$31\frac{3}{4}$	63.620
$23\frac{1}{2}$	47.652	$27\frac{1}{2}$	55.763	$31\frac{1}{2}$	63.874
$23\frac{1}{4}$	47.906	$27\frac{1}{4}$	56.016	$31\frac{1}{4}$	64.127
$23\frac{1}{8}$	48.159	$27\frac{1}{8}$	56.27	$31\frac{1}{8}$	64.381
$23\frac{1}{8}$	48.413	$27\frac{1}{8}$	56.523	$31\frac{1}{8}$	64.634

9-10 EDWARD VII., A. 1910

TABLE showing Kronen per 100 kilograms with Canadian Equivalent per 100 kilograms and per 100 pounds

NOTE.—This table will apply to the following Country :—Austria-Hungary.

Per 100 Kilograms.	Per 100 Pounds.	Per 100 Kilograms.	Per 100 Kilograms.	Per 100 Pounds.	Per 100 Kilograms.	Per 100 Kilograms.	Per 100 Pounds.	Per 100 Kilograms.	Per 100 Pounds.
§ cts.	§ cts.	Kronen.	§ cts.	§ cts.	Kronen.	§ cts.	§ cts.	Kronen.	§ cts.
1	0.203	56	11.37	5.16	111	22.53	10.22	166	33.70
2	0.41	57	11.57	5.25	112	22.74	10.32	167	33.90
3	0.61	58	11.77	5.34	113	22.94	10.41	168	34.10
4	0.81	59	11.98	5.43	114	23.14	10.50	169	34.31
5	1.02	60	12.18	5.52	115	23.35	10.59	170	34.51
6	1.22	61	12.38	5.62	116	23.55	10.69	171	34.71
7	1.42	62	12.59	5.71	117	23.75	10.78	172	34.92
8	1.62	63	12.79	5.80	118	23.95	10.87	173	35.12
9	1.83	64	12.99	5.89	119	24.16	10.96	174	35.32
10	2.03	65	13.20	5.99	120	24.36	11.05	175	35.53
11	2.23	66	13.40	6.08	121	24.56	11.14	176	35.73
12	2.44	67	13.60	6.17	122	24.77	11.24	177	35.93
13	2.64	68	13.80	6.26	123	24.97	11.33	178	36.13
14	2.84	69	14.01	6.35	124	25.17	11.42	179	36.34
15	3.05	70	14.21	6.45	125	25.38	11.51	180	36.54
16	3.25	71	14.41	6.54	126	25.58	11.61	181	36.74
17	3.45	72	14.62	6.63	127	25.78	11.70	182	36.95
18	3.65	73	14.82	6.72	128	25.98	11.79	183	37.15
19	3.86	74	15.02	6.81	129	26.19	11.88	184	37.35
20	4.06	75	15.23	6.91	130	26.39	11.97	185	37.55
21	4.26	76	15.43	7.00	131	26.59	12.06	186	37.76
22	4.47	77	15.63	7.09	132	26.80	12.16	187	37.96
23	4.67	78	15.83	7.18	133	27.00	12.25	188	38.16
24	4.87	79	16.04	7.28	134	27.20	12.34	189	38.37
25	5.08	80	16.24	7.37	135	27.41	12.44	190	38.57
26	5.28	81	16.44	7.46	136	27.61	12.53	191	38.77
27	5.48	82	16.65	7.55	137	27.81	12.62	192	38.98
28	5.68	83	16.85	7.64	138	28.01	12.71	193	39.18
29	5.89	84	17.05	7.73	139	28.22	12.81	194	39.38
30	6.09	85	17.26	7.83	140	28.42	12.90	195	39.59
31	6.29	86	17.46	7.92	141	28.62	12.99	196	39.79
32	6.50	87	17.66	8.01	142	28.83	13.08	197	39.99
33	6.70	88	17.86	8.10	143	29.03	13.17	198	40.19
34	6.90	89	18.07	8.19	144	29.23	13.26	199	40.40

SESSIONAL PAPER No. 10f

COINAGE of Undermentioned Countries with Equivalent Value in Canadian Currency.

Country.	Monetary Unit.		Equivalent Value in Canadian Currency.		Weights and Measures in use.	
Austria.....	Krone.....	Cts.	20-3	Metric.		
Hungary.....	Krona.....		20-3	Metric.		

35	7-11	3-22	90	18-27	8-29	115	29-44	13-35	200	40-60	18-42
36	7-31	3-31	91	18-47	8-38	146	29-64	13-45	205	41-62	18-88
37	7-51	3-40	92	18-68	8-47	147	29-84	13-54	210	42-63	19-34
38	7-71	3-49	93	18-88	8-56	148	30-04	13-63	215	43-65	19-80
39	7-91	3-58	94	19-08	8-66	149	30-25	13-73	220	44-66	20-26
40	8-12	3-69	95	19-29	8-75	150	30-45	13-82	225	45-68	20-73
41	8-32	3-78	96	19-49	8-84	151	30-65	13-91	230	46-70	21-20
42	8-53	3-87	97	19-69	8-93	152	30-86	14-00	235	47-73	21-68
43	8-73	3-96	98	19-89	9-02	153	31-06	14-09	240	48-75	22-15
44	8-93	4-05	99	20-10	9-12	154	31-26	14-18	245	49-78	22-63
45	9-14	4-15	100	20-30	9-21	155	31-47	14-28	250	50-80	23-10
46	9-34	4-24	101	20-50	9-30	156	31-67	14-37	255	51-83	23-58
47	9-54	4-33	102	20-71	9-40	157	31-87	14-46	260	52-86	24-05
48	9-74	4-42	103	20-91	9-49	158	32-07	14-55	265	53-89	24-53
49	9-95	4-51	104	21-11	9-58	159	32-28	14-65	270	54-92	25-00
50	10-15	4-60	105	21-32	9-67	160	32-48	14-74	275	55-95	25-48
51	10-35	4-69	106	21-52	9-76	161	32-68	14-83	280	56-98	25-95
52	10-56	4-79	107	21-72	9-85	162	32-89	14-92	285	58-01	26-43
53	10-76	4-88	108	21-92	9-95	163	33-09	15-01	290	59-04	26-90
54	10-96	4-97	109	22-13	10-04	164	33-29	15-10	295	60-07	27-38
55	11-17	5-07	110	22-33	10-13	165	33-50	15-20	300	61-10	27-85

TABLE showing Francs per 100 kilograms with Canadian Equivalent per 100 kilograms and per 100 pounds.

NOTE.—This table will apply to the following Countries—Belgium, Bulgaria, Congo Free State, France, Italy, Roumania, Servia, Spain, Switzerland and Venezuela.

Per 100 Kilograms.	Per 100 Pounds.	Per 100 Kilograms.	Per 100 Pounds.	Per 100 Kilograms.	Per 100 Pounds.	Per 100 Kilograms.	Per 100 Pounds.	Per 100 Kilograms.	Per 100 Pounds.
Francs.	§ cts.	Francs.	§ cts.	Francs.	§ cts.	Francs.	§ cts.	Francs.	§ cts.
1	0.193	56	10.81	111	21.42	166	32.04	145	14.56
2	0.39	57	11.00	112	21.62	167	32.23	146	14.65
3	0.58	58	11.19	113	21.81	168	32.42	147	14.73
4	0.77	59	11.39	114	22.00	169	32.62	148	14.82
5	0.97	60	11.58	115	22.20	170	32.81	149	14.91
6	1.16	61	11.77	116	22.39	171	33.00	150	15.00
7	1.35	62	11.97	117	22.58	172	33.20	151	15.09
8	1.54	63	12.16	118	22.77	173	33.39	152	15.17
9	1.74	64	12.35	119	22.97	174	33.58	153	15.26
10	1.93	65	12.55	120	23.16	175	33.78	154	15.35
11	2.12	66	12.74	121	23.35	176	33.96	155	15.44
12	2.32	67	12.93	122	23.55	177	34.16	156	15.52
13	2.51	68	13.12	123	23.74	178	34.35	157	15.61
14	2.70	69	13.32	124	23.93	179	34.55	158	15.70
15	2.90	70	13.51	125	24.13	180	34.74	159	15.79
16	3.09	71	13.70	126	24.32	181	34.93	160	15.87
17	3.28	72	13.90	127	24.51	182	35.13	161	15.96
18	3.47	73	14.09	128	24.70	183	35.32	162	16.05
19	3.67	74	14.28	129	24.90	184	35.51	163	16.14
20	3.86	75	14.48	130	25.09	185	35.71	164	16.23
21	4.05	76	14.67	131	25.28	186	35.90	165	16.32
22	4.25	77	14.86	132	25.48	187	36.09	166	16.40
23	4.44	78	15.05	133	25.67	188	36.28	167	16.49
24	4.63	79	15.25	134	25.86	189	36.48	168	16.58
25	4.83	80	15.44	135	26.06	190	36.67	169	16.67
26	5.02	81	15.63	136	26.25	191	36.86	170	16.75
27	5.21	82	15.83	137	26.44	192	37.06	171	16.84
28	5.40	83	16.02	138	26.63	193	37.25	172	16.93
29	5.60	84	16.21	139	26.83	194	37.44	173	17.02
30	5.79	85	16.41	140	27.02	195	37.63	174	17.11
31	5.98	86	16.60	141	27.21	196	37.83	175	17.20
32	6.18	87	16.79	142	27.41	197	38.02	176	17.28
33	6.37	88	16.98	143	27.60	198	38.21	177	17.37
34	6.56	89	17.18	144	27.79	199	38.41	178	17.46

SESSIONAL PAPER No. 10f

35	6 76	3 07	90	17 37	7 89	145	27 99	12 72	200	38 60	17 54
36	6 95	3 16	91	17 56	7 98	146	28 18	12 81	205	39 57	17 98
37	7 14	3 25	92	17 76	8 07	147	28 37	12 89	210	40 53	18 42
38	7 33	3 33	93	17 95	8 16	148	28 56	12 98	215	41 50	18 86
39	7 53	3 42	94	18 14	8 25	149	28 76	13 07	220	42 46	19 29
40	7 72	3 51	95	18 34	8 34	150	28 95	13 16	225	43 43	19 74
41	7 91	3 60	96	18 53	8 42	151	29 14	13 24	250	48 25	21 93
42	8 11	3 69	97	18 72	8 51	152	29 34	13 33	275	53 08	24 12
43	8 30	3 77	98	18 91	8 60	153	29 53	13 42	300	57 90	26 31
44	8 49	3 86	99	19 11	8 69	154	29 72	13 51	400	77 20	35 09
45	8 69	3 95	100	19 30	8 77	155	29 92	13 60	500	96 50	43 86
46	8 88	4 04	101	19 49	8 86	156	30 11	13 68	600	115 80	52 64
47	9 07	4 12	102	19 69	8 95	157	30 30	13 77	700	135 10	61 41
48	9 26	4 21	103	19 88	9 03	158	30 49	13 86	800	154 40	70 18
49	9 46	4 30	104	20 07	9 12	159	30 69	13 95	900	173 70	78 95
50	9 65	4 39	105	20 27	9 21	160	30 88	14 03	1,000	193 00	87 73
51	9 84	4 47	106	20 46	9 30	161	31 07	14 12	1,500	289 50	131 59
52	10 01	4 56	107	20 65	9 38	162	31 27	14 21	2,000	386 00	175 45
53	10 23	4 65	108	20 84	9 47	163	31 46	14 30	3,000	579 00	263 18
54	10 42	4 74	109	21 04	9 56	164	31 65	14 38	4,000	772 00	350 91
55	10 62	4 83	110	21 23	9 65	165	31 85	14 47	5,000	965 00	438 64

COINAGE of the Undermentioned Countries with Equivalent Value in Canadian Currency.

Country.	Monetary Unit.	Equivalent Value in Canadian Currency.	Weights and Measures in use.
Belgium.....	Franc.....	Cts.	Metric.
Bulgaria.....	Lev.....	19 3	"
Congo Free State.....	Franc.....	19 3	"
France.....	Franc.....	19 3	"
Italy.....	Lira.....	19 3	"
Romania.....	Leu.....	19 3	"
Serbia.....	Dinar.....	19 3	"
Spain.....	Peseta.....	19 3	"
Switzerland.....	Franc.....	19 3	"
Venezuela.....	Bolivar.....	19 3	"

9-10 EDWARD VII., A. 1910

TABLE showing Kroner per 100 kilograms with Canadian Equivalent per 100 kilograms and per 100 pounds.

NOTE:—This table will apply to the following Countries—Denmark, Norway and Sweden.

Per 100 Kilograms.	Per 100 Kilograms.		Per 100 Pounds.		Per 100 Kilograms.		Per 100 Pounds.		Per 100 Kilograms.		Per 100 Pounds.		Per 100 Kilograms.		Per 100 Pounds.	
	%	cts.	%	cts.	%	cts.	%	cts.	%	cts.	%	cts.	%	cts.	%	cts.
Kroner.					Kroner.				Kroner.				Kroner.			
1	0.268	0.122	56	15.008	6.81	111	29.748	13.50	166	44.488	20.18					
2	0.536	0.243	57	15.276	6.93	112	30.016	13.62	167	44.756	20.31					
3	0.804	0.365	58	15.544	7.05	113	30.284	13.74	168	45.024	20.43					
4	1.072	0.486	59	15.812	7.17	114	30.552	13.86	169	45.292	20.55					
5	1.34	0.608	60	16.08	7.29	115	30.82	13.98	170	45.56	20.67					
6	1.608	0.730	61	16.348	7.42	116	31.088	14.10	171	45.828	20.79					
7	1.876	0.851	62	16.616	7.54	117	31.356	14.23	172	46.096	20.91					
8	2.144	0.973	63	16.884	7.66	118	31.624	14.35	173	46.364	21.04					
9	2.412	1.095	64	17.152	7.78	119	31.892	14.47	174	46.632	21.16					
10	2.68	1.22	65	17.42	7.90	120	32.16	14.59	175	46.90	21.28					
11	2.948	1.34	66	17.688	8.02	121	32.428	14.71	176	47.168	21.40					
12	3.216	1.46	67	17.956	8.15	122	32.696	14.83	177	47.436	21.52					
13	3.484	1.58	68	18.224	8.27	123	32.964	14.96	178	47.704	21.64					
14	3.752	1.70	69	18.492	8.39	124	33.232	15.08	179	47.972	21.77					
15	4.02	1.82	70	18.76	8.51	125	33.50	15.20	180	48.24	21.89					
16	4.288	1.95	71	19.028	8.63	126	33.768	15.32	181	48.508	22.01					
17	4.556	2.07	72	19.296	8.75	127	34.036	15.44	182	48.776	22.13					
18	4.824	2.19	73	19.564	8.88	128	34.304	15.56	183	49.044	22.25					
19	5.092	2.31	74	19.832	9.00	129	34.572	15.69	184	49.312	22.37					
20	5.36	2.43	75	20.10	9.12	130	34.84	15.81	185	49.58	22.50					
21	5.628	2.55	76	20.368	9.24	131	35.108	15.93	186	49.848	22.62					
22	5.896	2.67	77	20.636	9.36	132	35.376	16.05	187	50.116	22.74					
23	6.164	2.79	78	20.904	9.48	133	35.644	16.17	188	50.384	22.86					
24	6.432	2.92	79	21.172	9.61	134	35.912	16.29	189	50.652	22.98					
25	6.70	3.04	80	21.44	9.73	135	36.18	16.42	190	50.92	23.10					
26	6.968	3.16	81	21.708	9.85	136	36.448	16.54	191	51.188	23.22					
27	7.236	3.28	82	21.976	9.97	137	36.716	16.66	192	51.456	23.35					
28	7.504	3.40	83	22.244	10.09	138	36.984	16.78	193	51.724	23.47					
29	7.772	3.52	84	22.512	10.21	139	37.252	16.90	194	51.992	23.59					
30	8.04	3.64	85	22.78	10.33	140	37.52	17.02	195	52.26	23.71					
31	8.308	3.76	86	23.048	10.46	141	37.788	17.15	196	52.528	23.83					
32	8.576	3.89	87	23.316	10.58	142	38.056	17.27	197	52.796	23.95					
33	8.844	4.01	88	23.584	10.70	143	38.324	17.39	198	53.064	24.08					
34	9.112	4.13	89	23.852	10.82	144	38.592	17.51	199	53.332	24.20					

SESSIONAL PAPER No. 10f

35	9.38	4.25	90	24.12	10.94	145	38.86	17.63	200	53.60	24.32
36	9.648	4.37	91	24.388	11.07	146	39.128	17.75	205	54.94	24.93
37	9.916	4.49	92	24.656	11.19	147	39.396	17.87	210	56.28	25.53
38	10.184	4.62	93	24.924	11.31	148	39.664	17.99	215	57.62	26.14
39	10.452	4.74	94	25.192	11.43	149	39.932	18.12	220	58.96	26.75
40	10.72	4.86	95	25.46	11.55	150	40.20	18.24	225	60.30	27.35
41	10.988	4.98	96	25.728	11.67	151	40.468	18.36	250	67.00	30.40
42	11.256	5.10	97	25.996	11.79	152	40.736	18.48	275	73.70	33.44
43	11.524	5.22	98	26.264	11.92	153	41.004	18.60	300	80.40	36.48
44	11.792	5.35	99	26.532	12.04	154	41.272	18.73	400	107.20	48.64
45	12.06	5.47	100	26.80	12.16	155	41.54	18.85	500	134.00	60.80
46	12.328	5.59	101	27.068	12.28	156	41.808	18.97	600	160.80	72.96
47	12.596	5.71	102	27.336	12.40	157	42.076	19.09	700	187.60	85.12
48	12.864	5.83	103	27.604	12.52	158	42.344	19.21	800	214.40	97.28
49	13.132	5.95	104	27.872	12.65	159	42.612	19.33	900	241.20	109.44
50	13.40	6.07	105	28.14	12.77	160	42.88	19.46	1,000	268.00	121.60
51	13.668	6.19	106	28.408	12.89	161	43.148	19.58	1,500	402.00	182.40
52	13.936	6.32	107	28.676	13.01	162	43.416	19.70	2,000	536.00	243.19
53	14.204	6.44	108	28.944	13.13	163	43.684	19.82	3,000	801.00	364.79
54	14.472	6.56	109	29.212	13.25	164	43.952	19.94	4,000	1,072.00	486.39
55	14.74	6.68	110	29.48	13.37	165	44.22	20.06	5,000	1,340.00	607.99

Coinage of Undermentioned Countries with Equivalent Value in Canadian Currency.

Country.	Monetary Unit.	Equivalent Value in Canadian Currency.	Weights and Measures in use.
Denmark.....	Krone.....	Cts.	Metric.
Norway.....	Krone.....	26.8	"
Sweden.....	Krone.....	26.8	"
	Krona.....	26.8	"

TABLE showing Gulden per 100 kilograms with Canadian Equivalent per 100 kilograms and per 100 pounds.

NOTE:—This table will apply to the following Country—Holland.

Per 100 Kilograms.	Gulden.	Per 100 Pounds.		Per 100 Kilograms.		Per 100 Pounds.		Per 100 Kilograms.		Per 100 Pounds.		Per 100 Kilograms.		Per 100 Pounds.	
		£	cts.	£	cts.	£	cts.	£	cts.	£	cts.	£	cts.	£	cts.
1	1	0.402	182	22.51	10.21	41.62	20.25	166	66.73	30.28	30.28	166	66.73	30.28	30.28
2	2	0.80	363	22.91	10.39	45.02	20.43	167	67.13	30.46	30.46	167	67.13	30.46	30.46
3	3	1.21	549	23.32	10.58	45.43	20.61	168	67.54	30.64	30.64	168	67.54	30.64	30.64
4	4	1.61	733	23.72	10.76	45.83	20.79	169	67.94	30.83	30.83	169	67.94	30.83	30.83
5	5	2.01	912	24.12	10.94	46.23	20.98	170	68.34	31.01	31.01	170	68.34	31.01	31.01
6	6	2.41	1099	24.52	11.13	46.63	21.16	171	68.74	31.19	31.19	171	68.74	31.19	31.19
7	7	2.81	1277	24.92	11.31	47.03	21.34	172	69.14	31.37	31.37	172	69.14	31.37	31.37
8	8	3.22	1466	25.33	11.49	47.44	21.52	173	69.55	31.56	31.56	173	69.55	31.56	31.56
9	9	3.62	1654	25.73	11.67	47.84	21.71	174	69.95	31.74	31.74	174	69.95	31.74	31.74
10	10	4.02	1842	26.13	11.86	48.24	21.89	175	70.35	31.92	31.92	175	70.35	31.92	31.92
11	11	4.42	2030	26.53	12.04	48.64	22.07	176	70.75	32.10	32.10	176	70.75	32.10	32.10
12	12	4.82	2218	26.93	12.22	49.04	22.25	177	71.15	32.28	32.28	177	71.15	32.28	32.28
13	13	5.23	2406	27.34	12.40	49.45	22.44	178	71.56	32.47	32.47	178	71.56	32.47	32.47
14	14	5.63	2594	27.74	12.59	49.85	22.62	179	71.96	32.65	32.65	179	71.96	32.65	32.65
15	15	6.03	2782	28.14	12.77	50.25	22.80	180	72.36	32.83	32.83	180	72.36	32.83	32.83
16	16	6.43	2970	28.54	12.95	50.65	22.98	181	72.76	33.01	33.01	181	72.76	33.01	33.01
17	17	6.83	3158	28.94	13.13	51.05	23.16	182	73.16	33.19	33.19	182	73.16	33.19	33.19
18	18	7.24	3346	29.35	13.32	51.46	23.35	183	73.57	33.38	33.38	183	73.57	33.38	33.38
19	19	7.64	3534	29.75	13.50	51.86	23.53	184	73.97	33.56	33.56	184	73.97	33.56	33.56
20	20	8.04	3722	30.15	13.68	52.26	23.71	185	74.37	33.74	33.74	185	74.37	33.74	33.74
21	21	8.44	3910	30.55	13.86	52.66	23.89	186	74.77	33.92	33.92	186	74.77	33.92	33.92
22	22	8.84	4098	30.95	14.04	53.06	24.07	187	75.17	34.11	34.11	187	75.17	34.11	34.11
23	23	9.25	4286	31.36	14.23	53.47	24.26	188	75.58	34.29	34.29	188	75.58	34.29	34.29
24	24	9.65	4474	31.76	14.41	53.87	24.44	189	75.98	34.47	34.47	189	75.98	34.47	34.47
25	25	10.05	4662	32.16	14.59	54.27	24.62	190	76.38	34.66	34.66	190	76.38	34.66	34.66
26	26	10.45	4850	32.56	14.77	54.67	24.80	191	76.78	34.84	34.84	191	76.78	34.84	34.84
27	27	10.85	5038	32.96	14.95	55.07	24.99	192	77.18	35.02	35.02	192	77.18	35.02	35.02
28	28	11.26	5226	33.37	15.14	55.48	25.17	193	77.59	35.20	35.20	193	77.59	35.20	35.20
29	29	11.66	5414	33.77	15.32	55.88	25.35	194	77.99	35.39	35.39	194	77.99	35.39	35.39
30	30	12.06	5602	34.17	15.50	56.28	25.53	195	78.39	35.57	35.57	195	78.39	35.57	35.57
31	31	12.46	5790	34.57	15.69	56.68	25.72	196	78.79	35.75	35.75	196	78.79	35.75	35.75
32	32	12.86	5978	34.97	15.87	57.08	25.90	197	79.19	35.93	35.93	197	79.19	35.93	35.93
33	33	13.27	6166	35.38	16.05	57.49	26.08	198	79.60	36.12	36.12	198	79.60	36.12	36.12
34	34	13.67	6354	35.78	16.23	57.89	26.27	199	80.00	36.30	36.30	199	80.00	36.30	36.30

SESSIONAL PAPER No. 10f

35	14.07	6.38	90	36.18	16.42	145	58.29	26.45	200	80.40	36.48
36	14.47	6.57	91	36.58	16.60	146	58.69	26.63	205	82.41	37.39
37	14.87	6.75	92	36.98	16.78	147	59.09	26.81	210	84.42	38.30
38	15.28	6.93	93	37.39	16.96	148	59.50	27.00	215	86.43	39.22
39	15.68	7.11	94	37.79	17.14	149	59.90	27.18	220	88.44	40.12
40	16.08	7.29	95	38.19	17.33	150	60.30	27.36	225	90.45	41.04
41	16.48	7.48	96	38.59	17.51	151	60.70	27.54	230	100.50	45.60
42	16.88	7.66	97	38.99	17.69	152	61.10	27.72	275	110.55	50.16
43	17.29	7.84	98	39.40	17.88	153	61.51	27.91	300	120.60	54.72
44	17.69	8.03	99	39.80	18.06	154	61.91	28.09	400	160.80	72.96
45	18.09	8.21	100	40.20	18.24	155	62.31	28.27	500	201.00	91.20
46	18.49	8.39	101	40.60	18.42	156	62.71	28.45	600	241.20	109.43
47	18.89	8.57	102	41.00	18.60	157	63.11	28.63	700	281.40	127.70
48	19.30	8.75	103	41.41	18.79	158	63.52	28.82	800	321.60	145.92
49	19.70	8.93	104	41.81	18.97	159	63.92	29.00	900	361.80	164.16
50	20.10	9.12	105	42.21	19.15	160	64.32	29.18	1,000	402.00	182.39
51	20.50	9.30	106	42.61	19.33	161	64.72	29.36	1,500	603.00	273.59
52	20.90	9.48	107	43.01	19.51	162	65.12	29.55	2,000	804.00	364.79
53	21.31	9.67	108	43.42	19.70	163	65.53	29.73	3,000	1,206.00	547.19
54	21.71	9.85	109	43.82	19.88	164	65.93	29.91	4,000	1,608.00	729.58
55	22.11	10.03	110	44.22	20.06	165	66.33	30.10	5,000	2,010.00	911.98

COINAGE of Undermentioned Country with Equivalent Value in Canadian Currency.

Country.	Monetary Unit.	Equivalent Value in Canadian Currency.	Weights and Measures in use.
Holland (Netherlands).....	Gulden.	Cts. 40·2	Metric.

TABLE showing Marks per 100 kilograms with Canadian Equivalent per 100 kilograms and per 100 pounds.

NOTE:—This table will apply to the following Country—Germany.

Per 100 Kilograms.	Per 100 Pounds.	Per 100 Kilograms.	Per 100 Pounds.	Per 100 Kilograms.	Per 100 Pounds.	Per 100 Kilograms.	Per 100 Pounds.
Marks.	% cts.	Marks.	% cts.	Marks.	% cts.	Marks.	% cts.
1	238	56	108	13 328	6 05	26 418	11 99
2	476	57	216	13 566	6 15	26 656	12 09
3	714	58	324	13 804	6 26	26 894	12 20
4	952	59	432	14 042	6 37	27 132	12 31
5	1 190	60	540	14 280	6 48	27 370	12 42
6	1 428	61	648	14 518	6 59	27 608	12 53
7	1 666	62	756	14 756	6 69	27 846	12 63
8	1 904	63	864	14 994	6 80	28 084	12 74
9	2 142	64	972	15 232	6 91	28 322	12 85
10	2 380	65	1 080	15 470	7 02	28 560	12 96
11	2 618	66	1 188	15 708	7 13	28 798	13 07
12	2 856	67	1 300	15 946	7 23	29 036	13 17
13	3 094	68	1 410	16 184	7 34	29 274	13 28
14	3 332	69	1 520	16 422	7 45	29 512	13 39
15	3 570	70	1 630	16 660	7 56	29 750	13 50
16	3 808	71	1 740	16 898	7 67	29 988	13 61
17	4 046	72	1 850	17 136	7 77	30 226	13 71
18	4 284	73	1 960	17 374	7 88	30 464	13 82
19	4 522	74	2 070	17 612	7 99	30 702	13 93
20	4 760	75	2 180	17 850	8 10	30 940	14 04
21	4 998	76	2 290	18 088	8 21	31 178	14 15
22	5 236	77	2 380	18 326	8 31	31 416	14 25
23	5 474	78	2 480	18 564	8 42	31 654	14 36
24	5 712	79	2 590	18 802	8 53	31 892	14 47
25	5 950	80	2 700	19 040	8 64	32 130	14 58
26	6 188	81	2 810	19 278	8 75	32 368	14 69
27	6 426	82	2 910	19 516	8 85	32 606	14 79
28	6 664	83	3 020	19 754	8 96	32 844	14 90
29	6 902	84	3 130	19 992	9 07	33 082	15 01
30	7 140	85	3 240	20 230	9 18	33 320	15 12
31	7 378	86	3 350	20 468	9 29	33 558	15 23
32	7 616	87	3 460	20 706	9 39	33 796	15 33
33	7 854	88	3 560	20 944	9 50	34 034	15 44
34	8 092	89	3 670	21 182	9 61	34 272	15 55

SESSIONAL PAPER No. 10f

35	8.33	3.78	90	21.42	9.72	145	31.51	15.65	200	47.60	21.60
36	8.568	3.89	91	21.658	9.83	146	34.748	15.77	205	48.79	22.14
37	8.806	3.99	92	21.896	9.93	147	34.986	15.87	210	49.98	22.68
38	9.044	4.10	93	22.134	10.04	148	35.224	15.98	215	51.17	23.22
39	9.282	4.21	94	22.372	10.15	149	35.462	16.09	220	52.36	23.76
40	9.52	4.32	95	22.61	10.26	150	35.70	16.20	225	53.55	24.30
41	9.758	4.43	96	22.848	10.37	151	35.938	16.31	230	54.74	24.84
42	9.996	4.54	97	23.086	10.47	152	36.176	16.41	235	55.93	25.38
43	10.234	4.64	98	23.324	10.58	153	36.414	16.52	240	57.12	25.92
44	10.472	4.75	99	23.562	10.69	154	36.652	16.63	245	58.31	26.46
45	10.71	4.86	100	23.80	10.80	155	36.89	16.74	250	59.50	27.00
46	10.948	4.97	101	24.038	10.90	156	37.128	16.85	255	60.69	27.54
47	11.186	5.08	102	24.276	11.01	157	37.366	16.95	260	61.88	28.08
48	11.424	5.18	103	24.514	11.12	158	37.604	17.06	265	63.07	28.62
49	11.662	5.29	104	24.752	11.23	159	37.842	17.17	270	64.26	29.16
50	11.90	5.40	105	24.99	11.34	160	38.08	17.28	275	65.45	29.70
51	12.138	5.51	106	25.228	11.44	161	38.318	17.39	280	66.64	30.24
52	12.376	5.62	107	25.466	11.55	162	38.556	17.49	285	67.83	30.78
53	12.614	5.72	108	25.704	11.65	163	38.794	17.60	290	69.02	31.32
54	12.852	5.83	109	25.942	11.77	164	39.032	17.71	295	70.21	31.86
55	13.09	5.94	110	26.18	11.88	165	39.27	17.82	300	71.40	32.40

Coinage of Undermentioned Country with Equivalent Value in Canadian Currency.

Country.	Monetary Unit.		Equivalent Value in Canadian Currency.		Weights and Measures in use.	
	Mark.	Cts.	Cts.	23.8	Metric.	
Germany

TABLE showing Yens per 100 kilograms with Canadian Equivalent per 100 kilograms and per 100 pounds.

NOTE:—This table will apply to the following Countries—Japan and Mexico.

Per 100 Kilograms.	Per 100 Kilograms.	Per 100 Pounds.	Per 100 Kilograms.	Per 100 Kilograms.	Per 100 Kilograms.	Per 100 Pounds.	Per 100 Kilograms.	Per 100 Pounds.	Per 100 Kilograms.	Per 100 Pounds.
Yens.	§ cts.	§ cts.	Yens.	§ cts.	Yens.	§ cts.	Yens.	§ cts.	Yens.	§ cts.
1	498	226	56	27 888	12 65	55 278	111	25 08	166	82 668
2	996	452	57	28 386	12 88	55 776	112	25 31	167	83 166
3	1 494	678	58	28 884	13 11	56 274	113	25 53	168	83 664
4	1 992	904	59	29 382	13 33	56 772	114	25 76	169	84 162
5	2 490	1 130	60	29 880	13 56	57 270	115	25 98	170	84 660
6	2 988	1 356	61	30 378	13 78	57 768	116	26 21	171	85 158
7	3 486	1 582	62	30 876	14 01	58 266	117	26 44	172	85 656
8	3 984	1 808	63	31 374	14 24	58 764	118	26 66	173	86 154
9	4 482	2 034	64	31 872	14 47	59 262	119	26 89	174	86 652
10	4 980	2 260	65	32 370	14 69	59 760	120	27 11	175	87 150
11	5 478	2 486	66	32 868	14 91	60 258	121	27 34	176	87 648
12	5 976	2 712	67	33 366	15 14	60 756	122	27 57	177	88 146
13	6 474	2 938	68	33 864	15 37	61 254	123	27 79	178	88 644
14	6 972	3 164	69	34 362	15 59	61 752	124	28 02	179	89 142
15	7 470	3 390	70	34 860	15 82	62 250	125	28 24	180	89 640
16	7 968	3 616	71	35 358	16 04	62 748	126	28 47	181	90 138
17	8 466	3 842	72	35 856	16 27	63 246	127	28 70	182	90 636
18	8 964	4 068	73	36 354	16 49	63 744	128	28 93	183	91 134
19	9 462	4 294	74	36 852	16 72	64 242	129	29 15	184	91 632
20	9 960	4 520	75	37 350	16 95	64 740	130	29 37	185	92 130
21	10 458	4 746	76	37 848	17 17	65 238	131	29 60	186	92 628
22	10 956	4 972	77	38 346	17 40	65 736	132	29 83	187	93 126
23	11 454	5 198	78	38 844	17 62	66 234	133	30 05	188	93 624
24	11 952	5 424	79	39 342	17 85	66 732	134	30 28	189	94 122
25	12 450	5 650	80	39 840	18 08	67 230	135	30 50	190	94 620
26	12 948	5 876	81	40 338	18 30	67 728	136	30 73	191	95 118
27	13 446	6 102	82	40 836	18 53	68 226	137	30 96	192	95 616
28	13 944	6 328	83	41 334	18 75	68 724	138	31 18	193	96 114
29	14 442	6 554	84	41 832	18 98	69 222	139	31 41	194	96 612
30	14 940	6 780	85	42 330	19 21	69 720	140	31 63	195	97 110
31	15 438	7 006	86	42 828	19 43	70 218	141	31 86	196	97 608
32	15 936	7 232	87	43 326	19 66	70 716	142	32 09	197	98 106
33	16 434	7 458	88	43 824	19 88	71 214	143	32 31	198	98 604
34	16 932	7 684	89	44 322	20 11	71 712	144	32 54	199	99 102
35	17 430	7 910	90	44 820	20 34	72 210	145	32 76	200	99 600

SESSIONAL PAPER No. 10†

36	17-928	8-13	91	45-318	20-56	146	72-768	32-99	205	102-09	46-32
37	18-426	8-36	92	45-816	20-79	147	73-206	33-22	210	101-58	47-45
38	18-924	8-59	93	46-314	21-01	148	73-704	33-44	215	107-07	48-58
39	19-422	8-81	94	46-812	21-24	149	74-202	33-67	220	109-56	49-71
40	19-92	9-04	95	47-31	21-47	150	74-70	33-89	225	112-05	50-84
41	20-418	9-26	96	47-808	21-69	151	75-198	34-12	230	124-50	56-19
42	20-916	9-49	97	48-306	21-92	152	75-696	34-34	275	136-95	62-14
43	21-414	9-72	98	48-804	22-14	153	76-191	34-57	300	149-40	67-79
44	21-912	9-94	99	49-302	22-37	154	76-692	34-80	400	199-20	80-38
45	22-41	10-17	100	49-80	22-60	155	77-19	35-02	500	249-00	112-98
46	22-908	10-39	101	50-298	22-82	156	77-688	35-25	600	298-80	135-57
47	23-406	10-62	102	50-796	23-05	157	78-186	35-47	700	348-60	158-17
48	23-904	10-85	103	51-294	23-28	158	78-684	35-70	800	398-40	180-76
49	24-402	11-07	104	51-792	23-50	159	79-182	35-93	900	448-20	203-36
50	24-90	11-30	105	52-29	23-73	160	79-68	36-15	1,000	498-00	225-95
51	25-398	11-52	106	52-788	23-95	161	80-178	36-38	1,500	747-00	338-93
52	25-896	11-75	107	53-286	24-18	162	80-676	36-60	2,000	996-00	451-91
53	26-394	11-98	108	53-784	24-40	163	81-174	36-83	3,000	1,494-00	677-86
54	26-892	12-20	109	54-282	24-63	164	81-672	37-06	4,000	1,992-00	903-81
55	27-390	12-43	110	54-78	24-85	165	82-17	37-28	5,000	2,490-00	1,129-76

COINAGE of Undermentioned Countries with Equivalent Value in Canadian Currency.

Country.	Monetary Unit	Equivalent Value in Canadian Currency.	Weights and Measures in use.
Japan.....	Yen.....	Cts 49 8	Metric.
Mexico.....	Peso.....	49 8	"

PART VII

TRADE OF FOREIGN COUNTRIES

AND

TREATIES AND CONVENTIONS

9-10 EDWARD VII., A. 1910

TRADE OF FOREIGN COUNTRIES

The following tables, and other information, respecting the trade, &c., of the United Kingdom and some of her Colonies, as well as of several representative Foreign Countries, have been compiled for the purpose of showing in as concise a manner as possible the aggregate, as well as the distribution, of the trade of such countries during each of a period of years to date of the latest available report.

BRITISH EMPIRE
UNITED KINGDOM.

VALUE of the Total Imports and Exports of Merchandise, from and to each British Possession and Foreign Country for Years ended December 31, 1904 to 1908, inclusive.

IMPORTS.					EXPORTS.				
1904	1905.	1906.	1907.	1908.	1904.	1905.	1906.	1907.	1908.
£	£	£	£	£	£	£	£	£	£
22,621,164	25,685,898	30,318,291	28,029,461	26,287,698	Canada	13,767,079	15,477,260	19,220,973	14,212,447
516,518	505,397	630,650	330,320	332,342	Newfoundland and Labrador	500,888	586,848	524,117	510,724
1,586,243	1,668,614	1,554,217	1,815,178	1,599,596	Channel Islands	1,321,448	1,353,186	1,413,399	1,521,912
29,297	38,985	30,214	36,214	23,911	Gibraltar	863,171	847,579	706,668	685,709
47,833	41,158	40,927	38,877	38,425	Malta and Gozo	1,193,337	1,110,638	1,042,681	1,054,419
2,456,982	2,363,642	2,739,458	3,431,876	2,929,341	Western Coast of Africa, including Gambia, Sierra Leone, the Gold Coast, Lagos, and Niger Protectorate	3,036,418	3,277,885	4,314,075	4,458,509
176	230	68	128	171	Ascension	3,144	5,344	4,980	4,695
4,933,489	4,909,116	5,540,870	7,269,808	4,515	St. Helena	36,865	30,505	26,453	27,490
524,005	632,346	796,916	1,345,628	6,097,131	South Africa—Cape of Good Hope	11,513,083	11,574,585	10,581,778	8,844,637
195,831	183,290	235,692	370,567	1,273,678	Natal	6,326,284	5,147,410	4,389,866	4,314,693
264,554	153,532	121,352	317,452	273,862	Eastern Coast of Africa, including Protectorates of Zanzibar and Pemba, and other British Possessions	462,015	570,655	629,455	463,655
137,668	200,637	226,069	291,388	270,146	Mauritius	379,128	424,145	404,566	329,090
36,472,636	36,062,291	37,833,460	43,939,184	138,947	Somaliland Protectorate	1,039	1,141	9,674	7,314
6,283,820	6,835,775	8,903,228	9,032,683	128,917	Aden	262,156	268,746	332,258	279,494
147	231	89	9	7,969,898	British India	44,361,153	46,410,498	53,311,127	50,844,283
4,135,027	4,477,950	4,441,184	5,225,881	5,127,398	Straits Settlements	3,321,193	4,033,896	4,279,386	3,934,283
14,504	32,142	18,343	44,171	34,169	Labuan	4,637	5,579	8,791	1,852,685
					Ceylon	1,435,279	1,662,092	1,886,371	23,764
					Seychelles	19,690	22,003	29,098	

COUNTRIES.

British Possessions.

SESSIONAL PAPER No. 10f

166,860	133,365	144,727	260,252	185,470	Cyprus.....	135,306	142,702	127,632	169,160	146,454
466,811	386,440	638,507	618,860	547,339	Hong Kong.....	4,574,767	3,841,735	3,290,498	3,355,403	3,088,340
23,508,918	26,968,977	29,137,890	33,836,333	29,074,112	Wetliawai.....	19,841,230	19,476,468	7,205	1,564	10,069
12,741,510	13,391,222	15,607,751	17,783,749	14,664,331	Australia, including Tasmania.....	6,897,429	6,994,806	22,781,283	27,146,803	25,661,023
24,918	111,024	20,442	6,311	224	New Zealand.....	38,978	37,078	8,032,476	9,441,908	9,513,174
.....	46,595	17,042	5,000	12,220	Fiji Islands.....	1,120	94,148	118,025	64,172
4,569	6,512	3,193	1,963	2,872	Other Islands in the Pacific (British).....	249,232	191,136	3,276	6,512	2,001
9,656	9,981	15,360	31,132	52,959	Bermuda.....	29,025	33,242	117,066	139,840	126,270
2,845	450	580	808	594	British Borneo.....	3,219	5,879	30,918	31,432	27,723
1,971,654	2,108,332	2,108,332	1,983,998	2,141,639	" New Guinea.....	3,219	5,879	30,918	31,432	27,723
553,663	526,041	597,357	597,357	633,770	" West India Islands.....	2,333,945	2,314,569	4,355	6,340	7,316
185,509	207,234	176,598	176,598	159,799	" Guiana.....	638,894	724,429	2,515,221	3,010,250	2,682,801
141,081	174,579	158,921	158,921	158,921	" Honduras.....	98,984	94,680	724,429	720,084	754,277
154,491	161,327	169,107	169,107	185,700	Falkland Islands.....	39,386	40,520	111,623	138,641	129,187
127,868,726	142,165,240	157,137,054	129,828,058	129,828,058	Deep Sea Fisheries.....	1,452	1,592	44,905	53,989	52,721
.....	Totals, British Possessions.....	120,783,496	122,712,920	130,647,051	147,454,081	135,666,567
31,402,838	33,366,234	30,651,348	31,423,088	28,176,982	Foreign Countries.....	15,285,157	14,884,050	15,942,057	19,063,421	20,505,208
9,707,442	9,827,993	10,731,582	11,066,767	10,349,771	Russia.....	5,529,556	6,016,332	6,658,178	7,910,939	7,498,904
5,644,475	5,934,870	6,903,948	6,613,555	6,513,408	Sweden.....	3,322,920	3,712,592	4,212,706	4,949,740	4,489,712
16,101,808	15,696,991	16,591,413	18,459,924	19,663,956	Norway.....	4,031,248	4,669,671	5,385,633	6,317,439	5,302,320
146	146	319	22,346	11,456	Denmark (including Iceland and Greenland).....	48,801	79,143	70,258	79,143	61,732
35,799,758	38,021,762	38,782,062	38,782,062	38,039,642	Denmark West India Islands.....	36,427,859	42,742,300	48,312,324	56,729,988	46,381,882
90,149	145,321	160,275	160,275	189,157	Germany.....	145,257	215,652	256,939	323,298	235,263
35,481,059	36,653,519	36,831,888	36,831,888	36,348,327	German Possessions.....	12,909,663	14,516,887	16,838,123	19,005,010	15,801,178
1,407,170	2,162,880	2,294,630	2,081,918	1,915,645	Holland.....	3,602,515	3,674,031	3,745,429	4,018,099	3,984,813
27,536,425	27,751,288	29,033,441	28,291,426	27,151,508	Dutch Possessions.....	13,474,492	14,818,923	16,753,913	19,354,022	17,117,272
53,072,900	53,872,900	53,872,900	53,872,900	48,064,499	Belgium.....	21,792,465	23,292,603	28,784,829	33,507,544	31,766,005
1,726,063	2,089,112	2,620,192	2,906,001	2,458,512	France.....	1,501,270	1,674,527	1,797,009	2,089,233	2,064,567
2,804,014	2,929,634	3,338,975	3,346,215	2,956,171	French Possessions.....	2,675,580	3,258,436	3,258,436	3,310,471	2,973,795
324,109	341,148	394,727	740,821	782,929	Portugal.....	2,675,580	3,518,548	3,893,046	3,759,635	3,648,503
13,858,631	15,827,713	16,843,180	13,834,156	13,334,156	Portuguese Possessions.....	4,911,213	4,841,774	5,339,688	5,892,121	5,792,121
1,550,187	1,603,937	1,649,439	1,593,852	1,478,890	Spain.....	1,028,243	1,012,266	1,144,569	1,335,732	1,285,942
3,324,822	3,612,355	3,612,355	3,850,875	3,440,466	Spanish Possessions.....	9,222,799	9,787,300	12,481,720	15,252,483	16,066,875
.....	453	Italy.....
1,488,604	1,212,890	1,088,553	1,088,553	1,301,752	Italian Possessions.....	2,567,453	2,603,293	3,248,004	5,407,071	5,073,224
1,328,234	2,231,860	1,994,153	1,994,153	1,934,282	Austria-Hungary.....	1,560,068	1,251,642	1,568,673	1,843,941	1,948,069
267,027	135,807	272,098	272,098	31,262	Greece.....	583,147	619,761	651,508	609,724	708,451
.....	20	20	Bulgaria.....	60,460	53,359	62,543	159,798	243,105
3,136,567	3,613,414	5,084,963	5,084,963	3,434,330	Servia.....	1,152,184	1,305,658	1,670,319	2,160,166	2,033,254
3,754,048	5,491,443	6,075,535	6,005,524	5,153,149	Romania.....	7,586,289	6,979,147	8,423,325	7,809,627	7,210,074
14,302,290	14,976,188	16,858,247	22,225,375	17,590,930	Turkey, European and Asiatic (includ. Crete).....	8,431,624	8,069,668	9,152,606	10,231,034	9,821,892
217,676	323,439	252,425	564,655	172,206	Egypt.....	129,144	100,079	154,358	182,361	127,243
409,873	359,314	679,865	679,865	469,776	Tripoli.....	352,021	297,852	379,325	442,067	419,712
565,085	567,314	538,150	538,150	763,968	Tunis.....	930,720	739,533	904,329	935,444	1,270,013
267,314	356,414	578,150	578,150	61,597	Morocco.....	136,245	142,521	142,521	115,630	111,089
17,428	16,432	29,365	71,232	61,597	Congo Free State.....	14,989
1,843	1,602	Western Coast of Africa.....	10,492	14,161	14,056	28,573	11,752
.....	1,045	1,857	1,602	Abyssinia.....
.....

9-10 EDWARD VII., A. 1910

UNITED KINGDOM.

VALUE of the Total Imports and Exports of Merchandise, from and to each Foreign Country, &c.—*Concluded.*

IMPORTS.					EXPORTS.				
1904.	1905.	1906.	1907.	1908.	Countries.				
£	£	£	£	£	<i>Foreign Countries—Con.</i>				
1,615	1,208				Arabia (Muscat)	38,776	22,311	40,958	82,919
278,622	151,098	226,673	390,555	289,786	" other Native States.	455,400	488,179	491,975	698,010
62,710	58,247	72,814	76,215	73,454	Persia	60,350	63,523	85,047	109,109
					Libetia	624,141	544,522	685,403	855,641
102,298	322,682	571,419	628,185	683,845	Other Native Territories in the Indian Ocean	8,889,950	13,298,828	12,306,188	12,137,977
2,761,841	2,340,346	3,314,453	3,471,933	3,039,613	(China exclusive of Hong Kong, Weihaiwei and Maceo)	60,657	66,516	52,073	152,491
2,349,477	1,860,313	2,454,285	3,241,568	2,922,515	Korea	5,043,674	9,796,900	13,115,330	12,279,498
			110	425	Japan		60,907	130,156	93,896
270,516	21				Hawaii	96,097	11,522	937	680
67,351	31,351	42,802	180,986	103,233	Islands in the Pacific (except Fiji)	313,279	302,935	334,081	263,788
119,227,802	115,573,051	131,101,540	133,083,631	124,160,582	Hayti and San Domingo.	39,272,433	47,282,088	53,240,325	58,032,574
179,738	163,137	213,138	304,438	291,813	United States	2,592,834	2,772,485	2,638,211	3,127,127
2,337,893	1,880,302	2,098,671	2,098,671	1,675,892	Cuba and Porto Rico.	1,534,148	2,429,960	2,509,682	1,085,122
594,993	881,096	848,232	2,006,555	1,911,734	Philippine Islands, &c.	2,075,910	2,031,260	2,503,412	2,386,620
1,282,414	1,257,478	1,069,178	1,225,181	1,315,827	Mexico	1,021,253	990,814	1,083,451	1,085,662
			25,875	30,263	Central America			310,473	370,588
670,028	41,926	46,095	23,993	296,352	Panama	974,554	591,288	965,524	963,018
	295,088	277,336	305,993	168,076	Republic of Colombia	725,311	479,997	772,419	709,081
171,234	204,778	154,687	221,798	352,586	Venezuela	339,947	449,459	393,635	480,550
158,573	170,231	139,726	207,692	2,887,438	Ecuador	1,287,174	1,313,421	1,454,368	1,525,916
2,371,692	2,367,201	1,665,396	2,786,034	7,381,156	Peru	3,532,277	4,782,382	6,396,804	7,765,794
5,492,941	6,068,031	6,272,506	6,637,215	6,927,308	Chile	6,232,902	6,916,617	7,948,469	8,412,941
6,237,746	8,109,208	9,112,374	9,735,470	1,014,949	Brazil	1,410,942	2,098,532	2,299,917	2,582,713
591,451	518,368	538,601	952,937	1,014,949	Uruguay	11,574,580	13,383,835	19,913,654	16,456,467
23,035,202	25,034,325	23,802,963	26,479,724	35,727,546	Argentine Republic.	105,638	98,884	188,891	114,723
					Paraguay	704	6,890	3,230	369
43,766	83,428	40,498	36,280	52,829	Wahle Fisheries, North and South.			90	22
					Montenegro				
					Totals, Foreign Countries	250,231,825	284,883,607	330,036,767	370,723,086
431,020,222	437,151,191	465,723,260	488,670,888	463,125,429	Totals, British Possessions	120,783,496	122,712,920	130,647,051	147,454,081
129,018,406	127,808,726	142,165,240	157,137,654	129,828,058	Grand totals.	371,015,321	407,596,527	460,677,818	517,977,167
551,038,628	565,019,917	607,888,500	645,807,942	592,953,487					456,737,521

SESSIONAL PAPER No. 10f

UNITED KINGDOM.

TOTAL Quantities and Values of the Principal and Other Articles of Foreign and Colonial Merchandise Imported during the Years ended December 31, 1904 to 1908, inclusive.

ARTICLES.	1904.		1905.		1906.		1907.		1908.	
	Quantity.	Value. £	Quantity.	Value. £	Quantity.	Value. £	Quantity.	Value. £	Quantity.	Value. £
Animals, living :—										
Oxen, bulls, cows and calves..... No.	549,532	9,736,436	565,139	9,065,806	561,215	9,732,180	472,015	8,105,109	383,129	6,549,285
Sheep and lambs..... "	382,240	591,984	183,084	278,753	103,359	156,947	105,601	168,551	78,900	122,525
Horses..... "	18,491	457,828	13,711	354,030	17,818	535,532	15,922	429,549	13,216	412,607
All other..... "	1,641,276	37,057	2,429,259	52,894	1,839,573	41,647	1,591,512	33,624	1,753,621	30,447
Art, works of, other than pictures.....		179,074		232,315		225,705		202,217		214,200
Baskets and basket ware.....		244,568		227,930		224,926		223,841		215,152
Books..... Cwt.	63,489	314,500		299,593	47,138	277,837		307,128	51,683	324,797
Bristles..... Lbs.	4,569,852	612,865	3,075,153	554,773	4,504,073	598,414	4,410,013	612,348	4,828,935	648,085
Brushes.....		344,214		358,585		369,064		350,767		339,862
Buttons and studs, not of metal..... Gross.	2,853,028	280,540	3,476,014	319,751	4,270,097	346,321	4,613,092	357,159	4,482,352	359,567
Canechnone..... Cwt.	496,032	7,638,713	593,437	9,645,353	607,077	9,966,620	697,294	10,831,759	575,066	8,370,905
Manufactures of.....		800,473		840,719		825,631		849,250		606,025
Carriages, wagoettes, caris, &c.....		2,721,583		4,066,728		4,959,537		4,918,978		4,445,851
Chemical manufactures and products.....		2,752,822		3,143,654		3,369,104		4,078,830		3,435,764
Chicory, raw or kiln dried..... Cwt.	88,943	35,829	89,124	36,719	90,301	31,982	86,236	31,470	81,201	32,079
China or porcelain and earthenware.....		957,973		913,559		919,969		1,003,643		916,756
Clocks and parts thereof.....		406,814		459,634		458,913		505,405		433,333
Cocoa..... Lbs.	60,908,784	1,699,904	54,167,990	1,409,089	51,670,321	1,335,917	57,108,050	505,866	66,833,413	2,170,839
Prepared and chocolate.....		1,063,327		818,052		817,067		2,105,797		897,222
Coffee, raw..... Cwt.	1,055,235	3,326,893	929,459	2,575,776	765,039	2,092,560	1,055,000	2,435,103	785,145	2,841,340
Confectionery..... "		124,671		241,978		316,284		151,612		150,610
Cordage and twine.....		772,444		718,713		695,135		476,775		442,288
Cork :—										
Unmanufactured..... Tons.	42,078	356,612	38,109	349,156	38,442	349,549	46,039	387,656	31,213	255,653
Manufactured..... Lbs.	11,870,315	728,087	11,683,609	692,328	11,301,805	685,397	13,040,384	840,745	12,644,918	722,775
Corn, grain and flour :—										
Barley..... Cwt.	27,152,360	7,161,600	24,426,900	6,017,356	19,934,500	5,677,587	19,627,620	6,504,670	18,137,200	6,113,945
Beans..... "	2,060,077	676,284	1,445,039	535,519	896,330	383,668	1,116,224	450,539	1,334,959	553,619
Buckwheat..... "	110,310	33,733	146,860	44,977	99,390	29,744	57,580	18,882	121,100	40,847

9-10 EDWARD VII., A. 1910

UNITED KINGDOM.

TOTAL Quantities and Values of the Principal and Other Articles of Foreign and Colonial Merchandise Imported, &c.—Continued.

ARTICLES.	1904.		1905.		1906.		1907.		1908.	
	Quantity.	Value. £	Quantity.	Value. £	Quantity.	Value. £	Quantity.	Value. £	Quantity.	Value. £
Corn, grain, meal and flour— <i>Con.</i>										
Lentils.....	220,779	62,078	215,075	61,079	141,350	53,018	228,229	94,991	161,240	67,863
Maize.....	42,897,880	10,247,134	42,101,210	11,034,748	48,685,200	11,972,634	53,379,950	14,604,504	33,841,000	10,388,061
Oats.....	14,097,700	3,726,120	17,095,463	4,713,265	15,286,500	4,332,160	10,485,290	3,382,553	14,263,250	4,162,576
Peas.....	2,179,506	767,067	2,015,876	755,104	1,453,420	614,649	1,245,670	602,648	1,060,999	538,313
Rye.....	1,029,690	280,303	1,019,290	305,293	1,122,340	323,545	879,860	317,456	839,270	324,651
Wheat.....	97,782,500	34,266,416	97,622,732	35,273,351	92,367,200	32,676,185	97,168,000	37,316,548	91,131,205	38,295,327
Maize meal.....	316,660	100,940	469,188	144,829	616,250	195,342	658,651	213,581	450,410	159,484
Oat meal.....	648,770	638,593	633,199	463,293	661,809	495,980	638,702	479,352	500,698	416,134
Wheat flour.....	14,722,893	7,258,600	11,954,763	6,041,845	14,190,300	6,817,213	13,297,366	6,694,082	12,969,855	7,075,231
Flour and meal other, except rice flour.....	102,759	49,481	123,030	65,167	115,387	59,541	163,696	58,561	142,319	76,572
Malt.....	5,263	3,001	4,930	3,395	15,122	7,271	18,655	10,559	11,210	7,228
Offals of corn and grain, except rice, meal, &c.....	1,006,915	228,463	463,302	107,404	859,836	195,428	568,952	143,580	745,476	192,531
Rice, rice meal and flour.....	1,897,654	2,632,123	8,274,746	2,857,953	8,508,394	3,003,579	8,163,531	3,336,854	8,814,746	3,342,629
Farmaceous substances:										
Sago, sago meal and flour.....	450,152	186,039	596,731	196,446	481,465	195,144	581,130	235,541	656,457	266,181
Tapioca.....	211,435	144,823	235,050	146,831	253,910	235,458	297,115	347,155	325,070	290,556
Tapioca flour.....	610,822	212,428	516,231	170,874	343,687	138,208	416,101	189,812	371,326	151,735
Other farmaceous substances.....	243,201	309,331	252,997	281,952	223,319	250,185	274,893	316,288	259,777	269,851
Total corn, grain, etc.....	213,783,239	68,796,597	206,488,532	69,260,285	206,856,879	67,880,589	209,200,598	75,103,156	186,263,567	72,733,334
Cotton—										
Raw.....	17,454,897	54,697,788	19,674,960	52,182,656	17,923,049	53,749,640	21,311,617	70,458,197	18,399,078	55,834,883
Yarn.....	4,956,738	227,608	4,990,135	212,723	6,476,835	275,236	10,565,307	431,441	8,964,153	396,026
Waste of (raw and yarn).....	28,481,194	327,687	18,869,043	188,222	31,571,547	375,613	25,359,827	345,301	19,870,412	258,740
Manufactures, piece goods.....	42,984,626	1,010,578	67,316,582	1,512,146	67,841,777	1,561,392	74,543,994	1,809,801	71,993,406	1,918,891
other kinds (except hosiery).....	3,667,746	3,265,961	3,265,961	3,677,784	3,677,784	3,677,784	3,677,784	3,677,784	3,677,784	3,677,784
*Diamonds (Cape of Good Hope).....	2,582,096	5,361,737	3,461,914	6,758,623	3,912,457	9,179,333	4,427,545	8,828,810	4,375,472	4,607,427
Drugs:										
Bark, Peruvian.....	28,629	72,658	31,251	74,724	24,602	51,416	24,470	53,817	17,219	32,304
Opium.....	588,313	270,365	542,096	281,213	825,836	397,379	850,398	595,366	514,015	336,377
Unenumerated.....		1,011,910		1,470,599		1,096,725		1,161,595		1,065,331

SESSIONAL PAPER No. 10f

Dyeing or tanning stuffs :—		513,058	216,951	563,604	243,580	336,479	139,291	477,622	197,114	466,613	186,966
Bark.....	Cwt.	13,082	302,840	10,325	229,715	12,535	264,950	15,424	330,858	13,263	296,001
Cutch and Gambier.....	Tons.		1,244,762		632,174		1,173,867		1,705,911		1,453,561
Dyes obtained from coal tar.....			316,070	8,201	116,302	7,641	777,850	11,116	769,802	8,644	889,316
Extracts.....			561,789	576,924	159,474	676,419	176,521	676,749	151,297	977,612	132,875
Indigo.....	Cwt.		126,369	11,246	104,086	14,158	126,334	10,573	111,662	12,992	248,727
Myrobolans.....	Tons.		311,156	25,652	262,819	18,099	194,294	20,442	212,896	21,563	129,638
Smutch.....			296,715	282,383	297,899	183,253	231,640	180,395	255,649	124,249	218,797
Valonia.....	Cwt.										220,243
All other sorts.....											
Dyewoods :—											
Logwood.....	Tons.		132,156	15,274	71,508	17,991	91,941	23,165	112,744	16,352	73,472
Unenumerated.....	"		39,253	8,545	48,452	3,518	32,354	5,877	42,412	3,456	30,863
Electrical goods and apparatus.....			845,873		1,010,304		1,187,625		1,247,650		1,263,762
Embroidery and needlework.....			1,259,433		1,707,491		1,874,225		2,170,074		2,213,538
Fancy goods (known as Paris goods).....			1,375,376		1,170,948		1,084,990		1,185,665		1,041,912
Fashions :—											
For beds.....	Cwt.		119,357	47,194	157,132	33,801	117,018	37,561	128,191	52,966	167,016
Ornamental.....	"		1,696,601	1,288,814	1,592,764	1,319,656	1,486,963	1,467,711	2,361,176	1,701,243	2,331,918
Fish of all sorts.....	Tons.		3,333,695		3,229,454		3,751,316		2,806,349		3,214,029
Flax, dressed or undressed, and tow.....	Tons.		3,185,475	90,068	3,581,808	87,334	3,557,101	103,509	3,942,607	95,822	3,416,117
Flowers, artificial.....			772,181		810,597		935,287		1,016,464		1,073,712
" fresh.....			242,451		202,217		233,834		233,641		229,802
Fruits, &c. :—											
Almonds.....	Cwt.		515,065	159,258	543,679	126,296	529,164	161,947	650,604	148,839	560,301
Other nuts, used as fruit.....			530,334		735,691		683,418		749,538		768,560
Apples, raw.....	Cwt.		2,118,294	3,494,660	2,065,193	2,808,732	1,753,577	3,526,232	2,231,327	3,376,579	2,079,703
Cherries, raw.....	"		319,824	186,682	253,012	191,106	245,966	165,412	199,489	160,479	234,883
Currants, dried or preserved.....	"		882,431	1,069,496	924,802	1,458,159	1,618,410	1,188,481	1,392,271	1,297,157	1,464,091
Figs and fig-cake.....	"		196,812	176,811	206,580	212,397	235,687	191,067	240,373	189,892	189,892
Grapes, raw.....	"		853,572	760,050	761,632	690,371	667,969	798,377	673,367	490,521	798,022
Lemons, limes and citrons.....	"		408,500	837,628	419,019	849,935	440,406	882,193	421,599	1,015,069	471,613
Oranges.....	"		5,853,254	1,943,496	5,068,526	5,230,941	2,183,111	6,120,185	2,454,563	5,664,041	2,269,731
Pears, raw.....	"		503,573	417,919	407,817	507,573	572,274	500,132	478,611	523,029	515,924
Plums, raw.....	"		526,438	480,211	524,673	891,113	738,720	325,761	345,720	402,881	427,212
Plums, commonly called French plums.....	"										
and prunellos.....	"		70,199	71,940	101,965	54,194	86,667	25,233	58,326	66,661	104,062
Plums, dried or preserved (including apricots, dried).....	"		129,910	80,257	123,822	101,239	145,781	90,097	147,906	64,286	110,926
Raisins.....	"		42,536	39,898	41,831	29,310	42,276	33,922	47,989	32,814	42,459
Unenumerated, raw.....	"		994,675	723,437	973,636	584,956	1,106,889	708,053	1,209,576	759,787	1,204,074
" dried.....	"		2,002,597		2,322,830		2,557,675		2,411,565		2,313,694
" preserved without sugar.....	Cwt.		252,570	449,918	287,482	673,694	455,045	344,077	255,039	306,334	280,646
" preserved in sugar.....	"		394,776		326,286		373,089		415,611		305,540
Fruits, preserved in sugar.....			695,876		680,871		628,199		586,874		638,325
Furs. See Skins.....											
Glass of all kinds (except bottles).....	Cwt.		2,717,790	2,562,197	2,759,666	2,656,178	2,651,008	2,505,409	2,429,687	2,279,857	2,178,791
Glass bottles.....	Gross.		661,510	1,355,245	638,993	1,462,334	613,185	1,476,427	619,101	1,416,508	589,733

*Diamonds, being, by law, exempt from entry, the value of imports is not included in the total value of imports.

9-10 EDWARD VII., A. 1910

UNITED KINGDOM.

Total Quantities and Values of the Principal and Other Articles of Foreign and Colonial Merchandise Imported, &c—*Continued.*

ARTICLES.	1904.		1905.		1906.		1907.		1908.	
	Quantity.	Value. £	Quantity.	Value. £	Quantity.	Value. £	Quantity.	Value. £	Quantity.	Value. £
Glue, size and gelatine.....Cwt.	227,429	456,505	223,247	430,646	244,922	454,405	236,488	456,992	215,510	435,619
Gun—Arabic.....	72,019	38,341	73,222	105,062	77,136	104,689	91,017	137,915	63,786	95,363
Kowrie.....	114,486	289,556	150,189	150,897	128,225	393,672	137,697	480,795	105,049	431,972
Lace, seed, shell, stick and dye.....	150,602	1,410,235	99,862	756,365	82,260	767,258	116,856	1,047,602	137,725	1,383,978
All other sorts.....	179,639	465,708	185,512	470,608	213,480	585,153	237,974	632,700	216,161	518,160
Gutta-percha.....	27,288	288,535	45,434	361,475	53,271	489,280	58,179	418,677	31,928	239,805
Hair—Cow, bull or elk.....	64,574	78,007	59,134	73,986	63,702	79,961	69,493	82,747	43,200	55,203
Horse.....	26,631	206,263	27,980	253,138	26,717	288,753	24,751	250,423	28,332	283,066
Hardware (other than cutlery).....		1,135,831		993,012		1,026,853		1,005,690		970,551
Hats or bonnets of straw.....Doz.	175,269	90,678	110,163	86,178	96,841	80,037	97,621	82,666	75,778	88,594
" " other materials.....	257,108	282,416	423,996	340,569	360,347	411,575	328,603	452,557	266,595	388,622
Hay.....Tons	131,234	437,764	116,913	382,567	155,375	519,465	97,424	338,436	42,321	155,025
Temp, dressed or undressed, and tow.....	132,425	4,121,753	121,722	3,765,587	117,336	3,712,179	134,329	4,239,171	117,426	3,053,271
Hides, raw.....Cwt.	774,848	2,046,964	800,229	2,400,888	1,017,896	3,096,803	952,253	3,104,289	1,038,461	3,031,968
Hops.....	313,667	1,831,854	108,953	436,280	232,619	852,476	262,324	764,881	279,926	1,047,045
Horns and hoofs.....Tons.	5,110	172,916	4,921	195,222	5,046	191,814	4,447	163,467	3,730	129,692
Ice.....	339,023	159,612	345,332	165,030	377,914	186,608	347,286	164,655	367,010	181,630
Implements and tools (including parts thereof).....		547,617		339,140		329,847		399,923		301,462
Isinglass.....		146,491		112,424		110,464		119,799		114,231
Ivory:—Teeth—elephants sea-cows or walrus.....	12,423		10,588		10,078		9,822		10,562	
Jewellery.....	9,045	361,685	10,550	424,411	9,855	407,843	10,787	560,552	9,345	431,894
Jute, raw.....Tons.	306,433	4,197,792	336,855	5,742,952	369,789	8,341,232	363,835	8,163,255	351,028	380,819
" yarn.....Lbs.	4,213,555	76,419	6,607,870	108,841	7,347,414	113,613	6,405,373	108,168	2,374,752	39,610
" manufactures of.....		2,207,630		2,073,294		2,290,021		2,750,333		2,358,047
Lace of all sorts.....		2,531,281		3,452,877		4,107,379		3,818,635		3,205,244
Leather.....Cwt.	1,151,405	8,036,907	1,137,895	8,086,235	1,291,937	9,612,438	1,068,705	8,909,964	1,175,062	9,479,395
Leather manufactures—										
Boots and shoes.....Doz. Pcs.	207,902	774,322	214,639	833,821	211,501	841,805	186,177	768,723	175,453	713,403
Gloves.....	1,504,354	1,506,092	1,441,947	1,529,543	1,513,888	1,398,325	1,065,488	1,152,435	1,225,317	1,381,655
Unenumerated.....		575,861		588,384		608,429		642,945		647,882

SESSIONAL PAPER No. 10f

Linen yarn	Lbs.	23,567,204	840,321	21,787,642	768,689	26,311,329	933,426	20,748,946	790,234	18,856,259	702,652
Manures—			678,561		801,765		909,799		840,882		671,770
Bones for manure	Tons.	35,103	153,373	47,346	209,913	42,604	194,633	46,115	206,597	41,412	189,840
Guano	"	24,276	117,753	29,223	138,906	24,906	127,719	31,278	148,723	34,417	158,899
Nitrate of soda (Cubic nitre) ..	"	120,526	1,176,208	104,436	1,104,386	108,486	1,133,082	113,894	1,256,658	145,724	1,455,000
Phosphate	"	419,276	629,066	420,988	616,131	442,970	678,696	505,671	826,974	529,135	916,422
Uncommenced	"	111,329	205,156	143,658	256,068	145,698	268,366	151,124	297,941	127,451	287,749
Margarine (<i>See</i> Provisions).			465,357		581,698		578,985		551,309		608,668
Meat (<i>See</i> Provisions).											
Metals, ores and manufactures of—											
Antimony ore	Tons.	4,049	40,736	2,482	29,132	8,443	205,081	11,907	281,401	6,497	81,226
" crude and regulus	"	2,102	31,467	3,481	77,391	5,153	275,838	3,953	179,560	6,032	116,312
Brass bronze and metal bronzed or	"	3,668	325,819	2,730	269,993	3,104	322,726	2,602	307,428	2,031	225,723
Cobalt ore	"	79,145	812,046	5,529	38,845	2,126	20,723	1,921	23,800	2,623	25,371
Copper, ore of	"	66,672	2,361,730	62,689	983,305	96,249	1,101,663	103,742	1,301,789	110,129	1,116,680
" regulus and precipitate	"	2,944	123,261	3,814	171,576	5,293	3,302,624	71,930	3,568,397	69,997	2,499,623
" old, fit only to be re-mfd.	"								344,410	2,304	107,400
" unwrought in bars, blocks,	"	86,742	5,042,829	66,808	4,412,628	71,975	6,093,815	80,160	6,673,972	119,176	7,165,320
" slabs, cakes and ingots.	"	2,546	151,045	3,368	240,007	2,323	215,021	2,532	267,062	784	60,592
" manufactures unenumerated	"		885,182		953,160		885,837		730,121		594,552
Gold, ore of, (including the value of											
the gold contained in auriferous											
ores and metals)			851,872		748,463		973,887		845,093		758,690
Gold, leaves of	No	57,319,450	115,637	58,248,915	117,473	60,967,844	121,264	61,954,620	123,055	56,254,616	113,194
Iron ore	Tons.	6,100,756	4,538,149	7,344,786	5,453,474	7,823,081	6,658,097	7,641,934	7,276,391	6,057,510	4,910,677
Iron and steel, old	"	19,022	60,751	23,198	72,101	35,983	108,659	27,255	83,348	24,265	64,046
Iron and steel and wfrs. of—											
Iron: Pig	"	130,408	536,657	126,164	572,243	89,254	484,204	103,297	547,855	67,791	363,084
Puddled bars	"	3,326	24,096	2,875	18,716	1,600	10,658	1,481	10,521	1,038	7,811
Wrought in bars, angles, rods and	"										
sections	"	104,242	684,717	165,960	666,015	107,713	702,708	80,355	571,717	82,889	586,750
Iron and steel:											
Bolts and nuts	"	4,885	77,279	4,554	71,612	4,891	81,377	4,319	77,790	4,348	79,635
Hoops and strips	"	13,226	116,865	14,678	117,333	13,431	138,086	18,602	180,154	26,547	243,782
Machinery and mill work or parts thereof											
Steam engines			395,304		258,894		91,545		88,655		185,940
Other sorts—Agricultural			498,806		704,876		741,329		769,657		725,971
Electrical of all kinds			558,971		496,710		603,218		603,218		578,488
Sewing machines			374,173		336,837		591,244		485,490		232,465
Mining			192,138		61,678		66,768		80,571		77,813
Textile			2,263,632		2,536,269		167,614		229,555		184,116
Other descriptions			542,557		2,536,269		2,897,897		3,054,095		2,668,111
Nails, screws and rivets	Tons.	39,001	243,996	33,897	196,858	51,281	588,735	46,728	514,433	49,019	554,704
"	"										
Railway wheels and axles (completd)	"	1,619	22,163	1,115	14,537	1,128	14,652	1,705	21,386	2,063	30,708

9-10 EDWARD VII., A. 1910

UNITED KINGDOM.

TOTAL Quantities and Values of the Principal and Other Articles of Foreign and Colonial Merchandise Imported, &c.—*Continued.*

ARTICLES.	1904.		1905.		1906.		1907.		1908.	
	Quantity.	Value.	Quantity.	Value.	Quantity.	Value.	Quantity.	Value.	Quantity.	Value.
Plumbago.....Tons.	14,475	206,138	15,771	236,420	15,735	271,202	15,529	288,851	14,607	244,732
Prints, engravings and photographs.....	490,452	473,524	553,005	546,863	511,331
Provisions—										
Butter.....Cwt.	4,241,905	21,117,162	4,147,866	21,586,622	4,337,258	23,460,196	4,210,156	22,447,926	4,210,821	24,080,912
" margarine.....	960,278	2,491,467	1,088,259	2,735,736	1,101,957	2,733,795	885,068	2,223,645	813,457	2,681,245
Cheese.....	2,554,297	5,813,770	2,442,682	6,339,811	2,638,794	7,607,641	2,372,253	6,903,509	2,306,086	6,684,203
" margarine.....	1,997	2,829	24	49	1,191	2,254	1,486	3,019	1,122	2,465
Eggs.....Gt. Hunds.	19,942,594	6,730,574	18,814,293	6,812,436	18,874,059	7,098,122	18,567,901	7,135,530	18,210,079	7,183,112
Lard.....Cwt.	1,830,837	3,342,389	2,012,305	3,692,573	2,049,367	4,361,399	1,965,131	4,491,539	1,987,491	4,407,410
" imitation.....	161,819	238,668	194,185	269,098	231,255	358,492	222,090	408,192	174,064	306,700
Meats—										
Bacon.....	5,452,311	12,832,142	5,498,960	12,774,855	5,542,622	14,044,115	5,365,665	14,839,201	5,685,742	14,480,579
Beef, fresh.....	4,350,031	8,058,341	5,037,521	8,431,593	5,523,809	9,785,607	5,735,003	10,397,102	5,611,441	10,276,957
" salted.....	144,304	187,288	142,806	202,307	161,363	217,917	138,347	201,222	114,742	215,225
Hams.....	1,244,063	3,104,999	1,318,302	3,118,372	1,302,752	3,491,594	1,132,649	3,242,183	1,225,227	3,084,669
Mutton, fresh.....	3,494,782	6,861,531	3,811,069	7,336,490	4,022,756	7,645,935	4,578,323	8,687,407	4,385,771	8,140,029
Pork, fresh.....	610,485	1,378,467	505,633	1,162,370	492,121	1,130,930	567,332	1,338,242	572,222	1,331,435
" salted (other than bacon and hams).....	243,842	294,080	205,965	252,606	246,056	266,800	254,637	328,369	270,608	328,851
Poultry and game.....	1,217,277	780,737	969,480	969,480	985,457	1,053,933	1,052,885
Rabbits (dead).....Cwt.	533,698	780,737	656,078	835,929	803,556	1,000,786	692,923	862,735	550,928	685,448
Uncenumerated, salted or fresh.....	631,012	1,164,442	676,144	1,225,692	652,363	1,145,464	662,954	1,129,267	771,792	1,296,891
Preserved otherwise than by salting—										
Boef.....	556,918	1,611,693	598,030	1,789,369	296,301	1,103,695	160,386	894,468	271,781	1,154,358
" Mutton.....	35,877	85,458	30,111	77,112	48,443	125,454	39,220	85,548	65,106	155,419
" Other sorts (other than bacon and hams).....	220,223	761,440	204,888	780,684	142,680	593,022	116,899	554,896	128,751	573,778
Total provisions.....	78,107,754	80,923,214	87,750,225	87,149,933	87,522,571
Resin.....Cwt.	1,808,036	678,560	1,610,629	687,842	1,650,727	819,349	1,654,166	896,301	1,642,520	790,236

9-10 EDWARD VII., A. 1910

UNITED KINGDOM.

TOTAL Quantities and Values of the Principal and Other Articles of Foreign and Colonial Merchandise Imported, &c.—*Concluded.*

ARTICLES.	1904.		1905.		1906.		1907.		1908.	
	Quantity.	Value.	Quantity.	Value.	Quantity.	Value.	Quantity.	Value.	Quantity.	Value.
Tallow and stearine	1,758,074	2,249,445	1,822,819	2,369,386	1,933,836	2,795,821	2,100,169	3,505,091	2,056,717	3,111,495
Tee	312,643,478	9,412,631	309,634,939	9,307,235	322,401,707	9,910,761	318,412,369	10,754,406	324,572,581	10,742,644
Tobacco :—										
Unmanufactured.	106,070,040	2,946,108	83,176,913	2,236,104	115,526,329	3,090,646	98,780,344	3,072,662	119,035,723	3,863,626
Manufactured, of all kinds.	4,326,324	1,566,270	3,691,687	1,435,816	3,802,878	1,628,181	3,402,812	1,143,170	3,629,473	1,303,527
Toys	1,102,255	1,179,662	1,231,729	1,279,485	1,208,066
Vegetables, preserved by canning. . .	284,128	294,267	275,731	283,363	279,904	292,308	339,639	337,492	356,984	348,271
Vegetables, raw :—										
Onions.	8,292,136	1,076,472	7,587,025	1,094,802	8,310,534	953,615	8,645,048	1,036,231	7,896,109	993,669
Potatoes.	9,993,965	2,437,971	3,664,290	1,404,607	3,819,787	1,332,027	8,249,366	2,371,545	7,039,323	1,967,216
Tomatoes.	1,134,721	1,007,274	1,137,193	970,579	1,124,700	933,475	1,135,499	1,020,895	1,160,283	953,985
Unenumerated.	457,491	419,752	404,928	365,230	371,209
Watches, and parts thereof	882,114	895,167	833,390	919,416	961,801
Wax	40,441	187,332	57,113	274,847	74,540	335,513	70,746	330,692	60,600	249,969
Whalebone	3,811	76,026	66,598	48,306	56,194
Wine	12,347,194	3,822,206	12,731,050	4,072,199	13,103,304	4,214,878	13,178,733	4,010,333	11,877,155	3,502,702
Wood and timber :—										
Hewn	3,107,432	5,559,289	2,856,551	5,473,805	3,246,731	6,411,243	3,512,220	6,989,420	3,880,251	6,878,495
Sawn or split	6,066,226	15,505,799	5,986,526	15,235,330	6,692,260	18,531,938	5,983,588	17,146,823	5,488,430	14,521,127
Staves	132,176	527,696	119,182	533,692	139,041	632,568	171,721	736,422	147,025	682,105
Furniture woods and hardwoods :—										
Mahogany	103,770	892,725	963,548	820,995	84,048	722,835	104,112	893,288	119,481	1,012,949
Unenumerated.	197,956	1,152,476	197,111	1,170,798	195,176	1,205,806	199,953	1,327,101	189,672	1,211,493
Wood, mfrs. of :—										
House frames, &c.	920,806	894,715	885,451	790,025	657,564
Other sorts (including wood ware and wood turnery).	1,162,500	1,073,481	1,131,277	1,130,691	1,313,353
Wool :—										
Alpaca, Vicuña and Llana.	5,052,501	278,993	4,642,058	233,197	5,799,903	301,417	5,049,380	274,907	4,775,666	284,183
Goats' wool or hair.	25,589,517	1,626,734	25,262,026	1,598,374	27,442,623	1,735,032	31,334,401	2,027,815	25,383,396	1,412,106
Sheep's and lambs'	561,677,833	20,366,030	615,708,827	23,821,825	639,342,939	27,146,133	759,237,215	32,693,011	719,044,881	27,397,328
Other kinds and flocks.	9,141,486	281,246	8,051,808	233,631	12,361,640	388,460	12,459,226	398,770	7,708,226	243,852

SESSIONAL PAPER No. 10f

Woollen rags.....	Lbs.	90,774,140	763,452	91,932,587	762,310	99,892,110	946,383	113,423,418	1,070,482	90,533,449	809,670
Woollen yarn of all kinds.....	"	24,473,058	2,352,482	28,274,834	2,697,298	27,563,671	2,783,636	27,975,880	2,684,779	22,497,655	2,302,910
Manufactures of goats' wool.....			102,468		54,797		7,753		12,222		26,446
" of all other sorts.....			8,973,589		9,771,942		9,280,742		8,092,544		7,170,521
Yeast.....	Cwt.	166,512	350,746	175,386	365,860	171,106	353,341	183,821	397,033	191,459	373,147
Parcel post (goods free of duty).....	No.	1,299,032	1,391,433	1,265,832	1,471,169	1,349,580	1,511,779	1,437,825	1,523,951	1,458,064	1,448,986
Total value of principal and other articles.....			531,038,628		565,019,917		607,888,500		645,807,942		592,953,487

SESSIONAL PAPER No. 10f

Clocks, watches, clock and watch movements and parts thereof.	59,933	72,296	70,137	67,949	62,547,175	39,218
Coal, clinders, &c.	46,255,547	24,859,129	30,063,307	40,170,296	62,547,175	39,218
Coke.....	756,949	555,297	593,785	856,969	1,193,036	39,546,169
Coal and cinders.....	1,237,781	646,784	841,199	1,691,729	1,440,436	955,432
Fuel, manufactured.....	133,363	138,435	134,411	157,574	2,618,879	1,114,322
Cocoa or chocolate, prepared in United Kingdom.....	2,313,887	2,440,331	2,366,811	3,282,836	2,618,879	152,182
Cardage and twine.....	275,029	285,186	312,891	342,094	338,591	827,352
Corn, grain and meal.....	5,185,763	8,774,568	2,768,937	7,386,512	9,036,313	3,522,912
Cotton, yarn and twist—						
Gray.....	134,067,400	7,329,759	8,223,400	168,687,190	13,251,395	10,601,217
Bleached and dyed.....	24,834,000	1,625,339	2,095,154	38,631,600	2,165,576	2,243,483
Cotton manufactures						
Piece goods, bleached, gray.....	2,033,983	2,336,219	21,933,398	2,325,036	2,133,255	19,470,594
" " bleached, white.....	1,528,116	1,709,819	19,033,712	1,684,530	1,769,247	18,826,498
" " printed.....	1,036,733	1,053,674	12,577,557	1,131,371	1,297,387	1,030,824
" " dyed or manufactured of dyed yarn.....	992,988	1,097,072	17,276,482	1,119,174	1,187,790	1,033,912
" " of mixed materials (cotton predominating).....	2	39	29	80	3,970
Total of piece goods.....	5,591,822	64,078,276	70,821,119	6,260,771	6,297,708	70,231,486
Lace and patent net.....	6,196,784	3,856,422
Stockings and socks.....	640,674	3,561,735	3,730,908	681,291	663,861	194,763
Thread for sewing.....	24,332,700	211,427	157,028	26,542,290	31,726,700	4,342,492
Hosiery and small wares.....	3,411,971	3,381,922	3,953,806	2,725,112
Total cotton manufactures.....	71,918,648	81,692,431	87,743,312	95,020,121	81,350,275
Earthenware and chinaware and manufactures of clay.....	2,106,324	2,098,223	2,381,663	2,618,811	2,344,118
Electrical goods and apparatus (other than machinery, and telegraph and telephone wire).....	1,697,316	2,431,744	2,381,743	2,469,927	1,943,104
Engine packing.....	138,138	160,203	179,482	181,541	196,962
Fish : Herrings.....	2,543,873	3,133,889	3,453,976	4,197,955	3,152,690	3,728,663
Other sorts.....	920,617	1,030,980	1,058,305	940,298	875,385
Fishing tackle.....	248,076	261,048	292,680	358,626	342,428
Flax and hemp.....	179,672	105,171	111,705	187,501	218,711
Furniture, cabinet and upholstery wares.....	740,897	731,413	760,334	801,603	661,265
Glass—						
Plate.....	85,080	123,256	206,295	252,574	168,608	274,431
Flint.....	61,554	193,318	209,267	216,121	61,829	197,444
Common bottles.....	423,364	425,330	486,239	554,454	501,436
Other sorts.....	318,002	324,750	376,044	376,935	467,540	382,065
Glue, size and gelatine.....	135,418	190,103	264,735	212,885	265,480	211,073
Grease, tallow and animal fat.....	648,293	779,241	925,129	1,092,439	692,785	906,816

SESSIONAL PAPER No. 10f

Meat: beef, mutton, pork, bacon, hams, Cwt.	141,275	402,414	177,370	546,457	216,069	740,930	227,002	882,000	195,600	770,981
Medicines, drugs and medicinal preparations		1,382,374		1,464,598		1,549,471		1,735,119		1,543,872
Metals (including ores) and mfrs. of—										
Antimony, ore and regulus.....Tons.	3,465	84,823	2,651	106,576	4,336	353,495	5,604	402,616	4,992	163,132
Brass and mfrs. of, not being ordnance	8,720	806,246	12,259	1,084,737	13,369	1,329,040	11,525	1,390,040	10,192	1,059,972
Copper, ore of.....	6	141	154	2,436	6	290	8	386	17	319
" unwrought in ingots, cakes										
" or slabs and precipitated.....	14,549	875,670	20,898	1,479,962	19,412	1,696,253	25,210	2,519,664	14,634	932,162
" wrought or manufactured.....	34,661	2,256,920	31,584	2,405,108	22,958	2,657,226	24,308	2,922,106	34,783	2,500,330
Iron, ore of.....	6,600	17,856	14,148	13,764	13,764	20,042	15,298	25,780	4,406	3,752
" old and scrap iron or steel.....	163,396	482,765	149,060	453,558	177,540	574,781	159,766	547,660	132,987	463,597
Iron and steel and mfrs. of:—										
Iron:—										
Cast-iron and manufs. thereof, Tons.										
unenumerated.....	48,233	594,557	11,994	480,482	46,085	504,969	42,509	522,530	47,575	591,510
Pig iron.....	810,934	2,369,072	982,876	3,094,374	1,662,826	5,807,490	1,942,335	7,195,540	1,294,045	4,093,566
Puddled bars.....	15	138	430	2,581	2,989	17,166	1,604	10,192	2,476	15,479
Wrought in bars, rods, angles, and shapes or sections.....	115,636	882,863	134,369	1,002,792	151,076	1,213,027	159,120	1,362,617	118,617	940,369
Wrought iron and manufactures thereof, unenumerated.....	54,869	1,082,199	49,067	924,404	49,106	987,244	51,955	1,096,885	53,173	1,030,989
Iron and steel:—										
Anchors, grappels, chains and cables.....	26,801	457,125	28,229	478,974	33,929	595,092	33,112	598,504	27,826	491,652
Armour plates.....	5	366	138	12,850	17	1,515	770	70,368	2,847	258,104
Bedsteads.....	14,638	369,201	16,954	418,446	18,354	487,763	18,391	548,775	15,002	422,761
Black plates for tanning.....	62,529	601,879	68,839	654,233	65,615	751,985	71,531	754,308	61,098	618,542
Bolts and nuts.....	15,515	267,169	18,569	325,238	22,436	407,024	26,224	507,954	21,397	405,018
Chairs and sleepers.....	56,008	258,751	78,700	406,746	73,367	383,052	91,854	542,834	67,450	383,685
Galvanized sheets.....	385,448	4,487,635	406,815	4,825,211	442,414	5,896,866	497,889	6,882,603	390,124	5,426,288
Hoops and strips.....	40,507	344,607	41,980	339,349	45,311	386,955	54,138	489,804	39,356	339,490
Machinery and mill work—										
Steam engines.....										
Agricultural.....	23,228	930,648	27,769	1,098,654	23,406	1,135,646	25,127	1,622,083	24,567	1,616,163
Locomotive.....	39,954	1,929,311	48,529	2,384,576	55,627	2,895,293	62,362	3,432,841	52,693	3,000,884
Other.....	60,568	2,167,969	67,343	2,311,330	80,173	2,831,144	93,235	3,444,803	76,175	3,503,978
Other machinery—										
Agricultural.....	30,732	1,081,656	30,209	1,046,908	32,837	1,171,471	30,738	1,132,560	34,845	1,295,538
Electrical of all kinds.....	7,331	522,965	8,991	644,486	12,065	841,757	12,992	995,709	18,482	1,354,018
Mining.....	29,765	873,914	27,894	882,519	21,909	732,862	25,449	875,151	25,821	912,786
Sewing machines.....	22,862	2,268,911	24,758	1,967,876	27,280	1,576,816	29,385	1,831,046	25,182	1,566,182
Textile.....	116,085	5,001,391	134,200	5,606,304	158,319	6,710,413	181,589	8,638,772	190,560	8,829,001
Other descriptions.....	144,972	6,288,426	175,829	7,367,619	212,397	8,876,487	254,696	10,970,288	229,634	9,921,026
Nails, screws and rivets.....	21,473	426,933	24,647	465,995	29,431	515,823	28,718	565,986	23,749	472,641
Rails.....	525,371	2,544,284	546,669	2,731,854	460,328	2,991,363	423,161	2,806,096	462,521	2,769,344
Railroad, unenumerated.....	73,047	750,222	80,493	743,960	89,577	854,874	64,854	679,144	60,242	575,627
Ship, bridge, boiler and other plates and sheets.....	152,337	1,161,962	204,568	1,619,399	275,045	2,273,137	300,213	2,605,259	297,211	1,707,674

9-10 EDWARD VII., A. 1910

UNITED KINGDOM.

TOTAL. Quantities and Values of the Principal and Other Articles, the Produce and Manufacture of the United Kingdom,
Exported, &c.—*Continued.*

ARTICLES.	1904.		1905.		1906.		1907.		1908.	
	Quantity.	Value.	Quantity.	Value.	Quantity.	Value.	Quantity.	Value.	Quantity.	Value.
		£		£		£		£		£
Metals, &c.—<i>Con.</i>										
Iron and steel and wfrs. of— <i>Con.</i>										
Iron or steel.— <i>Con.</i>										
Tinned plates and tinned sheets . . . Tons.	359,634	4,595,568	354,864	4,566,984	374,802	4,936,868	405,228	5,917,104	402,869	5,489,075
Tubes and pipes and fittings . . .	171,092	1,866,130	218,562	2,200,288	245,174	2,932,534	348,742	3,549,872	277,352	3,075,619
" " " "	35,035	622,315	44,097	759,223	51,659	925,083	69,392	1,286,318	59,783	1,210,107
Tyres, axles and wheels	60,861	1,194,670	81,201	1,569,546	95,065	1,964,038	101,471	2,189,404	94,288	1,880,131
Wire										
Steel—										
Ingots, blooms, billets, slabs, sheet bars and tin-plate bars . . .	4,255	37,581	8,594	59,596	11,734	88,623	13,440	111,169	2,413	25,090
In bars, angles, rods and shapes or sections	122,930	1,604,014	151,879	2,081,654	199,115	2,704,106	231,917	3,154,600	168,271	2,148,396
Girders, beams, joists and pil- lars	50,205	410,054	63,965	553,183	107,115	983,528	106,071	1,004,321	106,131	857,448
Manufactures of steel or of steel and iron, unenumerated	55,464	1,157,348	73,103	1,500,026	88,576	1,727,510	91,578	2,121,265	100,725	2,187,073
Total, iron and steel	3,738,339	49,131,862	4,266,855	55,086,764	5,311,243	66,612,484	5,897,800	78,306,639	4,773,880	68,465,544
Lead, ore of Tons.	1,380	13,363	3,535	32,365	6,401	70,702	7,283	87,508	4,788	46,009
" pig	16,217	194,480	23,470	316,186	27,340	405,003	27,022	549,836	31,669	441,837
" manufactures of	18,743	301,898	18,071	295,979	17,555	337,593	16,350	368,945	17,759	325,368
Tin, unwrought	5,861	741,817	7,623	1,057,780	8,485	1,508,360	8,674	1,552,192	9,336	1,241,128
Zinc, ore of	14,376	69,498	13,215	67,715	12,942	81,003	11,329	68,469	2,772	15,765
" or spelter, crude or in cakes . .	6,703	125,833	6,301	141,709	6,636	163,883	5,185	115,422	7,026	139,004
" manufactures of	1,164	37,790	1,021	34,915	1,218	47,027	1,368	52,008	1,376	46,806
Ores unenumerated	5,491	46,394	1,571	11,231	1,422	22,800	2,349	28,315	311	8,981

SESSIONAL PAPER No. 101

Metals and mfrs. thereof, un- enumerated	Tons.	12,849	947,332	16,222	1,343,162	16,841	1,433,812	11,467	1,425,170	14,971	1,292,339
Total metals, &c.			56,134,628		63,940,511		76,806,536		89,962,765		77,040,745
Milk, condensed	Cwt.	316,741	607,590	304,945	592,582	324,293	665,939	339,344	714,620	355,922	736,568
Musical instruments and parts thereof			292,535		272,821		270,046		293,462		262,320
Oil, seed	Tons.	56,629	1,097,111	51,865	938,040	55,638	1,214,586	58,307	1,552,288	58,365	1,483,662
" other sorts			886,260		929,674		1,225,409		1,550,380		1,342,899
Oil and floor cloth	Sq. yds.	35,313,800	1,634,756	39,037,100	1,752,005	48,874,000	2,107,205	52,432,700	2,381,495	40,650,400	1,996,476
Painter's colours and materials			2,005,766		2,107,987		2,431,451		2,559,007		2,290,089
Paper, hanging	Cwt.	81,683	204,241	81,225	208,861	89,514	215,655	87,858	216,518	83,827	217,310
" of other sorts			204,241		208,861		215,655		216,518		217,310
Perfumery, except spirits perfumed in bond		1,178,518	1,672,556	1,260,698	1,730,906	1,338,239	1,848,161	1,654,026	2,127,712	1,632,592	2,097,637
Pickles, vinagar, sauces, condiments, preserved fruits and confectionery			159,955		169,118		174,431		188,576		199,702
Pictures	No.	12,966	1,442,847		1,701,039		1,923,328		1,821,753		1,771,305
Plated, gold and silver	Oz.	274,984	394,701	13,775	264,753	15,655	240,545	10,079	218,168	10,850	235,632
Placed and gilt wares			541,088		577,222		648,968		704,977		636,614
Potatoes	Cwt.	409,690	116,472	646,708	111,363	805,554	142,457	287,451	59,777	583,142	102,428
Prints, engravings, drawings, obo- graphs, photographs on paper, maps and charts			163,131		176,586		172,110		192,756		270,354
Provisions, unenumerated			934,790		827,692		658,539		590,000		582,021
Rags and other materials for making paper	Tons.	84,013	428,481	96,230	535,840	112,457	713,970	122,876	753,001	112,458	543,977
Saddlery and harness			477,013		519,338		568,396		578,430		434,033
Salt	Tons.	629,429	509,176	576,175	431,311	622,307	442,442	582,379	451,980	523,696	421,801
Seeds of all sorts	Cwt.	304,798	343,836	351,044	370,895	363,929	387,174	195,711	675,966	391,755	523,208
Ships and boats new (not registered as British or registered as British only for purposes of delivery or transfer abroad)			4,455,151		5,431,298		8,644,171		10,018,113		10,567,475
Silk manufactures	Lbs.	582,840	218,881	840,563	298,299	922,842	323,873	1,069,416	401,336	871,883	331,076
Broad piece goods											
Of other sorts	Yds.	10,085,088	984,210	11,450,933	1,210,367	13,164,333	1,420,419	13,018,370	1,364,863	8,517,543	829,433
Skins and furs of all sorts			620,344		482,947		438,215		644,750		505,113
Soap	Cwt.	1,108,174	1,272,531		1,663,651		1,864,949		1,735,240		1,297,461
Spirits—British and Irish	Pt. galls.	6,622,832	1,298,712	1,230,520	1,284,727	1,210,130	1,309,556	1,240,107	1,458,955	1,295,920	1,398,466
Other			7,191,297		2,853,738		2,985,071		3,115,279		3,013,830
Stationery, other than paper			74,754		81,039		101,877		110,611		107,225
Stones and slate			1,386,450		1,412,335		1,596,656		1,780,446		1,527,187
Sugar—refined	Cwt.	588,453	328,410	329,553	344,783	337,740	334,783		352,740		313,128
Molasses, treacle, syrup and glucose			367,382	647,391	192,328	897,365	561,690	673,389	467,865	529,212	384,876
Tobacco and manufactures of			159,016		182,131		193,737		297,937		268,714
Toys and games			776,045		981,774		1,090,660		1,262,498		1,399,994
			439,975		155,278		479,162		534,066		532,488

9-10 EDWARD VII., A. 1910

UNITED KINGDOM.

Total Quantities and Values of the Principal and Other Articles, the Produce and Manufacture of the United Kingdom, Exported, &c.—*Concluded*.

ARTICLES.	1904.		1905.		1906.		1907.		1908.	
	Quantity.	Value. £	Quantity.	Value. £	Quantity.	Value. £	Quantity.	Value. £	Quantity.	Value. £
Umbrellas and parasols.....	414,355	397,686	498,180	557,397	470,187
Wood and timber.....	608,404	559,682	636,937	718,170	693,758
Wool.....	107,511,760	5,182,919	107,086,700	5,892,410	107,184,900	6,475,809	104,303,000	6,645,593	103,025,500	5,283,418
Woolen and worsted manufactures—										
Woolen and worsted yarn.....	54,378,300	4,203,523	49,599,900	4,243,949	55,328,000	5,339,531	58,098,000	6,014,107	50,911,900	4,608,556
Yarn, alpaca and mohair.....	12,946,300	1,478,536	14,466,500	1,690,647	16,592,000	2,062,438	17,780,100	2,303,463	13,766,400	1,764,395
Yarn, hair or wool, N.O.F.....	6,535,800	223,853	6,641,000	238,645	7,329,100	279,971	6,825,400	252,424	6,628,100	243,207
Woolen tissues.....	67,121,100	7,491,431	72,288,100	9,162,548	79,957,400	9,734,575	84,881,100	10,311,045	75,659,700	9,644,812
Worsteds coatings and stuffs.....	103,931,000	6,535,201	106,523,400	6,663,486	99,230,700	6,827,700	99,011,700	7,393,489	74,180,500	5,932,674
Damasks, tapestry and other furniture stuffs, also wool and mohair plushes.	293,300	35,892	380,400	54,767	325,200	49,105	436,400	78,475	381,800	71,124
Flannels.....	9,758,300	340,834	9,220,500	326,049	8,754,000	321,136	8,705,900	341,021	6,866,400	269,565
Carpets and druggets.....	8,671,900	933,029	8,163,300	976,459	9,530,800	1,123,086	9,450,000	1,232,160	5,692,100	776,289
Blankets.....	1,560,156	842,243	890,875	376,482	734,955	299,296	793,018	348,520	621,080	254,839
Of other sorts.....	1,794,925	2,036,879	2,220,123	2,446,463	2,205,224
Total woollen and worsted manu- factures (except yarns).....	17,993,555	19,596,670	20,584,021	22,151,174	19,154,497
Paper post.....	2,392,785	3,653,728	2,604,262	4,115,098	2,629,281	4,417,221	2,862,273	5,106,226	2,716,447	4,845,473
Total value of principal and other articles the produce and manu- facture of the United Kingdom.....	390,711,040	329,816,614	375,575,338	426,085,083	377,103,824

SESSIONAL PAPER No. 10f

UNITED KINGDOM.

Total Quantities and Values of the Principal and Other Articles of Foreign and Colonial Merchandise Exported during the Years ended December 31, 1904, to 1908, inclusive.

ARTICLES.	1904.		1905.		1906.		1907.		1908.	
	Quantity.	Value.	Quantity.	Value.	Quantity.	Value.	Quantity.	Value.	Quantity.	Value.
		£		£		£		£		£
Animals.....	76,471	97,983	151,970	121,996	115,800
Arms and ammunition.....	250,528	446,585	195,175	76,174	73,786
Bacon and hams.....	113,261	308,086	146,991	388,837	162,376	464,823	149,902	449,371	121,860	378,002
Beads of all sorts.....	1,193,827	51,558	913,603	40,054	670,695	29,463	913,670	36,267	620,392	23,811
Reef, salted.....	25,495	32,029	24,439	32,444	31,581	38,717	26,600	33,807	19,409	28,830
Bladders, casings and sausage skins.....	81,817	77,013	82,117	277,898	297,150
Bristles.....	1,801,319	256,378	1,781,910	232,283	2,316,584	289,721	2,328,709	307,133	2,069,863	275,407
Butter.....	86,666	409,319	70,518	337,658	77,504	386,995	83,591	418,643	55,978	305,729
Margarine.....	8,067	19,581	8,927	21,083	9,847	23,908	8,817	21,211	5,426	13,852
Caoutchouc.....	298,353	5,022,222	334,501	6,153,193	330,252	6,375,476	319,026	6,010,947	358,516	5,730,603
Cheese.....	53,180	157,123	52,302	139,206	53,117	179,051	52,292	173,538	56,902	183,334
Chemical manufactures and products.....	274,320	379,263	309,552	445,987	591,728
China or porcelain and earthenware.....	192,899	124,543	104,806	123,931	125,166
Cocoa, raw.....	8,933,629	248,762	9,636,848	258,569	11,442,437	313,265	11,151,165	433,554	13,953,668	447,582
Coffee.....	703,115	1,823,563	925,096	2,325,596	689,779	1,770,025	538,916	1,349,255	468,278	1,244,624
Cordage and twine.....	137,389	140,995	138,762	138,433	158,885	160,529	59,797	77,289	33,677	47,149
Corn, manufactured.....	2,102,371	120,232	2,262,661	113,772	2,038,013	117,716	2,257,249	170,504	2,195,358	133,828
Corn, grain, meal and flour.....	3,356,988	1,365,894	3,616,861	1,535,143	3,081,396	1,399,212	3,976,773	1,893,438	3,364,199	1,629,847
Cotton, raw.....	2,265,473	6,775,176	2,528,374	6,564,673	2,191,703	6,095,053	2,949,572	9,539,317	2,597,948	8,250,197
Waste of.....	31,240,802	467,776	31,848,360	424,321	33,182,244	495,815	40,384,256	582,459	2,668,709	18,268
Manufactures (except lace).....	459,573	529,354	573,150	610,248	647,444
Drugs:—
Bark, Peruvian.....	11,879	26,206	10,700	23,992	8,590	15,866	6,195	12,501	6,756	14,930
Opium.....	264,294	148,703	249,277	128,508	283,133	145,940	397,383	270,287	340,421	224,254
Unenumerated.....	369,667	401,013	357,091	395,716	376,606
Dyeing or tanning stuffs:—
Cutch and Gambier.....	4,069	99,185	2,972	64,617	4,225	85,985	4,366	95,608	4,357	94,053
Indigo.....	9,270	120,443	5,902	76,590	7,062	96,244	6,404	90,086	4,015	63,768
Unenumerated.....	273,104	313,445	269,573	299,634	301,436
Embroidery and needlework.....	87,197	81,912	102,105	190,186	271,694
Feathers, ornamental.....	551,306	836,117	556,029	816,654	629,983	1,039,714	520,677	1,144,589	674,398	1,436,425
Fish of all sorts.....	469,860	925,793	499,396	974,143	541,388	1,086,374	480,194	1,025,197	424,339	955,798
Flax, dressed or undressed, and tow.....	3,166	143,137	2,596	104,003	3,331	145,067	2,850	116,864	3,093	115,092

9-10 EDWARD VII., A. 1910

UNITED KINGDOM.

TOTAL. Quantities and Values of the Principal and Other Articles of Foreign and Colonial Merchandise Exported, &c.—Continued.

ARTICLES.	1904.			1905.			1906.			1907.			1908.		
	Value.		Quantity.	Value.		Quantity.	Value.		Quantity.	Value.		Quantity.	Value.		Quantity.
	£			£			£			£			£		
Flowers, artificial															
Fruits (except preserved in sugar):—															
Almonds	51,269	157,913		38,767	146,656		38,827	139,151		46,310	196,096		31,149	126,414	
Currents	23,281	19,439		90,870	18,777		40,901	48,379		21,829	31,328		22,128	27,012	
Grapes	87,113	80,947		79,133	90,242		89,426	100,007		100,552	108,873		73,390	91,574	
Lemons	22,203	12,865		23,804	12,546		29,607	17,587		27,612	14,544		20,457	9,915	
Oranges	248,527	103,965		135,001	60,345		291,206	127,597		340,294	136,475		248,421	100,739	
Raisins	20,194	29,388		26,784	32,933		29,650	46,205		12,101	69,977		14,667	26,824	
Unenumerated	252,895	144,808		207,336	157,781		255,761	165,201		223,799	140,857		207,909	135,141	
All other, N.E.S.		378,774			447,332			438,468			509,175			335,774	
Glass, all sorts (except bottles)	67,637	119,855		81,694	132,212		40,310	60,530		29,550	44,074		21,005	37,976	
Glass bottles	24,819	12,930		24,425	12,227		32,698	18,129		58,464	33,150		49,001	25,508	
Gum:—															
Arabic	21,906	29,752		23,920	33,058		17,982	29,535		23,349	36,179		18,407	21,007	
Kowrie	75,434	217,601		91,507	310,413		84,326	291,349		130,297	476,905		78,942	351,134	
Lac, seed, shell, stick and dye	64,016	615,509		91,391	687,046		64,870	691,345		54,529	515,376		53,100	312,290	
Unenumerated	69,647	228,474		65,548	229,899		70,332	236,360		72,661	250,232		44,125	168,374	
Gutta percha	7,952	100,471		9,115	72,009		8,696	72,722		11,327	114,688		4,650	31,356	
Hair, cow, bull or elk	6,167	13,598		9,513	23,293		6,921	16,044		4,678	14,510		3,858	11,603	
" horse	8,363	66,791		8,863	82,211		7,310	61,269		8,406	70,707		9,345	80,772	
" unenumerated		15,195			24,106			29,554			37,681			26,787	
Hardware (other than cutlery)		131,076			162,204			111,139			111,387			80,533	
Horn, dressed or undressed and tow	47,134	1,534,484		47,057	1,524,309		44,918	1,514,361		50,913	1,677,715		39,956	1,093,500	
Hides, raw	224,519	662,979		318,900	913,859		386,988	1,205,265		323,617	1,065,239		305,800	1,003,734	
Hops	6,191	32,491		9,421	51,561		3,128	11,611		6,770	24,684		12,763	37,811	
Horns and hoofs	1,106	37,765		1,373	53,504		1,320	50,329		923	47,521		977	41,826	
Implement and tools (including parts thereof)															
Ivory: Teeth; elephants', sea-cows', and walrus'		281,348			72,133			67,177			80,804			52,829	
Jute, raw	5,376	236,403		6,610	339,278		6,677	330,282		6,497	401,058		6,046	333,845	
" manufactures	103,296	1,448,557		110,180	1,935,072		138,853	3,038,087		138,422	3,288,567		101,853	1,835,002	
Lace, of all kinds		1,920,156			1,810,769			1,735,691			1,974,739			1,597,578	
		1,144,507			1,510,678			2,187,784			2,290,072			1,704,758	

SESSIONAL PAPER No. 10f

Lard.....	Cwt.	95,272	194,159	224,420	419,257	192,279	401,743	164,980	379,481	110,835	256,272
Leather.....	"	147,704	1,372,548	127,858	1,218,291	151,923	1,639,353	139,535	1,642,448	120,101	1,479,318
" manufactures.....	"		265,897		271,562		314,120		313,120		293,958
Manures—Nitrate of soda (cubic metre). Tons.	Tons.	5,237	52,279	6,694	64,448	4,723	53,465	6,529	73,610	10,662	106,718
All other, N. E. S.....	"		50,775		48,160		52,020		55,367		63,937
Matches.....	"		165,237		116,888		161,450		186,521		207,432
Meat, preserved, otherwise than by salting.....	Cwt.	61,468	225,758	89,182	285,903	45,187	210,120	48,634	228,801	55,259	242,802
Metals and Ores:—											
Copper, unwrought, part wrought, and old copper.....	Tons.	7,311	430,821	14,343	963,900	14,792	1,262,605	17,065	1,605,607	19,637	1,185,735
Copper and manufactures of, N. E. S.....	"		39,056		31,486		45,303		175,891		96,699
Iron and steel and mfrs. of:—											
Iron and steel.....	Tons.		412,336		378,458		377,601		406,361		298,639
Machinery and millwork.....	"	14,569	881,238	20,209	1,134,814	24,461	1,432,770	24,009	1,432,543	18,988	1,100,543
Lead, pig or sheet.....	"	20,894	239,227	18,886	247,068	13,536	228,595	13,288	262,487	10,195	142,201
All other, N. E. S.....	"		13,200		21,432		7,755		29,001		61,554
Quicksilver.....	Lbs.	2,045,863	210,373	1,599,826	155,611	2,078,439	192,806	2,209,439	206,414	1,676,167	176,459
Silver ore.....	"		8,032		28,569		10,812		18,634		26,691
Tin, in blocks, ingots, bars or slabs. Tons.	Tons.	27,225	3,430,280	29,155	4,120,385	32,271	5,804,646	26,761	4,715,371	32,767	4,369,004
All other, N. E. S.....	"		107,169		153,771		273,860		245,020		259,944
Zinc and manufactures of.....	Tons.	673	106,509	246	41,426	526	60,399	216	14,145	313	56,463
Unenumerated, unwrought.....	"		281,631		296,925		376,448		370,916		60,482
" N. E. S.....	"		183,626		194,634		154,644		74,030		258,258
Milk, condensed.....	Cwt.	94,761	92,620	93,762	194,634	74,905	376,448	34,959	370,916	37,774	82,812
Musical instruments.....	"				85,226		90,072		90,239		101,315
Nuts and kernels:—											
For expressing oil therefrom.....	Tons.	20,777	286,184	11,768	173,792	12,859	212,352	17,434	327,780	19,072	321,252
Of other sorts.....	"		17,013		14,602		18,172		31,422		18,535
Oil:—											
Cocount.....	Cwt.	226,593	290,469	271,512	333,437	139,045	214,293	163,977	301,473	159,979	226,375
Olive.....	Tons.	2,357	109,969	1,929	75,306	2,750	109,153	2,268	103,766	1,490	70,684
Palm.....	Cwt.	718,405	793,167	696,314	767,054	677,104	754,646	839,069	958,836	877,731	1,035,962
Petroleum.....	Galls.	8,084,271	231,199	7,876,103	297,344	6,885,022	153,151	4,994,672	153,151	5,519,097	153,909
Seed.....	Tons.	4,476	87,389	5,172	93,370	3,406	72,476	3,623	100,244	3,328	84,071
All other, N. E. S.....	"		199,804		203,681		202,371		223,161		147,867
Oleo-margarine or oleo-oil.....	Cwt.	48,110	80,347	106,230	188,731	116,512	205,363	124,268	235,270	135,271	261,335
Painters' colours and pigments, unenumerated.....	"		27,656		30,097		25,465		27,648		25,311
Paper of all kinds (including straw boards and wood pulp boards).....	Cwt.	139,560	115,614	97,982	90,858	105,461	122,123	137,216	146,948	148,023	149,021
Paper making materials.....	Tons.	20,426	148,230	19,939	153,920	21,122	165,909	19,555	155,262	9,599	68,997
Pictures and drawings, by hand.....	No.	2,820	160,184	3,121	164,212	3,567	112,506	3,216	97,572	2,880	69,675
Pipes of all sorts, for smoking tobacco. (Gross.)	Tons.	23,505	83,404	20,325	74,849	20,234	73,904	27,551	100,751	35,975	127,663
Plumbago.....	"		31,121		22,724		25,664		19,814		16,463
Seeds:—											
Clover and grass.....	Cwt.	82,888	192,440	92,300	219,541	89,673	218,607	70,017	167,780	65,419	142,586
Flax or linseed.....	Qrs.	107,353	172,516	93,255	169,430	97,342	121,322	76,149	168,678	41,794	92,808
Rape.....	"	3,199	10,766	2,949	5,479	9,076	26,895	2,080	4,379	1,162	2,820

UNITED KINGDOM.

TOTAL Quantities and Values of the Principal and Other Articles of Foreign and Colonial Merchandise Exported, &c.—*Concluded.*

ARTICLES.	1904.		1905.		1906.		1907.		1908.	
	Quantity.	Value.	Quantity.	Value.	Quantity.	Value.	Quantity.	Value.	Quantity.	Value.
<i>Seeds—Con.</i>		£		£		£		£		£
Unenumerated, for expressing oil therefrom.....	109,453	169,447	94,636	171,226	117,229	283,924	182,363	411,080	140,071	288,036
Unenumerated, other sorts.....		173,218		95,828		83,967		66,864		61,749
Shells of all kinds.....		384,671		389,069		484,526		519,144		433,716
<i>Silks—</i>										
Raw.....	186,174	114,342	188,246	114,216	92,124	59,469	80,645	57,747	42,898	25,698
Knubs, or hucks of silk, and waste.....	9,148	39,174	13,524	69,414	3,243	31,664	5,007	78,619	2,424	36,216
All other unmanufactured, N.E.S.....		36,629		39,726		42,190		38,519		32,512
Manufactures.....		1,241,242		1,142,217		1,094,657		1,490,066		1,427,974
<i>Skins and furs—</i>										
Goat, undressed.....	11,017,363	1,070,927	12,521,411	1,237,512	14,798,603	1,575,766	11,139,204	1,253,539	8,822,550	898,397
Sheep.....	7,583,928	865,222	9,988,879	1,039,631	10,784,925	1,218,636		1,995,428		975,918
All other sorts.....	45,171,721	2,106,514	53,194,454	2,661,156	72,292,807	3,276,937	71,681,510	3,075,181	64,562,340	2,612,167
Manufactures of skins and furs (including rugs).....		105,016		215,819		295,576		277,006		241,840
<i>Spices—</i>										
Ginger.....	30,264	42,934	34,098	37,561	15,276	22,679	15,639	28,933	14,063	26,152
Pepper.....	10,110,809	255,665	8,445,500	195,096	7,660,224	171,757	5,607,654	124,633	4,834,322	83,162
Unenumerated.....	6,939,176	166,659	7,148,239	145,372	5,546,948	138,091	8,112,450	197,635	9,508,451	156,383
<i>Spirits—</i>										
Brandy.....	85,793	49,864	92,749	51,668	67,900	48,191	59,391	43,258	62,977	44,020
Rum.....	974,092	137,630	906,788	140,616	992,795	144,457	1,130,447	169,534	1,071,371	175,540
Other sorts.....	215,243	86,865	225,945	79,365	177,872	71,290	221,652	43,524	167,978	73,001
Sponges.....	313,932	67,838	311,991	65,479	260,549	79,428	305,389	79,428	268,585	65,682
Starch, farina, dextrine and potato flour.....	14,165	8,778	17,369	12,298	18,090	12,400	11,640	8,088	12,743	7,811
Stationery other than paper, including ink.....		108,703		120,096		138,731		151,444		131,572
Stones, slabs and marble, rough, hewn or unmanufactured (other than works of art).....	7,189	51,733	5,767	39,318	8,230	49,874	9,135	49,151	7,542	48,272
Straw plaiting for hats and bonnets.....	4,622,607	313,681	4,277,003	310,975	4,436,512	380,536	4,215,634	320,571	3,832,496	298,512

9-10 EDWARD VII., A. 1910

[illegible]

UNITED KINGDOM.

STATEMENT of the Quantities and Values of the Principal and Other Articles of Merchandise Imported into the United Kingdom from Canada and the United States, respectively, during the Years ended December 31, 1899 to 1908, inclusive.

Abbreviations: C., Canada; U.S., United States.

QUANTITIES AND VALUES.

Articles.		1899.	1900.	1901.	1902.	1903.	1904.	1905.	1906.	1907.	1908.
Animals living:—											
Oxen, bulls and cows.....	{ C. }	94,650	104,880	88,211	93,674	190,815	146,399	148,718	160,689	125,753	121,075
	{ U.S. }	1,596,097	1,806,238	1,484,860	1,644,478	3,315,776	2,517,433	2,491,150	2,765,440	2,150,169	2,006,297
Sheep and lambs.....	{ C. }	321,229	350,269	405,704	324,431	301,757	414,092	414,996	398,887	344,461	260,711
	{ U.S. }	5,544,781	6,500,744	7,324,154	6,144,646	5,399,243	7,160,062	7,149,139	6,937,410	5,923,735	4,459,953
Horses.....	{ C. }	63,930	35,676	68,016	55,033	83,291	77,835	28,240	14,296	14,485	12,167
	{ U.S. }	100,320	56,255	99,506	86,501	120,015	124,799	45,580	22,228	26,216	19,439
Horses.....	{ C. }	121,630	142,966	300,152	233,227	171,386	294,804	150,065	84,184	88,584	64,218
	{ U.S. }	184,446	224,843	463,519	361,736	264,416	436,630	226,628	127,401	139,150	99,942
Horses.....	{ C. }	4,792	2,976	1,500	1,869	421	401	296	225	166	167
	{ U.S. }	129,988	85,158	46,737	51,838	14,631	16,541	15,055	10,822	7,090	8,916
Asbestos, raw.....	{ C. }	25,169	30,380	19,360	7,146	3,160	2,368	1,135	818	786	1,346
	{ U.S. }	791,410	952,366	639,239	294,519	119,951	98,692	48,266	36,735	40,575	101,194
Butter.....	{ Cwt. }	31,716	43,152	63,253	49,565	83,898	72,358	64,577
	{ U.S. }	17,762	28,141	42,297	28,002	56,251	41,211	39,199
Butter.....	{ Cwt. }	18,259	8,463	11,743	13,863	12,801	16,063	23,568
	{ U.S. }	15,216	6,959	5,982	6,087	7,575	7,250	9,427
Cheese.....	{ Cwt. }	250,083	138,313	215,588	285,765	185,437	268,607	292,117	190,968	34,753	47,877
	{ U.S. }	1,113,956	640,760	1,008,002	1,347,345	860,249	1,194,823	1,428,494	976,008	175,537	296,897
Chemical manufactures.....	{ Cwt. }	150,137	56,046	130,121	54,458	42,405	68,754	84,874	157,312	1,063	39,540
	{ U.S. }	704,061	217,724	689,164	292,874	190,678	294,584	401,916	748,197	5,450	212,298
Chemical manufactures.....	{ Cwt. }	1,337,198	1,511,872	1,547,739	1,709,565	1,848,142	1,900,556	1,858,767	1,925,835	1,698,817	1,541,502
	{ U.S. }	3,014,211	3,799,223	3,697,660	4,301,859	4,323,090	4,234,790	4,804,172	5,634,288	4,989,399	4,556,751
Chemical manufactures.....	{ Cwt. }	590,737	680,583	540,102	390,479	360,016	224,830	175,246	233,445	114,300	105,555
	{ U.S. }	1,380,069	1,740,749	1,274,061	962,112	953,215	503,312	445,003	656,705	337,302	392,662
Chemical manufactures.....	{ Cwt. }	26,957	18,625	30,376	66,148	51,297	50,096	51,799
	{ U.S. }	171,408	327,680	326,049	336,355	488,572	734,869	467,678

9-10 EDWARD VII., A. 1910

SESSIONAL PAPER No. 10f

Cordage.....	{ C..... U.S..... }	£ £	15,970 48,977	22,894 116,394	7,147 81,340	3,332 112,078	10,047 58,822	1,167 129,260	8,700 74,615	6,834 84,097	17,037 134,734	3,473 149,804
Corn, grain and meal :	{ C..... U.S..... }	{ Cwt. £	5,256,500 1,801,933	6,337,600 2,206,878	6,691,710 2,216,049	9,527,475 3,194,024	10,802,127 3,737,368	6,195,390 2,229,791	6,522,630 2,411,137	12,409,700 4,063,048	14,442,195 5,911,173	14,442,195 5,911,173
Wheat.....	{ C..... U.S..... }	{ Cwt. £	34,650,648 11,811,700	32,588,470 11,227,268	40,406,648 13,475,541	43,312,051 14,495,721	24,137,895 8,444,114	7,631,000 2,517,425	6,634,700 2,453,527	20,636,900 8,069,883	27,123,400 11,450,396	27,123,400 11,450,396
Barley.....	{ C..... U.S..... }	{ Cwt. £	307,600 100,544	598,650 173,963	420,400 122,762	74,389 19,910	80,755 22,223	487,700 132,145	1,057,600 271,186	687,700 184,282	484,200 145,973	616,000 195,970
Oats.....	{ C..... U.S..... }	{ Cwt. £	1,946,070 572,321	4,277,100 1,349,516	2,630,010 872,694	2,358,533 936,691	2,526,771 818,804	3,737,200 1,122,287	2,555,500 754,030	2,906,800 826,333	2,721,400 921,991	1,865,600 743,373
Peas.....	{ C..... U.S..... }	{ Cwt. £	1,387,100 371,329	1,518,100 403,027	1,154,400 317,488	590,958 183,656	569,482 158,346	659,700 181,388	1,225,200 211,463	1,435,200 379,009	1,435,200 474,525	19,200 6,444
Maize or Indian Corn.....	{ C..... U.S..... }	{ Cwt. £	755,120 240,650	849,700 276,606	707,700 235,046	217,486 80,304	212,163 81,814	262,860 93,316	122,630 43,944	188,680 74,539	170,090 68,313	168,110 76,617
Other kinds of corn or grain.....	{ C..... U.S..... }	{ Cwt. £	30,460,400 8,185,167	38,421,950 8,596,172	25,564,906 5,944,965	1,975,138 561,230	18,676,011 4,684,717	8,077,000 1,956,137	18,310,200 4,636,676	18,617,700 4,603,767	14,964,100 3,918,017	6,061,300 2,015,701
Wheat meal or flour.....	{ C..... U.S..... }	{ Cwt. £	2,498,920 1,194,246	1,195,219 570,080	1,358,100 628,611	1,943,213 840,333	2,637,617 1,233,250	2,045,767 1,014,124	1,330,100 653,804	1,837,920 870,707	1,705,532 890,700	1,705,532 890,700
Oatmeal.....	{ C..... U.S..... }	{ Cwt. £	86,830 40,882	113,600 55,564	92,200 45,265	62,083 34,111	262,110 180,000	447,682 315,539	250,401 178,073	295,425 190,806	337,124 240,852	219,698 161,733
Cotton : raw.....	{ C..... U.S..... }	{ Cwt. £	691,670 456,384	710,120 463,409	740,370 497,335	592,488 447,801	457,695 343,690	191,743 136,200	359,555 280,514	273,468 311,459	242,697 234,292	260,390 242,697
Manufactures of all sorts.....	{ C..... U.S..... }	{ £ £	11,244 249,603	5,186 287,015	5,064 332,145	7,791 255,808	12,469 191,326	5,075 138,174	3,480 243,329	2,656 253,448	2,400 216,929	4,963 229,486

UNITED KINGDOM.

STATEMENT of the Quantities and Values of the Principal and Other Articles of Merchandise Imported into the United Kingdom from Canada and the United States, respectively, during the Years ended Dec. 31, 1899 to 1908, inclusive.—*Con.*

Abbreviations: C., Canada; U.S., United States.

ARTICLES.		QUANTITIES AND VALUES.									
		1899.	1900.	1901.	1902.	1903.	1904.	1905.	1906.	1907.	1908.
Dyestuffs and substances used in tanning :											
Extracts.....	{ C..... U.S..... }	19,534 77,492	15,977 75,287	17,527 65,899	18,565 63,511	16,330 75,549	14,060 59,444	11,575 48,876	16,980 58,614	12,369 50,294	17,442 49,256
Eggs.....											
	{ C..... U.S..... }	646,867 233,693	807,702 288,945	704,033 255,956	517,822 209,316	557,080 218,571	317,722 129,631	260,140 114,557	231,719 106,393	115,872 53,084	50,354 24,786
	{ Gr.hds. U.S..... }	144,724 54,379	425,863 156,168	342,784 125,643	169,372 67,934	161,416 61,581	25,130 9,548	14,286 4,935	41,337 16,585	23,959 11,402	6,836 3,213
Fish of all sorts.....											
	{ C..... U.S..... }	230,073 646,226	335,891 930,185	230,167 690,454	424,561 1,074,363	263,136 796,977	204,409 714,687	209,224 706,379	380,179 1,143,231	193,981 766,025	236,628 874,264
	{ Cwt. U.S..... }	402,327 666,334	429,023 728,834	436,937 836,177	606,422 1,101,322	352,968 572,770	382,032 875,702	367,039 620,934	308,219 628,482	132,141 265,259	205,127 436,026
Fruits :											
Apples, raw.....	{ C..... U.S..... }	470,903 385,705	427,763 510,779	365,953 487,884	569,891 1,004,800	879,389 1,420,132	619,844 982,613	703,950 936,868	577,982 868,538	920,874 859,820	801,556 729,843
	{ Cwt. U.S..... }	21,196 67,997	13,327 49,923	40,842 165,904	98,652 352,836	51,804 168,199	51,392 169,005	43,483 143,296	57,456 197,611	16,482 64,917	20,542 78,187
Hay.....	{ C..... U.S..... }	42,827 140,682	44,198 169,127	83,604 338,640	121,777 478,107	20,525 77,984	18,666 71,818	29,809 100,085	3,528 104,547	3,528 14,139	3,408 12,438
	{ Tons. U.S..... }	1,140 587,356	1,848 585,505	1,200 280,472	5,520 360,793	6,310 391,751	6,545 1,081,819	1,028 191,160	5,853 478,546	9,553 488,189	13,037 487,190
Hops.....	{ C..... U.S..... }	83,108 113,799	116,891 202,878	112,913 237,085	93,067 253,887	127,461 281,344	139,751 1,669,966	336,595 1,661,005	341,833 1,691,335	255,870 1,689,691	297,570 1,663,260
	{ Cwt. U.S..... }	2,071,557 2,900,122	1,792,593 3,034,038	1,842,054 3,775,638	1,537,760 3,834,641	1,590,929 3,553,228	1,669,966 3,041,840	1,661,005 3,030,837	1,691,335 3,579,418	1,689,691 3,860,426	1,663,260 3,861,264

9-10 EDWARD VII., A. 1910

SESSIONAL PAPER No. 10f

Leather	4,513,712 180,884 70,536,032 3,362,590	3,178,784 130,206 64,432,816 3,038,638	3,357,424 153,598 69,431,120 3,356,508	4,016,880 153,796 71,438,080 3,577,921	3,701,600 180,374 66,013,926 3,390,281	5,742,240 393,998 69,158,096 3,522,961	8,298,416 393,998 57,762,096 2,964,777	6,332,480 393,998 66,610,656 3,799,717	7,822,192 393,998 62,140,136 3,973,521
Manure: Phosphate of lime and rock.	196,615 357,571	101,214 201,704	109,700 197,084	134,304 224,431	107,105 177,222	119,274 220,929	134,185 246,289	150,309 287,212	166,166 370,715
Meats (except poultry and game):—	453,773 761,861 1,088,546 6,552,180	529,864 1,075,445 3,956,527 7,491,943	398,637 921,569 3,283,855 9,255,851	462,487 1,203,280 3,283,855 8,289,522	665,249 1,691,687 3,693,507 7,370,928	829,883 1,863,159 2,806,144 6,209,069	1,191,390 2,751,714 2,875,253 5,828,392	1,190,524 3,135,391 2,541,949 6,859,061	1,004,126 2,518,222 2,541,949 6,035,498
Beef, fresh.	90,238 178,284 2,756,458 5,711,525	44,784 96,259 2,807,238 6,039,776	19,661 40,503 3,180,291 6,761,587	20,896 55,000 2,290,465 5,204,057	5,351 8,944 2,693,926 5,739,750	9,044 17,732 2,395,836 5,130,286	5,231 8,742 2,392,266 4,834,611	8,415 13,603 2,426,644 5,235,663	18,040 29,285 1,432,142 3,268,584
Beef, salted.	1,002 1,341 175,056 226,842	5,283 8,013 185,329 244,821	7,817 12,217 143,949 227,283	4,032 7,515 165,176 252,293	5,517 8,844 165,176 252,293	4,824 8,226 135,280 173,098	5,519 8,414 135,277 191,115	12,977 16,899 146,163 197,258	9,218 16,097 98,754 191,379
Hams.	150,688 301,212 1,823,965 3,781,007	196,182 446,942 1,602,453 3,762,714	125,807 304,822 1,730,536 4,209,816	163,930 420,319 1,312,779 3,422,004	197,497 524,452 939,169 2,602,654	196,732 485,527 1,042,659 2,606,129	292,173 698,463 1,022,855 2,409,993	254,495 845,021 1,045,718 2,808,823	321,463 835,194 900,795 2,240,238
Mutton, fresh.	2,518 5,020	3,078 5,989	5,608 11,189	34,800 60,064	41,863 79,540	4,148 8,346	6,283 11,904	2,670 5,274	3,881 7,237
Pork, fresh.	4,326 8,300 276,844 563,356	3,425 7,479 238,179 502,618	4,991 9,798 348,935 762,993	856 2,039 252,421 572,328	634 1,760 132,665 319,634	3,279 7,558 119,259 262,450	4,786 7,142 135,232 292,390	3,272 7,142 86,612 268,804	9,219 20,897 135,152 290,170
Pork, salted.	18,698 21,742 164,042 199,850	18,491 26,426 128,402 177,671	14,849 22,700 137,680 207,856	10,348 22,700 105,416 187,131	13,928 22,940 90,849 158,318	14,353 20,373 76,977 119,423	11,233 16,206 72,528 111,082	11,833 20,312 67,475 116,480	17,197 29,041 67,438 115,673
Uncenumerated, salted or fresh.	3,345 4,655 123,423 214,283	7,142 8,593 140,473 231,342	5,082 7,160 174,830 275,913	5,637 7,651 163,348 259,900	5,659 10,520 173,212 283,766	11,050 16,936 192,512 216,624	9,218 15,787 166,088 255,921	9,218 15,104 178,747 282,128	11,877 17,340 235,061 255,783

9-10 EDWARD VII., A. 1910

UNITED KINGDOM.

STATEMENT of the Quantities and Values of the Principal and Other Articles of Merchandise Imported into the United Kingdom from Canada and the United States, respectively, during the Years ended Dec. 31, 1899 to 1908, inclusive—*Cont.*

Abbreviations : C., Canada ; U S., United States.

QUANTITIES AND VALUES.

ARTICLES.

	1899.	1900.	1901.	1902.	1903.	1904.	1905.	1906.	1907.	1908.
Meats—<i>Cont.</i>										
Preserved, otherwise than by salting	19,138 £ 49,063 293,538 841,097	17,816 52,514 419,863 1,224,847	28,543 74,959 439,618 1,294,304	20,283 60,151 537,258 1,463,618	47,077 145,822 412,138 1,196,588	37,239 111,320 398,021 1,140,067	61,896 172,856 433,374 1,263,578	27,303 78,999 246,277 741,841	16,308 60,807 135,871 515,769	38,888 117,697 179,319 639,369
Metals and ores—										
Copper, regains and precipitate 3,479 197,887 9,108 378,252	644 19,933 20,869 695,898	2,110 65,626 13,956 406,998	1,024 39,180 4,900 154,764	982 39,050 5,057 178,123	2,341 65,952 4,889 149,388	2,854 106,978 6,388 223,358	3,030 114,891 627 22,459	2,950 88,154 7,068 212,105
Copper, unwrought and part wrought										
	21,307 1,535,263	28,218 2,121,194	18,957 1,360,861	41,761 2,285,734	20,727 1,225,305	48,395 2,831,437	28,243 1,908,635	26,899 2,312,205	37,224 2,901,130	56,088 3,395,761
Copper, other and mfrs. of										
	2,390 294,564	4,305 464,124	1,995 143,268	2,069 240,702	2,875 239,478	2,969 303,387	1,522 400,801	2,604 290,529	1,896 187,819	4,126 162,076
Iron, pig and puddled										
 80,988 219,715	1,887 7,387 94,282 350,649	52,161 116,630 35,312 132,999	51,041 116,154 10,701 59,762	3,981 10,430 4,165 18,187	23,474 55,454 16,291 51,516	200 1,241 4,152 17,959	160 1,043 4,538 22,595 3,857 18,243	90 675 5,651 24,172
Iron : steel, unwrought										
	387 2,466 59,375 288,706	1,877 10,679 157,851 1,015,601	235 1,879 50,864 294,349	53 437 3,574 34,593	620 2,356 1,088 5,686	4,399 18,517 282,439 1,119,589 297,913 832,282 25 208,886 886,287 77,955 380,380 106,552 500,191
Iron and steel, manufactures of :—										
Sawing machines	195 92,894	682 103,959 147,510 180,022 180,167 208,845 142,022 457,624 362,422 125,186
Cycles										
	224,119	137,387	117,990	3,020 103,544	297 50,394	53 12,056	38 35,192	59 32,616	15 35,832	6 21,608

SESSIONAL PAPER No. 10f

Machinery, N.E.S.....	{ C..... U. S.... }	21,809 2,609,367	10,825 2,261,624	67,060 2,347,081	61,740 2,804,057	97,726 2,418,573	86,834 2,194,300	87,584 2,430,897	88,798 2,734,695	105,407 2,754,695	97,310 2,380,092
Unenumerated.....	{ C..... U. S.... }	18,284 974,931	23,870 1,256,661	6,221 930,151	5,489 639,017	12,181 549,838	29,194 659,843	11,024 717,330	6,265 773,966	7,213 660,725	6,174 578,887
Lead—Pig and sheet.....	{ Tons. { C..... U. S.... }	32,659 475,777	40,724 683,328	43,496 581,685	50,821 565,170	31,6 2 457,497	36,748 437,066	24,688 325,664	18,394 307,782	27,314 532,011	36,443 497,137
Silver, ore of.....	{ C..... U. S.... }	15,068	42,450	1,451 64,652	103,235	132,177	119,232	476 207,957	3,000 146,820	11,604 263,265	11,604 162,413
Zinc, ore of.....	{ Tons. { C..... U. S.... }	51 794 2,227 20,334	913 9,090 1,066 10,623	42 438 1,622 12,294	335 1,502 4,725 37,449	526 2,222 2,855 24,677	851 4,422 5,490 44,346	291 1,931 4,117 30,237	319 3,232 4,867 68,898	324 3,695 3,516 49,591	371 3,785 4,801 53,238
Zinc, crude.....	{ Tons. { C..... U. S.... }	246 4,367 9,570 193,682	133 2,007 17,725 358,254	200 4,429 4,253 62,007	246 2,752 10,845 135,817	292 3,406 6,962 82,637	313 4,017 15,073 254,551	462 7,027 11,443 166,219	579 8,780 13,172 241,029	498 7,266 5,202 67,254	615 8,504 4,462 69,711
Milk, condensed.....	{ Cwt. { C..... U. S.... }	27,632 58,510	37,306 77,567	83,016 146,706	23,755 50,326	305 335	1,111 1,919	1,663 3,066	26 53	5 13	243 477
Musical instruments.....	{ C..... U. S.... }	35,350 216 373	31,236 217,663	5,225 289,521	6,684 27,808	3,083 284,254	19,319 223,894	16,877 193,442	14,040 184,275	25,599 181 418	21,018 158,026
Oils:—											
Seed.....	{ Tons. { C..... U. S.... }	406 7,296 23,050 368,573	457 9,489 13,262 290,197	368 8,079 17,238 370,531	70 1,638 12,360 310,069	11,416 253,824	12,820 264,868	17,602 329,499	12,292 261,837	18,124 443,375	17,222 440,240
Train and blubber.....	{ Tons. { C..... U. S.... }	158 3,008 1,964 27,411	756 14,404 2,694 40,688	214 4,335 2,911 54,195	708 13,590 2,388 43,155	464 8,687 3,849 39,161	131 2,396 2,810 39,242	895 13,634 1,706 21,362	2,320 39,487 3,315 53,738	3,056 62,086 836 14,542	2,961 59,010 935 18,054
Seed cake.....	{ Tons. { C..... U. S.... }	6,394 43,361 185,518 1,036,245	4,071 30,070 184,569 1,171,800	4,679 34,007 180,964 1,149,382	11,262 79,280 167,362 1,101,391	10,411 70,275 124,507 876,206	6,333 41,747 196,122 774,135	4,589 32,535 192,074 776,170	8,426 62,434 97,144 731,452	13,531 97,144 97,021 660,130	12,261 86,685 88,683 596,765
Paper of all sorts.....	{ C..... U. S.... }	81,833 405,905	136,583 422,813	115,997 517,070	107,628 409,155	99,314 359,897	135,217 365,090	240,583 393,942	237,487 478,540	151,859 35 848	198,599 280,312

UNITED KINGDOM.

STATEMENT of the Quantities and Values of the Principal and Other Articles of Merchandise Imported into the United Kingdom from Canada and the United States, respectively, during the Years ended December 31, 1899, to 1908, inclusive.—*Con.*

Abbreviations: C., Canada; U.S., United States.

ARTICLES.		QUANTITIES AND VALUES.									
		1899.	1900.	1901.	1902.	1903.	1904.	1905.	1906.	1907.	1908.
Paper-making materials: Pulp of wood	$\left\{ \begin{array}{l} \text{C} \dots \dots \dots \\ \text{U.S.} \dots \dots \end{array} \right\}$	$\left\{ \begin{array}{l} \text{Tons.} \\ \text{£} \end{array} \right\}$	$\left\{ \begin{array}{l} \text{Tons.} \\ \text{£} \end{array} \right\}$	$\left\{ \begin{array}{l} \text{Tons.} \\ \text{£} \end{array} \right\}$	$\left\{ \begin{array}{l} \text{Tons.} \\ \text{£} \end{array} \right\}$	$\left\{ \begin{array}{l} \text{Tons.} \\ \text{£} \end{array} \right\}$	$\left\{ \begin{array}{l} \text{Tons.} \\ \text{£} \end{array} \right\}$	$\left\{ \begin{array}{l} \text{Tons.} \\ \text{£} \end{array} \right\}$	$\left\{ \begin{array}{l} \text{Tons.} \\ \text{£} \end{array} \right\}$	$\left\{ \begin{array}{l} \text{Tons.} \\ \text{£} \end{array} \right\}$	$\left\{ \begin{array}{l} \text{Tons.} \\ \text{£} \end{array} \right\}$
		38,422 130,948 10,325 62,422	54,507 246,435 12,006 55,333	70,110 312,356 11,384 91,491	83,771 251,370 4,764 31,051	72,973 168,206 4,004 32,334	63,261 144,215 1,201 10,992	83,219 206,113 3,089 27,886	88,256 242,481 2,745 26,694	64,548 168,793 1,987 19,559	98,791 286,455 865 9,239
Paraffine.	$\left\{ \begin{array}{l} \text{C} \dots \dots \dots \\ \text{U.S.} \dots \dots \end{array} \right\}$	$\left\{ \begin{array}{l} \text{Cwt.} \\ \text{£} \end{array} \right\}$	$\left\{ \begin{array}{l} \text{Cwt.} \\ \text{£} \end{array} \right\}$	$\left\{ \begin{array}{l} \text{Cwt.} \\ \text{£} \end{array} \right\}$	$\left\{ \begin{array}{l} \text{Cwt.} \\ \text{£} \end{array} \right\}$	$\left\{ \begin{array}{l} \text{Cwt.} \\ \text{£} \end{array} \right\}$	$\left\{ \begin{array}{l} \text{Cwt.} \\ \text{£} \end{array} \right\}$	$\left\{ \begin{array}{l} \text{Cwt.} \\ \text{£} \end{array} \right\}$	$\left\{ \begin{array}{l} \text{Cwt.} \\ \text{£} \end{array} \right\}$	$\left\{ \begin{array}{l} \text{Cwt.} \\ \text{£} \end{array} \right\}$	$\left\{ \begin{array}{l} \text{Cwt.} \\ \text{£} \end{array} \right\}$
	 1,039,101 963,644	5,210 7,897 924,636 1,245,298	5,064 5,673 796,867 944,629	15,229 15,720 947,341 903,213	11,112 12,766 1,029,479 1,001,574	2,180 2,606 905,072 1,021,278	6,065 7,223 831,413 970,281	9,317 10,766 895,145 1,017,535	9,403 11,074 952,094 1,113,627	7,661 9,229 772,251 912,507
Poultry and game, alive or dead.	$\left\{ \begin{array}{l} \text{C} \dots \dots \dots \\ \text{U.S.} \dots \dots \end{array} \right\}$	$\left\{ \begin{array}{l} \text{£} \\ \text{£} \end{array} \right\}$	$\left\{ \begin{array}{l} \text{£} \\ \text{£} \end{array} \right\}$	$\left\{ \begin{array}{l} \text{£} \\ \text{£} \end{array} \right\}$	$\left\{ \begin{array}{l} \text{£} \\ \text{£} \end{array} \right\}$	$\left\{ \begin{array}{l} \text{£} \\ \text{£} \end{array} \right\}$	$\left\{ \begin{array}{l} \text{£} \\ \text{£} \end{array} \right\}$	$\left\{ \begin{array}{l} \text{£} \\ \text{£} \end{array} \right\}$	$\left\{ \begin{array}{l} \text{£} \\ \text{£} \end{array} \right\}$	$\left\{ \begin{array}{l} \text{£} \\ \text{£} \end{array} \right\}$	$\left\{ \begin{array}{l} \text{£} \\ \text{£} \end{array} \right\}$
		27,719 49,666	18,916 153,500	10,953 205,878	12,158 212,019	13,290 232,067	11,102 220,414	31,537 132,489	13,433 243,768	21,696 202,068	8,752 154,708
Seeds:—	$\left\{ \begin{array}{l} \text{C} \dots \dots \dots \\ \text{U.S.} \dots \dots \end{array} \right\}$	$\left\{ \begin{array}{l} \text{Cwt.} \\ \text{£} \end{array} \right\}$	$\left\{ \begin{array}{l} \text{Cwt.} \\ \text{£} \end{array} \right\}$	$\left\{ \begin{array}{l} \text{Cwt.} \\ \text{£} \end{array} \right\}$	$\left\{ \begin{array}{l} \text{Cwt.} \\ \text{£} \end{array} \right\}$	$\left\{ \begin{array}{l} \text{Cwt.} \\ \text{£} \end{array} \right\}$	$\left\{ \begin{array}{l} \text{Cwt.} \\ \text{£} \end{array} \right\}$	$\left\{ \begin{array}{l} \text{Cwt.} \\ \text{£} \end{array} \right\}$	$\left\{ \begin{array}{l} \text{Cwt.} \\ \text{£} \end{array} \right\}$	$\left\{ \begin{array}{l} \text{Cwt.} \\ \text{£} \end{array} \right\}$	$\left\{ \begin{array}{l} \text{Cwt.} \\ \text{£} \end{array} \right\}$
		2,042 4,173 143,651 279,807	3,374 7,539 168,333 231,226	1,338 4,311 70,633 164,158	1,555 3,961 115,722 277,413	788 1,886 168,276 418,975	4,605 11,332 111,869 274,982	3,331 8,636 101,101 231,911	3,247 8,226 90,505 203,340	7,559 21,816 88,204 183,049	8,477 22,000 101,339 220,044
Flax or linseed.	$\left\{ \begin{array}{l} \text{C} \dots \dots \dots \\ \text{U.S.} \dots \dots \end{array} \right\}$	$\left\{ \begin{array}{l} \text{Qrs.} \\ \text{£} \end{array} \right\}$	$\left\{ \begin{array}{l} \text{Qrs.} \\ \text{£} \end{array} \right\}$	$\left\{ \begin{array}{l} \text{Qrs.} \\ \text{£} \end{array} \right\}$	$\left\{ \begin{array}{l} \text{Qrs.} \\ \text{£} \end{array} \right\}$	$\left\{ \begin{array}{l} \text{Qrs.} \\ \text{£} \end{array} \right\}$	$\left\{ \begin{array}{l} \text{Qrs.} \\ \text{£} \end{array} \right\}$	$\left\{ \begin{array}{l} \text{Qrs.} \\ \text{£} \end{array} \right\}$	$\left\{ \begin{array}{l} \text{Qrs.} \\ \text{£} \end{array} \right\}$	$\left\{ \begin{array}{l} \text{Qrs.} \\ \text{£} \end{array} \right\}$	$\left\{ \begin{array}{l} \text{Qrs.} \\ \text{£} \end{array} \right\}$
		85,617 170,065 90,531 183,970	9,678 23,107 65,006 161,796	14,537 39,467 53,808 149,258	22,164 49,483 113,931 265,631	3,339 6,041 39,183 59,439 960 1,320	13,844 26,837 9,445 18,011	203,775 412,347 86,105 173,334	80,848 172,771 62,243 132,366	51,471 106,622 67,213 145,532
Skins and furs.	$\left\{ \begin{array}{l} \text{C} \dots \dots \dots \\ \text{U.S.} \dots \dots \end{array} \right\}$	$\left\{ \begin{array}{l} \text{£} \\ \text{£} \end{array} \right\}$	$\left\{ \begin{array}{l} \text{£} \\ \text{£} \end{array} \right\}$	$\left\{ \begin{array}{l} \text{£} \\ \text{£} \end{array} \right\}$	$\left\{ \begin{array}{l} \text{£} \\ \text{£} \end{array} \right\}$	$\left\{ \begin{array}{l} \text{£} \\ \text{£} \end{array} \right\}$	$\left\{ \begin{array}{l} \text{£} \\ \text{£} \end{array} \right\}$	$\left\{ \begin{array}{l} \text{£} \\ \text{£} \end{array} \right\}$	$\left\{ \begin{array}{l} \text{£} \\ \text{£} \end{array} \right\}$	$\left\{ \begin{array}{l} \text{£} \\ \text{£} \end{array} \right\}$	$\left\{ \begin{array}{l} \text{£} \\ \text{£} \end{array} \right\}$
		356,801 510,429	352,436 786,987	360,602 618,535	433,645 716,589	358,181 901,187	394,461 665,326	501,587 971,196	523,614 1,122,990	440,780 853,392	458,828 953,972
Vegetables, raw.	$\left\{ \begin{array}{l} \text{C} \dots \dots \dots \\ \text{U.S.} \dots \dots \end{array} \right\}$	$\left\{ \begin{array}{l} \text{£} \\ \text{£} \end{array} \right\}$	$\left\{ \begin{array}{l} \text{£} \\ \text{£} \end{array} \right\}$	$\left\{ \begin{array}{l} \text{£} \\ \text{£} \end{array} \right\}$	$\left\{ \begin{array}{l} \text{£} \\ \text{£} \end{array} \right\}$	$\left\{ \begin{array}{l} \text{£} \\ \text{£} \end{array} \right\}$	$\left\{ \begin{array}{l} \text{£} \\ \text{£} \end{array} \right\}$	$\left\{ \begin{array}{l} \text{£} \\ \text{£} \end{array} \right\}$	$\left\{ \begin{array}{l} \text{£} \\ \text{£} \end{array} \right\}$	$\left\{ \begin{array}{l} \text{£} \\ \text{£} \end{array} \right\}$	$\left\{ \begin{array}{l} \text{£} \\ \text{£} \end{array} \right\}$
		11,185 100,426	2,698 62,865 1,082 568 1,152 992
Wood and timber:—	$\left\{ \begin{array}{l} \text{C} \dots \dots \dots \\ \text{U.S.} \dots \dots \end{array} \right\}$	$\left\{ \begin{array}{l} \text{Loads.} \\ \text{£} \end{array} \right\}$	$\left\{ \begin{array}{l} \text{Loads.} \\ \text{£} \end{array} \right\}$	$\left\{ \begin{array}{l} \text{Loads.} \\ \text{£} \end{array} \right\}$	$\left\{ \begin{array}{l} \text{Loads.} \\ \text{£} \end{array} \right\}$	$\left\{ \begin{array}{l} \text{Loads.} \\ \text{£} \end{array} \right\}$	$\left\{ \begin{array}{l} \text{Loads.} \\ \text{£} \end{array} \right\}$	$\left\{ \begin{array}{l} \text{Loads.} \\ \text{£} \end{array} \right\}$	$\left\{ \begin{array}{l} \text{Loads.} \\ \text{£} \end{array} \right\}$	$\left\{ \begin{array}{l} \text{Loads.} \\ \text{£} \end{array} \right\}$	$\left\{ \begin{array}{l} \text{Loads.} \\ \text{£} \end{array} \right\}$
		111,405 535,622 179,143 808,215	113,488 604,052 180,666 878,656	90,042 497,944 103,457 799,989	78,887 460,542 180,747 922,102	66,559 443,744 191,365 1,024,063	51,798 296,932 172,555 914,074	59,851 384,098 177,820 731,373	72,515 478,588 167,282 875,527	45,086 354,545 181,005 1,003,272	39,514 293,343 190,667 1,066,247

SESSIONAL PAPER No. 10f

Sawn and split.....	{ C £ Lands. U.S. {	1,754,872 4,215,447 537,955 1,612,885	1,688,083 4,637,654 729,370 2,483,324	1,517,234 4,029,223 614,415 1,987,143	1,639,658 4,385,261 595,478 1,899,094	1,508,172 4,268,886 700,257 2,308,264	1,280,602 3,437,456 580,701 1,927,891	1,160,369 3,267,511 490,432 1,693,546	1,425,112 4,188,886 513,081 2,049,966	1,128,544 3,332,465 544,408 2,253,173	1,000,356 2,903,769 411,052 1,661,629
Staves.....	{ C £ Lands. U.S. {	6,161 21,716 30,927 177,645	4,543 17,757 36,755 207,176	4,758 23,253 36,567 221,638	1,821 8,279 32,355 217,848	1,888 9,470 25,014 106,160	4,553 16,518 18,671 124,926	2,159 9,431 21,784 143,167	1,946 9,301 27,312 192,088	2,545 12,788 21,823 136,338	1,741 9,400 24,486 187,678
Furniture woods and hardwoods...	{ C £ Tons. U.S. {	9,200 50,383 81,665 623,070	7,718 45,590 96,839 750,011	4,558 27,745 123,905 805,017	5,142 35,317 99,769 700,559	6,472 44,195 108,446 818,112	8,457 50,952 86,512 638,035	9,388 53,894 90,826 633,337	9,432 60,032 93,565 611,184	9,134 49,289 119,729 802,444	11,952 76,809 107,775 772,696
House frames, furniture fittings and joiner's work.....	{ C £ Tons. U.S. {	61,594 648,346	28,239 546,376	30,151 475,687	40,993 386,507	61,092 441,225	51,186 305,625	54,425 310,829	38,673 323,428	43,751 224,783	32,615 190,145
Parcel post.....	{ C £ No.	20,036 23,195	25,431 54,028	30,554 26,548	37,402 57,325	41,079 35,469	55,325 59,735	64,312 59,974	82,909 72,265	98,798 89,250	118,411 101,691
Total value of principal and other articles.....	{ C £ U.S. {	20,205,740 120,081,188	21,764,021 138,789,261	19,854,585 141,015,465	22,964,537 126,961,601	26,669,855 122,112,652	22,621,164 119,227,802	25,695,898 115,573,051	30,318,291 131,101,540	28,029,461 133,683,631	26,287,668 124,160,582

9-10 EDWARD VII., A. 1910

UNITED KINGDOM.

STATEMENT of the Quantities and Values of the Principal and Other Articles of Merchandise Produce and Manufacture of the United Kingdom), Exported from the United Kingdom to Canada and the United States, respectively, during the Years ended December 31, 1899 to 1908, inclusive.

Abbreviations: C., Canada; U.S., United States.

ARTICLES.	QUANTITIES AND VALUES.									
	1899.	1900.	1901.	1902.	1903.	1904.	1905.	1906.	1907.	1908.
Alkali.....	223,400 £	247,800 £	175,414 £	263,204 £	278,013 £	292,456 £	271,471 £	330,633 £	375,850 £	310,334 £
Animals, living ..	158 No.	158 No.	139 No.	215 No.	370 No.	545 No.	707 No.	1,625 No.	1,690 No.	676 No.
Horses.....	12,072 No.	16,608 No.	11,537 No.	23,136 No.	34,065 No.	41,578 No.	54,716 No.	97,208 No.	97,145 No.	41,533 No.
Bulls, oxen and calves.....	185 No.	439 No.	574 No.	833 No.	762 No.	594 No.	878 No.	971 No.	993 No.	819 No.
	18,520 £	39,226 £	70,383 £	94,403 £	87,441 £	50,696 £	58,222 £	91,184 £	65,004 £	49,836 £
	253 No.	572 No.	402 No.	574 No.	237 No.	77 No.	72 No.	161 No.	274 No.	156 No.
	6,600 £	17,169 £	16,462 £	24,048 £	7,901 £	2,629 £	2,021 £	6,044 £	7,961 £	4,885 £
	28,230 £	29,108 £	27,252 £	41,298 £	17,282 £	13,713 £	15,936 £	8,009 £	28,114 £	19,226 £
Sheep and lambs.....	704 No.	763 No.	557 No.	155 No.	117 No.	359 No.	343 No.	1,135 No.	2,710 No.	1,803 No.
	2,693 £	3,706 £	3,834 £	2,370 £	390 £	2,940 £	1,504 £	7,253 £	16,191 £	8,327 £
Apparel, haberdashery and millinery.....	384,723 £	398,647 £	406,501 £	528,387 £	716,910 £	601,755 £	484,472 £	503,305 £	647,028 £	430,918 £
	84,874 £	101,077 £	96,870 £	162,428 £	157,612 £	85,950 £	76,151 £	90,833 £	86,858 £	73,174 £
Arms, ammunition and military stores.....	41,271 £	53,900 £	108,769 £	80,322 £	87,151 £	126,090 £	146,255 £	236,040 £	238,436 £	192,364 £
	79,240 £	57,590 £	39,884 £	32,309 £	33,325 £	29,663 £	29,441 £	93,194 £	41,449 £	79,854 £
Beer and ale.....	3,818 Brls.	4,287 Brls.	3,908 Brls.	3,588 Brls.	4,429 Brls.	4,733 Brls.	4,719 Brls.	5,836 Brls.	9,450 Brls.	6,829 Brls.
	16,345 £	18,984 £	16,438 £	15,791 £	19,659 £	22,348 £	22,180 £	28,365 £	36,634 £	27,015 £
	38,168 £	47,699 £	43,852 £	42,940 £	44,796 £	43,504 £	50,900 £	56,955 £	77,326 £	61,173 £
	173,319 £	210,462 £	204,423 £	206,324 £	211,373 £	221,159 £	240,842 £	263,664 £	301,860 £	233,513 £
Bleaching materials.....	29,000 Cwt.	18,100 Cwt.	24,400 Cwt.	14,900 Cwt.	46,586 Cwt.	26,261 Cwt.	38,314 Cwt.	45,325 Cwt.	49,952 Cwt.	40,066 Cwt.
	8,664 £	5,880 £	8,523 £	4,703 £	11,461 £	5,882 £	8,413 £	9,835 £	11,390 £	8,348 £
	872,100 Cwt.	880,700 Cwt.	726,200 Cwt.	649,700 Cwt.	790,654 Cwt.	548,320 Cwt.	697,361 Cwt.	697,584 Cwt.	775,978 Cwt.	488,131 Cwt.
	199,699 £	245,425 £	243,917 £	199,928 £	138,711 £	105,620 £	135,613 £	138,663 £	157,458 £	99,522 £

* Includes 'All other animals' except 'Horses.'

SESSIONAL PAPER No. 10f

Books, printed	{ C..... U.S..... }	{ Cwt. £ }	8,888	9,925	8,912	9,623	12,348	13,999	16,155	17,701	23,674	23,541
			66,220	73,436	67,208	73,336	99,273	99,176	109,870	118,397	144,568	137,133
Caoutchouc, manufactures of	{ C..... U.S..... }	{ Cwt. £ }	41,852	46,963	43,933	43,108	41,198	42,417	43,634	48,217	46,156	41,794
			313,104	324,681	344,908	374,689	341,247	351,826	430,371	449,151	433,098	363,462
Carriages, viz :—	{ C..... U.S..... }	{ £ £ }	28,658	24,810	25,104	28,997	35,443	43,260	44,246	45,051	51,166	33,146
			48,956	51,553	50,867	44,796	61,000	57,394	55,765	45,788	65,946	49,027
Cycles and parts thereof	{ C..... U.S..... }	{ £ £ }	3,603	1,512	1,400	439	1,360	1,127
			5,664	5,473	1,787	1,970	1,675	1,248
Cement	{ C..... U.S..... }	{ Tons. £ }	18,610	30,406	17,657	8,642	29,194	16,561	28,302	48,336	44,875	27,141
			37,769	58,580	34,659	15,288	50,277	29,249	47,966	73,731	75,315	41,254
Chemical products and preparations, unenumerated, including dye-stuffs, and sulphate of copper	{ C..... U.S..... }	{ Tons. £ }	36,715	34,171	8,102	16,801	21,235	5,073	11,265	113,888	101,133	11,074
			74,997	68,395	17,529	31,811	38,685	12,210	22,680	166,692	171,058	20,468
Clay, unmanufactured	{ C..... U.S..... }	{ Tons. £ }	128,977	127,448	123,259	120,081	132,509	162,414	154,618	214,653	222,601	196,189
			597,728	600,847	478,556	483,113	530,728	429,390	416,842	467,332	602,263	462,448
Coal, coke and manufactured fuel	{ C..... U.S..... }	{ Tons. £ }	9,348	8,898	6,774	11,076	11,265	14,516	12,335	14,572	17,981	20,270
			11,499	11,561	8,281	13,059	13,514	19,633	15,017	17,714	22,865	24,621
Coal products (except dyes)	{ C..... U.S..... }	{ Tons. £ }	106,662	120,642	138,969	155,720	159,589	160,453	199,078	222,922	234,278	186,094
			150,965	170,065	188,206	213,377	215,715	215,271	239,022	277,981	291,088	223,676
Cordage and twine	{ C..... U.S..... }	{ Cwt. £ }	46,469	33,328	108,708	144,548	191,626	111,491	84,436	93,060	65,251	128,638
			24,424	32,321	59,993	105,621	100,408	61,267	51,753	57,950	44,490	79,343
Cotton yarn	{ C..... U.S..... }	{ Lbs. £ }	144,564	55,730	131,816	880,407	1,179,203	139,683	160,460	76,421	88,730	31,902
			98,456	59,192	112,011	595,818	681,640	93,869	109,990	52,431	80,502	25,789
Cottons, entered by the yard	{ C..... U.S..... }	{ Yds. £ }	11,597	16,361	9,297	10,296	14,315	10,280	8,312	12,460	18,178	16,934
			96,754	131,126	101,578	128,421	125,167	152,293	201,401	254,744	337,135	385,007
Cottons, entered at value	{ C..... U.S..... }	{ £ £ }	2,998	2,715	8,606	9,594	13,970	14,483	16,045	27,389	27,790	13,802
			9,298	8,084	22,814	25,007	33,069	34,607	39,812	66,804	75,624	37,524
Cottons, entered by the yard	{ C..... U.S..... }	{ Yds. £ }	2,899,800	4,640,200	2,978,000	4,432,200	4,347,200	3,970,800	5,232,200	7,472,000	98,379,900	53,034,900
			225,272	403,127	274,018	380,537	393,001	376,366	406,709	505,837	845,891	478,679
Cottons, entered at value	{ C..... U.S..... }	{ £ £ }	34,159,600	40,277,300	36,204,300	48,347,400	47,438,500	49,903,300	45,243,400	55,156,800	91,659,100	57,474,900
			547,549	692,875	633,022	802,892	819,435	883,896	841,411	1,013,188	1,565,713	1,022,302
Cottons, entered at value	{ C..... U.S..... }	{ £ £ }	75,342,600	67,325,600	69,684,600	72,360,100	52,390,100	65,566,900	78,734,900	98,379,900	53,034,900	1,610,986
			1,698,519	1,406,637	1,960,438	2,049,021	1,507,811	2,021,339	2,216,150	2,771,542	1,610,986	599,675
Cottons, entered at value	{ C..... U.S..... }	{ £ £ }	370,600	425,093	478,477	507,012	646,009	625,152	648,318	721,702	907,565	1,220,833
			945,118	1,203,512	1,234,198	1,334,432	1,315,550	1,192,905	1,182,828	1,565,229	1,650,238	1,220,833

UNITED KINGDOM.

STATEMENT of the Quantities and Values of the Principal and Other Articles of Merchandise (Produce and Manufacture of the United Kingdom), Exported from the United Kingdom to Canada and the United States, respectively, during the Years ended December 31, 1899 to 1908, inclusive—*Con.*

Abbreviations: C., Canada; U.S., United States.

ARTICLES.		QUANTITIES AND VALUES										9-10 EDWARD VII., A. 1910	
		1899.	1900.	1901.	1902.	1903.	1904.	1905.	1906.	1907.	1908.		
Earthenware and chinaware.	{ C. { U.S.	138,249 636,017	144,874 602,635	152,610 512,304	152,136 498,338	214,588 583,864	204,113 555,549	189,088 508,053	251,519 572,465	305,360 614,164	261,584 475,224		
Fish of all sorts.	{ C. { U.S.	6,669 282,074	2,947 169,437	3,481 144,928	5,174 202,062	4,802 297,164	6,315 333,387	8,357 395,234	11,179 333,732	13,354 449,152	15,496 424,883		
Flax and hemp, dressed or undressed.	{ C. { U.S. 26,062	455 2,015	1,612 8,514	1,230 5,537	1,976 8,515	603 2,108	630 2,433	67 254	3 17	34 107		
Glass manufactures.	{ C. { U.S.	97,737 106,582	105,408 114,033	100,586 131,745	119,214 147,999	129,293 141,184	118,010 144,031	150,178 156,985	236,669 181,755	229,489 194,500	136,329 133,249		
Hardware and cutlery, unenumerated.	{ C. { U.S.	75,476 122,107	80,547 127,732	72,547 121,824	93,468 119,609	118,693 133,337	127,358 111,844	129,643 111,525	144,553 124,402	164,409 128,596	112,016 84,770		
Hats of all sorts.	{ Doz. { U.S.	130,787 8,705	135,576 136,896	155,836 156,980	141,913 136,804	109,719 119,434	139,421 153,717	142,480 171,822	149,330 190,183	216,358 200,893	197,304 241,126		
	{ Doz. { U.S.	17,010	19,364	10,916	19,902	20,367	4,874	15,256	19,779	29,173	38,384		
Hides, raw.	{ Cwt. { U.S.	54,055 134,080	26,760 66,515	27,038 72,453	51,567 149,154	57,461 181,262	29,184 92,076	31,549 82,119		
	{ Cwt. { U.S.	46,515	30,672	25,326	80,246	102,321	46,622	104,759		
	{ Cwt. { U.S.	99,969	72,282	64,728	213,239	290,593	137,567	256,198		
Implements and tools.	{ C. { U.S.	20,591 24,631	22,482 22,724	18,333 30,280	23,311 32,235	20,292 39,569	21,692 37,073	21,159 35,513	31,183 46,457	47,980 42,273	25,613 22,712		

SESSIONAL PAPER No. 10f

[illegible]

UNITED KINGDOM.

STATEMENT of the Quantities and Values of the Principal and Other Articles of Merchandise (Produce and Manufacture of the United Kingdom), Exported from the United Kingdom to Canada and the United States, respectively, during the Years ended December 31, 1899 to 1908, inclusive.—*Con.*

Abbreviations: C., Canada; U.S., United States.

ARTICLES.	QUANTITIES AND VALUES.									
	1899.	1900.	1901.	1902.	1903.	1904.	1905.	1906.	1907.	1908.
Oilcloth.	938,600 Sq. yds. £ 50,281	1,500,000 67,166 £ 879,700	1,188,200 69,808 £ 1,251,100	1,267,700 77,045 £ 2,832,100	1,793,700 107,848 £ 3,248,700	1,987,900 110,489 £ 2,658,700	2,433,200 127,586 £ 3,863,200	3,569,200 158,684 £ 5,975,100	3,773,500 180,347 £ 6,553,700	2,353,800 118,184 £ 4,341,500
Painters' colours and materials.	90,691 £ 72,222	102,980 £ 61,287	118,388 £ 62,621	191,572 £ 62,455	231,337 £ 60,813	191,115 £ 92,280	254,469 £ 71,931	374,626 £ 133,025	414,671 £ 178,782	302,412 £ 92,569
Paper of all sorts.	21,759 Cwt. £ 40,023	38,321 63,542 £ 20,215	31,244 57,379 £ 23,533	33,157 59,135 £ 30,241	41,732 71,647 £ 31,441	59,303 93,883 £ 29,375	59,702 96,182 £ 33,792	68,612 110,466 £ 36,943	102,634 152,126 £ 41,166	84,935 130,265 £ 36,100
Pickles, vinegar, sauces, &c.	83,644 £ 178,690	82,580 £ 126,785	87,707 £ 138,751	111,130 £ 147,409	140,829 £ 151,957	132,083 £ 168,984	81,689 £ 141,599	97,402 £ 140,800	100,872 £ 129,968	85,060 £ 124,763
Rags and other materials for making paper.	2,329 Tons. £ 11,518	1,900 8,465 £ 34,865	1,034 7,037 £ 29,444	1,353 8,465 £ 31,693	2,820 17,890 £ 42,899	3,359 17,951 £ 42,857	3,173 17,154 £ 51,353	3,707 27,422 £ 60,371	7,804 45,012 £ 68,489	3,406 21,861 £ 54,353
Salt.	62,374 Tons. £ 36,621	77,433 51,065 £ 81,357	63,733 51,065 £ 74,501	70,936 57,380 £ 61,243	76,011 63,967 £ 38,782	67,413 60,475 £ 42,701	71,718 59,412 £ 48,566	70,091 55,935 £ 57,556	59,555 52,001 £ 44,826	58,637 52,974 £ 44,826
Silk, thrown twist or yarn.	7,900 Lbs. £ 2,030	4,500 2,058 £ 759,400	2,490 1,151 £ 266,706	5,600 2,662 £ 263,500	13,222 5,073 £ 351,546	16,813 5,717 £ 269,077	13,276 5,221 £ 462,381	16,857 7,139 £ 102,802	19,403 7,934 £ 132,646	12,568 5,836 £ 83,753
Silk manufactures.	108,821 £ 197,516	111,388 £ 222,724	107,723 £ 203,699	119,988 £ 201,756	112,472 £ 198,439	179,746 £ 203,857	206,287 £ 109,689	238,216 £ 127,265	236,517 £ 176,970	139,891 £ 124,417

SESSIONAL PAPER No. 10f

Skins, Foreign, dressed in the United Kingdom.....	{ C { U.S.	{ No. { £ { £	27,116 321,691	36,281 386,263	35,889 269,663	28,496 362,668	37,926 18,250 448,135 133,834	88,922 31,470 138,056 62,611	63,421 36,635 167,311 120,948	66,936 29,344 98,856 104,067	50,909 28,747 45,823 59,172	28,143 18,476 244,168 70,060
Spirits, British and Irish	{ C { U.S.	{ Galls. { £ { £	424,397 174,500 470,538 204,800	499,759 216,408 536,237 245,191	492,826 203,266 603,266 290,287	513,821 216,700 668,803 335,898	610,353 277,310 770,936 352,659	637,376 277,310 780,267 395,790	646,497 276,598 823,635 413,682	756,373 319,821 941,891 467,138	876,623 379,452 1,092,667 495,601	752,201 325,711 912,135 449,729
Stationery, other than paper.....	{ C { U.S.	{ £ { £ { £	23,787 64,224	27,338 82,941	36,141 86,174	34,564 85,009	45,416 78,729	57,116 63,731	63,176 71,892	70,604 109,556	96,373 148,138	65,785 107,091
Telegraph and telephone cable and apparatus.....	{ C { U.S.	{ £ { £ { £	90,425 50,057	250,420 159,175	85,674 35,048	832,735 388,222	6,572 71,254	10,579 217,474	427,178 160,826	24,536 52,963	25,086 411,367	11,507 5,258
Umbrellas and parasols.....	{ C { U.S.	{ £ { £ { £	23,841 5,272	22,334 5,118	18,626 12,073	18,565 15,648	18,329 12,889	15,242 8,005	11,889 8,503	20,033 10,713	26,590 10,285	23,792 5,455
Wool, sheep's and lambs', raw or undressed.....	{ C { U.S.	{ Lbs. { £ { £	958,300 31,096 13,631,500 371,121	1,093,700 41,139 18,233,300 513,063	819,700 26,058 15,949,200 370,328	1,383,900 37,631 28,112,000 614,632	1,620,800 55,367 24,889,800 677,647	1,556,900 63,404 26,060,400 1,044,545	1,563,100 76,059 24,806,300 1,136,373	1,245,100 67,106 18,971,400 875,102	1,662,000 86,834 17,922,400 892,560	940,600 36,912 24,990,400 737,891
Woollen and worsted yarn.....	{ C { U.S.	{ Lbs. { £ { £	423,300 36,743 123,200 16,004	570,000 48,321 49,100 3,783	487,000 39,300 29,100 2,565	649,000 51,266 360,200 23,239	1,175,200 112,358 91,100 7,550	1,524,100 139,529 57,600 5,428	1,836,000 170,703 59,600 5,133	1,582,200 163,266 57,500 6,244	2,097,400 221,702 71,400 5,765	1,671,100 173,042 14,800 1,548
Woollen and worsted tissues, entered at the yard.....	{ C { U.S.	{ Yds. { £ { £	13,307,000 1,082,549 15,228,500 1,219,190	14,067,600 1,212,635 14,950,500 1,243,495	15,453,000 1,346,058 14,950,500 1,042,542	18,413,200 1,602,754 23,215,600 1,372,376	20,780,710 2,067,628 27,034,800 1,495,129	23,055,700 2,067,628 36,272,700 1,336,812	22,721,900 2,064,204 36,272,700 1,787,757	24,814,500 2,315,737 26,269,000 1,503,506	26,683,000 2,578,075 25,148,000 1,466,187	18,013,200 1,846,137 17,950,900 959,897
Woollen and worsted tissues, entered at value.....	{ C { U.S.	{ £ { £ { £	276,349 103,564	254,648 108,056	217,638 85,741	218,820 109,085	284,220 94,259	332,009 83,687	354,255 99,424	331,771 94,091	471,253 90,482	350,793 64,411
Waxed post.....	{ C { U.S.	{ £ { £ { £	62,875	72,907	85,885	99,366	124,074	138,650	188,394	222,848	303,468	286,511
Total value principal and other articles, the produce and manufacture of the United Kingdom.....	{ C { U.S.	{ £ { £ { £	6,969,535 18,119,380	7,605,257 19,780,831	7,785,472 18,393,883	10,315,256 23,760,913	11,112,577 22,605,131	10,624,221 20,197,579	11,909,244 23,915,918	13,688,833 27,764,965	17,101,524 30,919,098	12,243,960 21,303,565

9-10 EDWARD VII., A. 1910

UNITED KINGDOM.

STATEMENT of the Quantities and Values of the Principal and Other Articles of Merchandise (Foreign and Colonial Produce) Exported from the United Kingdom to Canada and the United States, respectively, during the Years ended December 31, 1899, to 1908, inclusive.

Abbreviations: C., Canada; U.S., United States.

ARTICLES.		QUANTITIES AND VALUES.									
		1899.	1900.	1901.	1902.	1903.	1904.	1905.	1906.	1907.	1908.
Art, works of (other than pictures)....	£	414	1,793	1,268	1,667	556	1,396	1,530	1,886	1,371	2,721
	£	1,750	6,773	10,963	10,966	53,691	11,297	1,793	4,741	1,274	3,354
Bristles	Lbs.	47,761	34,264	35,450	50,451	118,806	41,652	63,399	74,536	60,254	33,407
	£	7,550	6,622	6,789	8,621	11,126	8,252	14,186	13,609	11,912	5,507
Bristles	Lbs.	664,871	574,968	348,796	685,379	828,377	632,330	574,790	708,948	823,761	640,530
	£	112,652	119,551	83,394	131,606	133,373	136,284	112,214	142,449	152,787	118,437
Caoutchouc.....	Cwt.	493	276	118	311	2	152	64	1,315	818	407
	£	6,617	3,335	1,287	1,250	45	2,400	699	24,295	3,096	6,089
Caoutchouc.....	Cwt.	134,911	134,987	111,696	96,734	108,964	101,664	119,715	126,969	111,778	115,667
	£	1,513,053	1,126,256	791,853	838,720	1,199,478	1,304,593	1,481,549	1,956,185	1,289,512	1,853,309
Chemical manufactures and products. {	£	10,825	16,395	23,381	29,096	42,468	31,660	30,636	17,904	26,189	23,562
	£	41,936	97,197	147,369	124,129	106,201	103,928	99,576	53,450	76,339	52,774
China and earthenware.....	Cwt.	899	1,966	1,184	1,118	1,698	4,801	9,930	2,752	1,433	1,796
	£	2,651	4,822	3,863	3,952	5,687	16,131	25,133	8,383	2,244	3,512
China and earthenware.....	Cwt.	72,157	56,585	67,263	60,673	63,837	49,068	23,657	18,997	23,188	22,077
	£	122,613	133,633	223,996	222,538	240,452	151,824	76,609	77,737	98,760	101,806
Cocoa, raw.....	Lbs.	107,344	108,050	46,859	62,324	102,214	154,151	87,433	197,649	421,585	255,464
	£	3,650	4,536	1,686	2,058	3,706	5,184	2,850	5,946	14,349	9,326
Cocoa, raw.....	Lbs.	2,428,025	2,022,472	2,187,691	2,481,791	2,233,203	1,499,216	1,930,854	2,104,632	1,291,587	1,520,007
	£	78,818	72,967	76,030	73,467	78,880	43,458	57,569	61,439	43,404	55,273
Coffee.....	Cwt.	3,177	2,269	2,283	2,122	7,583	7,583	7,686	7,245	7,678	6,744
	£	10,945	8,253	7,713	19,615	19,615	22,256	21,975	20,674	21,604	21,485
Coffee.....	Cwt.	38,012	18,673	44,625	15,975	24,775	57,337	21,519	13,351	7,119	8,103
	£	117,807	57,212	136,879	47,831	59,498	126,879	54,706	35,648	18,076	22,704
Cotton, raw.....	Cwt.	3,798	864	955	634	402	331	391	95
	£	9,367	2,441	2,736	1,689	1,080	1,304	1,412	251
Cotton, raw.....	Cwt.	507,703	494,473	527,205	650,667	582,846	387,728	558,056	488,616	943,849	561,609
	£	1,323,680	1,490,381	1,838,515	2,082,418	1,889,970	1,353,601	1,873,135	1,730,986	3,726,316	2,410,076

SESSIONAL PAPER No. 10f

Cotton manufactures.....	{ C U.S.. }	£ 29,574 107,807	39,452 70,855	46,279 73,469	40,476 85,185	30,020 76,809	25,782 52,182	23,129 56,243	29,617 46,639	47,300 41,000	71,297 43,601
Drugs.....	{ C U.S.. }	£ 27,513 323,748	56,683 362,861	50,919 331,834	39,730 243,516	36,705 202,565	22,330 182,216	47,011 176,448	40,456 186,968	25,072 327,041	16,411 181,292
Dyeing and tanning stuffs—	{ C U.S.. }	Cwt. £ 17,177 247,587	6,092 104,634	15,326 234,409	4,288 71,552	5,253 77,336	4,612 61,951	1,494 19,131	1,460 21,021	1,969 27,845	808 10,715
Indigo.....	{ C U.S.. }	Cwt. £ 34,440 16,565	49,430 25,868	58,697 11,475	63,169 7,373	43,318 13,732	24,650 5,857	21,253 854	18,808 2,173	52,546 1,659	92,586 2,411
Embroidery and needlework.....	{ C U.S.. }	£ 5,635	2,707	1,158	5,438	9,492	10,097	15,788	10,466	22,571	37,939
Feathers, ornamental.....	{ C U.S.. }	Lbs. £ 104,342 225,309	987 106,183 184,519	722 147,262 323,516	2,553 130,161 302,616	2,491 168,796 422,768	3,617 142,828 365,907	6,450 125,828 268,615	4,674 133,151 376,057	6,037 124,376 434,638	10,383 173,700 565,405
Fish, cured or salted.....	{ C U.S.. }	Cwt. £ 2,737 3,393	2,341 8,131	2,654 10,972	2,685 9,498	2,426 8,378	2,705 11,183	5,934 15,363	5,088 14,297	3,423 10,984	4,195 14,732
Flax, dressed or undressed, and tow.....	{ C U.S.. }	Tons. £ 2,489 78,544	2,197 69,847	3,131 111,388	4,977 149,550	3,799 17,473	2,639 128,731	1,721 78,369	2,636 127,899	1,777 84,713	2,501 101,425
Flowers, artificial.....	{ C U.S.. }	£ 4,515 45,955	2,781 78,722	4,277 98,693	4,932 84,270	3,489 87,932	5,724 56,763	4,312 39,259	9,821 22,049	16,248 24,437	29,194 20,754
Fruits:—											
Currants, dried.....	{ C U.S.. }	Cwt. £ 1,162 1,052	490 746	1,101 1,745	241 269	116 91	67 61	50 39	121 123	492 749	96 119
Figs.....	{ C U.S.. }	Cwt. £ 1,501 5,083	1,064 10,307	250 7,107	250 6,761	378 4,975	174 3,021	181 2,276	281 5,763	716 2,451	184 2,745
Grapes, raw.....	{ C U.S.. }	Cwt. £ 31,654	5,148 37,386	5,699 65,661	6,624 108,511	6,263 46,088	8,197 43,213	11,909 33,680	12,847 33,888	14,866 30,817	18,990 14,891
			38,455	68,197	105,073	44,155	38,562	29,010	30,559	26,949	15,568

9-10 EDWARD VII., A. 1910

UNITED KINGDOM.

STATEMENT of the Quantities and Values of the Principal and Other Articles of Merchandise (Foreign and Colonial Produce) Exported from the United Kingdom to Canada and the United States, respectively, during the Years ended December 31, 1899 to 1908, inclusive—*Con.*

Abbreviations: C., Canada; U. S., United States.

ARTICLES.		QUANTITIES AND VALUES.									
		1899.	1900.	1901.	1902.	1903.	1904.	1905.	1906.	1907.	1908.
Fruits—<i>Con.</i>											
Nuts	{ C..... £	5,645	3,583	6,351	7,060	6,178	3,832
	{ U. S.... £	15,066	9,546	15,819	19,844	18,087	9,718
Oranges and lemons.....	{ C..... £	20,969	31,692	23,018	27,966	50,863	49,031	63,108	77,670	106,258	68,207
	{ U. S.... £	31,551	38,455	68,197	33,876	21,068	1,365	118,249	143,439	173,655	108,569
Raisins.....	{ C..... £	830	2,588	726	1,101	398	831	3,813	71,455	113,152	72,463
	{ U. S.... £	1,281	3,991	760	1,773	797	21,080	12,398	31,146	42,744	26,140
Gums	{ C..... £	369	5,016	2,638	2,131	406	1,622	3,147	24,030	52,324	3,027
	{ U. S.... £	585	6,328	3,835	4,227	918	1,568	2,696	10,062	20,259	1,157
Hemp, dressed and undressed.....	{ C..... £	394	538	637	372	693	228	489	899	1,529	828
	{ U. S.... £	1,430	1,739	2,147	1,812	3,137	2,304	1,931	2,977	5,645	3,922
Hides, raw.....	{ C..... £	80,925	95,565	78,692	96,776	111,231	73,708	113,554	82,724	129,007	76,469
	{ U. S.... £	283,292	325,534	285,635	305,812	523,210	365,550	494,175	355,170	520,629	351,316
Jute and mfs. of.....	{ C..... £	4,197	2,427	3,523	3,486	5,008	3,612	5,823	3,213	1,875	1,706
	{ U. S.... £	123,300	90,576	106,343	138,279	179,142	123,627	203,064	122,776	72,917	53,732
Hides, raw.....	{ C..... £	14,172	14,665	33,287	17,233	5,979	14,284	9,976	8,460	11,160	3,260
	{ U. S.... £	456,467	552,668	1,044,493	703,647	188,065	488,908	302,049	271,619	314,793	94,594
Hides, raw.....	{ C..... £	9,365	6,611	10,838	14,747	12,361	17,243	21,988	19,705	12,964	15,973
	{ U. S.... £	25,949	19,663	36,050	45,176	34,348	56,166	79,465	73,537	49,305	49,822
Jute and mfs. of.....	{ C..... £	274,343	284,248	175,072	126,349	66,353	68,133	149,573	199,601	158,872	120,349
	{ U. S.... £	594,987	651,464	458,732	363,986	192,824	180,877	371,767	543,110	481,011	429,430
Jute and mfs. of.....	{ C..... £	4,933	6,901	5,181	16,418	5,169	6,983	45,805	63,036	33,429	3,207
	{ U. S.... £	734,072	1,040,266	1,218,366	782,836	872,517	699,052	1,071,961	1,124,814	1,262,972	870,158

SESSIONAL PAPER No. 10f

Lace.....	{ C..... (U. S..... }	25,620 388,701	37,115 523,766	40,289 567,288	44,816 793,985	58,291 844,756	69,671 774,864	48,061 1,121,433	50,590 1,716,817	81,850 1,731,503	82,956 1,297,962
Leather.....	{ Lbs. (£..... { U. S..... }	29,008 8,364,608 604,225	8,288 1,159 7,299,712 536,402	26,880 3,100 6,103,792 490,973	54,541 4,325 4,378,872 378,902	26,636 2,774 3,973,984 242,056	33,040 3,114 5,289,872 439,263	78,064 6,490 5,617,248 453,668	321,104 18,688 6,977,784 593,107	847,501 37,541 5,801,600 557,069	440,832 23,008 3,421,664 392,769
Leather, manufactures of.....	{ C..... (U. S..... }	12,101 58,309	14,489 57,006	11,469 48,736	12,247 34,000	10,710 30,081	12,882 21,733	8,867 37,291	7,178 43,625	14,913 49,946	15,339 36,887
Liquorice.....	{ Cwt. (£..... { U. S..... }	3,803 6,546 2,538 6,799	4,813 8,189 1,159 81	2,770 4,977 168 320	714 1,198 168 455	103 339 272 562	182 435 541 677	1,376 2,957 9,149 13,761	1,764 4,219 67 125	4,023 8,559 21 23	7,184 13,200
Metals:—											
Copper, unwrought, part wrought, and old copper.....	{ Tons. (£..... { U. S..... } 14,615 1,127,922 12,605 963,857 19,006 1,396,519 1,970 10,850 607,274 2,003 5,478 314,354 4,664 273,050 9,747 637,321 3,152 273,335 8,691 810,878 14,975 900,271
Iron, bar, &c.....	{ Tons. (£..... { U. S..... }	591 5,492 8,072 83,832	178 2,015 6,219 61,609	415 3,904 2,517 26,828	1,061 9,021 1,578 13,535	134 1,215 1,489 11,241	631 5,405 345 3,383	922 1,770 986 7,936	517 4,830 1,925 8,921	721 5,744 1,168 10,080	139 1,174 221 1,942
Iron and steel manufactures, man- ufactured.....	{ Cwt. (£..... { U. S..... }	5,497 5,292 54,825 40,854	16,609 17,443 86,169 55,129	37,496 13,560 62,651 47,035	31,390 12,611 31,180 23,685	13,200 5,575 12,520 16,064	2,680 1,599 2,040 17,241	16,690 5,143 8,760 14,908	20 198 8,900 13,084	320 687 9,860 13,519	1,240 2,209 3,720 5,271
Tin in blocks, ingots, bars or slabs.....	{ Cwt. (£..... { U. S..... }	100 490 284,488 1,391,722	1,100 6,974 293,685 1,947,689	1,545 9,297 319,351 1,840,351	1,710 10,063 360,560 2,161,461	1,080 6,765 366,820 2,214,883	960 4,152 435,840 2,753,357 7,534 436,010 3,076,718	800 7,534 514,380 4,630,338	1,700 14,881 402,500 3,375,635 510,900 3,413,638
Oil, castor.....	{ Cwt. (£..... { U. S..... }	1,244 1,762 109 192	1,787 2,653 56 122	1,091 1,700 104 203	1,107 1,563	1,506 1,720 10 21	890 965 18 21	381 482 26 29	278 400	295 472	167 232
Oil, coconut.....	{ Cwt. (£..... { U. S..... } 73,727 91,146 106,995 132,377	9,311 10,790 142,399 176,800	1,259 1,560 135,965 201,671	9,068 11,097 179,240 217,409	32,709 38,045 153,322 194,699	52,921 38,045 196,754 256,536	26,664 41,549 100,685 154,333	11,542 20,493 125,310 231,965	20,877 28,906 104,491 143,962
Painters' colours.....	{ C..... (U. S..... }	6,051 4,288	3,278 3,617	1,938 3,529	2,372 3,032	3,138 5,678	1,547 7,378	5,706 2,796	722 5,002	2,100 3,317	800 1,648

UNITED KINGDOM.

STATEMENT of the Quantities and Values of the Principal and Other Articles of Merchandise (Foreign and Colonial Produce) Exported from the United Kingdom to Canada and the United States, respectively, during the Years ended December 31, 1899 to 1908, inclusive—*Con.*

Abbreviations: C., Canada; U.S., United States.

ARTICLES.	QUANTITIES AND VALUES.									
	1899.	1900.	1901.	1902.	1903.	1904.	1905.	1906.	1907.	1908.
Rice, rice meal and flour.....	{ C.... { £ 68,087 £ 27,984 £ 217,618 £ 100,898	{ U.S... { Cwt. 97,824 £ 40,509 £ 148,365 £ 69,541	{ C.... { £ 142,640 £ 56,425 £ 100,088 £ 45,043	{ U.S... { Cwt. 52,611 £ 23,758 £ 74,849 £ 35,494	{ C.... { £ 13,215 £ 8,144 £ 38,455 £ 20,511	{ U.S... { Cwt. 118,438 £ 46,605 £ 43,543 £ 19,154	{ C.... { £ 106,136 £ 42,006 £ 72,116 £ 40,890	{ U.S... { Cwt. 137,388 £ 53,163 £ 36,804 £ 24,549	{ C.... { £ 158,578 £ 73,551 £ 29,080 £ 17,130	{ U.S... { Cwt. 162,155 £ 73,551 £ 29,080 £ 17,130
Shells of all sorts..	{ C.... { £ 141,887	{ U.S... { £ 142,193	{ C.... { £ 184,147	{ U.S... { £ 239,784	{ C.... { £ 233,446	{ U.S... { £ 168,471	{ C.... { £ 178,311	{ U.S... { £ 218,226	{ C.... { £ 203,179	{ U.S... { £ 186,530
Silk, manufactured.....	{ C.... { £ 236,039 £ 49,506	{ U.S... { £ 228,807 £ 51,327	{ C.... { £ 242,106 £ 26,369	{ U.S... { £ 259,436 £ 33,006	{ C.... { £ 263,723 £ 21,218	{ U.S... { £ 214,106 £ 41,971	{ C.... { £ 198,563 £ 26,236	{ U.S... { £ 203,298 £ 19,529	{ C.... { £ 305,330 £ 15,514	{ U.S... { £ 290,984 £ 12,268
Skins.....	{ C.... { £ 668,224 £ 78,788 £ 33,837 £ 2,035,818	{ U.S... { £ 881,573 £ 109,666 £ 33,401 £ 1,865,575	{ C.... { £ 1,067,289 £ 124,766 £ 45,748 £ 2,182,544	{ U.S... { £ 1,200,129 £ 144,666 £ 39,693 £ 2,068,270	{ C.... { £ 1,236,632 £ 153,758 £ 40,324 £ 1,880,256	{ U.S... { £ 1,315,457 £ 194,943 £ 38,849 £ 1,867,821	{ C.... { £ 1,364,552 £ 200,372 £ 42,915 £ 2,354,949	{ U.S... { £ 759,023 £ 115,121 £ 53,148 £ 2,768,072	{ C.... { £ 91,743 £ 165,443 £ 2,786,662	{ U.S... { £ 1,581,443
Skins, manufactured.....	{ C.... { £ 4,075 £ 33,073	{ U.S... { £ 6,946 £ 23,515	{ C.... { £ 2,386 £ 10,217	{ U.S... { £ 2,867 £ 7,173	{ C.... { £ 3,466 £ 8,287	{ U.S... { £ 2,291 £ 11,170	{ C.... { £ 10,346 £ 9,381	{ U.S... { £ 7,575 £ 17,171	{ C.... { £ 9,348 £ 12,403	{ U.S... { £ 7,137 £ 8,484
Spices:—	{ C.... { £ 611,900 £ 13,264 £ *	{ U.S... { £ 558,290 £ 16,056 £ *	{ C.... { £ 545,144 £ 14,710 £ *	{ U.S... { £ 597,200 £ 16,913 £ *	{ C.... { £ 544,000 £ 15,978 £ *	{ U.S... { £ 436,800 £ 12,069 £ *	{ C.... { £ 468,500 £ 11,994 £ *	{ U.S... { £ 480,500 £ 10,946 £ 1,979,200 £ 40,477	{ C.... { £ 522,400 £ 11,361 £ 1,662,200 £ 39,659	{ U.S... { £ 322,147 £ 5,741 £ 1,995,460 £ 32,843
Pepper.....	{ C.... { £ 388,652 £ 8,246 £ 1,25,817	{ U.S... { £ 401,514 £ 10,365 £ 6,878,630 £ 141,828	{ C.... { £ 271,252 £ 6,636 £ 4,908,383 £ 96,238	{ U.S... { £ 313,760 £ 7,333 £ 6,406,850 £ 135,025	{ C.... { £ 257,760 £ 7,544 £ 4,673,515 £ 84,026	{ U.S... { £ 369,187 £ 9,621 £ 5,716,751 £ 109,258	{ C.... { £ 475,952 £ 9,807 £ 6,435,104 £ 39,597	{ U.S... { £ 382,624 £ 9,062 £ 2,511,340 £ 51,775	{ C.... { £ 562,168 £ 12,941 £ 2,709,040 £ 71,250	{ U.S... { £ 397,228 £ 8,043 £ 2,255,262 £ 40,633
All other sorts.....	{ C.... { £ 30,304 £ 6,401 £ 31,398 £ 8,143	{ U.S... { £ 28,080 £ 6,739 £ 28,065 £ 9,390	{ C.... { £ 24,044 £ 4,137 £ 29,815 £ 7,560	{ U.S... { £ 20,543 £ 4,137 £ 29,815 £ 8,584	{ C.... { £ 36,927 £ 5,889 £ 35,798 £ 9,903	{ U.S... { £ 36,755 £ 5,910 £ 35,636 £ 10,374	{ C.... { £ 34,296 £ 5,431 £ 44,509 £ 10,829	{ U.S... { £ 55,314 £ 8,795 £ 32,864 £ 9,557	{ C.... { £ 58,955 £ 12,099 £ 38,104 £ 11,332	{ U.S... { £ 41,603 £ 6,509 £ 22,575 £ 6,027
Spirits, —Not sweetened, of all sorts..	{ C.... { £ 30,304 £ 6,401 £ 31,398 £ 8,143	{ U.S... { £ 28,080 £ 6,739 £ 28,065 £ 9,390	{ C.... { £ 24,044 £ 4,137 £ 29,815 £ 7,560	{ U.S... { £ 20,543 £ 4,137 £ 29,815 £ 8,584	{ C.... { £ 36,927 £ 5,889 £ 35,798 £ 9,903	{ U.S... { £ 36,755 £ 5,910 £ 35,636 £ 10,374	{ C.... { £ 34,296 £ 5,431 £ 44,509 £ 10,829	{ U.S... { £ 55,314 £ 8,795 £ 32,864 £ 9,557	{ C.... { £ 58,955 £ 12,099 £ 38,104 £ 11,332	{ U.S... { £ 41,603 £ 6,509 £ 22,575 £ 6,027

SESSIONAL PAPER No. 10f

Straw plaiting, for making hats or bonnets.....	{ C £	{ U.S. £	29,815 2,627 916,957 83,692	44,474 5,192 738,697 66,782	31,063 2,467 181,580 18,383	22,215 2,802 393,100 43,179	21,203 2,430 581,940 58,842	26,107 4,196 425,912 50,235	41,115 5,612 530,112 64,115	51,583 7,416 897,343 114,878	25,864 4,273 815,040 73,638	34,223 4,893 781,568 72,268
Sugar, refined and unrefined.....	{ C Cwt.	{ U.S. Cwt.	6,985 4,159 132,875 79,113	38,016 22,144 190,670 112,994	5,654 3,292 11,411 6,029	375 213 2,453 1,271	255 154 118 81	41 32 8,157 4,819	898 615 63 55	2,764 1,677 19 12	87 65 2 2	47 38 288,417 181,555
Tea.....	{ C £	{ U.S. £	4,153,162 164,910 2,543,331 119,957	3,543,198 140,446 2,076,276 94,463	3,642,259 133,809 4,256,095 171,195	4,966,470 177,858 5,063,141 196,752	3,765,233 150,136 4,719,877 216,556	3,061,589 126,169 5,463,956 258,598	3,548,195 144,801 4,979,964 257,297	4,615,040 195,108 5,394,847 275,196	4,562,344 195,108 6,323,630 323,085	5,109,586 226,796 6,202,359 327,023
Wine	{ C Galls.	{ U.S. Galls.	21,065 13,945 25,848 27,012	20,368 12,763 30,488 32,433	16,664 10,112 51,005 51,834	11,678 7,492 39,332 42,377	10,212 7,009 34,629 47,843	9,583 6,118 48,488 48,373	10,795 7,686 48,630 60,797	15,959 9,214 82,149 114,624	14,776 8,347 49,884 65,188	13,165 7,298 17,045 18,912
Wood—Furniture, veneers and hard-woods.....	{ C £	{ U.S. £ 7,333 108,321 7,819 117,017 12,911 154,299 19,356 219,989 23,061 244,650 17,337 171,523 19,655 211,348 15,666 318,473 11,690 244,484 5,561 158,952
Wool, sheep's or lamb's.....	{ C £	{ U.S. £	2,437,157 84,352 42,278,335 1,173,448	2,413,850 96,821 47,378,539 1,510,018	2,257,308 67,460 51,882,574 1,505,255	2,674,904 65,087 54,882,574 1,505,255	1,795,582 61,300 49,839,073 1,560,073	1,439,600 54,619 60,454,200 2,239,708	1,824,300 72,329 78,755,700 3,353,273	916,500 59,827 63,967,800 2,876,680	1,287,000 52,815 69,889,154 3,697,066	1,243,923 48,130 57,474,119 2,212,108
Woollen manufactures.....	{ C £	{ U.S. £	112,637 252,848	119,399 281,521	121,764 338,785	147,893 259,970	133,497 199,757	116,135 122,897	117,143 165,248	132,652 105,975	187,884 103,251	194,974 84,662
Total value principal and other articles, Foreign and Colonial merchandise.....	{ C £	{ U.S. £	1,353,791 16,856,092	1,453,532 17,563,124	1,465,054 19,257,267	1,650,621 19,320,160	1,631,567 19,000,075	1,824,121 19,074,854	1,857,835 23,366,170	1,788,427 25,475,420	2,119,449 27,133,476	1,968,487 21,203,283
Recapitulation:—												
Totals, Produce and Manufacture of the United Kingdom	{ C £	{ U.S. £	6,969,535 18,119,389	7,605,257 19,780,831	7,785,472 18,393,883	10,345,256 23,766,913	11,112,577 22,665,131	10,624,221 20,197,579	11,909,244 23,916,918	13,688,833 27,764,905	17,101,524 30,919,098	12,243,900 21,363,565
Totals, Foreign and Colonial Merchandise.....	{ C £	{ U.S. £	1,353,791 16,856,092	1,453,532 17,563,124	1,465,054 19,257,267	1,650,621 19,320,160	1,631,567 19,000,075	1,824,121 19,074,854	1,857,835 23,366,170	1,788,427 25,475,420	2,119,449 27,133,476	1,968,487 21,203,283
Totals, British and Foreign Exports.....	{ C £	{ U.S. £	8,323,326 34,975,472	9,058,789 37,343,955	9,250,526 37,651,150	11,995,877 43,081,073	12,744,144 41,665,206	12,248,342 39,272,433	13,767,079 47,282,088	15,477,260 53,240,325	19,220,973 58,052,574	14,212,447 42,566,848

* Included with 'Spices, all other sorts.'

UNITED KINGDOM.

STATEMENT of the Quantities and Values of the Principal and Other Articles of Merchandise (Foreign and Colonial Produce) Exported from the United Kingdom to Canada and the United States, respectively, during the Years ended December 31, 1899 to 1908, inclusive.—*Con.*

Abbreviations: C. Canada; U.S., United States.

ARTICLES.	QUANTITIES AND VALUES.									
	1899.	1900.	1901.	1902.	1903.	1904.	1905.	1906.	1907.	1908.
Aggregate Trade:—										
Imports.....	£ 20,205,740	£ 21,764,021	£ 19,851,585	£ 22,961,537	£ 26,669,855	£ 22,621,164	£ 25,695,898	£ 30,318,291	£ 28,029,461	£ 26,287,668
	£ 120,081,188	£ 138,789,261	£ 141,015,465	£ 126,961,601	£ 122,112,652	£ 119,227,802	£ 115,573,051	£ 131,101,540	£ 133,683,631	£ 124,160,582
Exports.....	£ 8,323,326	£ 9,058,789	£ 9,250,526	£ 11,965,877	£ 12,744,144	£ 12,248,342	£ 13,767,079	£ 15,477,260	£ 19,220,973	£ 14,212,447
	£ 34,975,472	£ 37,345,955	£ 37,651,159	£ 43,081,073	£ 41,605,206	£ 39,272,433	£ 47,282,088	£ 53,240,325	£ 58,032,574	£ 42,506,848
Grand totals.....	£ 28,529,066	£ 30,822,810	£ 29,105,111	£ 34,960,114	£ 39,413,999	£ 34,869,506	£ 39,462,977	£ 45,795,551	£ 47,250,434	£ 40,500,115
	£ 155,056,660	£ 176,133,216	£ 178,666,615	£ 170,042,674	£ 163,717,858	£ 158,500,235	£ 162,855,139	£ 184,341,865	£ 191,736,205	£ 166,667,430

SESSIONAL PAPER No. 10f

AUSTRALIAN COMMONWEALTH.

VALUE of the Total Imports and Exports from and to each Principal Country during the Years ended December 31, 1904 to 1908, inclusive. (*Including Coin and Bullion.*)

IMPORTS.					EXPORTS.				
COUNTRIES.					COUNTRIES.				
1904.	1905.	1906.	1907.	1908.	1904.	1905.	1906.	1907.	1908.
£	£	£	£	£	£	£	£	£	£
109,314,356	112,296,956	129,335,720	155,278,012	145,663,309	134,149,666	129,951,631	159,889,705	165,347,818	143,448,932
185,882	184,919	279,488	267,448	444,686	23,258	43,025	22,435	26,995	66,041
1,080,712	1,123,961	1,478,255	1,879,361	1,562,400	142,846	210,669	(a) 3,565,748	606,864	385,124
29,185	54,190	42,612	75,930	690,390	6,832,965	8,530,494	5,741,839	6,296,717	4,093,853
3,108,594	3,375,598	3,133,676	3,530,494	3,327,890	34,732,134	18,948,656	17,756,739	19,283,777	7,849,397
280,004	211,242	278,281	476,913	929,548	29,473	18,250	939	813	...
1,846,023	1,348,251	1,120,847	1,269,188	1,205,420	1,134,382	1,292,069	1,501,894	1,551,430	1,536,528
4,596,228	6,382,277	8,290,882	9,483,021	7,933,863	2,899,409	3,876,489	3,533,657	4,185,070	3,682,991
1,752	3,451	212,561	2,284	6,278	16,260,214	14,284,124	17,133,695	12,139,481	8,822,817
241,912	319,901	39,104	35,546	239,937	141,717	104,030	832	89,016	68,318
5,072	10,283	311,822	315,842	263,837	233,752	230,178	304,468	115,233	184,889
396,492	263,160	311,822	315,842	263,837	237,397	216,713	236,248	258,916	271,624
9,036,139	11,356,444	15,361,580	12,581,618	11,079,438	7,272,752	7,764,124	11,639,933	12,483,102	10,988,636
4,876	6,029	4,526	4,448	10,804	38,515	35,935	30,889	37,950	33,142
213,121	403,526	755,584	773,026	1,286,109	82,544	171,221	186,919	182,636	229,450
826,282	1,081,743	1,254,220	1,494,607	1,817,433	728,336	926,102	2,344,648	2,722,423	2,802,767
109,020	87,934	89,825	71,827	53,365	3,640	5,616	6,843	34,417	8,886
131,334,650	138,499,819	162,116,925	187,891,668	176,705,352	22,065	54,180	100,791	56,578	25,867
					208,344,475	190,878,983	227,297,477	229,211,493	188,473,064
					Totals, British Possessions.				
					<i>Foreign Countries.</i>				
146	1,236	3,523	4,429	740	125,516	178,816	255,359	18,532	...
668	190	42,963	67,783	82,476	4,001	6,030	53,781	85,064	330,860
24,494	55,151	42,963	4,868,501	4,721,577	10,781,642	15,635,963	23,380,771	51,134	85,011
3,134,006	2,686,322	1,426,817	28,538	109,919	1,231,432	1,289,725	3,172,128	27,818,292	18,098,318
30,125	6,730	25	101,071	138,418	1,607,714	2,208,411	1,084,215	3,490	5,377
50,846	70,547	175,701	395,553	337,562				2,677,285	2,164,552
370,397	337,498	283,912	395,553	337,562				2,026,680	1,363,957

9-10 EDWARD VII., A. 1910

AUSTRALIAN COMMONWEALTH

TOTAL Quantities and Values of the Principal Articles of Merchandise Imported during the Years ended December 31, 1904 to 1908, inclusive.

ARTICLES.	1904.		1905.		1906.		1907.		1908.	
	Quantity.	Value.	Quantity.	Value.	Quantity.	Value.	Quantity.	Value.	Quantity.	Value.
Acids.....		289,712		288,866		306,824		279,936		408,362
Ale and beer.....	2,242,447	1,723,408	2,241,404	1,708,828	2,407,334	1,871,306	2,591,121	1,998,662	2,592,140	2,008,886
Alkalies (soda).....	225,414	438,083	270,739	523,030	324,940	693,475	308,218	574,705		519,200
Animals, living.....		329,789		419,136		578,680		538,630		523,426
Apparel and textiles—										
Cosies, cushions, &c.		1,621,719		1,516,268		1,730,785		2,083,736		1,535,901
Gloves.....		979,782		1,043,633		1,132,371		1,373,446		1,242,733
Price goods—										
Cotton and linen.....		13,220,689		13,644,897		16,106,808		17,649,786		15,958,515
Silk.....		3,348,145		3,557,251		3,429,559		4,398,727		4,073,580
Velvets, velveteens.....		2,805,336		2,811,395		2,807,415		4,136,958		4,748,645
Woollen.....		8,569,582		8,968,948		9,436,948		11,148,784		9,444,969
Socks and stockings.....		1,901,996		2,655,120		2,248,828		2,534,253		2,435,275
Sewing cottons, silks, &c.		1,338,747		1,316,660		1,582,065		1,760,594		1,713,431
Arms, ammunition and explosives		3,625,934		3,363,017		3,855,617		3,218,103		3,808,247
Articles for the Commonwealth.		963,347		1,219,796		1,172,168		635,372		999,798
Bags and sacks.....		2,476,977		4,181,298		5,480,460		5,417,558		4,800,074
Blanking and dressing.....		296,305		274,343		310,790		406,858		262,473
Blankets and blanketing.....		280,901		281,775		290,396		264,192		303,339
Books and periodicals.....		2,211,360		2,167,058		2,203,076		2,267,823		2,301,281
Boots and shoes.....		1,524,201		1,296,933		1,407,006		1,468,448		1,847,210
Minor articles for.....		247,767		246,900		259,763		285,984		271,876
Brushware.....		606,296		649,783		709,306		808,591		514,514
Candles.....	3,444,755	346,278	3,211,661	268,347	1,857,375	180,052	1,785,507	179,648	807,749	93,113
Canvas, duck and hessians.....		926,404		953,924		1,190,688		1,805,737		1,661,640
Carpets and carpeting.....		657,453		602,104		603,865		728,102		593,626
Centiment.....	561,237	277,380	700,245	315,510	743,928	349,256	513,326	248,288	915,033	439,367
China ware, earthenware, &c.		1,120,813		1,085,991		1,386,425		1,711,514		1,649,359
Clocks and watches.....		767,240		680,632		782,778		1,079,341		883,270
Cocoa and chocolate.....		849,545		998,284		1,166,428		1,430,955		890,931
Coffee, including chicory.....		2,923,265		3,506,127		4,033,870		4,620,320		2,772,616
		1,694,643		2,084,357		314,571		356,322		1,711,114

SESSIONAL PAPER No. 10f

Confectionery including liquor-ice.....	Lbs.	3,192,923	557,146	3,019,189	536,832	3,792,721	639,093	4,141,911	799,764	4,647,232	1,109,283
Cordage and twines—											
Metal.....	Cwt.	34,647	293,378	36,532	304,745	46,782	129,687	51,132	478,627	59,286	515,599
Other, N.E.S.....			946,138		655,102		699,135		1,099,833		1,303,234
Cork and mfrs. of.....			213,237		281,090		327,560		415,807		423,444
Cutlery.....			615,945			618,032	682,632		808,440		830,409
Drugs, dyes, chemicals and medicines.....			4,190,034			4,570,058	4,946,339		5,581,769		5,425,588
Electrical materials.....			921,971		1,001,200	1,258,126	1,538,153		1,653,153		1,793,113
Fancy goods.....			1,288,158		1,297,308	1,297,308	1,361,523		1,656,329		1,566,322
Fibre—Flax, hemp, &c.....	Cwt.	96,970	748,562	91,193	678,914	101,770	874,447		1,028,355	127,056	843,821
Fish—Preserved in tins.....	Lbs.	13,635,235	1,332,085	15,366,912	1,539,176	17,159,219	1,656,540	14,286,228	1,539,423	16,211,930	1,951,410
Other, N.E.S.....			127,097		139,084	119,129	119,129		363,768		526,121
Floor cloths.....			1,524,970		1,409,377		1,556,817		2,009,475		1,458,006
Fruits and vegetables											
Dried fruits.....	Lbs.	14,267,310	521,303	17,285,240	653,000	15,659,620	670,296	13,250,392	655,715	10,351,443	484,321
Fresh.....			151,533		138,916		402,254		402,406		523,371
Other, N.E.S.....			123,418		137,006		173,545		147,431		216,980
Furniture.....			1,099,074		1,065,815		1,189,194		1,418,989		1,104,429
Glass and glassware.....			1,301,435		1,298,130		1,499,167		1,878,246		1,790,997
Gold—Ore and concentrates.....	Cwt.	68,318		21,317	103,723	27,616	93,128	30,976	136,589	14,035	42,851
Grain and pulse—											
Barley.....	Ontl.	123,453	189,858	62,125	95,736	105,293	107,741	116,977	261,836	229,331	521,346
Maize.....	"	19,654	14,688	5,480	9,354	13,847	15,783	17,543	26,966	152,165	239,882
Oats.....	"	74,261	77,482	156,960	221,239	86,132	133,566	8,778	13,870	560,748	1,063,910
Wheat.....	"	371	857	135	175	417	745	1,296	2,905	85	170
Other, unprepared.....			37,979		46,087		86,948		47,547		78,144
Flour.....	Ontl.	23,279	56,516	22,228	53,431	17,528	13,041	7,473	18,571	3,561	3,923
Malt.....	"	75,800	280,179	68,285	259,135	68,973	271,141	61,366	234,875	84,544	327,132
Rice.....	"	500,185	1,251,210	512,323	1,113,280	543,720	1,209,868	582,164	1,296,440	592,439	1,347,531
Other, prepared.....			232,787		186,690		197,528		232,879		139,133
Hats and caps.....			2,082,329		2,210,557		2,433,739		2,691,290		2,040,836
Hops.....	Lbs.	913,830	266,499	1,279,362	305,446	1,412,569	296,365	1,020,898	241,868	973,814	290,740
Implements and machinery—											
Agricultural.....			2,814,690		1,759,063		1,374,950		1,955,923		1,834,962
India-rubber and mfrs. of.....			1,161,369		1,391,224		1,792,263		2,034,724		2,122,153
Instruments.....			1,408,481		1,305,896		1,613,259		2,035,025		1,612,273
Musical.....							1,244,178		1,680,806		1,667,169
Scientific.....			696,780		886,614						
Iron and steel—											
Bar, rod, girders, plate and sheet, &c.....	Cwt.	1,399,783	2,693,505	1,482,334	2,847,102	1,878,851	3,916,932	2,261,694	5,290,286	2,376,015	4,817,411
Galvanized.....											
sheet.....	"	1,027,859	4,316,052	1,112,467	4,392,128	1,245,211	5,203,313	1,502,796	6,599,186	1,253,624	5,490,700
Pig and scrap.....	"	883,397	696,911	940,757	693,363	1,220,236	984,507	1,276,666	1,125,881	820,834	729,406
Jams and jellies.....	Lbs.	384,159	53,380	317,182	34,115	379,129	40,281	297,634	33,997	280,525	33,570
Jewellery and precious stones.....			2,174,791		2,659,539		2,512,600		2,809,039		2,127,507
Lamps and lampware.....			392,998		414,270		492,940		739,523		552,941
Leather.....			2,025,482		1,759,631		2,507,658		2,606,494		2,152,151

9-10 EDWARD VII., A. 1910

AUSTRALIAN COMMONWEALTH.

TOTAL Quantities and Values of the Principal Articles of Merchandise Imported, &c.—*Concluded.*

ARTICLES.	1904.		1905.		1906.		1907.		1908.	
	Quantity.	Value.	Quantity.	Value.	Quantity.	Value.	Quantity.	Value.	Quantity.	Value.
Machines and machinery, including machine tools.	1,710,028	8,494,649		8,447,847		9,822,354		13,433,027		12,591,884
Manures. Cwt.		1,396,850		1,579,505		1,898,010		1,781,677		9,106,556
Machines and vestas.		616,349		780,924		635,124		759,536		882,491
Metals, mfrs. of—										
Pipes and tubes.		1,100,046		1,258,900		1,717,062		2,338,950		2,357,481
Wire and wire netting.		2,551,943		3,851,753		5,656,638		6,375,752		5,851,473
Milk, preserved. Lbs.	11,196,956	959,969	10,943,788	956,158	10,072,265	921,338	9,279,091	829,659	9,145,306	876,944
Oils—Kerosene. Galls.	14,791,319	2,092,506	16,416,734	2,138,607	15,473,570	1,957,208	19,273,955	2,433,094	16,637,877	2,294,745
Linseed. "	1,142,912	526,316	883,173	390,477	1,032,118	512,504	950,281	534,758	1,230,027	2,686,414
Other.		1,435,360		1,391,295		1,675,136		2,139,231		2,150,526
Opium. Lbs.	35,236	251,388	48,769	352,833	2,319	12,011		13,967		11,358
Paints and colours.		1,265,211		1,427,763		1,425,505		1,778,591		1,745,533
Paper—Printing.		2,297,331		2,312,786		2,129,522		2,477,113		3,124,137
Other.		2,384,151		2,407,248		2,709,911		3,285,550		3,835,632
Paper hanging.		258,240		265,422		218,718		240,388		273,511
Photographic goods.		160,113		133,593		174,888		204,561		218,290
Pickles, sauces, &c.		384,340		462,391		480,827		560,411		524,140
Pipes, smoking.		372,504		376,032		429,503		591,757		789,101
Plated ware.		702,163		748,299		832,234		1,043,856		838,984
Potatoes. Cwt.	52,032	39,838	8,554	15,481	5,904	10,731	2,993	4,774	2,577	5,411
Provisions—										
Butter. Lbs.	43,873	7,961	592,201	124,143	70,143	15,247	20,885	4,429	40,874	11,524
Cheese. "	375,642	60,099	384,718	60,804	304,351	56,127	299,711	60,206	566,808	99,440
Eggs. Doz.	249,379	21,593	84,517	9,456	83,925	10,629	60,114	8,716	31,247	4,166
Lard. Lbs.	89,652	8,448	45,702	4,497	64,561	6,297	36,625	4,770	313,060	37,380
Meats.		472,718		324,178		346,365		290,963		321,886
Railway materials.		895,641		1,002,976		1,656,788		3,000,797		3,858,916
Rugs and rugging.		137,710		239,165		268,844		340,418		314,371
Salt. Cwt.	355,599	107,455	492,757	138,169	326,012	88,262	409,852	105,660	390,535	106,098
Seeds.		441,816		498,264		578,067		442,643		604,055
Skins—Hides. No.	62,401	349,037	99,066	528,700	149,502	87,537	183,678	1,073,460	183,362	994,542
Soap. Lbs.	1,880,677	391,674	2,152,157	380,418	2,038,603	386,812	2,303,313	503,164	1,965,668	375,487

SESSIONAL PAPER No. 10f

Spices.....	Lbs.	2,172,381	298,268	2,401,066	287,196	2,451,940	325,921	2,869,246	346,365	277,357
Spirits and wines—											
Brandy.....	Galls.	268,306	631,036	258,501	642,930	282,858	698,668	243,355	717,507	270,436	796,311
Gin.....	"	440,739	529,097	471,371	586,818	459,400	573,060	477,044	587,889	514,028	633,785
Whiskey.....	"	1,400,599	2,037,515	1,614,401	2,499,097	1,623,082	2,384,467	1,827,312	2,822,905	1,858,097	2,804,754
Other spirits.....	"	242,757	697,189	279,702	624,797	368,413	708,192	501,045	835,088	403,006	782,097
Wines.....	"	109,726	471,434	113,291	486,589	115,304	516,514	116,531	586,005	124,184	646,376
Stationery.....	"	1,140,119	1,137,189	1,533,735	1,652,725	1,419,334
Stone.....	"	382,651	293,315	315,131	468,222	418,601
Sugar, molasses, &c.											
Sugar, produce of cane.....	Cwt.	760,702	2,020,250	498,670	1,343,965	839,519	2,140,924	123,351	375,983	391,048	1,194,742
Other, N. E. S.....	"	51,190	116,771	51,579	122,164	57,350	106,595	64,231	189,338	33,199	136,852
Tea.....	Lbs.	28,688,974	4,231,313	28,363,903	4,078,417	29,478,614	4,289,090	35,174,152	5,609,937	29,873,772	4,734,079
Timber—Dressed.....	Sup. ft.	54,456,327	1,923,068	38,151,816	1,288,903	49,209,222	1,515,275	62,431,784	1,892,811	45,203,997	1,467,412
Undressed.....	"	194,208,236	4,265,531	163,976,501	3,651,392	201,568,404	4,639,744	220,031,028	5,734,002	207,047,561	7,132,513
Doors.....	No.	29,876	60,415	8,799	15,559	3,343	6,682	975	2,132	386	1,221
Other.....	"	322,811	262,551	262,551	398,318	385,853	619,195
Tin plates (plain).....	Boxes.	256,978	856,294	288,596	1,046,387	323,533	1,257,451	271,513	1,210,724	1,385,262
Tobacco and mfrs. of—											
Cigars.....	Lbs.	251,189	471,950	280,614	529,153	346,337	648,284	301,933	551,009	379,519	797,047
Cigarettes.....	"	168,993	263,233	202,778	313,335	160,811	270,338	149,176	239,761	109,315	181,862
Manufactured, other, in- cluding snuff.....	"	2,182,002	758,859	2,054,589	773,352	1,932,978	715,147	2,191,901	803,151	1,386,377	538,779
Unmanufactured.....	"	6,629,793	1,144,577	5,371,534	988,475	7,538,329	1,387,516	10,169,916	2,074,908	12,886,746	2,270,105
Tools of trade.....	"	1,327,305	1,351,117	1,660,979	2,326,865	2,617,371
Varnishes.....	Galls.	156,048	292,988	147,628	278,514	156,815	301,865	201,890	385,464	188,246	351,777
Vehicles.....	"	2,219,857	1,933,331	2,235,379	3,380,338	3,444,991
Wicker wood, &c., manufactures.	"	586,954	645,242	608,114	857,496	1,083,023
All other articles.....	"	24,363,593	26,092,438	31,016,464	37,576,750	29,635,348
Totals (mdse).....											
Coin and bullion.....		174,309,370	179,075,989	206,339,800	243,210,855	236,502,703
.....		5,858,727	7,544,769	11,343,795	8,926,439	5,793,046
Total imports.....		180,168,097	186,620,758	217,683,595	252,137,294	242,295,749

9-10 EDWARD VII., A. 1910

AUSTRALIAN COMMONWEALTH.

Total Quantities and Values of the Principal Articles of Merchandise Exported (Home Produce) during the Years ended December 31, 1904 to 1908, inclusive.

ARTICLES.	1904.			1905.			1906.			1907.			1908.		
	Quantity.	Value.		Quantity.	Value.	%	Quantity.	Value.	%	Quantity.	Value.	%	Quantity.	Value.	%
Animals, living—															
Horses.....	13,097	1,089,111	No.	20,797	1,750,905		10,764	1,240,274		12,591	1,334,922		9,065	1,090,513	
Other, N.E.S.....		105,130			212,001			292,953			292,907			193,007	
Applars and textiles.....		79,618			78,080			104,711			136,692			157,947	
Bark for tanning.....	251,986	457,111	Cwt.	510,278	923,292		131,806	790,605		358,167	644,064		257,591	492,044	
Biscuits.....	2,458,731	152,900	Lbs.	2,745,146	178,378		3,123,091	229,684		4,096,989	252,475		4,053,156	228,339	
Bones, hoofs and horns.....	24,251	127,628	Cwt.	31,068	143,153			137,875			131,654			111,211	
Books and periodicals.....		86,802			95,907			104,137			115,292			182,865	
Coal.....	1,611,332	3,827,585	Tons.	2,025,778	4,193,508		2,061,801	4,350,810		2,647,557	6,322,652		2,560,812	6,564,773	
Copper, bars, strips, &c.....															
Copper and copper matte.....	541,309	7,545,771	Cwt.	633,890	10,139,816		747,135	14,641,698		854,323	16,796,356		733,195	10,363,659	
Copper ore.....	90,098	489,426	"	17,380	95,274		33,476	166,386		157,067	752,318		103,694	331,979	
Drugs and chemicals.....		215,832			276,217			373,448			355,369			232,763	
Fodder.....	842,181	693,363	Cwt.	380,696	304,672		212,725	145,377		191,171	146,808		71,434	88,281	
Fruits and vegetables—															
Fruits, dried.....	1,409,873	72,440	Lbs.	228,853	19,749		60,961	6,166		4,880,168	347,996		2,203,306	161,140	
" fresh.....		1,273,665			997,107			831,635			1,276,575			1,271,615	
Other, N.E.S.....	5,964,082	360,887	Lbs.	279,171	13,587		561,764	29,041		1,165,936	67,364		1,682,378	78,163	
Grain and pulse—		54,668			119,282			80,455			150,380			165,943	
Oats.....	684,377	561,503	Cntrs.	351,164	403,495		60,343	88,296		212,962	292,312		15,764	31,901	
Wheat.....	19,842,992	25,504,204	"	14,788,969	20,314,089		18,157,401	23,913,817		17,270,478	23,368,380		9,016,433	15,036,009	
Other, unprepared.....		367,910			177,240			58,877			133,386			20,459	
Flour.....	2,062,880	3,858,157	Cntrs.	3,084,377	5,649,290		3,377,490	5,921,789		3,268,735	6,308,425		2,336,048	5,034,636	
Other, prepared.....		169,535			220,139			177,434			219,482			172,927	
Hair.....	345,820	89,664	Lbs.	458,236	129,322		111,898	161,048		425,855	135,629		339,156	108,575	
Hay and chaff.....	193,663	137,089	Cwt.	139,270	104,215		63,599	47,810		109,802	98,204		43,010	62,829	
Implement and machinery—															
Agricultural.....		112,434			173,165			240,043			173,477			381,800	
Clothes and janus.....	1,478,114	102,175	Lbs.	1,759,422	122,206		1,574,703	116,172		1,633,858	118,917		1,708,455	126,635	
Jewellery and precious stones.....		376,202			752,269			708,450			636,405			673,391	

SESSIONAL PAPER No. 10f

Lead—Pig and matte..... Cwt.	1,629,292	4,243,733	1,302,128	3,889,104	1,031,605	4,086,365	1,773,181	7,538,573	2,132,038	6,552,907
Sheet and piping..... "	20,552	78,431	34,629	144,263	20,265	100,915	21,721	120,231	20,161	83,858
Leather.....		1,973,686		2,569,615		2,709,010		2,561,059		2,593,003
Machines and machinery.....		110,911		121,423		139,494		182,500		278,515
Marures..... Cwt.	217,032	312,950	274,714	325,683	277,628	339,722	396,833	513,802	509,397	323,809
Metals, mfrs. of.....		189,451		213,875		210,399		285,619		306,807
Oil—Coconut..... Cwt.	124,865	684,253	91,283	547,018	108,319	736,288	119,276	952,971	79,211	512,844
Other, N. E.S.....		177,994		182,397		204,415		263,963		220,363
Ores, N. E.S..... Cwt.	137,657	867,697	67,356	907,339	152,160	1,050,908	148,916	1,713,426	115,435	737,292
Pearl shell..... "	42,171	1,190,771	47,618	1,230,756	353,632	1,032,911	41,244	1,226,707	40,746	1,221,051
Potatoes..... "	88,967	59,373	79,411	110,929	237,045	418,373	356,841	260,113	67,481	90,236
Provisions—										
Butter..... Lbs.	61,788,542	11,975,231	55,904,151	11,347,096	75,765,536	15,759,746	66,082,383	14,066,801	51,193,311	11,614,534
Cheese..... "	507,313	53,620	172,896	22,887	246,631	32,422	491,209	61,367	131,001	20,951
Eggs..... Doz.	21,194	1,988	21,293	5,538	37,900	8,322	88,615	16,639	17,113	3,226
Lard..... Lbs.	862,828	66,992	1,062,966	78,150	550,021	40,617	458,050	11,595	511,016	52,968
Meats—										
Bacon and hams..... Lbs.	369,083	58,731	184,616	72,728	530,450	89,420	415,251	81,427	389,718	88,856
Beef, frozen..... "	37,090,945	2,153,193	43,525,086	2,150,702	11,561,252	2,114,318	52,050,592	2,801,865	40,711,516	2,197,548
Mutton, frozen..... "	17,863,532	3,199,137	86,858,341	5,411,582	90,692,385	5,329,284	109,227,757	6,703,812	91,607,614	5,932,987
Other meats, frozen.....		1,175,163		2,290,912		2,802,173		2,551,783		1,818,322
Preserved in tins..... Lbs.	15,702,031	1,214,175	13,454,515	1,227,815	9,060,903	865,502	8,298,711	735,188	12,383,939	1,614,482
Other meats, N. E.S.....		99,241		161,110		133,507		216,512		251,020
Sandalwood..... Cwt.	90,200	123,695	110,127	188,904	175,965	345,324	184,412	322,353	192,168	377,011
Sausage casings.....		119,048		148,813		208,853		415,038		316,949
Shale, kerosene.....		92,365		137,716		91,000		65,923		174,061
Silver—Ore..... Tons.	8,073	92,365	11,632	137,716	7,580	2,435,903	907,790	2,400,575	1,137,746	2,423,381
Silver-lead bullion..... Cwt.	2,235,385	2,744,922	581,651	1,190,777	1,010,707	3,806,902				
Skins..... No.	730,135	362,167	733,008	3,750,365	781,428	820,004	215,971	1,019,056	402,300	1,409,449
Hides..... "	398,426	467,643	166,189	875,250	151,046	3,232,590	1,317,980	1,837,093	7,364,519	4,497,424
Rabbit and hare..... Lbs.	6,750,005	1,018,730	8,227,885	1,447,628	11,828,551	7,856,746	9,924,845	8,993,054	9,038,234	6,133,051
Sheep..... No.	4,424,774	4,100,455	7,429,143	6,503,438	7,946,747	2,227,342	1,691,780	1,691,780		1,640,651
Other, N. E.S.....		908,894		1,454,047		2,227,342		231,692		260,878
Soap..... Lbs.	3,323,341	151,615	3,857,878	186,704	4,705,802	222,517	4,739,285	5,526,540		661,828
Spirits..... Cwts.	75,971	60,512	141,983	82,623	179,568	73,384	139,308	180,533	12,423	39,942
Sugar, molasses, &c..... Cwt.	23,932	83,071	12,661	44,871	10,371	40,228	21,753	67,704	3,290,421	3,820,421
Tallow.....	513,281	2,677,440	694,536	3,818,960	684,701	4,275,803	676,500	4,949,628	585,571	471,337
Timber..... Sup. ft.	125,970,250	3,879,823	154,298,343	4,780,886	152,161,083	4,682,700	112,718,568	3,590,553	113,927,590	4,763,790
Other, N. E.S.....		149,301		141,936		135,337		190,462		141,255
Tin—Ingots..... Cwt.	99,476	2,977,524	108,963	3,724,076	130,120	5,085,400	131,405	5,462,659	121,376	3,935,762
Ore.....	40,339	642,605	53,153	985,538	51,793	1,146,518	65,005	1,670,014	49,409	1,045,638
Wines..... Cwts.	780,638	487,216	931,563	511,784	714,510	446,443	976,602	586,391	471,337	87,735,926
Wool—Greasy..... Lbs.	339,219,779	63,917,713	380,392,542	75,795,477	415,353,590	83,395,580	512,756,895	111,582,987	471,832,275	23,777,219
Scoured..... "	55,911,016	19,346,913	56,775,423	29,672,140	64,889,295	24,813,829	72,318,005	29,023,919	70,915,494	10,189,378
All other articles.....		2,039,704		6,136,263		6,092,286		10,194,775		230,397,467
Totals (mdsc).....		187,075,546		213,136,865		246,813,186		287,994,510		

* Included under Lead—Pig and matte.

AUSTRALIAN COMMONWEALTH.

TOTAL Quantities and Values of the Principal Articles of Merchandise Exported (Home Produce) during the Years ended December 31, 1904 to 1908, inclusive.—*Concluded.*

Articles.	1904.		1905.		1906.		1907.		1908.	
	Quantity.	Value.	Quantity.	Value.	Quantity.	Value.	Quantity.	Value.	Quantity.	Value.
		£		£		£		£		£
Coin and bullion—										
Bullion—Gold.....Ozs.	1,607,052	27,077,476	1,423,609	25,537,036	1,313,343	24,117,252	1,105,852	19,642,192	1,049,116	18,927,308
Silver.....	7,329,302	4,125,604	6,691,520	3,976,747	6,164,546	3,784,700	9,464,025	5,800,614	10,462,652	5,198,616
Coin.....		49,291,585		20,711,088		17,914,249		26,336,317		47,788,003
Total exports, home produce.		268,170,211		263,421,756		322,659,387		339,773,633		302,311,994
" foreign "		11,610,640		13,204,614		16,731,060		14,637,702		10,668,487
Total exports.....		279,780,851		276,626,370		339,390,447		354,411,335		312,980,481
<i>Recapitulation.</i>										
Foreign produce—Merchandise.....		5,638,904		6,084,671		6,388,921		7,457,062		7,437,886
Coin and bullion.....		5,971,736		7,119,943		10,312,139		7,180,640		5,230,601
Totals.....		11,610,640		13,204,614		16,731,060		14,637,702		10,668,487

SESSIONAL PAPER No. 10f

BAHAMAS.

VALUE of the Total Imports and Exports from and to each Principal Country during the Years ended December 31, 1904 to 1908, inclusive. (*Including Coin and Bullion.*)

IMPORTS.					COUNTRIES.		EXPORTS.				
1904.	1905.	1906.	1907.	1908.			1904.	1905.	1906.	1907.	1908.
§	§	§	§	§			§	§	§	§	§
306,254	374,626	306,843	455,671	455,218	<i>British Empire.</i>		81,969	64,230	80,294	135,819	148,715
11,967	19,228	14,843	40,808	39,673	United Kingdom.....		1,285	12,498	9,821	31,843	2,088
27,964	21,277	18,922	49,819	32,291	Canada.....		2,497	1,849	5,266	2,170	492
		6,949			British West Indies.....			365			
					Other British Possessions.....						
346,215	415,126	347,557	546,298	527,182	Totals, British Empire.....		85,751	78,942	95,381	169,832	151,295
					<i>Foreign Countries.</i>						
8,410	2,443	2,263	1,300	4,375	Cuba.....			550	21,992	22,839	1,158
3,399			1,197	229	France.....			58,643	104,278	98,209	45,328
3,882	5,130	20,790	599	2,278	Germany.....			97,997	127,716	142,491	62,517
3,227	282	628	1,275	6,107	Hayti.....			200	608	316	20
12,838	9,652	12,298	21,301	16,563	Holland.....			70,659	60,210	64,074	8,079
15			165	20	Italy.....			608	682	2,375	3,412
					Russia.....			3,242	458		277
1,070,360	1,068,939	1,218,068	1,233,052	1,234,293	United States.....			774,653	608,442	659,260	620,616
1,727		89	9,773	7,198	Other Foreign Countries.....				268		614
1,100,358	1,086,455	1,254,136	1,263,662	1,271,003	Totals, Foreign Countries.....			1,005,862	984,654	989,564	742,021
346,215	415,126	347,557	546,298	527,182	Totals, British Empire.....			78,942	46,381	169,832	151,295
1,446,573	1,501,581	1,601,693	1,814,960	1,798,185	Grand totals.....			1,084,804	1,080,035	1,159,396	893,316

BAHAMAS.

TOTAL Quantities and Values of the Principal Articles of Merchandise Imported during the Years ended December 31, 1901 to 1908, inclusive.

ARTICLES.	1904.			1905.			1906.			1907.			1908.		
	Quantity.	Value.		Quantity.	Value.	%	Quantity.	Value.	%	Quantity.	Value.	%	Quantity.	Value.	%
Ale, beer and porter Galls.	10,675	7,845		10,916	9,723	13,159	22,517	10,711	21,752	11,149					
Animals, living		13,008			11,354	8,434			12,611	14,016					
Beans and peas Bush.	1,343	2,740		1,605	3,441	2,467			5,553	5,047					
Bricks No.						127			954	507,745					
Butter Lbs.	119,151	29,253		126,400	30,428	32,490			35,357	33,390					
Cheese "	37,862	5,377		39,876	5,377	6,531			7,313	47,646					
Coal Tons.	1,773	9,178		1,890	9,052	2,088			3,260	2,664					
Coffee Lbs.	129,399	9,582		113,373	10,565	14,434			12,337	14,025					
Corn Bush.	7,353	5,395		9,112	6,097	5,696			9,321	13,587					
Cornmeal and honey Brls.	11,381	40,578		15,218	59,271	4,112			7,513	7,981					
Cotton, woollen, linen and silk goods		232,519			255,440	34,451			70,221	69,358					
Earthenware and glassware		193,654			199,708	247,839			310,537	277,711					
Electrical appliances		155,017			189,965	4,088			3,577	48,768					
Flour Brls.	45,099	30,212		40,190	62,894	173,117			50,810	200,263					
Hardware, tinware, &c.		25,487			23,087	70,586				81,501					
Lard Lbs.	334,504	32,821		379,712	365,131	22,211			34,703	31,643					
Lumber Ft.	1,414,114	32,821		1,612,869	39,235	22,469			1,142,124	21,525					
Machinery		13,349			31,351	23,772			53,660	144,048					
Manures Brls.	5,465	16,615		1,473	6,287	4,468			1,453	6,541					
Meats, poultry and game, fresh Lbs.	69,500	12,794		207,082	19,691	23,291			20,342	25,292					
" " salted "	681,243	61,757		538,498	46,131	51,098			794,953	63,201					
" " fruits, etc., preserved		85,091			79,589	126,854			107,193	102,716					
Musical instruments		3,738			4,258	3,850			7,800	4,502					
Oats and bran Bush.	17,516	12,653		22,171	14,829	25,312			23,564	23,686					
Onions Galls.	129,396	27,662		138,356	23,618	16,970			28,328	31,023					
Potatoes and onions Brls.	2,247	8,288		2,472	7,358	6,501			10,927	30,475					
Railroad stock									13,514	30,475					
Rope and canvas		90,058			28,450	34,801			34,806	53,048					
Rice Lbs.	2,123,063	17,260		2,048,521	48,818	48,802			65,291	53,436					
Shingles No.	1,344,970	8,847		922,350	6,093	7,290			1,193,650	6,063					

SESSIONAL PAPER No. 10f

Soap, common	Lbs.	206,403	9,295	232,983	8,551	222,653	8,166	245,965	16,668	267,179	14,011
Spirits and wines	Lbs.	1,738,757	40,096	1,641,245	37,200	1,804,092	38,709	2,073,382	57,981	2,131,363	49,723
Sugar	Lbs.	51,056	54,312	69,836	62,857	1,713,262	57,383
Tobacco	26,250	30,679	20,989	31,049	34,869
All other articles	70,715	55,246	74,963	113,227	91,587
Totals (indsc.)	1,379,657	1,420,839	1,525,145	1,789,717	1,786,681
Coin and bullion	66,916	80,742	76,548	25,243	11,504
Total imports	1,446,573	1,501,581	1,601,693	1,814,960	1,798,185

BAHAMAS.

TOTAL Quantities and Values of the Principal Articles of Merchandise Exported during the Years ended December 31, 1904 to 1908, inclusive.

ARTICLES.	1904.		1905.		1906.		1907.		1908.	
	Quantity.	Value.	Quantity.	Value.	Quantity.	Value.	Quantity.	Value.	Quantity.	Value.
Bahamas hemp.	2,218,825	143,844	3,040,045	182,606	3,867,034	195,347	4,306,082	227,122	5,281,449	207,451
Bark.	132,839	10,774	4,933	6,190	93,465	6,341	154,883	10,215	133,156	10,556
Grape fruit.	231,996	6,686	564,061	11,665	430,134	8,940	707,975	15,423	276,526	6,151
Guavas preserved.	91	443	66	346	190	492	90	389	96	472
Oranges.	272,955	1,645	1,706,318	6,754	567,269	3,811	1,599,860	14,634	465,059	2,005
Pineapples, fresh.	228,008	110,064	96,243	96,243	146,487	56,083	67,012	20,644	118,526	57,699
" preserved.	65,159	63,427	64,606	57,003	117,196	92,904	68,349	66,084	59,839	53,518
Salt.	54,367	5,572	40,637	2,657	96	10	7,745	414	4,900	399
Sponge.	616,865	114,590	652,282	124,027	675,272	160,658	738,915	156,760	721,771	138,787
Reef.	100,419	63,685	79,109	53,363	70,339	53,801	81,388	71,477	51,112	43,117
Velvet.	268,744	178,334	271,481	207,622	216,441	186,233	236,336	202,799	204,340	153,007
Wool.	121,370	126,494	118,047	126,494	99,747	108,959	118,079	142,846	121,449	93,615
Other.	302,191	36,514	365,209	42,092	467,003	52,584	503,959	57,319	502,881	29,662
Turtle shells.	8,796	42,018	7,923	41,498	8,720	46,730	9,942	63,753	7,273	36,466
Wood.	3,251	3,251	3,884	3,884	30,821	37,229	7,869
Yellow metal.	53,120	3,397	29,161	1,874	33,192	2,258	54,732	2,141	58,687	9,548
All other articles.	43,074	57,497	28,639	31,560	23,190
Totals (mdse).	948,688	1,021,815	1,034,001	1,120,809	873,572
Coin and bullion.	62,989	46,034	38,587	19,744
Total exports.	948,688	1,084,804	1,080,035	1,159,396	893,316

SESSIONAL PAPER No. 10f

BARBADOS.

VALUE of the Total Imports and Exports from and to each Principal Country during the Years ended December 31, 1904 to 1908, inclusive. (*Including Coin and Bullion.*)

IMPORTS.					EXPORTS.				
1904.	1905.	1906.	1907.	1908.	COUNTRIES				
£	£	£	£	£					
2,385,119	2,167,880	2,346,298	2,716,320	2,420,086	<i>British Empire.</i>				
137,169	123,170	174,124	223,876	216,114	United Kingdom.....	449,042	878,210	1,064,549	521,200
145,255	151,538	153,257	5,996	17,758	British Guiana	165,160	76,436	51,886	130,784
381,513	396,084	412,605	283,419	250,886	" India.....	576,578	697,971	689,619	656,474
335,313	382,043	421,808	496,122	738,132	" West Indies.....	980,190	1,005,521	1,191,797	1,552,428
33,337	24,357	25,457	46,988	91,488	Canada.....	236,578	338,141	223,356	248,745
4,117	7,237	12,129	11,414	1,213	Newfoundland.....	2,250	12,971	13,204	13,384
					Other British Possessions.....				10,411
3,291,823	3,252,669	3,553,728	3,784,135	3,735,707	Totals, British Empire.....	2,409,798	3,008,350	3,217,411	2,855,234
					<i>Foreign Countries.</i>				
		34,067	9,052		Argentine Republic.....		13,704	1,290	370
9,908	13,533	18,308	78,036	10,263	Brazil.....				3,066
62,288	21,680	37,191		34,066	Chile.....				
2,098	7,569	6,039	1,913	2,550	Dutch Guiana.....	3,270	540	4,550	6,058
66,600	70,060	73,078	43,396	36,884	Foreign West Indies.....	12,556	38,042	20,366	33,050
34,669	21,938	60,089	258		France.....	27,375	1,664		59,198
13,106	4,283	15,588	1,037	6,438	French Guiana.....	312,517	168,522	171,593	211,957
1,717,903	1,638,636	1,907,758	2,242,194	2,003,466	United States.....	1,396,285	1,292,280	827,898	349,129
		33,614	5,747	11,393	Uruguay.....				
5,589	43,493	1,203	22,344	125,133	Other Foreign Countries.....	28,311	31,339	13,283	20,671
					Totals, Foreign Countries.....	1,780,314	1,546,091	1,038,980	680,433
1,912,161	1,821,132	2,246,935	2,403,977	2,230,193	Totals, British Empire.....	2,409,798	3,008,350	3,217,411	2,855,234
3,291,823	3,252,669	3,553,728	3,784,135	3,735,707					
					Totals.....	4,190,112	4,554,441	4,256,391	4,285,031
5,203,984	5,073,801	5,892,663	6,188,112	5,965,900	Bunker Coal (export).....			284,043	329,429
					Grand totals.....	4,190,112	4,554,441	4,540,434	4,614,460

SESSIONAL PAPER No. 10f

Oilmeal and oilcakes.....	Lbs.	4,213,499	61,520	4,465,876	65,202	4,089,363	59,704	4,010,516	58,556	3,838,896	58,385
Paints and varnishes.....			13,558		21,176		16,790		23,359		23,302
Paper.....			27,691				22,901		30,879		33,800
Plated and giltware and jewellery.....			20,639		30,734		31,322		40,125		29,183
Provisions—Butter.....	Lbs.		78,825	292,721	71,229	290,635	70,722	350,914	99,620	364,817	110,975
" subst tates (margarine).....	"		26,252	196,167	19,890	221,596	22,465	357,954	26,153	181,273	14,379
Cheese.....	"		12,191	56,982	9,247	51,281	8,318	58,877	9,553	63,018	10,223
Lard.....	"		618,488	46,024	578,890	41,084	595,427	552,015	44,773	621,341	50,398
Meats.....	"		217,153	24,216	168,865	18,800	138,166	210,310	25,589	294,747	24,912
Beef, salted or pickled.....	"		129,122	1,220,396	99,718	1,738,125	140,170	1,457,633	118,231	1,426,338	115,690
Pork.....	"		134,043	1,020,344	93,107	1,198,792	109,389	1,092,083	99,654	1,581,506	144,312
Rice.....	"		385,658	13,511,219	394,526	10,339,214	369,496	7,998,537	233,536	10,342,755	314,592
Soap.....	"		85,979	2,035,771	82,563	2,040,286	82,743	2,066,492	83,809	2,037,546	82,634
Spirits and wines.....	"		66,921	63,249	67,092	61,611	78,484	74,392	90,919	87,271	105,587
Tobacco.....	Galls.		32,869	154,463	42,320	95,384	37,916	136,159	48,895	147,145	47,070
Wood—Lumber.....	Lbs.		126,489	4,838,127	100,530	7,027,091	202,185	6,727,408	215,406	8,038,978	268,577
Hoops, coiled or straight.....	Ft.		25,535	1,290,816	26,175	573,062	8,454	1,447,075	21,136	296,266	1,326
Shingles.....	Pcs.		50,564	16,020,530	58,175	8,567,056	31,265	13,173,800	48,083	18,934,200	69,110
Staves and shooks.....	No.		177,750	2,055,083	100,043	3,145,982	206,692	3,253,812	197,941	2,296,586	137,883
Fuel.....	"		26,965	7,430	36,159	13,493	65,666	7,409	36,036	11,695	56,915
Joiners' and cabinet-work.....	Cords		15,101		11,413		12,526		35,443		38,790
All other articles.....			520,948		521,627		554,317		515,753		524,223
Total imports (ndse).....			5,202,286		5,070,881		5,802,347		6,185,679		5,955,604
Coin and bullion.....			1,698		2,420		316		2,433		10,296
Total imports.....			5,203,984		5,073,801		5,802,663		6,188,112		5,965,900

BARBADOS.

TOTAL Quantities and Values of the Principal Articles of Merchandise Exported during the Years ended December 31, 1904 to 1908, inclusive.

ARTICLES.	1904.		1905.		1906.		1907.		1908.	
	Quantity.	Value.	Quantity.	Value.	Quantity.	Value.	Quantity.	Value.	Quantity.	Value.
Ale, beer and porter.....		\$ 29,873		\$ 24,951		\$ 29,857		\$ 30,709		\$ 25,983
Animals, living.....		40,461		34,578		32,592		35,356		43,551
Arrowroot.....	404,325	15,252	487,191	18,377	400,013	17,502	624,472	23,554	692,085	26,104
Copper, brass and pewter (old).....	51,184	5,187	103,596	10,503	171,380	17,375	199,522	20,230	89,795	9,105
Coal (includes Bunker coal).....	53	321	280	1,698	46,829	285,259	70,679	429,965	54,214	329,799
Corn and grain.....	1,269,348	19,913	1,159,717	17,489	1,107,997	17,997	1,106,132	17,106	1,387,257	23,691
Cotton, raw.....	191,861	46,686	390,252	94,939	483,473	196,707	947,588	405,860	985,256	299,679
Fish, dried, salted or smoked.....	15,379	78,586	13,087	48,938	15,932	81,414	15,258	77,866	29,478	150,633
" other.....		24,669		7,222		9,802		14,678		18,202
Flour, wheat or rye.....	38,327	186,524	16,487	80,236	14,695	71,516	18,710	93,327	19,447	97,004
Fruits and vegetables, fresh (includes bananas and tamarinds).....		52,783		69,058		45,284		69,914		82,033
Hides and skins, raw.....		9,270		26,163		25,769		81,560		17,812
Linen, cotton, woolen and silk manufactures.....		153,445		168,498		167,568		179,060		190,575
Manjack.....	501	24,391	929	45,226	782	33,657	683	33,726	430	20,945
Manures.....	287	12,147	220	10,804	1,961	74,119	1,390	41,951	389	13,033
Molasses.....	45,061	701,749	39,378	862,402	61,398	1,045,812	62,112	1,133,543	51,428	1,059,631
Oils.....		21,252		54,730		13,276		14,196		19,185
Provisions:—Butter.....	76,220	21,637	66,650	18,922	64,190	15,222	61,965	18,849	91,392	27,798
Butter substitutes (margarine).....	235,948	24,708	241,871	25,156	291,542	30,480	257,686	26,625	241,512	24,580
Meats—Beef, salted or pickled.....	673,294	61,437	363,815	33,198	506,550	46,224	628,646	57,363	430,487	52,375
Pork.....	292,574	29,662	199,234	18,182	158,493	14,463	185,992	16,970	328,902	33,346
Rice.....	3,194,245	97,158	1,954,359	59,446	1,646,510	50,082	1,677,989	51,036	2,281,454	69,394
Soap.....	608,128	27,097	738,091	29,933	676,492	27,433	724,681	29,390	833,176	33,790
Spirits and wines.....	25,189	30,217	32,712	27,730	27,747	38,188	30,358	41,765	59,464	65,364
Sugar:—Raw—										
Dry.....	4,026	121,423	1,936	113,062	1,984	77,244	2,482	108,711	890	43,313
Muscovado.....	61,079	2,021,306	45,469	2,102,185	55,879	1,631,666	55,270	1,158,622	34,942	1,360,409
Refined.....			17,250	1,222	3,559	161,248	12,080	857	5,590	395
All other articles.....		218,876		302,938		161,146		187,537		206,858
Total exports (mdse.).....		4,069,030		4,328,851		4,265,302		4,400,336		4,344,487
Coin and bullion.....		121,082		225,500		273,132		151,242		269,973
Total exports.....		4,190,112		4,554,441		4,540,434		4,551,578		4,614,460

SESSIONAL PAPER No. 10f

BERMUDA.

VALUE of the Total Imports and Exports from and to each Principal Country during the Years ended December 31, 1904 to 1908, inclusive. (*Including Coin and Bullion*).

IMPORTS.					EXPORTS.				
1904.	1905.	1906.	1907.	1908.	1904.	1905.	1906.	1907.	1908.
§	§	§	§	§	§	§	§	§	§
Returns not to hand.					Returns not to hand.				

9-10 EDWARD VII., A. 1910

BERMUDA.

TOTAL Quantities and Values of the Principal Articles of Merchandise Imported during the Years ended December 31, 1904 to 1908, inclusive.

ARTICLES.	1904.		1905.		1906.		1907.		1908.	
	Quantity.	Value.	Quantity.	Value.	Quantity.	Value.	Quantity.	Value.	Quantity.	Value.
		£		£		£		£		£
Ale and beer		142,559		110,488		73,175		73,876		
Apparel		124,898		120,781		101,197		83,935		
Bedding materials		81,371		67,330		25,511		20,016		
Butter	Cwt.	90,038	3,454	96,467	3,205	82,782	2,489	77,628		
Cheese	"	2,171	1,907	24,334	1,250	20,795		20,824		
Coal	Tons.	29,439	6,470	32,607	9,188	33,415	11,247	39,186		
Cotton goods		156,857		148,171		128,815		101,367		
Flour and meal		145,027		141,299		89,323		106,969		
Grain—										
Corn	Bush.	27,370	41,022	25,185	41,528	24,343	39,914	26,654		
Oats	"	54,172	292,233	56,278	171,155	50,891	131,152	57,086		
Groceries		43,688		37,897		36,310		29,633		
Hardware and cutlery		49,679		42,199		30,426		34,329		
Leatherwares		93,854		76,811		63,515		62,985		
Live stock										
Oxen and cows	No.	129,998	1,874	137,907	1,420	112,230	861	78,743		
Lumber		47,416		50,506		29,293		23,924		
Oil, kerosene	Galls.	48,107	330,333	38,792	258,349	31,015	343,101	23,395		
Provisions (includes canned fruits, meats and preserves)		183,536		160,902		130,679		129,034		
Spirits (includes cordials)		48,438		42,325		23,963		38,533		
Sugar of all kinds	Cwt.	53,777	20,387	74,655	41,055	41,055		53,820		
Tea	Lbs.	23,540	98,489	20,995	81,500	15,909	81,552	15,423		
Tobacco—										
Cigars and cigarettes		52,813		47,255		26,256		21,977		
Other kinds	Lbs.	11,597	43,444	11,695	64,098	16,396	39,097	12,147		
Wines		21,121		15,364		10,799		14,264		
Woollen goods				44,695		38,661		45,133		
All other articles		1,126,901		963,575		791,035		801,522		
Totals (mdisc.)		2,871,230		2,595,013		1,927,789		1,998,233		
Coin and bullion		206,498		48,667		26,767		48,666		
Total imports		3,077,728		2,643,680		1,954,556		2,046,899		

Returns not to hand.

Returns not to hand.

BERMUDA.

TOTAL Quantities and Values of the Principal Articles of Merchandise Exported during the Years ended December 31, 1904 to 1908, inclusive.

ARTICLES.	1904.		1905.		1906.		1907.		1908.	
	Quantity.	Value.	Quantity.	Value.	Quantity.	Value.	Quantity.	Value.	Quantity.	Value.
Arrowroot	292									
Bulbs, lily		6,804	113	4,137						
Vegetables—		13,683		35,352	181	6,035				
Onions		360,922		303,996		43,119				
Potatoes		125,001		121,589			59	2,516		
Other kinds		17,790		25,421				140,471		
All other articles		78,440		72,118				53,811		
						217,910		307,520		
						74,368		130,471		
						29,584		53,811		
						219,285		84,591		
Totals, (induse).		634,150		506,617		390,301		635,687		
Coin and bullion		136,160		204,366		194,998		48,555		
Total exports.		770,310		770,983		785,299		684,242		

BRITISH EAST AFRICA PROTECTORATE.

VALUE of the Total Imports and Exports from and to each Principal Country during the Years ended March 31, 1905 to 1909, inclusive.

IMPORTS.					COUNTRIES.					EXPORTS.				
1904-5.	1905-6.	1906-7.	1907-8.	1908-9.	<i>British Empire.</i>					1904-5.	1905-6.	1906-7.	1907-8.	1908-9.
£	£	£	£	£	<i>British Empire.</i>					£	£	£	£	£
865,355	1,109,336	1,157,956	1,604,875	1,457,557	United Kingdom.					179,259	188,807	284,040	511,886	470,533
7,533	73,010	2,078	10,409	224	Aden.					10,415	14,459			
697,850	846,191	848,186	892,722	943,573	Australia.					29,594	57,436	69,301	93,980	93,580
16,834	11,130	29,141	19,165	16,853	British India.						302			
	4,750	3,124	14,795	7,971	Ceylon.									
	9,636	17,739	28,343	43,712	Mauritius.									
6,940	9,636	17,739	28,343	43,712	South African Colonies (British).					10,989	15,749	13,189	628	2,594
3,416	13,787	10,050	28,937	12,736	Uganda Protectorate.					148,657	115,719	139,970	195,532	177,313
4,157	7,102	5,691	7,173	12,453	Zanzibar.									
			3,743	8,300	Other British Possessions.									
1,542,085	2,080,962	2,373,965	2,610,163	2,503,379	Totals, British Empire.					378,914	392,472	506,460	802,026	744,021
					<i>Foreign Countries.</i>									
50,798	125,161	111,441	108,302	93,945	Austria-Hungary.					30,022	50,871	71,739	62,843	10,546
12,420	13,135	12,064	16,148	12,984	Belgium.					5,840	92,549	27,925	145,864	167,174
42,427	55,621	62,493	91,385	75,983	France.					102,293	121,131	272,188	300,833	323,945
262,946	235,128	265,516	310,050	294,443	Germany.					108,736	121,644	283,936	401,829	227,813
51,514	53,392	52,677	39,274	51,041	German East Africa.					2,448	11,217	14,507	13,995	14,512
166,376	177,249	190,700	239,162	233,493	Holland.					253	1,971	16,741	43,805	24,031
27,889	31,020	28,504	45,936	24,265	Italy.					3,450	2,107	33,561	20,707	19,048
36,563	64,746	76,017	26,178	21,130	Norway and Sweden.					28,100	61,276	124,411	163,348	84,290
59,407	85,429	76,811	107,324	107,543	Other African and Asiatic ports.					156	11,427	19,082	24,489	48,597
16,084	33,186	55,363	66,006	49,475	Other European Countries.					29	29	570		
70,162	57,917	25,555	22,012	55,626	Russia.						1,022			
24,498	29,896	47,451	56,667	44,228	Switzerland.									
158,958	229,280	288,692	153,348	311,967	United States.					384,033	510,836	669,056	487,819	331,327
					Totals, Foreign Countries.					665,360	1,146,080	1,533,716	1,605,562	1,251,283
979,542	1,191,190	1,293,754	1,281,792	1,376,123	Totals, British Empire.					378,914	392,472	506,460	802,026	744,021
1,512,985	2,080,962	2,373,965	2,610,163	2,503,379	Grand totals.					1,044,274	1,538,552	2,040,176	2,407,588	1,995,304
2,521,627	3,272,152	3,667,749	3,891,955	3,879,502										

SESSIONAL PAPER No. 10f

BRITISH EAST AFRICA PROTECTORATE.
 Total Quantities and Values of the Principal Articles of Merchandise Imported during the Years ended March 31, 1905 to 1909,
 inclusive.

ARTICLES.	1904-5.		1905-6.		1906-7.		1907-8.		1908-9.	
	Quantity.	Value. \$	Quantity.	Value. \$	Quantity.	Value. \$	Quantity.	Value. \$	Quantity.	Value. \$
Ale and beer.....										
Animals:—										
Cattle.....					27,993	19,287	19,834	14,065	26,615	20,143
Horses.....					220	5,499	158	8,292	336	9,178
Sheep.....					165	17,773	146	16,440	259	26,558
Other.....					87	414	954	13,344	61	925
Apparel and haberdashery.....						19,345		6,477		15,349
Bags and sacks.....						105,407		166,668		99,070
Beads.....					283,815	39,105	290,550	34,727	302,515	39,738
Books, maps and printed matter.....					392,035	41,449	372,268	46,997	10,163	10,163
Boots and shoes.....					17,500	17,500	21,116	21,116	19,753	19,753
Building materials.....					31,458	28,781	22,927	28,781	29,997	42,321
Coal and patent fuel.....					151,202	151,202	3,917	120,508		128,402
Cotton goods.....					1,347	16,162	10,737,708	38,266	41	316
Drugs, medicines and chemicals.....					14,528,947	1,110,953	37,853	958,947		1,010,652
Earthenware and glassware.....						46,086		44,194		43,693
Furniture.....						54,249		42,977		36,637
Firearms and ammunition.....						46,920		62,717		70,367
Furniture.....						46,920		73,234		64,434
Grain:—						85,011		113,568		126,304
Flour.....					32,315	220,874	39,618	282,077		311,048
Rice.....					88,884	110,224	132,229	38,344		46,750
Other.....						22,635				
Metals:—										
Agricultural implements.....						92,973		76,304		122,498
Brass and copper ware.....						48,039		89,995		41,069
Iron and steel ware.....						162,576		164,819		113,257
Machinery.....						75,511		143,002		89,610
Oils:—						41,834		59,826		68,659
Kerosene.....					354,927	278,675	489,239	318,538		354,950
Provisions, all sorts.....						6,327		13,139		16,420
Seeds and plants for cultivation.....						6,044		10,122		25,855
Silk goods.....					16,496	87,975	23,218	116,478		8,970
Spirits and liquors.....					27,248	84,709	37,621	124,255		121,292
Sugar.....					25,967	74,085	294,253	91,561		47,126
Tobacco.....					271,042	31,609	107,199	23,395		85,989
Tea.....					155,739	35,599	17,289	36,090		35,283
Wines.....					16,413	110,327	1,968	21,635		47,372
Wood.....					5,100	29,721	77,675	44,335		52,526
Woolen goods.....					69,879	420,953		34,076		20,561
All other articles.....								424,261		421,806
Total imports.....		2,521,627		3,272,152		3,667,749		3,891,955		3,879,502

9-10 EDWARD VII., A. 1910

BRITISH EAST AFRICA PROTECTORATE.

TOTAL Quantities and Values of the Principal Articles of Merchandise Exported during the Years ended March 31, 1905 to 1909, inclusive.

ARTICLES.	1904 5.		1905 6.		1906 7.		1907 8.		1908 9.	
	Quantity.	Value.	Quantity.	Value.	Quantity.	Value.	Quantity.	Value.	Quantity.	Value.
Animals.....	No.	£		£		£		£		£
Forfices (rafters).....	49,855		16,396	1,851	16,887	4,015	17,719	3,362	22,679
Chillies.....	16,479		29,565	524,691	30,499	100,992	19,403	427,619	23,938
Copra.....	15,805		45,810	37,068	77,623	1,863	6,054	2,219	8,149
Cotton.....				4,119	117,511	32,039	109,763	27,633	72,946
Grain.....				193,954	36,052	13,215	131,385	17,708	203,801
Hides and skins.....	123,846		179,575	49,779	299,752	147,406	240,321	136,248	243,153
Horns and teeth.....	392,181		514,556	49,779	687,217	55,860	742,780	36,252	421,268
Ivory.....	279,668		301,638	49,779	11,777	462	9,685	811	21,851
Mangrove bark.....				1,148	331,983	1,528	376,276	1,944	432,597
Potatoes.....	13,879		18,362	3,711	22,235	1,804	18,767	5,515	21,471
Rubber.....	122,481		214,429	3,722	271,939	3,257	16,819	8,766	14,956
Wax.....				3,733	89,201	9,213	234,773	1,964	110,210
All other articles.....					89,201	9,213	251,232	5,310	144,325
Total exports.....	1,044,274		1,538,552	2,040,176	2,407,588	1,995,364

SESSIONAL PAPER No. 10f

BRITISH GUIANA.

VALUE of the Total Imports and Exports from and to each Principal Country during the Years ended March 31, 1905 to 1909, inclusive. (*Including Coin and Bullion.*)

IMPORTS.					COUNTRIES.					EXPORTS.								
1901-5.	1905-6.	1906-7.	1907-8.	1908-9.	<i>British Empire.</i>					1905-6.	1906-7.	1907-8.	1908-9.					
£	£	£	£	£	United Kingdom	Peru	British West Indies	Canada	Other British Possessions	Totals, British Empire	£	£	£	£				
3,775,220	1,127,781	4,124,086	1,442,292	4,691,145	1,127,781	2,582,860	128,718	3,086	6	6,371,007	3,850,386	4,136,176	2,953,523	1,351,671				
3,074	880	273	1,254	1,361	3,757	5,750	94,806	9,536	3,089	7,375,786	5,467	5,750	4,890	6,089				
258,521	288,362	138,765	163,245	130,195	2,582,860	128,718	3,126,129	2,278,860	10	6,334,298	192,376	192,376	273,511	354,293				
167,731	126,215	163,030	201,768	201,403	3,086	9,536	3,126,129	2,278,860	10	6,334,298	2,978,860	1,154,214	1,154,214	3,671,503				
181,165	562,351	547,232	625,080	665,708	6	3,089	3,126,129	2,278,860	10	6,334,298	7,033	10,493	10,493	11,680				
31	70	19	19															
4,689,342	5,105,609	5,243,268	5,364,860	5,630,122	Totals, British Empire					6,334,298	7,402,636	8,395,236						
					<i>Foreign Countries.</i>													
					Argentine Republic	Denmark	Danish West Indies	Dutch Guiana	France	French Guiana	Germany	Holland (Netherlands)	Portuguese Possessions	United States	Venezuela	Other Foreign Countries	Totals, Foreign Countries	Totals, British Empire
					14,194	3,558	11,132	9,671	74,457	8,152	22	39,724	2,515,371	2,020	1,475	2,905,697	5,630,122	

9-10 EDWARD VII., A. 1910

BRITISH GUIANA.

TOTAL Quantities and Values of the Principal Articles of Merchandise Imported during the Years ended March 31, 1905 to 1909, inclusive.

ARTICLES.	1904-5.		1905-6.		1906-7.		1907-8.		1908-9.	
	Quantity.	Value. \$	Quantity.	Value. \$	Quantity.	Value. \$	Quantity.	Value. \$	Quantity.	Value. \$
Agricultural implements.....	27,754	26,034	26,990	22,803	22,958
Animals, living.....	44,024	69,287	84,127	61,223	64,464
Bacon and hams.....	899	944	965	965	773	763
Beef, pickled.....	207,765	33,752	242,896	33,752	248,099	38,384	264,480	40,580	252,339	38,065
Boots and shoes.....	4,455	54,795	7,151	54,351	6,848	87,107	5,587	128,361	6,782	115,514
Breads and biscuits.....	95,767	80,218	122,635	128,361	91,970
Bricks.....	534,311	30,135	459,601	28,690	365,247	22,892	416,764	30,071	343,443	27,661
Butter.....	350,890	17,672	617,473	20,530	590,400	13,736	567,785	17,406	902,635	31,441
Cattlefoods.....	470,396	93,878	445,227	97,334	503,927	116,479	491,108	112,406	517,323	116,611
Cement.....	1,176,871	16,497	1,237,931	17,422	1,236,294	18,891	1,284,591	21,491	1,288,406	20,975
Cheese.....	7,751	17,808	14,198	28,088	8,740	16,985	11,785	23,164	13,886	26,003
Clothing.....	213,652	29,043	226,659	31,235	280,865	34,730	249,828	38,898	260,315	39,179
Coal.....	30,264	41,337	37,646	19,738	54,879
Confectionery.....	24,986	118,256	28,134	127,880	36,812	163,741	30,884	147,726	33,524	154,246
Cordage and twine.....	86,369	14,685	81,965	13,813	96,696	15,704	104,474	18,179	103,022	16,081
Drugs, chemicals, apothecaries wares, including medicines.....	262,342	34,464	245,964	32,890	327,132	48,129	349,823	52,346	305,205	38,265
Farinaeous foods.....	1,675,945	30,423	1,484,932	34,928	1,414,434	37,163	1,763,096	55,045	1,605,600	47,779
Fish, dried.....	236,133	28,133	48,127	282,981	46,583	254,438	40,399	232,396	48,737	228,763
" other.....	40,785	71,410	87,813	87,902	91,710	93,875
Flour.....	108,507	856,038	172,110	803,946	177,342	731,842	195,444	931,577	188,891	966,482
Fruits and vegetables, dried, canned or preserved.....	221,257	17,562	207,989	15,486	226,097	20,254	237,810	23,398	242,786	21,076
Glass manufactured, including lamps and lanterns.....	28,273	29,711	33,960	37,271	45,012
Grain :—(Rice.....	4,297,676	70,602	4,737,601	80,655	5,137,780	90,601	5,458,845	128,229	4,342,356	92,934
" Other.....	20,512,335	455,482	13,289,373	274,706	6,162,476	131,563	2,126,557	51,994	1,129,576	31,294
Gums, viz. : Balata gum, &c.....	7,089,374	160,452	6,009,204	133,406	7,239,222	184,472	6,484,375	170,949	6,016,580	170,373
Haberdashery and millinery.....	224,656	73,557	104,182	34,837	155,570	51,309	158,130	52,373	4,494	697
Hardware and cutlery.....	183,164	183,164	217,540	220,754	252,680	290,227
Hats and caps.....	78,315	84,905	111,559	111,640	99,447
Iron or steel in bars, rods, &c.....	48,655	63,297	65,698	68,201	68,385
Lard.....	10,554	29,886	16,682	52,050	15,682	51,371	20,651	73,909	18,110	62,097
Lime.....	288,726	26,172	375,620	34,634	311,014	33,161	373,315	40,039	328,469	36,599
.....	28,236	32,294	27,846	24,780	31,150

SESSIONAL PAPER No. 10f

Linens, cotton and woollens.....	715,151	820,129	4,187,695	895,198	5,057,011	828,522	3,447,642	1,030,022
Lumber.....	136,202	152,441	135,792	120,321
Machinery, including sewing machines.....	280,943	565,697	358,859	455,301
Malt liquors.....	102,497	79,312	112,712	114,967
Manures.....	611,908	706,375	14,249	686,713	14,502	666,120	19,738	905,192
Meats, canned.....	12,277	14,249	10,101	10,101	84,185	12,942	97,078	15,084
Milk, condensed.....	46,089	616,570	52,916	60,226	682,742	59,191	639,302	58,579
Oils.....	183,237	665,289	183,116	705,343	938,878	280,294	669,895	220,593
Onions.....	32,512	1,469,516	28,942	1,488,922	41,101	33,159	1,632,608	33,766
Paints and colours.....	19,555	27,026	25,597	1,769,494	29,216	30,635
Paper.....	30,032	35,143	49,853	61,020	49,894
Pork, pickled.....	175,994	190,233	12,856	204,422	12,068	196,914	11,765	191,571
Potatoes.....	116,971	116,522	109,680	116,269	116,327
Provisions, ground.....	40,482	32,567	25,789	42,549	38,957
Shooks.....	26,314	22,961	26,312	23,917	34,519
Soap.....	61,829	72,880	65,921	71,477	69,971
Spirits and wines.....	133,628	138,530	144,336	125,320	147,971
Stationery.....	39,385	38,002	39,700	35,818	37,955
Staves.....	44,017	30,025	784,010	85,638	386,866	43,311	1,037,725	116,093
Tobacco.....	97,521	100,337	601,365	169,830	634,141	125,812	507,219	123,496
All other articles.....	927,094	994,910	1,095,430	1,217,657	1,161,256
Totals (udse).....	6,967,936	7,500,595	7,573,716	7,910,626	8,274,829
Coin and bullion.....	130,065	102,865	297,100	239,388	260,990
Total imports (except transit trade).....	7,098,001	7,603,460	7,840,816	8,150,014	8,535,819
Transit trade.....	282,436	373,128	275,046	323,707	291,127
Total imports.....	7,380,437	7,978,588	8,115,862	8,473,721	8,826,946

BRITISH GUIANA.

Total Quantities and Values of the Principal Articles of Merchandise Exported during the Years ended March 31, 1905 to 1909, inclusive.

ARTICLES.	1904 5.		1905 6.		1906 7.		1907 8.		1908 9.	
	Quantity.	Value.	Quantity.	Value.	Quantity.	Value.	Quantity.	Value.	Quantity.	Value.
Babata	733,328	252,530	617,513	222,859	752,189	277,113	973,269	119,989	1,101,233	474,796
Cattle food, including molasses.	8,966	176,212	11,405	260,947	12,961	191,158	9,576	103,229	9,277	111,327
Charcoal	73,913	40,128	64,211	32,111	65,919	34,110	83,241	41,840	80,614	39,187
Coal	2,741	9,031	3,817	13,633	2,732	8,591	2,976	8,407	2,214	6,616
Diamonds, rough.	10,478	78,698	4,202	24,216	4,113	32,627	1,863	14,529	5,963	40,733
Flour	5,434	27,104	4,674	23,045	4,530	17,878	2,668	12,527	3,822	18,169
Molasses	423,154	71,936	276,661	12,873	341,127	56,781	114,722	19,698	146,885	34,518
Rice	904,193	21,010	463,951	10,017	3,685,000	94,493	7,004,140	194,128	8,739,887	253,500
Rum	2,671,581	301,022	3,536,784	584,300	3,342,896	520,610	2,640,988	464,928	3,501,185	892,092
Sugar, raw.	106,716	6,146,861	116,556	5,799,145	114,551	5,085,617	100,737	4,819,325	115,213	6,037,374
Tinder	293,315	117,287	256,765	119,706	179,985	71,670	232,669	97,310	191,409	78,881
All other articles.	252,959	252,959	270,296	270,296	310,245	324,207	319,663
Totals (mdse).	7,494,808	7,494,808	7,343,178	7,343,178	6,763,893	6,520,317	8,306,996
Coin and bullion :—										
Bullion—gold.	94,738	1,692,311	95,182	1,692,194	86,374	1,536,662	65,835	1,150,380	74,539	1,311,668
" silver.	87,475	162,294	331,316	108	54	156	80
Coin, gold and silver.	220,950	190,176
Transit trade.	9,274,594	9,274,594	9,197,966	9,197,966	8,571,871	7,891,701	9,808,990
Total exports (except transit trade).	282,436	282,436	375,128	375,128	273,046	323,707	291,127
Total exports.	9,557,030	9,557,030	9,573,094	9,573,094	8,846,917	8,215,408	10,100,017

SESSIONAL PAPER No. 10f

BRITISH HONDURAS.

VALUE of the Total Imports and Exports from and to each Principal Country during the Years ended December 31, 1904 to 1908, inclusive. (*Including Coin and Bullion.*)

IMPORTS.					COUNTRIES.		EXPORTS.				
1904.	1905.	1906.	1907.	1908.			1904.	1905.	1906.	1907.	1908.
£	£	£	£	£	<i>British Empire.</i>		£	£	£	£	£
467,449	495,873	587,456	665,009	680,454	United Kingdom.....		418,459	470,750	576,241	454,192	478,145
901	1,287	351	63	1,169	British West Indies.....		7,735	17,400	29,800		
5,615	8,401	7,336	5,168	5,307	Canada.....						
					Grand Cayman.....					27,017	
165	54	2	53	54	Other British Possessions.....						
474,070	505,615	595,765	670,293	686,981	Totals, British Empire.....		426,194	488,150	606,041	481,119	478,145
					<i>Foreign Countries.</i>						
435	274	347	1,315	848	Belgium.....			1,913			
		750	15	137	Costa Rica.....				1,270		517
25,511	28,073	16,126	38,653	25,418	France.....		50,110		11,000		21,510
27,448	24,306	34,829	70,535	71,977	Germany.....			10,358			
6,999	5,150	5,339	12,322	34,770	Guatemala.....		26,890	14,039	12,691	21,451	26,843
794	2,008	1,904	1,771	2,895	Holland.....						2,000
55,313	86,423	70,487	61,688	75,100	Honduras.....		248,425	223,300	256,103	334,991	238,322
174,892	204,999	345,430	191,581	599,184	Mexico.....		84,447	115,841	187,473	221,130	219,157
	337	6,531	4,309	11,375	Spain.....						
991,613	957,481	1,123,681	1,300,917	1,152,114	United States.....		981,345	955,595	941,373	1,146,808	1,210,026
238	1,824	761	2,324	5,861	Other Foreign Countries.....		46,462	26,054	3,655	2,537	1,379
1,283,249	1,376,945	1,604,776	1,775,430	1,979,739	Totals, Foreign Countries.....		1,437,677	1,347,100	1,412,965	1,729,917	1,723,651
474,070	503,615	595,765	670,293	686,989	Totals, British Empire.....		426,194	488,150	606,041	481,119	478,145
1,757,319	1,870,560	2,200,541	2,445,723	2,676,723	Grand totals.....		1,863,871	1,835,250	2,019,006	2,211,036	2,201,799

9-10 EDWARD VII., A. 1910

BRITISH HONDURAS.

TOTAL Quantities and Values of the Principal Articles of Merchandise Imported during the Years ended December 31, 1904 to 1908, inclusive.

ARTICLES.	1904.		1905.		1906.		1907.		1908.	
	Quantity.	Value. \$	Quantity.	Value. \$	Quantity.	Value. \$	Quantity.	Value. \$	Quantity.	Value. \$
Aerated waters.....		6,572		4,896		10,108		11,497		7,315
Bacon and hams.....		23,976		20,501		28,659		34,384		31,431
Beer, porter, cider and perry.....	5,300	73,746	5,188	71,925	5,290	80,977	6,300	99,736	5,196	75,755
Books and stationery.....	21,511	14,927	18,029	12,982	32,433	22,827	41,388	27,143	34,132	22,636
Boots and shoes.....		9,289		8,263		7,064		7,762		4,763
Butter.....		80,371		61,802		88,823		107,069		111,086
Candles of all kinds.....		27,442		28,040		29,002		37,807		30,980
Cheese.....	46,800	4,190	53,674	4,905	49,695	4,879	55,473	6,183	49,237	6,432
Chicle (a chewing gum).....		13,037		14,493		15,979		18,227		19,389
Clothing.....		43,344		135,524		105,314		108,499		176,961
Coal and coke.....	803	4,713	1,051	29,635	790	34,105	947	51,128	2,593	52,547
Coffee.....	98,040	7,606	132,116	12,107	128,573	11,231	153,869	13,297	143,198	13,593
Confectionery.....		7,793		11,115		10,579		14,238		11,975
Cotton goods.....		303,701		252,523		322,680		393,760		13,389
Drugs and chemicals.....		29,124		31,701		31,730		32,759		289,252
Earthenware and glassware.....		11,433		12,497		14,146		16,368		36,413
Firearms.....		5,042		7,290		4,850		12,132		16,368
Fish, salted.....		6,623		7,641		6,140		8,213		8,963
Flour.....	103,135			110,415		89,418		110,072		6,609
Furniture.....				7,977		8,114		12,958		116,302
Government stores.....		11,722		14,901		10,962		15,366		8,637
Grain:—										21,812
Indian corn.....		5,244		22,754		6,300		19,142		7,394
Rice.....		29,345		29,345		40,673		42,686		39,730
Hardware and cutlery.....		65,879		72,268		73,416		89,645		73,049
Hats.....		19,638		15,741		21,210		28,027		23,087
Hay and oats.....		6,665		10,917		13,667		16,152		19,489
Iron roofing.....		7,169		13,623		10,987		16,499		15,280
Lard.....		11,916		13,930		16,807		25,021		20,572

SESSIONAL PAPER No. 10f

Live stock :—									
Cattle.....	1,711	41,617	1,804	52,786	1,328	38,048	1,384	40,993	1,852
Horses and mules.....	189	9,625	242	21,465	39	2,866	184	12,196	216
Machinery (includes sewing machines)		17,734		19,161		53,802		60,715	
Oils, mineral	173,313	33,278	189,137	27,263	118,448	15,527	173,391	25,722	181,414
Paints.....		10,890		12,068		14,773		15,690	
Perfumery.....		10,410		9,810		12,025		15,515	
Provisions.....		167,619		173,642		228,246		224,608	
Railway etc., plant and materials.....		2,120		10,908		12,008		11,980	
Rope and twine.....		15,362		19,597		15,532		25,179	
Soap.....		25,116		29,776		36,314		39,677	
Spirits :—									
Brandy.....	2,178	5,516	929	2,866	1,699	3,167	3,765	6,735	3,251
Gin.....	4,248	3,537	3,202	2,381	4,135	2,939	6,754	5,336	5,530
Whiskey.....	13,501	19,508	10,680	16,863	5,454	11,546	15,021	24,328	9,479
Sugar—Unrefined.....			4,607	117	88,285	2,665	20,970	823	40,588
Refined.....	240,353	11,777	369,733	15,285	259,521	9,129	429,815	15,116	311,407
Tea.....	34,075	7,373	38,949	8,063	41,220	8,747	48,259	11,130	40,073
Tobacco—Manufactured and unmanufactured.....	119,932	12,841	132,664	13,500	126,618	13,677	151,011	17,331	170,814
Cigars and cigarettes.....		11,241		9,235		10,248		12,077	
Trucks for malagany works.....									
Vegetables.....		8,465		7,910		9,589		4,389	
Wines.....	14,472	19,950	14,289	18,815	21,068	22,401	30,507	12,459	14,407
Wood and timber :—								31,722	25,458
Lumber—Rough.....	810,797	13,109	720,486	9,755	935,878	22,231	428,932	29,584	576,661
Dressed.....	479,515	7,842	615,711	14,364	800,674	19,139	860,784	27,551	11,618
Logwood.....	945	18,690	1,166	20,274	774	14,880	142	25,488	20,423
Malagany.....		28,243		63,429		138,612		2,567	38
Woolen goods.....		19,455		8,873		10,321		34,283	421,434
All other articles.....		149,879		118,535		218,745		20,698	16,115
								206,622	210,113
Totals (nduse)									
Coin and bullion.....		1,632,473		1,772,460		2,089,847		2,329,574	2,644,554
		124,846		101,100		110,694		86,149	32,169
Total imports.....		1,757,319		1,876,560		2,200,541		2,415,723	2,676,723

9-10 EDWARD VII., A. 1910

BRITISH HONDURAS.

Total Quantities and Values of the Principal Articles of Merchandise Exported during the Years ended December 31, 1904 to 1908, inclusive.

ARTICLES.	1904.		1905.		1906.		1907.		1908.	
	Quantity.	Value.	Quantity.	Value.	Quantity.	Value.	Quantity.	Value.	Quantity.	Value.
		£		£		£		£		£
Bananas.....	508,200	127,430	554,700	149,225	725,000	181,250	652,930	159,549	471,600	112,294
Boots and shoes.....						15,385		26,905		21,501
Chicle.....	773,323	171,806	1,523,663	299,009	1,517,898	329,975	1,689,118	476,629	1,790,865	521,958
Cocoanuts.....	3,391,250	48,074	4,929,700	74,804	5,527,985	83,077	4,550,175	80,171	5,072,150	83,068
Cocoa.....					42,800	3,246	46,435	9,037	29,174	3,657
Corn, Indian.....						3,314		11,210		2,356
Cotton goods.....						103,903		133,178		90,361
Drugs and chemicals.....						9,684		10,689		7,368
Earthenware and glassware.....						5,356		6,137		4,709
Flour.....						17,913		20,000		23,302
Hardware and cutlery.....						19,590		26,609		28,171
Iron roofing.....						7,882		10,098		6,085
Land.....						4,307		6,913		3,961
Meats—										
Bacon and lard.....						7,567		9,379		7,199
Beef and pork.....					992	12,686		18,049	1,031	16,063
Oils.....						7,960		7,820		3,432
Paints.....						3,617		7,318		2,342
Plantains.....	2,633,500	15,291	1,665,000	11,806	1,817,175	129,731	849,550	6,012	139,000	7,125
Provisions.....						50,090		55,266		49,967
Rice.....						7,016		9,263		6,998
Rubber.....	28,042	18,262	22,926	15,921	22,108	18,362	24,968	18,957	27,802	18,054
Soap.....						14,027		17,096		13,952
Spirits and wines.....					26,718	31,439	45,561	50,136	26,292	30,155
Sugar, refined.....					6,701	6,701		10,468		6,896
Sugar, raw.....				2,426	119,941	5,872		4,416	107,425	4,297
Tortoise shell.....	2,272	12,272	2,778	14,115	3,783	26,008		20,771	2,492	12,022
Wood and timber.....										
Cedar.....	758,651	36,279	415,738	21,239	637,055	35,639	406,639	22,096	736,639	38,094
Logwood.....	11,381	205,515	9,572	184,229	9,335	174,406	6,663	128,252	5,775	110,046

SESSIONAL PAPER No. 10f

Mahogany..... Ft.	574,548	9,957,826	549,099	11,037,480	584,598	9,569,566	536,711	14,398,422	782,592
All other articles.....	410,376	387,663	168,998	168,377	147,404
Totals (indse).....	1,619,873	1,709,586	1,954,779	2,067,662	2,175,659
Coin and bullion.....	243,998	125,714	64,827	143,344	25,140
Total exports.....	1,863,871	1,835,250	2,019,006	2,211,036	2,201,799

3,732,309	4,372,560	5,790,871	5,168,639	Germany.....	14,736,919	19,772,036	20,283,320
598,670	601,276	627,826	712,580	Holland.....	2,418,961	1,803,109	2,529,318
35	37	6,794	195	Indo-China.....	250,300	265,812	590,500
1,266,414	1,204,261	1,081,092	1,193,030	Italy.....	4,299,849	4,773,028	5,399,765
1,176,404	1,285,061	1,610,101	2,168,009	Japan.....	7,745,107	11,451,515	7,487,315
2,017,527	1,811,305	2,904,411	5,805,233	Java.....	432,540	1,518,871	544,793
590,201	639,335	632,087	547,334	Persia.....	1,192,026	1,007,503	1,304,559
.....	114,544	498,559	Romania.....	66,143	62,667	1,904,638
1,672,716	282,996	107,651	401,378	Russia in Europe.....	582,943	596,876	198,333
397,189	544,811	564,812	576,098	Spain.....	297,702	377,138	752,853
58,853	107,738	95,197	137,918	Spain.....	1,535,181	1,582,656	450,406
460,949	737,146	838,736	1,036,680	Turkey.....	1,366,643	1,282,016	1,376,306
5,504,965	2,264,442	2,547,056	3,237,296	United States.....	9,731,542	13,029,436	2,982,509
800,695	765,578	966,353	918,831	Other Foreign Countries.....	2,321,166	2,428,268	13,532,492
28,939,397	28,688,211	29,369,916	37,527,733	Totals, Foreign Countries.....	84,544,751	89,799,722	101,601,815
100,766,511	95,317,146	106,198,651	125,148,983	Totals, British Empire.....	81,058,159	78,368,068	81,089,965
129,705,818	124,005,360	135,508,567	162,676,716	Grand totals.....	165,602,910	168,167,790	182,691,380
			143,897,580				158,951,352

9-10 EDWARD VII., A. 1910

BRITISH INDIA.

Total Quantities and Values of the Principal Articles of Merchandise Imported, exclusive of Government Stores and Treasure, during the Years ended March 31, 1905 to 1909, inclusive.

NOTE:—Rx.=10 Rupees. Rupee=32·4 cents.

ARTICLES.	1904-5.			1905-6.			1906-7.			1907-8.			1908-9.		
	Quantity.	Value.		Quantity.	Value.		Quantity.	Value.		Quantity.	Value.		Quantity.	Value.	
		Rx.			Rx.			Rx.			Rx.			Rx.	
Animals, living	27,996	592,763	No.	13,879	494,145		15,648	465,379		12,547	440,962		9,588	395,615	
Apparel		2,259,993			2,218,339			2,112,341			2,583,005			2,471,258	
Arms, ammunition and military stores		281,721			220,346			283,064			487,297			324,753	
Books and stationery		687,361			701,999			708,055			775,161			841,692	
Building and engineering materials		333,073			459,914			498,329			525,813			615,808	
Candles	2,880,165	84,560	Lbs.	3,011,901	86,798		2,410,464	73,244		2,083,755	88,049		2,415,063	77,216	
Chemicals, drugs, medicines, &c.															
Chemicals		613,255			689,214			687,593			792,856			746,822	
Drugs, medicines and narcotics		1,264,074			1,336,199			1,474,383			1,753,353			1,522,852	
Dyeing and tanning materials		926,800			947,281			946,660			1,042,336			1,001,953	
Clocks and watches	551,879	192,388	No.	557,726	187,007		464,605	184,319		508,137	200,155		480,321	184,509	
Coal	252,393	444,645	Tons	179,935	321,179		257,293	485,995		308,348	593,484		453,806	822,477	
Corals, real	131,942	54,079	Lbs.	127,925	43,037		98,171	32,777		79,736	21,965		89,325	18,501	
Cotton, raw	192,554	638,539	Cwt.	161,476	540,328		116,198	458,897		157,529	709,552		125,487	530,301	
" twist and yarn	30,575,855	2,487,648	Lbs.	45,776,742	3,425,399		37,673,288	3,223,159		37,315,737	3,693,245		41,524,055	3,648,831	
" piece goods	2,288,381	33,734,876	1,000 Yds.	2,463,232	36,953,501		2,318,290	35,644,341		2,531,733	42,043,674		1,992,513	32,219,129	
" handkerchiefs and shawls, in the piece	14,366,998	249,991	No.	18,390,590	349,633		25,908,216	362,246		14,318,410	405,905		19,733,785	449,535	
" thread, sewing	1,138,601	227,822	Lbs.	1,252,104	296,144		1,279,637	264,142		1,353,794	284,616		1,192,556	281,692	
" all other, n.e.s.		1,346,474			1,438,420			1,423,600			1,615,108			1,415,399	
Earthenware and porcelain		293,181			336,078			389,982			422,214			423,785	
Flax manufactures		212,249			205,171			201,337			265,198			247,376	
Fruits and vegetables		84,296			106,630			90,586			149,973			109,594	
Glass and glassware		1,125,710			1,124,711			1,211,411			1,443,177			1,169,329	
Gums and resins		163,971			195,428			209,207			194,788			167,480	
Hardware and cutlery including plated ware	132,766	2,379,247	Cwt.	133,772	2,265,723		168,432	2,653,506		148,875	3,165,456		132,365	2,925,818	
Instruments, apparatus, appliances, and parts thereof		743,967			912,869			1,198,686			1,363,264			1,298,107	

SESSIONAL PAPER No. 10f

Ivory, unmanufactured	Lbs.	278,702	157,805	242,309	145,238	208,751	127,175	242,941	154,686	236,213	151,515
" manufactured			28,219		24,170		22,498		32,047		18,716
Jewellery and jewels, including plate			1,032,123		1,549,668		1,118,533				688,688
Liquors	Galls.		1,873,973	6,973,518	2,017,813	6,744,216	1,856,766	6,896,514	2,004,912	6,326,762	1,984,984
Machinery and mill-work			4,027,242		4,925,682		5,790,045		6,585,286		6,615,958
Matches			449,528		588,325		631,273		737,684		745,007
Metals—											
Brass	Cwt.	9,810	57,618	10,783	69,428	11,138	75,050	21,736	129,654	24,579	133,756
Copper	"	427,233	2,108,953	271,517	1,431,743	211,959	1,393,151	315,290	2,063,459	496,405	2,721,367
Iron	"	5,117,432	3,785,112	4,710,334	3,407,690	5,221,904	4,318,333	5,510,907	4,906,872	5,232,694	4,759,421
Lead	"	134,657	184,058	143,844	189,777	102,455	158,255	123,077	205,033	138,287	163,654
Quicksilver	Lbs.	288,562	39,076	39,063	39,963	265,269	40,719	154,226	25,187	232,246	37,238
Steel	Cwt.	4,231,622	2,340,338	5,700,274	3,236,218	5,252,626	3,249,870	6,827,189	4,784,711	6,986,692	4,284,485
Tin	"	39,323	393,602	21,152	241,729	20,336	294,406	32,171	434,774	37,142	424,638
Zinc or spelter	"	82,903	146,245	74,672	148,993	91,398	297,020	70,327	156,284	80,028	152,729
All other, n.e.s.	"	38,710	263,836	43,897	274,196	38,379	362,541	58,807	431,444	47,776	295,613
Total metals			9,318,838		9,042,707		10,039,551		13,191,421		13,002,909
Oils, mineral											
Oils, other			3,325,055		2,226,056		2,426,967		3,193,294		3,909,074
Paints and colours			168,089		208,566		340,789		501,606		249,416
Paper and pasteboard			469,197		492,536		567,466		623,768		596,539
Provisions			643,729		704,898		801,111		992,426		926,340
Railway plant and rolling stock			2,165,799		2,385,619		2,423,341		2,740,009		2,813,222
Salt	Tons.		1,409,659		1,622,618		1,158,390		7,200,824		7,419,901
Silk, raw	Lbs.		711,298	464,531	657,187	467,949	667,739	538,684	802,119	588,887	840,760
Silk, manufactured	Lbs.		734,112	1,645,696	711,965	1,422,467	568,027	2,050,839	981,514	2,168,458	1,018,899
Spices	Lbs.		2,118,150	1,091,510	1,901,510	1,825,047	1,439,290	128,868,048	2,134,866	130,353,527	2,281,373
Sugar	Cwt.		1,032,355	117,634,410	1,100,588	128,156,418	8738,111	11,179,765	1,561,696	10,906,069	1,373,998
Umbrellas	No		6,962,732	8,271,129	7,774,529	11,104,035	188,394	2,011,241	9,227,044	12,078,233	10,906,069
Wood, unmanufactured			189,596	2,091,976	197,927	1,845,280	188,394	2,011,241	193,677	1,735,678	192,782
" manufactured			587,363	834,304	587,363	834,304	820,056	820,056	820,056	737,376	737,376
Wool, raw	Lbs.		68,431	75,088	75,088	75,088	51,999	114,522	71,507	64,530	79,473
Woolen goods			68,061	2,908,039	91,840	2,451,257	86,421	2,968,447	114,522	2,557,913	2,910,981
All other articles			3,676,428	4,637,661	2,425,188	5,354,645	2,452,167	2,767,651	2,767,651		2,910,981
Totals (mdse)			96,678,288		103,084,071		108,307,582		129,856,338		121,265,727
Coin and bullion			33,027,530		20,921,289		27,590,886		32,820,429		22,631,833
Total imports			129,705,818		124,005,360		135,508,568		162,676,767		143,897,580

BRITISH INDIA.

Total Quantities and Values of the Principal Articles of Merchandise Exported (Home Produce), exclusive of (Government Stores and Treasure, during the Years ended March 31, 1905 to 1909, inclusive.

NOTE:—Rs. = 10 Rupees. Rupee = 32 1/4 cents.

ARTICLES.	1904-5.		1905-6.		1906-7.		1907-8.		1908-9.	
	Quantity.	Value. Rs.	Quantity.	Value. Rs.	Quantity.	Value. Rs.	Quantity.	Value. Rs.	Quantity.	Value. Rs.
Coffee	329,647	1,660,976	360,182	1,756,724	228,094	996,478	244,234	1,114,520	302,022	1,389,979
Cotton, raw	5,657,743	17,434,687	7,399,534	21,341,520	7,400,839	21,978,461	8,562,021	25,702,520	6,798,411	19,768,497
" twist and yarn	247,864,769	9,815,681	297,634,314	12,387,687	243,513,827	10,390,532	215,575,798	8,973,037	235,463,089	9,080,530
" piece goods	87,436,469	1,651,445	91,974,962	1,865,872	76,695,437	1,653,661	74,127,955	1,637,476	77,988,964	1,703,639
" handkerchiefs and shawls, in the piece	2,613,138	122,248	1,892,602	91,523	1,179,586	61,796	2,115,582	102,876	2,124,161	106,705
" thread, sewing	107,577	8,963	155,319	12,343	159,281	12,480	162,042	12,329	149,992	12,271
" all other, n.e.s.	44,853	68,075	43,772	40,883	34,022
Drugs, medicines and narcotics, &c.—
Chemicals	376,349	400,137	434,613	436,649	466,965
Drugs and medicines	178,429	161,076	115,776	142,673	154,231
Opium	93,844	10,623,444	89,247	9,471,767	94,449	9,307,922	80,976	8,672,478	93,728	9,349,243
Tobacco	13,380,126	208,117	14,272,042	234,041	22,320,166	300,598	21,158,639	293,179	11,927,023	232,168
Indigo	49,252	834,607	31,186	586,378	33,102	700,477	32,490	637,273	24,946	490,479
Myrabolanis	1,187,585	425,906	1,206,398	446,068	1,162,219	433,739	1,493,294	589,525	1,466,840	572,630
All other dyeing and tanning materials, n.e.s.	141,901	148,922	249,238	266,073	297,800
Grain and pulse:—
Rice (not in husk)	48,873,297	19,472,250	42,211,869	18,410,611	38,054,054	18,325,533	37,700,155	20,150,091	29,673,771	15,700,252
Wheat	43,000,502	17,906,069	18,750,467	8,534,400	16,028,914	7,254,465	17,609,183	8,585,035	2,195,145	1,310,078
Other sorts	3,742,866	2,380,268	2,073,683	2,773,643	1,528,315
Gums and resin	33,106	51,075	39,376	65,823	39,170	74,483	41,388	73,676	33,639	56,585
Hides and skins	31,612,046	7,054,139	43,052,508	10,098,682	39,783,781	10,893,997	25,479,941	7,051,802	33,461,216	9,338,674
" tanned	17,319,227	2,851,717	19,801,637	3,658,432	21,375,080	4,451,254	20,321,243	3,899,732	20,340,179	4,128,550
.....	12,875,312	11,965,646	14,180,407	17,125,664	15,970,478	26,838,681	14,191,597	17,972,861	17,879,903	19,824,555
.....	9,938,808	12,447,984	15,716,230	18,297,644	15,735,999
Jute and hemp yarn and manufactures	240,131	3,076,412	274,445	3,186,116	269,276	3,499,774	362,748	4,083,059	380,816	2,794,696
Lac	326,542	527,305	914,958	1,036,850	818,423
Metals	816,825	698,596	686,596	858,174	944,433
Oils	1,003,068	710,723	651,112	751,559	761,065
Provisions	657,200	710,723	651,112	751,559	761,065
Seeds	26,873,744	14,410,856	17,575,886	10,699,227	19,735,690	13,021,729	23,184,859	16,815,163	16,242,695	11,678,136
Silk, raw	1,343,663	496,998	1,779,316	563,968	1,943,438	680,502	1,943,126	637,815	1,833,644	540,508
" manufactures	73,060	71,511	68,607	83,093	73,271

SESSIONAL PAPER No. 10f

Spices.....	Lbs.	31,441,870	694,010	37,701,229	907,806	26,513,803	602,038	25,710,821	526,971	28,503,942	585,333
Sugar.....	Cwt.	218,657	146,298	256,456	184,101	187,789	107,010	219,407	125,099	135,263	125,822
Tea.....	Lbs.	211,887,158	8,465,487	214,223,788	8,847,604	233,653,637	9,857,764	227,021,657	10,300,349	233,961,528	10,393,712
Wood.....	Lbs.	38,571,968	784,176	42,514,498	896,017	45,909,898	831,748	39,780,690	826,863	43,365,760	576,165
Wool, raw.....	Lbs.	1,891,675	1,891,675	42,514,498	2,114,728	45,909,898	2,425,535	39,780,690	2,103,453	43,365,760	2,083,723
" manufactures.....	Lbs.	226,748	226,748	207,534	207,534	229,284	229,284	271,931	271,931	250,479	250,479
All other articles.....	Lbs.	5,378,495	5,378,495	6,647,746	6,647,746	7,155,828	7,155,828	7,608,517	7,608,517	7,366,656	7,366,656
Totals—Home produce.....		154,141,271	154,141,271	158,189,223	158,189,223	173,082,374	173,082,374	173,477,817	173,477,817	149,823,949	149,823,949
Foreign ".....		3,373,073	3,373,073	3,528,810	3,528,810	3,484,039	3,484,039	3,707,335	3,707,335	3,170,730	3,170,730
Totals (indse).....		157,514,344	157,514,344	161,718,033	161,718,033	176,566,413	176,566,413	177,245,152	177,245,152	152,994,679	152,994,679
Coin and bullion.....		8,088,566	8,088,566	6,449,757	6,449,757	5,713,008	5,713,008	5,446,228	5,446,228	5,956,673	5,956,673
Total exports.....		165,602,910	165,602,910	168,167,790	168,167,790	182,279,421	182,279,421	182,691,380	182,691,380	158,951,352	158,951,352

9-10 EDWARD VII., A. 1910

BRITISH SOUTH AFRICA.

VALUE of the Total Imports and Exports from and to each Principal Country during the Years ended December 31, 1906 to 1908, inclusive.

IMPORTS.			EXPORTS.		
1906.	1907.	1908.	1906.	1907.	1908.
£	£	£	£	£	£
COUNTRIES.					
<i>British Empire.</i>					
82,433,172	71,892,517	66,875,685	195,547,207	219,564,567	205,914,180
9,542,511	9,406,453	7,976,408	57,869	71,978	632,779
320,586	346,871	542,171	453	2,506	11,889
3,367,251	3,875,721	3,672,717	399	83,682	391,188
42,851	38,515	38,568			
1,991,957	1,927,594	2,058,289	29	3,733	6,974
496,194	586,000	700,805	1,854	462	72,718
43,274	39,503	34,402	5		58
2,338,515	1,847,061	1,399,853	14,931	74,397	189,153
51,226	72,766	50,275	10	32,543	77,935
133,735	93,981	103,540	7,144	18,524	33,536
100,961,292	90,120,082	83,512,710	195,629,901	219,852,392	207,330,410
<i>Totals, British Empire.</i>					
<i>Foreign Countries.</i>					
4,471,725	2,240,195	1,207,225	1,913	12,254	45,372
893,749	619,692	586,404	16,267	3,465	7,596
1,801,022	1,405,026	1,396,188	1,498,806	2,001,509	1,620,580
1,860,498	1,457,381	1,644,062			
397,621	939,880	935,495			
312,391	155,309	155,309			
147,956	122,270	110,240			
161,958	154,677	96,281	243	287	49
212,045	257,315	258,590			
116,089	59,320	30,344	39	49	49
2,533,975	2,183,094	1,927,969	35		16,693
11,097,163	9,624,281	10,386,731			102
38,889	8,186	127,862	309,194	333,868	143,153
62,162	83,250	76,076	4,993,399	5,560,259	5,648,832
1,681,574	1,740,432	1,791,858	1,000,807	323,648	399,310
			11,339	63,518	276,101

SESSIONAL PAPER No. 10f

583,572	666,787	699,929	Italy.....	733,496	65,987	57,135
231,619	189,401	189,322	Japan.....	68
595,081	528,418	516,475	Norway.....
43,123	36,607	22,863	Persia.....
28,314	25,740	18,615	Philippine Islands.....
160,939	168,012	167,535	Portugal.....	803	560
304,722	354,367	270,008	Portuguese Possessions.....	244,229	283,001	468,275
168,357	141,148	146,980	Russia.....	27,044	20,070	35,327
191,307	240,953	171,238	Siam.....
34,756	186,739	171,977	Spain.....	19,262	14,475
2,072,055	7,047	1,761,976	Spanish Possessions.....	24	511	88
123,906	1,525,987	432,777	Sweden.....	755	34
173,774	471,444	154,745	Switzerland.....
13,104,138	150,093	9,773,198	Turkey.....	81,203	432,427	1,013,805
41,970	9,878,068	57,898	United States.....
132,347	42,310	179,666	Uruguay.....	17,819	45,676
.....	161,282	Other Foreign Countries.....	3,271
44,355,835	35,013,674	35,420,183	Totals, Foreign Countries.....	8,864,088	9,146,107	9,793,780
100,961,232	90,120,082	83,512,710	Totals, British Empire.....	195,629,901	219,852,392	207,330,410
145,317,067	126,033,756	118,932,893	Totals.....	204,493,989	228,998,499	217,124,190
8,539,248	7,605,451	4,013,418	Imports for Colonial Governments.....	1,830,689	2,633,494	2,895,555
.....	Shipped as stores.....
153,856,315	133,639,207	122,946,311	Totals.....	206,321,678	231,631,993	229,019,745
.....	Goods not South African produce.....	3,187,501	3,007,015	2,169,861
153,856,315	133,639,207	122,946,311	Totals (indse).....	204,512,179	231,729,008	222,189,606
3,462,473	3,924,548	4,571,248	Specie.....	4,201,014	772,745	1,077,066
157,318,788	137,563,755	127,520,559	Grand totals.....	213,713,193	235,501,713	223,266,672

9-10 EDWARD VII., A. 1910

BRITISH SOUTH AFRICA.

Total Quantities and Values of the Principal Articles of Merchandise Imported during the Years ended December 31, 1906 to 1908, inclusive.

Articles.	1906.		1907.		1908.	
	Quantity.	Value.	Quantity.	Value.	Quantity.	Value.
		£		£		£
Aerated waters.....		131,654		71,115		74,640
Ale, beer and stout.....		527,814	381,984	296,112	243,784	201,791
Animals, living.....		1,025,971		548,692		355,140
Apparel and slops.....		8,119,342		7,708,153		7,796,561
Arms and ammunition.....		1,181,461		1,040,055		1,015,337
Bacon and hams (<i>vide</i> meats).						
Bags.....		1,185,413		1,448,632		1,242,484
Biscuits, fancy.....	3,479,945	422,962	2,707,383	315,973	2,296,145	257,675
Blasting compounds and powder.....	6,143,799	1,078,638	6,017,431	1,061,580	6,181,682	1,074,356
Brass and copper.....		159,996		140,325		140,744
Brillware.....		257,388		240,520		213,622
Butter and substitutes.....	13,765,942	2,083,354	9,524,146	2,001,357	9,389,168	2,128,252
Cakes.....	486,349	84,639	323,934	56,137	272,169	48,647
Candles.....	19,757,217	1,320,570	11,152,693	820,000	8,923,706	645,314
Canvas and duck.....		222,966		205,417		146,711
Cement.....	249,240,509	709,550	189,920,142	561,779	123,289,153	398,234
Cheese.....	5,752,252	753,190	1,761,110	614,945	4,459,453	580,155
Clocks and watches.....		159,334		193,256		182,392
Coal, coke and patent fuel.....	213,819	574,948	163,006	563,735		406,498
Cocoa and chocolate.....	374,878	291,528	448,748	224,889	221,963	160,848
Coffee, including chicory.....	28,573,026	2,450,663	25,463,800	1,958,200	26,837,901	1,982,904
Condiments.....		78,631		66,789		66,712
Confectionery.....		1,044,460		974,658		891,600
Cordage and rope.....	7,236,191	209,831	6,128,556	158,303		152,565
Corn, grain and meal :—						
Pease and beans.....		126,382	5,248,135	141,557	6,506,003	144,589
Wheat.....	319,535,248	4,541,510	288,297,636	4,067,229	229,292,317	4,194,365
Wheat flour.....	163,573,775	3,364,833	191,850,092	3,016,214	138,784,398	3,332,027
Other, N. E. S.....	72,811,030	1,230,040	29,944,869	670,792	26,116,434	623,469
Cotton manufactures.....		7,635,101		7,158,930		7,622,928
Disinfectants and germicides.....		117,798		129,278		104,989

SESSIONAL PAPER No. 10f

Drugs, chemicals and apothecary ware.....	3,385,419	3,211,046	3,270,332
Dye stuffs and substances used in tanning.....	30,631	15,422	17,022
Earthenware and chinaware.....	728,369	508,328	486,107
Eggs.....	383,386	347,845	247,148
Electric materials.....	876,774	732,728	1,014,933
Extracts and essences.....	192,330	135,941	130,115
Pharmaceutical preparations :—			
Opium.....	7,206,211	338,024	270,231
Other, N. E. S.....		319,914	224,528
Fish :— Preserved.....	7,522,382	660,197	663,904
Other, N. E. S.....	2,906,461	192,759	167,141
Foodstuffs and forage.....			
Fruits.....		98,355	27,049
Furniture.....		683,012	516,675
Glass.....		17,95,706	1,471,855
Glycerine for manufacturing purposes.....		603,189	562,509
Haberdashery.....		774,063	497,896
Hardware and cutlery.....		6,655,200	6,999,746
Hats and caps.....		5,398,720	4,812,910
Hops.....		932,035	865,386
Hosiery.....		118,542	86,505
Implement—Agricultural.....		1,818,445	1,953,728
India rubber.....		963,805	961,430
Instruments :— Musical.....		1,091,482	1,061,430
Iron and steel.....		247,406	249,144
Jewellery.....		457,364	363,597
Lamps and lampware.....		114,138	128,777
Lead.....		4,235,143	3,921,691
Leather :— Unmanufactured.....		411,851	492,063
Manufactured.....		160,332	151,850
Linen manufactures.....		222,027	207,325
Machinery :— Agricultural.....		163,033	152,020
Other, N. E. S.....		740,906	593,836
Manures.....		5,882,720	4,933,954
Matches.....		214,078	161,393
Mats and matting.....		258,493	362,956
Meats :— Bacon and hams.....		457,802	8,861,369
Poultry and game.....		8,719,665	317,433
Preserved.....		292,793	12,254
Other, N. E. S.....		13,889	32,101
Milk.....		50,180	56,672
Nitrates for manufacturing purposes.....			
Oilman's stores.....			
Oils.....		1,109,395	902,387
Paints.....		161,065	80,022
Paper :— Printing.....		412,008	382,549
Other, N. E. S.....		2,831,514	2,177,435
Other, N. E. S.....		2,734,969	857,568
Other, N. E. S.....		50,641,565	18,404,091
Other, N. E. S.....		2,087,571	1,631,190
Other, N. E. S.....		938,290	934,381
Other, N. E. S.....		11,992,883	546,166
Other, N. E. S.....		569,921	2,366,345
Other, N. E. S.....		1,910,955	533,745
Other, N. E. S.....		604,051	553,627
Other, N. E. S.....		549,461	481,961
Other, N. E. S.....		410,399	

9-10 EDWARD VII., A. 1910

BRITISH SOUTH AFRICA.

TOTAL Quantities and Values of the Principal Articles of Merchandise Imported during the Years ended December 31, 1906 to 1908, inclusive.—*Concluded.*

ARTICLES.	1906.			1907.			1908.		
	Quantity.	Value.	Quantity.	Value.	Quantity.	Value.	Quantity.	Value.	
Perfumery and perfumed spirits		£		£		£		£	
Pickles and sauces	Lbs.	234,802	1,568,462	1,128,820	218,893	206,970			
Plate, silver and platedware		193,854			163,136	132,524			
Printers' and bookbinders' materials		476,330			496,483	425,741			
Railway materials		120,168			126,840	131,892			
Rice	Lbs.	901,754			1,076,078	496,945			
Salt	"	82,611,001		84,058,164	1,896,219	1,744,700			
Seeds		21,663,234		28,040,416	239,566	88,836			
Sheep dip					456,595	189,430			
Silk manufactures					236,691	356,712			
Soap			1,293,613		1,088,649	236,072			
Spices	Lbs.	664,216		838,415	94,433	1,094,805			
Spirits, potable			88,169		1,035,292	82,427			
Sporting goods			1,904,448			1,431,555			
Stationery and books			261,097		296,284	291,270			
Stone			3,133,350		2,910,899	2,664,996			
Sugar and sugar products	Lbs.	223,284,335		115,542,411	119,117	84,333			
Tar and kindred substances					3,078,171	2,899,672			
Tea	Lbs.	4,822,149		4,613,177	68,299	89,290			
Tin and tinware			1,075,645		1,054,826	1,061,522			
Tobacco			340,783		361,938	304,643			
Tramway materials	Lbs.	2,624,190		1,515,502	779,825	742,244			
Vegetables			754,538		281,571	245,270			
Vehicles			575,239		256,246	270,995			
Bicycles, tricycles and parts thereof			840,113		594,283	573,965			
Carriages, carts and parts thereof			318,431		150,156	141,834			
Other, N. E. S.			688,896		708,144	545,140			
Wax			311,875		981,081	884,449			
Wines			402,663		279,201	237,382			
Wood : Unmanufactured			2,485,217		2,045,611	1,394,487			
Manufactured			1,112,793		723,834	693,395			
Woolen manufactures			2,416,631		2,649,642	2,602,314			

SESSIONAL PAPER No. 10f

Works of art.....	117,170	101,767	60,035
All other articles.....	6,689,102	4,884,321	3,767,314
Totals (indse).....	145,317,067	126,033,756	118,932,893
Imports for Colonial Governments.....	8,533,248	7,003,451	4,013,418
Specie.....	3,462,473	3,924,548	4,574,248
Total imports.....	157,318,788	137,563,755	127,520,559

9-10 EDWARD VII., A. 1910

BRITISH SOUTH AFRICA.

Total Quantities and Values of the Principal Articles of Merchandise Exported during the Years ended December 31, 1906 to 1908, inclusive.

ARTICLES.	1906.		1907.		1908.	
	Quantity.	Value. %	Quantity.	Value. %	Quantity.	Value. %
South African Produce—						
Alces.....						
Animals.....	534,691	19,413	576,308	27,920	838,799	38,616
Apparel and slops.....		1,220,132		219,939		137,790
Argols.....		1,012		3,304		2,618
Asbestos, raw.....	111,922	9,451	163,316	13,865	117,327	8,487
Bark, wattle.....	1,420,998	48,837	1,160,538	38,490	3,209,884	108,176
Buchu leaves.....	33,213,466	434,453	54,478,056	678,380	55,661,909	654,468
Coal, coke and patent fuel.....	290,106	37,809	291,334	44,778	243,472	33,449
Corn, grain and meal.....	555,744	1,986,408	776,526	2,876,745	1,033,610	3,731,254
Diamonds.....	2,190,469	33,444	109,538,385	1,073,414	151,242,645	1,756,915
Drugs, chemicals and apothecary ware.....	3,930,875	45,053,317	4,469,039	43,669,320	4,445,616	23,343,721
Eggs.....		3,470		2,020		1,183
Feathers.....		14,824		12,964		13,349
Fish.....		6,843,312		8,829,311		8,460,204
Flowers and grasses, dried.....	187,668	23,048	1,048,147	76,796	2,929,894	153,982
Fodder and forage.....		66,576		127,988		83,892
Fruits.....	2,362,911	29,901	3,077,197	36,670	18,207,975	158,094
Furniture.....		91,312		145,552		187,206
Gold.....		13,987		4,687		4,570
Hair, angora.....		125,228,536		144,184,383		156,641,760
Hides and skins.....	15,737,289	4,138,005	18,704,865	4,700,022	18,186,166	3,455,805
Horns.....		3,768,002		4,615,036		3,797,495
Lead.....		33,244		38,563		43,294
Leather and skins, of.....		101,148		188,349		48,389
Meats, including bacon and hams.....		37,940		12,515		13,142
Ores.....	21,081	2,574	48,744	5,791	65,062	5,962
Copper, including copper regalia.....						
Tin.....		2,510,168		3,272,575		2,309,949
Other, N.E.S.....	6,770	175,988	42,569	657,876	42,168	556,486
Spirits, potable.....		712,309		280,291		270,124
Stationery and books.....		10,985		24,625		49,367
Sugar and sugar products.....		20,595		23,190		23,871
		2,778		2,166		24,183

SESSIONAL PAPER No. 10f

Tobacco	11,694	22,260	22,225
Vegetables	35,293	52,982	37,512
Vehicles	235,352	74,951	37,687
Wines	26,552	23,973	27,008
Wood	32,719	14,989	14,089
Unmanufactured	3,343	10,049	1,348
Wool, raw	13,193,793	15,227,590	13,471,912
Manufactured	97,771,717	104,257,826	285,842
All other articles	112,514	313,344	
Total exports of South African produce (induse)	206,324,678	231,631,493	220,019,744
Imported goods re-exported	2,985,495	9,821,026	1,992,668
Articles exported through the post office	202,006	273,989	247,193
Specie	4,291,014	772,705	1,077,066
Total exports	213,713,193	235,501,713	223,266,671

CEYLON.

VALUE of the Total Imports and Exports from and to each Principal Country during the Years ended December 31, 1904 to 1908, inclusive. (*Including Coin and Bullion.*)

NOTE:—Rs.=Rupees. Rupee=32.4 cents.

IMPORTS.					EXPORTS.				
COUNTRIES.					COUNTRIES.				
1904.	1905.	1906.	1907.	1908.	1904.	1905.	1906.	1907.	1908.
Rs.	Rs.	Rs.	Rs.	Rs.	Rs.	Rs.	Rs.	Rs.	Rs.
26,170,461	25,180,405	29,818,724	32,720,989	34,259,049	51,344,423	53,978,213	54,968,258	65,932,672	63,887,326
4,983,046	4,706,724	4,915,884	6,386,027	4,878,459	7,758,942	7,616,390	7,527,723	8,942,608	7,864,790
1,009	5,388	7,578	12,583	19,509	1,396,435	1,495,423	1,581,656	1,906,014	1,985,714
68,860,758	68,310,346	70,918,883	69,018,578	61,013,211	8,062,727	6,188,588	8,132,987	7,099,982	7,881,931
636	650	921	5,842	2,507	2,195,295	2,302,656	2,636,325	2,608,267	3,395,446
585	3	776	369	554	64,514	91,736	192,197	174,180	221,564
1,033,910	1,565,484	1,479,865	1,152,631	1,788,984	189,719	329,474	289,325	159,527	135,172
1,892,669	2,042,166	1,843,263	2,297,004	2,034,153	165,365	100,293	106,199	135,514	177,678
2,045	4,516	1,930	6,969	1,530	164,149	130,709	102,160	87,712	106,288
32,025	26,688	21,725	12,921	4,691	68,734	57,683	78,176	75,051	42,022
26,983	700	11,436	153,406	292,116	69,334	143,186	198,304	252,581	297,543
753,667	537,599	1,927,884	2,909,365	9,921,807	44,951	29,722	65,961	49,487	71,665
20,402	225,730	28,506	21,969	51,041	625,415	715,006	710,647	824,174	647,227
					478,189	98,537	136,006	140,637	179,162
					72,628,192	73,277,616	76,725,924	88,382,406	86,893,523
					</				

SESSIONAL PAPER No. 10f

653,938	677,506	591,359	715,922	1,095,520	Holland.....	497,291	344,395	552,732	620,870	703,042
2,039,745	1,511,927	753,875	1,734,959	1,275,041	India (except British).....	156,698	116,291	130,370	62,947	138,306
270,540	322,936	335,195	451,178	424,121	Italy.....	611,950	184,364	377,925	451,164	417,319
1,757,075	1,623,854	1,557,068	1,507,041	1,818,653	Japan.....	158,483	312,131	164,920	304,208	225,570
59,256	496,274	101,490	735,176	1,164,892	Java.....	20,140	19,268	93,863	50,974	19,491
32,003	72,726	35,761	31,545	16,297	Norway.....	10,639	11,262	14,465	21,797	18,755
1,394,814	980,350	166,417	38,681	721,149	Russia in Asia.....	145,996	522,321	1,744,955	2,079,264	2,769,592
50,989	2,961	88,101	21,027	16,762	Russia in Europe.....	4,546,036	3,893,535	4,037,725	6,943,483	7,301,567
61,764	172,768	390,769	627,332	1,004,954	Spain.....	1,787	603	382	728	251
184,864	182,330	193,453	164,432	259,141	Sweden.....	59,572	69,257	77,827	128,968	107,586
438,662	431,801	422,815	428,851	484,760	Switzerland.....	506	622	6,665	9,206	34,958
725,963	801,157	1,375,769	1,002,406	1,097,518	United States.....	8,227,981	8,155,648	10,337,656	11,814,331	10,536,074
56,952	61,116	132,653	92,495	191,112	Other Foreign Countries.....	581,215	845,709	1,319,741	1,501,799	2,145,578
12,705,047	12,630,836	12,526,047	14,643,170	16,115,238	Totals, Foreign Countries.....	31,637,734	29,212,443	35,790,990	41,187,595	43,276,883
103,778,196	102,606,399	110,976,875	114,673,587	114,176,611	Totals, British Empire.....	72,628,192	73,277,616	76,725,924	88,382,406	86,893,523
116,483,243	115,237,235	123,502,922	129,316,757	130,291,909	Totals.....	104,265,926	102,490,059	112,516,914	129,570,001	130,170,406
.....	Coal for use of steamers, Exports.....	13,400,740	13,564,780	13,814,240	13,687,780	13,399,280
116,483,243	115,237,235	123,502,922	129,316,757	130,291,909	Grand totals.....	117,666,666	116,054,839	126,331,154	143,257,781	143,569,686

9-10 EDWARD VII., A. 1910

CEYLON.

TOTAL Quantities and Values of the Principal Articles of Merchandise Imported during the Years ended December 31, 1901 to 1908, inclusive.

NOTE:—Rs. Rupees. Rupee 32-4 cents.

ARTICLES.	1904.			1905.			1906.			1907.			1908.		
	Quantity.	Value.		Quantity.	Value.		Quantity.	Value.		Quantity.	Value.		Quantity.	Value.	
		Rs.			Rs.			Rs.			Rs.			Rs.	
Ale, beer and other malt liquors.....	Galls.	225,489	376,124	213,858	345,919		161,125	284,412		140,750	293,668		157,888	272,534	
Apparel, made up.....			414,855		529,404			443,474			477,937			554,631	
Biscuits.....	Lbs.	831,760	295,763	833,388	296,505		954,449	334,498		931,774	328,616		899,356	345,783	
Books.....			166,002		177,915			157,784			200,247			218,227	
Bricks and tiles.....			168,200		238,657			193,880			188,320			240,363	
Butter.....	Lbs.	261,553	174,987	260,214	191,974		298,282	195,980		303,896	225,048		284,832	226,377	
Casks, shooks and staves.....			248,532		363,248			567,519			303,986			235,377	
Cement.....	Cwt.	97,574	184,101	139,408	293,070		144,388	229,770		191,415	309,697		219,193	364,013	
Chemists' sundries.....			326,765		340,303			393,410			424,416			456,274	
Coal and coke.....	Tons.	643,286	11,775,537	610,439	10,432,032		681,478	11,918,938		608,250	10,549,044		697,535	12,627,640	
Coffee.....	Lbs.	2,373,168	794,711	4,410,283	1,790,739		21,62,509	852,141		2,353,133	852,772		2,077,782	720,741	
Confectionery.....	"	529,075	168,170	573,096	187,771		610,791	193,502		658,784	217,889		692,512	224,029	
Cotton manufactures.....			6,637,347		8,139,173			7,709,340			8,256,353			9,564,009	
" twist.....	Cwt.	2,397	163,768	2,982	214,939		2,458	198,391		2,483	203,679			262,542	
Cutlery and hardware.....			942,959		1,051,912			1,090,017			1,272,909			1,298,750	
Curry stuffs.....	Cwt.	170,875	1,980,791	146,475	1,512,657		163,604	1,717,412		156,497	1,729,509		167,428	1,696,005	
Earthenware and chinaware.....			416,882		364,971			365,913			470,784			504,281	
Fancy articles.....			341,316		329,599			398,485			385,113			383,935	
Fish:—Cured and salted.....	Cwt.	215,230	1,720,827	196,612	1,577,057		185,278	1,485,943		209,554	1,688,478		205,062	1,646,418	
Maldiv.....			68,082		75,529		61,892	1,794,899		77,090	2,235,808		69,739	2,022,572	
Timed.....	Lbs.	196,308	88,244	187,053	81,141		202,240	98,262		183,574	92,219		197,828	101,050	
Fruits.....	Cwt.	16,789	321,001	20,396	286,943		18,026	338,058		16,298	337,040		14,972	322,121	
Glassware, including lampware.....			274,424		352,098			518,970			466,578			398,476	
Government stores.....			4,143,722		*			*			*			*	
Grain—															
Flour.....	Cwt.	125,354	1,138,019	126,009	1,143,835		155,110	1,415,835		164,738	1,500,650		145,986	1,333,274	
Paddy.....	"	694,990	2,262,988	729,560	2,372,198		766,236	2,544,599		661,061	2,246,727		379,265	1,358,739	
Rice.....	"	5,548,395	36,124,449	5,926,165	38,565,093		5,966,237	39,049,042		6,208,224	40,984,967		5,879,691	39,852,125	
Other.....			1,298,230		1,399,373			1,585,307			1,749,311			1,738,441	
Haberdashery.....			1,519,644		1,798,351			1,876,222			2,057,516			1,364,400	

SESSIONAL PAPER No. 10f

Iron : Galvanized, &c.	3,051	597,590	3,815	722,889	3,568	769,755	5,106	1,166,789	3,702	803,226
Hoop.	30,404	192,821	30,836	248,359	34,339	229,968	53,906	400,451	28,456	189,679
Nails and manufactures of	11,508	107,713	13,419	163,783	15,994	138,660	13,904	135,809	13,955	128,981
Leather and manufactures of		435,184		261,905		315,334		329,346		354,077
Lead : Pig.	30,908	201,020	48,628	188,942	57,191	609,005	51,283	73,900	73,900	748,100
Tea lead.	2,624	706,265	1,827	498,797	1,866	557,736	997	351,165	1,631	548,659
Tons.	22,655	451,651	22,895	470,750	22,959	439,929	19,947	404,613	19,841	402,142
Live Stock : Horned cattle.	26,633	148,141	94,966	494,611	108,863	539,726	100,310	496,517	91,942	495,868
No.										
Machinery and mill work, including										
sewing machines.		1,105,310		1,116,192		1,064,356		1,143,024		1,285,344
Manures.		2,392,385		2,310,212		2,788,355		3,689,274		4,161,429
Matches.		183,822		200,303		208,902		236,539		250,773
Milk, preserved.		275,251		278,155		334,426		370,951		371,711
Oils—Kerosene		1,765,614		1,192,168		1,454,603		1,426,017		1,697,467
Other.		551,949		599,014		423,551		768,317		728,745
Onions.		195,756		168,446		587,567		642,306		614,753
Opium.		21,692		339,368		18,885		398,946		294,216
Paints and colours.		8,199		139,844		173,270		167,597		168,985
Paper.		356,821		412,684		410,021		429,776		483,213
Peanut (cocoanut cake)		494,871		1,515,977		346,503		1,493,150		339,181
Potatoes.		345,025		306,527		418,850		504,245		448,132
Railway materials.		82,007		82,796		156,950		20,032		11,694
Rubber, mfrs. of.		40,584		118,499				825,436		972,810
Seeds, plants and roots (except for food)										
Silk manufactures.		197,251		230,452		183,794		249,195		361,779
Soap.		465,165		417,655		423,715		432,966		431,327
Spirits—Brandy		17,625		406,343		18,766		483,811		479,943
Gin.		321,780		342,501		46,037		359,308		527,895
Whiskey.		71,572		243,579		89,270		290,875		103,559
Whiskey.		77,784		493,867		78,869		533,687		89,798
Stationery, except paper.		22,463		183,866		214,295		198,776		208,951
Steel, cast.		130,127		205,707		212,851		331,628		58,564
Sugar, refined and unrefined.		2,220,709		2,909,026		2,964,582		3,135,623		3,183,790
Tea chests		1,679,270		1,568,767		1,925,068		1,797,163		2,196,205
Tobacco—Cigars.		276,957		324,901		408,141		394,232		184,053
Other (except snuff).		218,668		163,366		169,715		146,540		144,800
Umbrellas and parasols.		301,766		360,101		369,536		402,959		553,189
Wines.		280,147		286,110		308,261		319,357		318,038
Wood and timber.		843,652		651,934		793,335		700,163		720,286
Woollen manufactures.		524,374		660,485		420,833		486,816		497,791
All other articles		7,548,077		9,916,637		11,772,015		13,871,553		14,456,414
Totals (mdse).		105,344,692		108,324,328		112,789,269		120,061,934		122,420,394
Coin and bullion.		11,138,551		6,912,967		10,713,652		9,254,823		7,871,515
Total imports.		116,483,243		115,237,295		123,502,921		129,316,757		130,291,909

Included with all other articles subsequent to 1904.

CEYLON.

Total Quantities and Values of the Principal Articles of Merchandise Exported during the Years ended December 31, 1904 to 1908, inclusive.

NOTE.—Rs. = Rupees. Rupee = 32.4 cents.

ARTICLES.	1904.		1905.		1906.		1907.		1908.	
	Quantity.	Value.	Quantity.	Value.	Quantity.	Value.	Quantity.	Value.	Quantity.	Value.
		Rs.		Rs.		Rs.		Rs.		Rs.
Arca nuts	144,881	1,943,126	125,565	1,525,916	158,991	2,028,765	162,307	2,415,047	134,667	2,182,660
Cardamoms	9,216	885,408	7,888	583,072	6,565	585,755	7,089	589,021	6,199	704,979
Cinchona bark	162,656	11,385	152,397	10,467	296,820	11,872	261,709	13,085	158,445	9,506
Cinnamon	5,288,304	2,272,940	5,256,720	2,312,498	5,873,280	2,642,128	6,092,576	3,045,708	6,080,592	2,613,761
Coal and coke	660	739	3,743	81,760	127	2,260	41	812	1,232	14,500
Cocoa	67,355	2,448,354	69,431	2,433,556	55,621	2,052,414	93,851	5,232,193	60,614	2,663,379
Cocoanuts	169,016	3,094,433	184,059	945,894	181,807	929,680	205,316	904,536	246,452	1,112,108
" desiccated	6,494	376,652	5,200	3,301,491	4,484	3,404,000	3,507	4,471,427	2,823	4,299,363
" native	79	3,345	29	294,840	257,830	7	201,652	133,572
Coin and manufactures thereof	723,015	2,387,337	391,438	2,327,463	448,700	2,208,464	584,331	2,537,163	748,739	2,379,928
Copperah	18,006,016	7,973,545	19,884,736	4,904,209	19,419,968	5,661,357	20,780,032	5,322,464	8,355,583	1,043,651
Oils : Citronella	510,964	9,197,352	505,428	8,445,702	539,002	9,545,725	478,573	11,830,978	21,327,504	11,984,580
Cocoanut	516,234	6,452,925	612,848	7,170,321	701,845	10,457,490	650,116	8,905,589	516,360	8,003,580
Plumbago	243,673	1,097,989	265,983	1,038,236	263,937	1,004,888	218,956	885,672	303,781	1,215,681
Pumice	676	221,137	1,401	557,945	3,705	1,527,539	7,194	2,976,059	10,494	3,690,001
Rubber, manufactures of	11,490	374,432	10,565	443,575	11,387	476,687	11,944	572,591	10,271	545,991
Skins, dressed	74,216	121,775	73,037	115,829	63,691	113,068	41,428	108,651	49,430	172,754
Spirits, arrack	157,929,342	56,854,563	170,183,572	59,564,250	170,527,146	61,389,772	179,844,827	74,635,605	179,398,312	73,553,307
Tea	416,488	219,817	259,382	267,253	312,174
Timber	38,586	924,295	41,230	982,232	39,201	915,608	35,515	928,824	36,384	811,407
Tobacco, unmanufactured	2,285,745	3,879,049	2,912,236	1,897,224	3,139,450
All other articles
Totals (midse).	101,108,876	102,189,709	109,711,644	120,368,251	128,962,156
Coin and bullion	3,157,050	300,350	2,805,270	201,750	2,208,250
Coal for use of steamers	13,400,740	13,564,780	13,814,240	13,687,780	13,399,280
Total exports	117,666,666	116,054,839	126,331,154	143,257,781	143,569,686

SESSIONAL PAPER No. 10f

COLONY AND PROTECTORATE OF SOUTHERN NIGERIA.

VALUE of Total Imports and Exports from and to each Principal Country during the Years ended December 31, 1904 to 1908, inclusive. (*Including Coin and Bullion.*)

IMPORTS.					EXPORTS.				
1904.	1905.	1906.	1907.	1908.	1904.	1905.	1906.	1907.	1908.
£	£	£	£	£	£	£	£	£	£
10,193,087	10,331,135	11,259,101	16,209,825	15,989,472	6,744,757	6,835,403	8,212,208	9,927,129	8,653,707
237,196	609,910	709,940	840,487	615,891	391,577	119,068	240,530	501,086	157,028
7,033	56,706	168,596	299,749	199,109	45,907	83,020	45,323	115,414	211,676
34,772	58,011	100,701	11	115,924	38,428	219
10,472,088	11,055,762	12,238,338	17,260,061	16,804,483	7,298,165	7,135,919	8,498,280	10,544,529	9,022,441
1,547,245	1,544,699	1,483,830	2,336,321	2,192,482	5,964,971	5,662,208	5,636,398	7,883,838	6,493,218
793,092	864,777	1,321,047	1,565,276	1,481,744	181,198	100,452	55,110	188,392	650,293
32,319	4,511	323,784	167,296	177,341	402,361	276,290
10,799	10,556	150,477	167,325
6,643	522,865	13,743	7,538
38,378	34,602	278,355	441,021	374,130	2,465	2,467	969,766	1,433,439	149,656
52,653	26,873	4,829	68,174
11,072	2,726
32,100	124,151
2,526,301	3,135,759	3,083,232	4,342,618	4,048,356	6,644,474	6,175,560	6,838,615	9,908,630	7,569,457
10,472,088	11,055,762	12,238,338	17,260,061	16,804,483	7,298,165	7,135,919	8,498,280	10,544,529	9,022,411
12,998,389	14,191,521	15,321,570	21,602,679	20,852,839	13,942,639	13,311,479	15,336,895	20,453,159	16,591,868

COLONY AND PROTECTORATE OF SOUTHERN NIGERIA,

TOTAL Quantities and Values of the Principal Articles of Merchandise Imported during the Years ended December 31, 1904 to 1908, inclusive.

ARTICLES.	1904.		1905.		1906.		1907.		1908.	
	Quantity.	Value.	Quantity.	Value.	Quantity.	Value.	Quantity.	Value.	Quantity.	Value.
Apparel, wearing.		\$		\$		\$		\$		\$
Beads.	213,725	273,127	300,808	464,231	371,482
Building materials.	452,819	137,809	88,719	136,354	197,883
Coal.	21,725	117,764	25,858	127,185	27,610	174,779	32,988	908,962	47,392	1,128,176
Coopers stores (shooks only prior to 1906)	78,528	73,107	444,599	191,781	255,154
Cotton goods.	3,524,386	3,898,283	3,702,633	5,247,356	654,318
Earthenware.	89,041	95,464	75,458	98,340	47,85,928
Flour.	27,725	30,806	49,582	53,942	85,692
Grain—Rice.	84,381	184,689	114,941	233,702	112,651	240,437	129,325	299,265	135,955	73,020
Guns.	22,463	70,606	31,318	78,129	16,505	59,631	28,117	77,317	16,389	317,506
Gunpowder.	75,253	80,489	53,752	92,107	56,885
Haberdashery.	69,992	71,773	56,648	69,875	98,423
Hardware and cutlery.	455,033	502,045	522,884	972,617	89,109
Kola nuts.	20,667	199,845	26,427	221,779	33,302	287,493	42,593	306,840	40,402	895,563
Matches.	37,609	28,027	48,019	48,817	325,278
Oil, kerosene.	486,941	51,713	499,250	75,560	1,067,007	189,464	1,442,850	1,607,412	1,607,412	57,519
Provisions.	286,121	336,986	374,100	532,894	286,539
Railway and bridge materials.	121,195	315,778	388,608	412,426	512,299
Salt.	32,171	233,770	28,308	204,716	27,391	190,155	30,799	231,561	1,430,420
Silk goods.	127,828	136,833	293,543	236,695	184,611
Spirits—										
Geneva.	2,370,685	1,068,302	2,119,997	1,003,774	2,708,855	1,225,290	3,208,554	1,536,942	2,404,969	1,236,099
Rum.	811,106	209,982	525,842	151,820	505,626	138,125	738,775	210,565	722,429	240,792
Tobacco—										
Cigars and cigarettes.	15,549	40,062	54,453	57,811	70,089
Other kinds.	4,987,733	519,672	4,323,705	451,218	5,956,197	521,322	5,798,614	729,601	4,572,048	689,255
Wines.	48,350	26,009	30,310	37,373	63,947
Woollen goods.	84,412	86,933	87,405	132,665	126,781
All other articles.	3,077,309	3,629,070	3,523,862	4,672,058	5,252,030
Totals (induse)	11,590,040	12,893,129	13,856,942	18,684,791	19,693,317
Coin and bullion.	1,408,349	1,298,392	1,464,628	2,917,888	1,159,522
Total imports.	12,998,389	14,191,521	15,321,570	21,602,679	20,852,839

SESSIONAL PAPER No. 10f

COLONY AND PROTECTORATE OF SOUTHERN NIGERIA.

TOTAL Quantities and Values of the Principal Articles of Merchandise Exported during the Years ended December 31, 1904 to 1908, inclusive.

ARTICLES.	1904.		1905.		1906.		1907.		1908.	
	Quantity.	Value.	Quantity.	Value.	Quantity.	Value.	Quantity.	Value.	Quantity.	Value.
Coal	12	151	50	257	20	97	94	711	94	711
Cocoa	1,189,460	91,853	1,053,308	82,329	1,019,987	131,663	2,089,226	232,821	3,060,609	246,190
Cotton, raw	1,148,551	72,177	1,377,378	77,219	2,035,923	202,268	4,081,530	472,276	2,294,356	259,476
Cotton goods	79,579	105,193	58,239	66,497	32,339
Country cloths	17,549	20,795	19,092	35,419	6,968
Ivory	6,750	21,398	13,098	17,476	11,894	12,473	8,129	11,232	8,524	13,578
Palm kernels	139,788	6,221,517	119,772	5,874,338	113,347	5,810,502	133,630	8,070,354	136,558	6,933,029
Palm oil	16,225,175	4,521,960	14,157,385	4,174,870	16,032,571	4,874,687	18,332,531	6,391,604	18,328,896	5,690,674
Potash	10,828	11,792	10,020	12,030	8,774
Rubber	2,674,384	885,499	3,114,735	1,214,890	3,434,279	1,494,441	2,843,823	1,192,279	1,222,203	473,512
Shea products (shea butter prior to 1907)	652,004	34,072	957,602	48,642	813,120	33,088	7,222,634	153,840	9,603,798	290,745
Spirits—Rum	1,339	818	1,132	1,022	40	54	4,877	895	1,755	380
Wood and timber—Mahogany	125,808	299,575	334,427	336,973	375,551
All other articles	1,137,582	586,668	1,377,517	1,822,329	2,056,840
Total (indise)	13,229,791	12,445,086	14,358,568	18,801,549	16,234,767
Coin and bullion	721,848	806,393	978,227	1,651,610	357,101
Total exports	13,942,639	13,311,479	15,336,895	20,453,159	16,591,868

CYPRUS.

VALUE of the Total Imports and Exports from and to each Principal Country during the Years ended December 31, 1904 to 1908, inclusive. (*Including Coin and Bullion*)

IMPORTS				EXPORTS.					
				COUNTRIES.					
1904.	1905.	1906.	1907.	1908.	1904.	1905.	1906.	1907.	1908.
£	£	£	£	£	£	£	£	£	£
677,347	707,375	745,291	944,494	770,515	670,909	433,484	634,609	964,890	753,656
20,061	13,179	10,186	40,622	30,840	6,142	3,290	13,524	9,256	41,853
697,408	720,554	755,477	985,116	801,355	677,051	436,774	648,133	974,146	795,509
				<i>British Empire.</i>					
				United Kingdom.....					
				Other British Possessions.....					
				Totals, British Empire.....					
				<i>Foreign Countries.</i>					
				Austria-Hungary.....					
				Belgium.....					
				Egypt.....					
				France.....					
				Germany.....					
				Greece.....					
				Italy.....					
				Russia.....					
				Turkey.....					
				United States.....					
				Other Foreign Countries.....					
				Totals, Foreign Countries.....					
				Totals, British Empire.....					
				Grand totals.....					
217,248	239,498	284,907	332,558	341,196	95,002	108,279	122,251	95,498	62,351
36,612	30,076	46,423	59,777	66,722	7,456	10,132	10,988	20,250	623
419,370	364,061	716,554	600,034	465,511	1,07,406	869,878	898,275	955,185	1,399,181
107,273	129,468	135,566	290,896	181,361	136,370	294,443	329,882	408,454	374,665
44,428	81,629	85,604	96,335	124,489	18,912	5,032	4,920	5,441	38,733
70,990	74,660	84,541	86,524	100,394	16,629	23,715	23,920	115,311	69,170
145,752	190,355	228,748	278,802	251,843	28,660	57,495	50,915	51,002	26,421
32,597	15,642	21,369	48,584	76,256	44	63	565	49	170
493,301	462,391	530,681	662,237	565,414	204,575	210,225	165,145	345,504	264,547
2,062	7,923	11,349	68,889	5,124	18,644	14,035	13,038	5,635	3,553
26,742	29,861	33,551	69,889	51,736	40,136	102,703	97,220	114,126	145,877
1,601,975	1,625,564	2,179,386	2,435,630	2,210,046	1,699,834	1,696,000	1,707,119	2,116,455	2,385,291
697,408	720,554	755,477	985,116	801,355	677,051	436,774	648,133	974,146	795,509
2,299,383	2,346,118	2,934,863	3,420,746	3,011,401	2,376,885	2,132,774	2,355,252	3,090,601	3,180,800

SESSIONAL PAPER No. 10f

CYPRUS.

TOTAL Quantities and Values of the Principal Articles of Merchandise Imported during the Years ended December 31, 1904 to 1908, inclusive.

ARTICLES.	1904		1905		1906		1907		1908	
	Quantity.	Value. \$	Quantity.	Value. \$	Quantity.	Value. \$	Quantity.	Value. \$	Quantity.	Value. \$
Agricultural implements.....		3,923		3,256		20,260		13,641		4,156
Alc and beer.....		11,271		8,404		13,086		16,878		13,198
Animals.....	No.	915	278	1,567	720	13,237	1,135	22,625	2,648	18,153
Arms and ammunition.....		2,988		9,562		12,455		26,387		19,724
Books.....		8,366		9,285		11,559		15,369		4,842
Bricks and tiles.....	No.	3,069	593,879	11,704	631,734	11,174	609,924	11,841		27,214
Butter.....	Cwt.	35,008	1,994	31,968	2,657	45,012	2,712	46,136	2,435	43,571
Candles.....		7,057	575	5,397	860	8,317	1,073	10,312	788	8,034
Cheese.....	"	3,402	384	5,416	720	9,451	523	8,044	471	7,378
Coal.....	Tons.	18,201	3,224	20,143	4,072	25,078	7,780	51,878	3,106	21,773
Coffee.....	Cwt.	28,625	3,339	36,593	4,205	44,905	4,184	41,464	5,013	45,635
Copper, unwrought.....	"	9,723	635	13,296	584	14,546	628	17,997	826	16,398
Corn—										
Beans and peas.....	Cwt.	12,980	3,618	10,210	5,846	16,707	11,030	31,969	7,656	22,522
Flour.....	"	19,360	20,486	46,671	23,519	57,339	18,410	47,781	6,121	19,014
Vetches.....	Bush.	4,939	862	414	13,132	8,551	61,607	54,555	57,359	51,498
Wheat.....	"	93	535	638	25,432	22,100	29,563	25,389	66	63
Cotton piece goods.....		208,877		224,489		261,997		336,432		258,162
" yarn and thread.....	Cwt.	149,650	9,130	162,970	8,204	154,862	11,128	194,866	9,631	168,994
Earthenware and glassware.....		32,003		39,070		37,556		48,073		48,428
Fish, dried, &c.....	Cwt.	14,663	2,498	14,063	3,273	20,416	6,124	38,734	4,121	27,568
Fruits.....	"	4,278	2,675	7,456	2,157	6,604	3,461	11,247	2,272	7,344
Furniture.....		11,899		13,140		15,520		13,787		10,346
Haberdashery and millinery.....		39,892		51,791		65,267		106,772		76,144
Hardware and cutlery.....		13,135		19,180		17,635		20,669		18,226
Hides and skins.....	No.	5,825	9,585	10,108	17,892	15,856	38,561	19,812	18,452	21,754
Iron and steel, unwrought.....	Cwt.	20,727	10,783	21,817	11,358	23,214	13,690	32,393	18,936	61,963
Iron manufactures.....		24,601		40,783		49,129		70,703		13,938
Indigo.....	Lbs.	14,342	20,518	18,562	6,362	12,697	19,225	18,508	11,994	4,701
Jewellery.....		4,073		4,171		6,225		12,848		165,116
Leather and leather mfrs.....		122,226		129,630		124,679		169,317		

CYPRUS.

TOTAL Quantities and Values of the Principal Articles of Merchandise Imported, &c.—*Concluded.*

ARTICLES.	1904.		1905.		1906.		1907.		1908.	
	Quantity.	Value. £	Quantity.	Value. £	Quantity.	Value. £	Quantity.	Value. £	Quantity.	Value. £
Linon and hemp manufactures.....										
Machinery.....		7,646		9,388		13,661		12,950		10,750
Matches.....		35,877		35,872		94,204		108,507		59,553
Medicines.....	36,367	9,139	28,363	6,906	49,955	11,680	49,362	10,804	48,673	10,726
Musical instruments.....		9,354		13,140		12,819		16,294		16,303
Oil—		3,621		2,793		3,241		5,519		5,348
Olive.....	4,294	31,473	5,291	41,386	7,876	61,330	8,981	82,353	788	7,100
Petroleum.....	384,423	59,451	204,610	36,563	449,761	75,268	335,508	57,202	379,060	99,124
Paints and colours.....	437	2,117	623	3,061	631	3,032	996	5,324	940	4,468
Paper and paper goods.....		9,057		11,164		10,458		15,354		13,539
Perfumery.....		3,597		3,932		4,151		5,285		4,511
Provisions.....		23,165		30,850		44,438		39,405		40,018
Rice.....	12,123	26,188	15,515	34,329	14,338	33,731	17,372	39,507	18,514	47,061
Sacks.....	292,596	33,585	323,048	42,296	372,202	52,901	398,738	78,957	502,651	72,367
Silk manufactures.....		21,505		28,621		36,708		43,128		24,567
Soap.....	6,782	37,979	7,716	48,584	8,014	50,097	8,697	58,079	9,337	62,654
Stationery and playing cards.....		11,140		10,102		14,478		14,770		14,790
Stores: Government and mili- tary.....		220,713		228,334		159,218		122,187		141,746
Sugar.....	25,701	79,108	21,010	82,388	30,039	96,014	30,656	102,482	32,196	113,208
Timber and firewood.....		71,394		108,984		119,735		144,549		161,943
Tobacco leaf.....	4,386	78,986	4,386	79,107	4,188	65,082	4,772	89,673	4,873	92,262
Tunbaki.....	55,336	4,881	42,260	3,684	95,446	11,407	77,815	12,580	69,096	8,691
Woollen manufactures.....		100,214		116,459		118,479		151,572		170,828
All other articles.....		150,728		154,550		202,734		300,468		332,814
Totals (ndse).....		1,890,807		2,093,334		2,440,420		3,061,396		2,761,561
Coin and bullion.....		408,576		252,784		494,443		359,350		249,840
Total imports.....		2,299,383		2,346,118		2,934,863		3,420,746		3,011,401

SESSIONAL PAPER No. 10f

CYPRUS.

Total Quantities and Values of the Principal Articles of Merchandise Exported during the Years ended December 31, 1904 to 1908, inclusive.

ARTICLES.	1904.		1905.		1906.		1907.		1908.	
	Quantity.	Value.	Quantity.	Value.	Quantity.	Value.	Quantity.	Value.	Quantity.	Value.
Animals. No.	29,709	245,747	32,355	156,765	22,352	133,298	13,743	106,682	8,834	94,870
Aniseed. Cwt.	4,092	13,680	2,914	13,179	3,149	15,651	1,968	11,028	1,110	5,803
Cheese. Tons.	5,606	39,128	4,705	35,239	2,511	20,625	2,200	22,187	2,786	28,348
Carobs. Tons.	31,887	507,598	25,187	414,178	44,965	766,267	42,381	737,835	253,378	919,026
Corn—Beans and peas. Cwt.	2,529	3,300	20,724	27,346	15,834	22,367	7,436	12,678	8,742	14,414
Barley. Bush.	1,525,307	498,006	1,060,619	421,049	610,519	277,624	1,435,460	727,946	888,947	448,365
Oats. " "	217,470	54,093	142,863	45,007	49,452	16,741	75,581	26,708	35,437	12,804
Wheat. " "	247,704	156,118	147,405	107,719	41,593	34,038	251,632	221,905	517,295	489,351
Cotton, raw. Cwt.	1,508	17,462	4,223	42,737	4,014	46,487	5,025	58,370	4,567	52,365
" manufactures. " "		7,534		7,641		9,860		6,195		11,869
Flax. Cwt.	3,176	4,760	1,700	2,322	3,431	5,183	2,178	2,798	2,314	3,012
Fruits—Grapes. Cwt.	12,025	9,023	8,607	5,879	9,563	7,389	7,389	5,650	6,807	6,477
Oranges and lemons. No.	6,917,710	20,391	6,885,495	22,513	8,421,217	29,473	6,553,635	25,881	5,669,320	24,113
Pomegranates. Cwt.	40,194	34,330	46,855	41,372	42,374	39,454	56,172	54,886	57,101	52,413
Raisins. Cwt.	47,217	80,826	47,066	72,659	56,692	126,854	40,498	88,826	43,570	87,439
Other fruit. Tons.	5,603	10,561	6,131	13,111	4,968	16,884	7,841	25,934	4,683	15,486
Hides and skins. Cwt.	11,115	31,765	15,973	42,501	20,597	55,600	24,209	68,148	20,992	57,562
Linseed. Cwt.	1,635	49,372	1,745	51,387	2,122	73,268	1,266	49,795	1,772	40,189
Sesame. " "	23,343	40,208	30,564	59,904	26,600	55,962	20,007	47,400	10,922	25,501
Silk cocoons. " "	827	2,730	3,293	10,979	288	949	2,171	3,782	213	1,119
Spirits. Galls.	873	63,890	1,072	93,878	1,197	105,508	1,409	149,825	1,071	87,673
Sponges. Lbs.	71,000	28,022	65,522	24,674	59,463	19,423	49,880	22,566	49,230	22,826
Straw. Cwt.	1,201	4,726	5,648	18,367	2,078	6,853	23,559	92,486	4,071	15,271
Sumac and shimia. Cwt.	20,327	2,253	63,339	10,137	72,681	13,349	57,083	12,955	60,229	14,225
Terra umbra. Tons.	8,661	7,173	9,556	7,825	7,207	6,609	13,454	15,461	10,998	14,162
Tobacco and tumbek. Lbs.	2,268	5,538	2,761	6,818	2,255	6,258	6,519	20,279	2,254	16,407
Vegetables. Cwt.	77,137	20,727	23,635	10,989	19,216	13,458	32,372	26,382	33,961	5,717
Vinegar. Gall.	48,249	36,207	45,979	31,380	52,451	38,580	52,451	48,389	50,159	50,597
Wines. " "	182,697	10,589	211,979	12,249	201,898	11,422	209,691	12,091	209,507	11,865
	1,320,557	142,048	1,021,300	110,905	914,340	109,402	962,672	116,249	887,545	115,815

CYPRUS.

TOTAL Quantities and Values of the Principal Articles of Merchandise Exported, &c.—*Concluded.*

ARTICLES.	1904.		1905.		1906.		1907.		1908.	
	Quantity.	Value.	Quantity.	Value.	Quantity.	Value.	Quantity.	Value.	Quantity.	Value.
Wood, raw	3,950	40,744								
All other articles		85,959	4,746	53,577		54,799		40,534	3,503	34,475
				89,408		119,997	3,324	69,358		90,941
Totals (mdse)		2,268,499		2,063,775		2,290,040		2,987,179		2,865,991
Coin and bullion		108,386		68,999		95,212		153,422		314,809
Total exports		2,376,885		2,132,774		2,385,252		3,060,601		3,180,800

SESSIONAL PAPER No. 10f

FLJ.I.

VALUE of the Total Imports and Exports from and to each Principal Country during the Years ended December 31, 1904 to 1908, inclusive.

IMPORTS.					EXPORTS.				
1904.	1905.	1906.	1907.	1908.	COUNTRIES.				
£	£	£	£	£					
59,427	57,241	208,823	280,330	156,575	<i>British Empire.</i>				
77,623	90,800	84,923	88,048	132,461	United Kingdom	\$5,011	119,802	5,937	2,521
1,607,231	1,632,229	76,343	115,237	2,518,748	Canada	117,438	250,577	723,221	269,102
266,038	293,006	1,836,442	2,160,639	333,863	India	274,300	380,169	1,326,556	1,346,704
3,961	20,909	531,882	417,706	11,637	New South Wales	2,037,529	2,213,690	2,110,182	2,655,097
		30,395	20,602		New Zealand	155,611			
					Victoria	1,703	3,016	375	663
					Other British Possessions				
2,034,280	2,114,785	2,768,808	3,082,552	3,153,284	Totals, British Empire	2,691,592	2,967,254	4,166,271	4,274,087
					<i>Foreign Countries.</i>				
					Azores	142,179	251,214	121,667	
1,168	175	78	1,100	1,119	France	37,098			
62,172					Hawaii	88	53	83	58
20,308	32,383	192,058	19,710	47,090	South America				
23,380	7,869	5,275	25,939	23,423	United States		219,000		
					Other Foreign Countries	332	306	1,285	706
107,028	40,427	197,406	46,749	71,632	Totals, Foreign Countries	179,697	470,573	123,635	764
2,034,280	2,114,785	2,768,808	3,082,552	3,153,284	Totals, British Empire	2,691,592	2,967,254	4,166,271	4,274,087
2,141,308	2,155,212	2,966,214	3,129,301	3,224,916	Grand totals	2,871,289	3,437,827	4,289,306	4,274,851

FL.I.

Total Quantities and Values of the Principal Articles of Merchandise Imported during the Years ended December 31, 1904 to 1908, inclusive.

ARTICLES.	1904.		1905.		1906.		1907.		1908.	
	Quantity.	Value.	Quantity.	Value.	Quantity.	Value.	Quantity.	Value.	Quantity.	Value.
		£		£		£		£		£
Bacon and hams		9,387		9,885		10,483		12,950		13,549
Bags and sugar mats		75,745		71,686		61,325		97,491		123,315
Books and stationery		30,869		32,168		32,538		36,724		40,997
Bran and pollard		11,470		16,335		19,057		24,167		31,526
Breadstuffs and biscuits		169,463		152,263		190,102		198,916		248,273
Butter		33,186		42,934		52,374		59,947		70,387
Cement		13,485		15,083		20,527		17,389		34,996
Coal		95,328		113,164		86,567		124,377		96,311
Confectionery		5,834		7,411		6,224		7,592		9,008
Cordage		12,726		14,123		15,172		21,428		17,822
Dholl and gram		6,915		12,789		11,540		15,317		15,179
Drapery		370,197		368,732		489,318		575,308		572,155
Drugs		25,681		24,201		23,700		29,619		31,420
Fish		30,457		28,888		23,906		44,215		52,398
Furniture		14,770		14,575		17,638		18,474		20,892
Galvanized iron and goods		53,197		52,350		73,598		64,814		86,033
Glassware and crockery		10,677		13,208		13,694		16,007		16,965
Grain		1,480		4,477		7,306		18,630		2,487
Grease		10,985		12,492		14,220		18,110		19,345
Hardware and cutlery		178,461		148,331		233,658		241,587		245,139
Iron rails and fish plates		33,632		24,460		79,783		136,500		26,392
Jewellery		11,218		12,079		15,052		18,210		17,822
Leather and manufactures of		36,060		42,145		46,885		61,320		61,198
Liquors		66,659		64,308		71,803		82,942		84,991
Live stock		52,224		83,107		197,489		35,089		55,399
Machinery		109,062		135,094		312,021		220,674		242,224
Manures		76,616		20,609		63,232		34,164		21,787
Meats		54,507		46,666		71,472		71,404		74,494
Nails		9,421		5,945		11,933		11,933		11,933
Oils		56,234		64,945		72,800		106,784		97,051
Paints		12,258		15,102		13,685		21,887		15,004

SESSIONAL PAPER No. 10f

Rice.....	54,944	36,737	71,802	55,732	54,584
Sugar.....	17,442	25,696	24,318	18,810	20,303
Timber.....	77,234	87,040	120,239	136,305	190,330
Tobacco.....	30,625	36,358	38,194	48,316	52,978
Umbrellas and parasols.....	5,065	6,214	6,570	12,488	8,097
Vegetables and fruits—Dried.....	9,354	9,188	9,504	12,863	13,320
Green.....	17,355	33,735	32,743	24,294	36,918
All other articles, including goods re-exported.....	249,125	250,557	288,208	376,974	388,492
Total imports.....	2,141,308	2,155,212	2,966,214	3,129,301	3,224,916

FIJI.

Total Quantities and Values of the Principal Articles of Merchandise Exported during the Years ended December 31, 1904 to 1908, inclusive.

ARTICLES.	1904.		1905.		1906.		1907.		1908.	
	Quantity.	Value.	Quantity.	Value.	Quantity.	Value.	Quantity.	Value.	Quantity.	Value.
Cocoanuts	2,654	\$ 3,032		\$ 3,587		\$ 7,464		\$ 5,529		\$ 8,959
Copra	7,729	437,479	2,744	632,335	4,577	723,740	4,184	907,716	6,896	757,005
Fruits, green		107,562	10,511	141,113	10,119	475,365	11,531	388,705	13,018	302,785
Maize	1,789	847		764		2,131		501		7,400
Peanuts	29	2,507	1,274	3,864	3,306	3,382	704	1,411	10,261	2,068
Pearl shell	1	234	55	968	28	1,265	22	856	29	102
Shell, tortoise	14	6,540	6	6,467	11	10,390	6	7,835	1	8,492
Sugar	52,138	2,284,369	15	2,626,024	20	1,689,696	14	2,983,728	66,149	3,150,222
All other articles		28,719	58,488	22,705	38,523	23,160	66,597	43,025		37,818
Total exports		2,871,289		3,437,827		2,936,593		4,289,306		4,274,851

SESSIONAL PAPER No. 10f

GOLD COAST.

VALUE of the Total Imports and Exports from and to each Principal Country during the Years ended December 31, 1904 to 1908, inclusive. (*Including Coin and Bullion.*)

IMPORTS.					EXPORTS.				
COUNTRIES.					COUNTRIES.				
1904.	1905.	1906.	1907.	1908.	1904.	1905.	1906.	1907.	1908.
£	£	£	£	£	£	£	£	£	£
6,984,805	5,084,002	7,740,243	8,557,133	7,183,838	4,210,085	5,729,852	7,414,118	9,512,514	9,501,654
.....
.....
.....
.....
.....
.....
.....
.....
.....
.....
.....
.....
.....
.....
.....
.....
.....
.....
.....
.....
.....
.....
.....
.....
.....
.....
.....
.....
.....
.....
.....
.....
.....
.....
.....
.....
.....
.....
.....
.....
.....
.....
.....
.....
.....
.....
.....
.....
.....
.....
.....
.....
.....
.....
.....
.....
.....
.....
.....
.....
.....
.....
.....
.....
.....
.....
.....
.....
.....
.....
.....
.....
.....
.....
.....
.....
.....
.....
.....					

9-10 EDWARD VII., A. 1910

GOLD COAST.

TOTAL Quantities and Values of the Principal Articles of Merchandise Imported during the Years ended December 31, 1904 to 1908, inclusive.

ARTICLES.	1904.		1905.		1906.		1907.		1908.	
	Quantity.	Value.	Quantity.	Value.	Quantity.	Value.	Quantity.	Value.	Quantity.	Value.
		£		£		£		£		£
Agricultural implements.				33,108		31,989		38,037		40,043
Ale, beer and porter.				29,912		36,056		38,076		48,657
Animals, living.				39,223		16,377		9,129		2,716
Apparatus and structural materials for telegraphs, telephones and electric lighting.				17,316		8,390				
Apparel, wearing.		346,336		9,550		8,390		19,797		15,991
Bags and sacks.				253,884		295,421		399,407		387,027
Beads.				31,173		48,836		68,654		64,230
Beef and pork.		126,139		87,857		79,959		109,846		137,577
Blue, indigo.		57,165		45,698		46,944		55,387		43,011
Books, printed.				166,057		263,372		30,495		226,337
Brass and copperware.				26,752		27,020		28,222		25,447
Bread and biscuits.				24,304		17,175		19,131		28,986
Building materials.				66,882		55,348		55,222		40,558
Candles.		131,917		108,029		144,170		158,264		137,527
Carriages and carts.				468,191		67,321		85,054		81,867
Cartridges (filled).		24,221		22,021		87,936		12,488		14,697
Clocks and watches.				8,361		21,447		18,795		22,265
Coal.				10,357		373,630		13,795		13,111
Coopers' stores.		48,122		9,582		9,967		173,691		18,868
Cordage.		70,440		47,717		186,359		127,180		76,007
Cotton goods, including twist and yarn.		111,626		103,639		93,727		108,108		119,136
Drugs and chemicals.		1,814,238		1,752,117		1,898,635		2,498,455		2,149,753
Earthenware.				88,403		128,358		139,886		119,827
Flour.		13,490		32,222		29,463		37,478		47,664
Firearms.		293,013		18,326		22,601		22,435		31,273
Furniture.		90,890		177,895		21,924		138,790		181,595
Galvanized iron and slates.				70,902		80,762		100,790		99,221
Glassware.				59,252		95,747		128,047		151,152
Gunpowder.		5,674		14,902		14,449		13,349		15,203
Hardware and cutlery.		258,921		92,379		20,089		28,971		32,957
Lumber.				189,422		213,651		263,350		269,711
				89,235		95,387		150,365		83,833
				2,242,920		2,299,932		3,506,913		2,010,810

SESSIONAL PAPER No. 10f

Machinery.....	834,302	416,717	919,140	787,422	725,513
Mineral waters.....	46,272	37,201	37,444	48,876
Musical instruments.....	22,591	22,591	17,522	35,021
Oil, kerosene.....	815,101	714,465	121,924	89,006	140,379
Paints and oils.....	42,342	56,385	53,990
Perfumery.....	121,982	83,612	102,068	145,046	124,431
Produce (<i>bona fide</i> of West Africa).....	54,117	45,761	37,807	42,963
Provisions.....	621,202	343,400	412,645	428,851	486,730
Railway plant and rolling stock.....	32,383	14,497	15,476	24,619	9,242
Rice.....	227,035	74,787	197,650	271,132
Salt.....	72,035	27,890	22,415	32,032	37,205
Silk goods.....	192,808	156,580	134,291	246,502	203,013
Soap.....	38,941	88,081	116,737	122,465	137,990
Spirits: Gin and Geneva.....	309,330	268,831	254,614	299,840	280,120
Rum.....	664,730	249,239	702,835	274,163	317,555
Whiskey.....	65,816	53,133	55,854	64,892	63,934
Other spirits.....	8,180	11,948	11,070	13,335
Stationery.....	62,177	65,719	70,547	75,044
Sugar.....	22,844	109,378	123,418	27,299
Tobacco, all kinds.....	1,004,246	161,821	225,897	237,476
Tools.....	218,065	48,000	210,980	57,037	53,071
Umbrellas.....	21,155	23,192	26,898	25,652
Vehicles.....	27,954	46,419
Vedicated.....	315	13,908	9,905	18,897	20,066
Vessels.....	63	19,506	49,066	57,363	62,950
Wines.....	35,470	57,623	58,205	68,537	85,395
Woolen goods, including twist and yarn.....	73,865	63,397	58,293	75,209	73,798
All other articles.....	346,671	490,731	487,891	737,229
Totals (ndisc.).....	8,399,900	6,719,216	7,942,105	9,388,788	9,094,134
Coin and bullion.....	1,342,470	512,980	2,078,062	2,126,694	782,507
Total imports.....	9,742,370	7,232,196	10,020,167	11,515,482	9,876,641

GOLD COAST.

Total Quantities and Values of the Principal Articles of Merchandise Exported during the Years ended December 31, 1904 to 1908, inclusive.

ARTICLES.	1904.		1905.		1906.		1907.		1908.	
	Quantity.	Value.	Quantity.	Value.	Quantity.	Value.	Quantity.	Value.	Quantity.	Value.
Cocoa	11,151,458	973,455	11,407,608	999,137	20,104,504	1,636,509	20,936,400	2,506,766	28,545,910	2,631,996
Coffee	4,914	326	5,282	380	2,769	238	516	48	436	53
Copra	221	12,673	251	15,369	527	20,878	386	30,105	613	31,584
Concentrates								161,016		116,360
Cotton, raw			29,124	2,511	92,886	4,973	56,088	4,701	51,480	5,700
Cotton manufactures				8,590		5,879		19,393		1,445
Gum, copal			29,212	1,976	191,162	10,781	398,363	24,985	380,951	23,161
Kola nuts		266,513		292,335		358,312		383,985		410,562
Lumber	16,012,560	261,236	8,563,362	110,883	7,807,151	389,894	18,528,348	824,695	19,010,493	770,451
Monkey skins	478	136	1,001	204	776	175	285	58		17
Palm kernels	10,967	421,385	9,780	382,642	9,355	393,362	9,753	495,333	8,956	378,729
" oil	2,236,730	626,593	1,538,272	430,013	2,143,118	608,372	1,867,945	581,411	2,255,371	630,463
Rubber (African)	4,013,837	1,755,134	3,687,778	1,575,700	3,649,668	1,627,921	3,549,548	1,621,184	1,773,248	818,300
All other articles		66,368		37,375		228,019		73,578		43,841
Totals (midse.)		4,386,779		4,007,515		5,285,339		6,730,358		5,892,602
Gold and bullion :-										
Bullion, gold and gold dust	93,548	1,681,959	158,736	2,963,370	217,288	4,000,522	292,125	5,501,078	288,546	5,439,767
Coin, gold and silver		452,732		1,040,352		430,000		621,410		936,791
Total exports		6,521,460		8,011,237		9,715,870		12,856,146		12,289,163

SESSIONAL PAPER No. 10f

GRENADA.

VALUE of the Total Imports and Exports from and to each Principal Country during the Years ended December 31, 1904 to 1908, inclusive. (*Including Coin and Bullion.*)

IMPORTS.					COUNTRIES.		EXPORTS.				
1904.	1905.	1906.	1907.	1908.	<i>British Empire.</i>		1904.	1905.	1906.	1907.	1908.
£	£	£	£	£			£	£	£	£	£
576,821	487,066	421,604	604,259	664,986	United Kingdom.....	1,018,642	885,592	583,523	876,428	1,024,740	
127,463	104,551	117,101	167,710	119,851	Barbados.....	6,603	5,173	6,741	10,623	13,412	
57,480	103,918	74,251	58,375	101,747	Canada.....		3,918	2,278	234	214	
1,168	1,957	1,100	2,151	1,482	Jamaica.....	45	59		58	25	
1,812	1,820	2,789	54,499	6,848	St. Lucia.....	667	692	331	2,515	2,711	
11,304	21,706	22,557	19,060	23,740	St. Vincent.....	1,916	3,700	5,486	5,387	11,282	
77,429	78,951	98,136	117,958	77,419	Trinidad.....	13,365	20,449	18,610	12,663	13,568	
1,905	1,294	11,311	10,631	20,572	Other British Possessions.....	336	313	1,810	2,955	22,187	
852,382	801,243	748,849	984,983	1,046,615	Totals, British Empire.....	1,044,514	919,896	618,782	910,893	1,088,089	
					<i>Foreign Countries.</i>						
11,178	5,623	4,555	2,915	1,874	Dutch West Indies.....	1,629	195	172	657	612	
4,434	1,869	3,368	2,487	6,175	France.....	218,372	164,391	174,514	650,618	190,783	
3,246	1,898	1,845	1,742	647	Germany.....		20	521	715		
		599	998	2,341	Holland.....	944	9,460	7,057	4,151	10,502	
370,260	338,360	325,565	407,476	411,744	United States.....	297,479	287,108	217,442	162,640	156,570	
3,815	4,541	1,723	2,531	1,840	Venezuela.....	2,312	701	3,893	1,119	1,533	
1,861	1,112	948	1,703	4,173	Other Foreign Countries.....	687	146	49	31	291	
394,794	353,403	338,603	419,852	431,794	Totals, Foreign Countries.....	521,411	462,921	403,948	1,419,961	660,231	
852,382	801,243	748,849	984,983	1,046,615	Totals, British Empire.....	1,044,514	919,896	618,782	910,893	1,088,089	
1,247,176	1,154,646	1,087,452	1,404,835	1,478,409	Grand totals.....	1,565,928	1,381,917	1,022,730	2,030,854	1,748,320	

9-10 EDWARD VII., A. 1910

GRENADA.

Total Quantities and Values of the Principal Articles of Merchandise Imported during the Years ended December 31, 1904 to 1908, inclusive.

ARTICLES.	1904.		1905.		1906.		1907.		1908.	
	Quantity.	Value.	Quantity.	Value.	Quantity.	Value.	Quantity.	Value.	Quantity.	Value.
Animals, living	140	20,040	184	12,711	81	3,961	188	8,122	182	9,178
Boots and shoes	26,737	16,420	21,380	26,309	29,190
Bread	495,527	19,184	478,220	18,771	411,217	15,393	514,341	19,748	451,473	19,899
Butter	33,369	9,465	32,406	9,747	31,886	9,860	40,326	12,453	36,916	11,470
Carriages and other vehicles on springs	3,718	4,609	3,169	7,811	5,182
Cement	6,263	2,743	4,609	4,203	4,867	2,515	4,244	1,848	2,701
Cheese	5,723	5,416	4,618	5,309	4,847
Coal	2,408	11,324	979	4,098	1,645	8,848	1,026	12,009	1,650	15,641
Cordage and rope	8,225	5,258	6,727	9,587	8,141
Earthenware and glassware	16,303	11,899	11,023	14,975	15,340
Fish	73,779	157,743	26,316	77,219	60,162	68,848	33,669	105,457	32,596	62,133
Flour, wheat	26,670	10,390	12,220	29,387	140,783	16,109	187,065
Furniture	6,998	96,060	6,735	102,329	8,336	93,670	9,281	87,865	18,094
Lard	92,694	13,291	11,670	11,398	13,271	13,169
Leather, mfd.	8,954	6,978	6,492	8,006	9,752
Malt liquor	2,618	4,180	5,314	4,764	4,998
Meal	105,885	18,630	18,474	12,708	15,413	28,011
Manures	13,855	16,679	13,800	15,646	16,157
Medicinal extracts and preparations	46,263	604,204	44,442	518,747	41,902	616,580	52,253	504,069	45,375
Meats	633,666
Metal manufactures—	21,077	63,797	3,148	2,647	1,801
Hardware	60,580	234	433	76,869	109,183
Other	15,909	978	234	2,814	433	41,540	8,643	3,665
Mclasses	28,368	18,001	26,922	34,713	29,502	24,885	22,186	21,315
Oats	117,011	106,675	108,209	134,713	112,539	41,225	110,644	39,074
Oils	194,250	17,390	162,977	16,875	192,767	20,664	158,264	16,766
Oleomargarine and butterine	4,093	3,315	4,628	4,059
Paints and varnishes	3,441	1,922	3,378	3,776	4,185
Paper	3,620	6,209	6,472	4,627	6,666	4,346	7,158
Pease	3,363	4,060	4,375	4,155	4,628	3,650	5,504
Potatoes	30,713	1,159,065	31,696	1,027,652	34,440	1,072,165	35,881
Rice	1,268,962	80,246	1,341,361	30,713	1,159,065	31,696	1,027,652	34,440	1,072,165	35,881

SESSIONAL PAPER No. 10f

Shingles.....	No.	544,200	2,195	1,225,150	5,790	813,550	2,482	623,050	3,041	1,045,150	11,174
Soap.....	Lbs.	541,007	21,179	18,814	15,447	19,048	24,630
Spirits.....	Galls.	17,199	24,737	9,916	21,086	7,858	17,432	12,779	21,253	20,254	24,844
Stationery.....	5,805	4,624	6,170	6,005	7,139
Stockfeed.....	4,404	8,176	7,417	3,061	9,129
Sugar.....	Lbs.	1,082,682	33,035	1,129,670	38,514	1,180,697	34,514	1,895,560	53,921	1,550,651	51,003
Textiles.....	234,003	217,335	189,883	248,930	282,184
Timber, sawn.....	Feet.	1,703,838	52,408	1,650,607	46,764	1,227,784	37,337	1,205,917	39,342	2,732,850	97,706
Tobacco.....	Lbs.	88,522	16,600	108,537	13,797	109,215	13,481	128,204	17,827	62,201	12,088
Wearing apparel and haberdashery.....	45,815	31,594	51,426	54,647	67,213
Wines.....	7,732	6,253	4,867	8,511	8,754
All other articles.....	113,555	87,195	83,598	95,563	94,154
Totals (mdsc.).....	1,228,493	1,123,275	1,052,772	1,294,926	1,453,682
Coin and bullion.....	18,683	31,371	34,680	109,909	24,727
Total imports.....	1,247,176	1,154,646	1,087,452	1,404,835	1,478,409

GRENADA.

Total Quantities and Values of the Principal Articles of Merchandise Exported during the Years ended December 31, 1904 to 1908, inclusive.

ARTICLES.	1904.		1905.		1906.		1907.		1908.	
	Quantity.	Value.	Quantity.	Value.	Quantity.	Value.	Quantity.	Value.	Quantity.	Value.
Animals, living.										
Cocoa	No. 12,348	8,755	11,036	6,418	8,017	8,774	7,552	10,517	6,971	9,923
Cotton, raw	Cwt. 117,791	1,324,832	103,092	1,186,444	73,752	810,485	102,484	1,757,523	101,566	1,516,061
Firewood	" 2,806	35,760	1,899	13,257	2,779	32,616	2,545	30,913	2,086	56,876
Fruits	" 759	1,947	515	1,076	385	760	496	1,090	542	1,187
Spices	" 2,092	2,092		1,475		1,290		745		1,893
Nutmegs	Cwt. 5,908	138,222	7,947	115,787	7,263	100,350	10,478	123,180	9,570	62,108
Other	" 1,006	26,104	911	20,439	901	21,029	2,689	51,735	1,965	55,078
Timber	" 3,131	3,131		1,051		5,086		9,874		8,248
All other articles	" 25,082	25,082		31,307		31,016		29,613		27,651
Totals (mdsc.)		1,565,928		1,377,294		1,011,406		2,015,250		1,719,028
Coin and bullion				4,625		11,324		15,604		26,292
Total exports		1,565,928		1,381,917		1,022,730		2,030,854		1,745,320

JAMAICA.

TOTAL Quantities and Values of the Principal Articles of Merchandise Imported during the Years ended March 31, 1905 to 1909, inclusive.

ARTICLES.	1904-5.		1905-6.		1906-7.		1907-8.		1908-9.	
	Quantity.	Value.	Quantity.	Value.	Quantity.	Value.	Quantity.	Value.	Quantity.	Value.
		\$		\$		\$		\$		\$
Ale and beer.....	182,937	155,821	173,789	148,017	174,582	148,686	279,460	238,009	250,242	196,087
Agricultural implements.....		28,917		40,432		43,713		37,050		42,432
Animals, living.....	2,474	27,365	3,759	12,992	4,065	41,298	3,820	38,763	2,818	42,237
Apparel and slops.....		229,868		294,700		386,243		534,384		330,913
Bags and sacks.....		11,266		47,275		75,857		74,587		50,662
Bicycles and parts of.....		7,463		6,122		6,662		16,133		16,853
Books.....		41,834		64,664		65,756		71,613		63,924
Breadstuffs:—										
Bread and biscuits.....	33,812	115,189	30,028	136,398	32,624	148,175	44,155	200,561	41,677	180,308
Cormmeal.....	39,871	116,425	31,403	103,164	21,176	82,660	59,845	218,435	46,609	181,463
Farinaceous substances.....		21,316		22,537		24,864		31,117		31,040
Indian corn.....	183,360	122,700	201,183	146,866	223,914	167,997	277,703	277,771	228,400	229,132
Oats.....	58,911	35,637	61,814	37,604	59,385	40,943	59,280	45,080	71,626	56,643
Pease and beans.....	16,430	31,984	15,845	26,990	15,867	27,993	21,943	44,053	19,176	43,551
Rice.....	12,769,563	279,653	9,841,923	215,544	9,928,758	217,438	12,759,711	326,008	9,583,872	246,326
Wheatflour.....	169,767	777,337	160,004	703,447	175,696	770,088	248,435	1,209,050	223,360	1,195,720
Brooms and brushes.....		8,268		7,917		8,823		12,497		10,648
Carriages.....		28,217		39,619		43,624		71,642		82,398
Cement.....	21,594	36,831	19,498	40,330	77,471	57,388	74,693	149,947	95,133	150,740
Coal and coke.....	87,663	458,410	77,204	399,723	69,911	363,788	72,238	364,741	54,254	232,753
Cordage, cables, ropes, &c.....		30,772		32,417		41,367		44,807		36,013
Cotton mfrs.....		1,088,639		1,469,639		1,660,419		2,000,988		1,637,665
Drugs and medicines of all kinds.....		97,897		121,010		126,295		172,435		127,117
Earthenware and chinaware.....		32,577		31,429		38,914		52,974		39,663
Electric apparatus.....		21,209		18,187		38,817		70,790		44,442
Fish:—										
Dried or salted.....	78,057	425,463	72,762	485,839	85,119	568,349	82,269	560,528	90,711	561,802
Pickled.....	46,482	222,382	54,871	321,034	52,156	322,115	49,166	279,658	53,691	279,726
Preserved.....		39,201		55,215		67,166		116,911		41,201
Other.....		4,176		8,190		6,775		11,729		10,955
Fruits.....		34,879		41,775		45,810		53,889		54,389
Furniture of wood.....		54,161		38,043		48,729		59,884		71,867

SESSIONAL PAPER No. 10f

Glass.....	33,040	32,543	36,120	53,913	50,000
Haberdashery and millinery.....	163,965	206,444	243,129	432,746	245,059
Hardware and cutlery.....	183,628	199,353	207,489	327,361	268,951
Hats of all kinds.....	92,560	116,780	155,624	167,579	115,625
Hay.....	4,590	5,199	4,248	10,969	4,511
Iron and steel:—					
Bar, not fit for railway purposes.....	7,256	5,047	6,201	16,722	15,004
Bars of steel, all kinds.....	1,874	312	192	14,775	8,249
Galvanized iron for roofing.....	26,066	45,046	51,046	74,363	79,361
Nails, screws and rivets.....	27,015	30,130	37,930	51,507	35,804
Railroad materials.....	40,802	50,400	40,890	60,556	36,845
Tin plates.....	11,635	14,503	23,387	15,651	15,106
Tubes and pipes.....	23,525	7,665	18,780	24,073	21,914
Wire.....	33,326	37,176	35,750	54,686	42,888
Leather:—					
Unwrought.....	26,849	33,915	39,011	52,516	35,757
Wrought:—					
Boots and shoes.....	250,631	257,189	360,766	458,279	307,140
Saddlery and harness.....	23,680	35,380	43,805	54,545	47,873
Other kinds.....	14,542	15,341	24,007	24,104	18,742
Linen mfrs.....	25,681	25,618	33,415	36,106	26,781
Machinery.....	191,241	360,454	284,865	406,853	307,544
Manures.....	12,726	15,300	19,087	21,436	25,744
Milk, condensed.....	126,823	139,137	128,621	174,518	177,414
Musical instruments.....	14,815	21,189	23,778	28,022	35,157
Oils:—					
Cotton seed.....	60,708	69,009	102,249	63,111	77,351
Petroleum.....	116,396	138,700	149,850	149,441	149,501
Other.....	32,169	36,890	37,206	48,472	45,464
Paints and colours.....	36,305	33,697	35,037	71,539	55,158
Paper.....	113,525	128,422	128,606	170,552	139,722
Perfumery.....	43,498	55,110	61,393	86,344	66,406
Pickles, vinegars, sauces, &c.....	57,086	68,195	71,493	100,041	93,500
Printing presses, &c.....	6,862	6,445	20,400	25,793	27,263
Provisions:—					
Butter.....	411,416	370,897	68,018	86,310	362,378
Butter substitutes.....	83,425	34,494	43,447	57,066	58,179
Cheese.....	27,974	425,280	535,652	581,207	38,290
Lard.....	26,130	190,111	249,319	44,530	209,424
Meats—Bacon and hams.....	11,953	163,846	135,580	15,476	16,692
Meats—Beef, wet or salted.....	32,349	243,671	31,555	37,944	44,530
Pork.....	6,079	6,827	91,430	111,611	102,078
Salt.....	87,620	6,266	107,149	121,126	136,685
Soap.....	38,228	44,870	43,785	39,502	59,630
Spirits:—					
Whiskey.....	136,475	3,765,652	138,945	210,172	136,738
Other.....	45,820	25,480	53,339	73,964	53,698
Silk mfrs.....	19,617	20,887	26,124	39,152	23,900
Stationery, other than paper.....	75,195	66,104	78,070	108,594	72,567
Tobacco.....	33,556	24,493	37,067	34,679	36,159
Tobacco.....	45,849	176,842	84,062	108,697	139,882

JAMAICA.

Total Quantities and Values of the Principal Articles of Merchandise Imported during the Years ended March 31, 1905 to 1909, inclusive.—*Concluded.*

ARTICLE	1901 5.		1905 6.		1906 7.		1907 8.		1908 9.	
	Quantity.	Value.	Quantity.	Value.	Quantity.	Value.	Quantity.	Value.	Quantity.	Value.
Vegetables :—		£		£		£		£		£
Potatoes.....	7,612	16,670	7,361	17,228	6,021	11,285	8,516	23,311	8,426	25,628
Other.....		7,821		7,553		7,446		8,979		9,270
Wines.....		38,646		42,911		38,733		72,169		66,844
Wood :—										
Lumber.....	6,857,408	148,399	7,216,325	163,948	10,141,073	310,625	15,987,989	516,835	13,849,509	174,227
Staples.....	1,527,100	12,984	1,159,314	9,401	2,298,704	21,618	1,952,176	23,024	3,052,081	36,519
Shooks.....		13,412		139,016		125,399		187,454		150,174
Other.....		33,522		46,112		43,148		63,013		59,180
Wooden mfrs.....		152,866		163,880		226,222		314,633		163,437
All other articles.....		636,489		646,497		780,945		969,049		814,290
Totals (mdse.).....		8,171,238		9,343,560		10,556,680		13,917,308		11,750,849
Coin and bullion.....		16,128		107,294		449,135		264,222		28,114
Total imports.....		8,187,466		9,450,754		11,005,815		14,181,530		11,778,963

SESSIONAL PAPER No. 10f

JAMAICA.

TOTAL Quantities and Values of the Principal Articles of Merchandise Exported during the Years ended March 31, 1905 to 1909, inclusive.

ARTICLES.	1904-5.		1905-6.		1906-7.		1907-8.		1908-9.	
	Quantity.	Value.	Quantity.	Value.	Quantity.	Value.	Quantity.	Value.	Quantity.	Value.
Animals, living.....	No.	38,930	5,539	126,207	3,764	69,783	2,663	46,637	1,965	31,443
Amatto.....	Lbs.	257,588	7,835	457,248	501,754	25,437	554,111	33,707	824,662	50,166
Beeswax.....	Cwt.	105,163	27,706	90,338	74,509	21,152	104,106	28,514	92,960	24,985
Cacao.....	"	23,458	198,350	31,066	257,023	47,564	47,469	739,261	49,142	442,448
Coffee.....	"	51,620	414,308	89,772	653,510	54,861	94,206	689,874	70,403	565,311
Fruit:										
Bananas.....	Bunches.	8,903,891	2,502,766	14,981,145	4,101,088	16,069,662	13,942,567	5,055,127	14,612,881	5,084,810
Cocoanuts.....	No.	4,246,481	83,697	7,092,298	138,062	11,063,983	13,744,245	277,589	11,130,850	216,675
Grape fruit.....	Pkgs.	15,993	30,884	25,761	44,335	32,991	50,190	95,347	34,277	65,048
Oranges.....	"	73,033,108	302,196	74,503,551	440,278	55,181,145	64,768,670	375,244	35,909,600	187,240
Ginger, unground.....	Lbs.	22,964,784	132,534	2,217,779	134,914	2,017,008	1,718,864	224,077	19,809	212,665
Hats.....	"	15,373	15,373	35,906	61,412	61,412	30,095	30,095	4,370	4,370
Hides.....	Lbs.	320,050	29,205	375,324	41,858	404,319	436,145	30,905	116,556	42,233
Honey.....	Galls.	129,128	47,133	135,808	49,570	129,863	17,401	199,962	85,152	69,705
Lime juice.....	"	93,531	18,966	79,822	15,378	86,341	96,817	25,559	103,711	23,132
Logwood, extract of.....	Lbs.	303,653	303,653	332,296	332,296	413,272	2,664,412	590,007	805,235	13,354
Old metal.....	Lbs.	13,261	13,261	252,246	15,450	594,774	2,552,352	36,809	219,420	698,965
Pimento.....	Cwt.	154,335	666,582	91,745	380,637	85,294	73,530	341,804	339,400	909,108
Rum.....	Galls.	1,234,357	450,141	1,130,519	481,425	1,403,070	1,312,169	851,452	1,243,355	41,306
Skins, goat.....	Lbs.	125,278	53,348	111,076	47,300	103,377	50,310	112,368	118,110	41,306
Sugar, raw.....	Cwt.	198,065	563,314	238,689	555,329	278,927	576,914	534,258	125,275	374,962
Tobacco.....	Lbs.	35,437	89,412	40,325	98,832	45,984	120,771	102,821	62,613	145,912
Other.....	"									
Tortoise shell.....	Lbs.	3,855	11,100	3,641	15,333	4,513	19,575	18,435	30,519	23,385
Vegetables.....	"									
Wood.....	Tons.	2,302	16,800	1,501	30,470	3,013	30,013	14,887	15,997	15,997
Bitter.....	"	1,145	12,395	1,689	11,680	2,642	19,608	19,729	867	6,755
Pustic.....	"	29,972	368,304	29,517	339,372	29,970	357,544	40,150	2,352	25,751
Logwood.....	"		149,739		220,775		225,897		21,582	225,897
All other articles.....										
Totals (indisc.).....		6,578,473		8,732,150		9,301,493		10,939,322		10,320,403
Coin and bullion.....		413,588		297,990		392,940		624,865		718,427
Total exports.....		6,992,061		8,970,140		9,694,433		11,564,187		11,038,830

LEEWARD ISLANDS.

VALUE of the Total Imports and Exports from and to each Principal Country during the Years ended December 31, 1904 to 1908, inclusive. (*Including Coin and Bullion*)

IMPORTS.					EXPORTS.				
					COUNTRIES.				
1904.	1905.	1906.	1907.	1908.					
£	§	§	§	§					
854,323	838,373	869,123	1,124,288		<i>British Empire.</i>				
88,092	107,315	87,108	115,510		United Kingdom.....				
6,039	8,421	14,166	22,941		Barbados.....				
122,514	132,699	170,780	175,896		British Guiana.....				
1,805	2,180	1,864	2,025		British North America.....				
7,032	11,193	7,388	16,114		Jamaica.....				
5,479	6,097	5,962	10,079		Trinidad.....				
44,296	34,439	46,820	23,846		Windward Islands.....				
					Other British Possessions.....				
1,129,490	1,160,711	1,201,161	1,490,699		Totals, British Empire.....				
					<i>Foreign Countries.</i>				
					Belgium Ports.....				
5,027	4,477	2,492	13,627		Danish ".....				
22,547	27,316	22,989	34,193		Dutch ".....				
12,984	12,444	21,407	9,947		French ".....				
15,466	13,719	15,076	19,126		Germany.....				
1,849	1,752	2,716	4,176		United States.....				
709,926	742,673	715,497	865,449		Other Foreign Countries.....				
1,057	515	616	920		Totals Foreign Countries.....				
					Totals, British Empire.....				
759,856	802,896	780,793	947,438		Grand totals.....				
1,129,490	1,160,711	1,201,161	1,490,699						
1,889,346	1,963,607	1,981,954	2,438,137						
					Returns not to hand.				
					1904.	1905.	1906.	1907.	1908.
					£	§	§	§	§
					854,323	838,373	869,188	1,045,637	
					88,092	107,315	20,565	19,428	
					6,039	8,421	8,151	419	
					122,514	132,699	796,210	1,104,587	
					1,805	2,180	39	107	
					7,032	11,193	27,140	13,373	
					5,479	6,097	4,901	7,109	
					44,296	34,439	11,426	6,770	
					1,129,490	1,160,711	1,557,620	2,197,430	

SESSIONAL PAPER No. 10f

LEEWARD ISLANDS.

Total Quantities and Values of the Principal Articles of Merchandise Imported during the Years ended December 31, 1904 to 1908, inclusive.

ARTICLES.	1901.		1905.		1906.		1907.		1908.	
	Quantity.	Value.	Quantity.	Value.	Quantity.	Value.	Quantity.	Value.	Quantity.	Value.
Animals, living.....	No.	\$		\$		\$		\$		\$
Bacon and hams.....	15,635	18,119		11,811	63	7,091	117	16,011		
Beef.....	215,883	7,762	49,910	8,161	39,378	7,197	48,425	9,285		
Birds.....	"	11,977	192,919	11,407	204,225	12,419	230,986	16,790		
Books and printed matter.....		11,324		7,080		7,329		7,110		
Boots and shoes.....		41,094		32,845		44,253		61,359		
Bread and biscuits.....	13,165	39,500	20,259	62,631	15,794	17,823	17,823	38,984		
Butter.....	69,243	18,291	82,688	29,109	76,703	19,982	83,929	22,104		
Carriages and carts.....		1,590		4,375		3,470		4,488		
Cement.....	855	2,550	2,359	6,857	1,563	4,896	2,688	9,198		
Cheese.....	41,447	6,059	48,236	7,961	44,759	7,781	45,953	7,878		
Coal.....	706	4,234	719	5,840	661	5,366	1,646	14,920		
Coffee.....	33,028	3,139	28,978	2,832	39,397	3,063	35,092	3,163		
Cordage, rope and twine.....		11,563		10,137		11,952		13,602		
Commeal.....	15,920	60,108	23,733	86,300	19,635	65,132	19,746	74,879		
Corn and wheat.....	33,490	26,557	33,581	28,728	32,279	27,083	34,250	32,300		
Cottons, woollens, linens, &c.....		201,095		283,376		270,382		336,618		
Drugs, chemicals, &c.....		21,325		20,338		27,355		26,382		
Fatherware and glassware.....		14,683		12,994		15,111		19,311		
Fancy goods.....		14,853		16,892		20,162		22,946		
Fish.....		95,290		105,913		114,556		113,325		
Flour of wheat.....	40,118	233,790	41,031	257,334	45,613	227,521	47,751	258,244		
Fruits and vegetables.....		5,655		6,151		5,393		6,779		
Furniture.....		8,151		8,141		7,669		13,198		
Government imports of manufactured articles.....		6,818		26,114		5,966		10,405		
Haberdashery and millinery.....		162,084		134,043		135,970		185,769		
Hardware.....		100,117		81,507		75,117		115,758		
Jewellery.....		4,958		4,117		5,649		7,543		
Lard.....	129,523	9,640	148,174	10,283	156,127	12,171	161,488	15,773		
Leather and saddlery.....		15,028		13,797		14,761		18,370		
Lumber, pine.....	2,310,853	59,806	1,376,427	46,375	1,648,444	73,387	2,227,175	92,369		
Machinery.....		139,655		51,343		73,579		58,960		
Malt liquor.....	8,950	5,674	11,305	7,878	11,398	7,446	11,951	7,966		

Returns not to hand.

Returns not to hand.

LEEWARD ISLANDS.

Total Quantities and Values of the Principal Articles of Merchandise Imported, &c.—*Continued.*

ARTICLES.	1904.		1905.		1906.		1907.		1908.	
	Quantity.	Value.	Quantity.	Value.	Quantity.	Value.	Quantity.	Value.	Quantity.	Value.
Manures.....		51,679		62,089		60,327		60,697		
Matches.....	9,235	4,774	10,089	4,817	9,992	5,061	10,458	5,139		
Musical instruments.....		2,433		2,798		3,407		3,880		
Nuts.....	2,139	1,455	2,359	1,922	2,312	2,151	2,789	2,871		
Oils—Castor and fish.....		26,197		290		33,781		20,182		
Kerosene.....		26,197		25,954		23,223		28,844		
Olive.....										
Oilmeal.....	13,339	7,957	13,503	6,968	13,791	8,441	12,128	14,400		
Oilseeds.....	1,508,164	24,275	1,541,326	28,436	1,412,989	26,177	1,322,870	25,997		
".....	194,454	19,763	180,457	17,968	205,840	19,821	213,169	20,313		
Packages.....		27,891		47,296		54,638		65,831		
Panels.....		5,645		5,446		6,941		8,863		
Papier.....								12,561		
Peas, green and insecticides.....	3,080	4,633	2,447	3,903	2,656	4,823	2,420	4,439		
Peas, beans, barley, &c.....		1,735		1,654		4,881		6,818		
Perfumery.....	561,769	43,065	620,807	47,659	625,605	54,399	631,537	58,848		
".....	1,115	2,939	1,330	3,290	947	2,351	1,015	2,555		
Potatoes.....				7,456		14,561		28,806		
Rails and tramways.....										
".....	1,616,375	38,846	1,783,926	42,792	1,585,041	41,546	1,799,470	49,416		
Rice.....	2,634,300	12,025	3,045,975	11,388	3,674,825	14,210	3,916,366	15,139		
Shingles.....	4,046	10,580	4,123	8,093	3,180	9,835	4,277	14,089		
Shooks.....		19,131	478,694	20,717	529,985	22,031	518,995	23,471		
Soap.....	456,297	35,210		39,288		42,001		56,769		
Spirits.....		19,394		18,158		17,213		21,924		
Stationery and paper.....										
".....	311,373	16,688	364,226	26,207	411,870	21,637	683,198	33,989		
Sugar.....		7,114		12,264		12,419		14,415		
Tallow and grease.....		4,176	15,309	4,395	15,634	4,370	15,933	4,888		
".....	14,636	18,639	108,077	16,461	118,541	18,717	129,916	22,916		
Tobacco.....	123,786	11,913	6,002	9,513	8,293	11,879	8,488	14,025		
Wines.....	8,177	72,845		89,879		86,083		88,532		
All other articles.....										
Totals (indise).....		1,882,707		1,957,280		1,976,114		2,373,035		
Coin and bullion.....		6,639		6,327		5,840		65,102		
Total imports.....		1,889,346		1,963,607		1,981,954		2,438,137		

Returns not to hand.

Returns not to hand.

SESSIONAL PAPER No. 10f

LEEWARD ISLANDS.

TOTAL Quantities and Values of the Principal Articles of Merchandise Exported during the Years ended December 31, 1904 to 1908, inclusive.

Articles.	1904.		1905.		1906.		1907.		1908.	
	Quantity.	Value.	Quantity.	Value.	Quantity.	Value.	Quantity.	Value.	Quantity.	Value.
Animals, living.....		33,964		27,292		30,013		\$		
Cocoa.....	1,087,751	102,103	1,299,579	121,940	1,263,350	169,681	1,288,048	32,383		
Cornmeal.....	1,148	4,258	1,654	5,961	1,148	3,587	1,207	173,092		
Cotton, raw.....		27,784		99,693	433,856	152,209		4,890		
Flour.....	3,616	22,819	4,550	27,112	3,773	17,223	4,152	338,793		
Fruits and vegetables, fresh.....		32,976		19,209		20,883		25,341		
Hides and skins.....		12,546		21,617		20,683		28,981		
Limes and lime juice.....		174,922		216,844		287,751		22,333		
Metal, old.....		2,209		2,472		3,290		395,933		
Molasses.....		86,655		136,573		86,193		9,008		
Oils, essential and essences.....	2,840	7,363	4,546	11,028	4,978	15,885	5,085	134,783		
Sugar.....	24,668	1,026,993	20,365	1,078,682	25,571	872,111	28,420	22,493		
All other articles.....		33,198		77,090		100,085		1,189,992		
Totals (indse).....		1,627,790		1,845,513		1,785,594		90,532		
Coin and bullion.....		3,952		138,894		59,884		2,408,554		
Total exports.....		1,631,742		1,984,407		1,845,478		46,885		
								2,515,389		
									Returns not to hand.	
									Returns not to hand.	

MAURITIUS.

VALUE of the Total Imports and Exports from and to each Principal Country during the Years ended December 31, 1904 to 1908, inclusive. (*Including Coin and Bullion.*)

NOTE :—Rs. = Rupees. Rupee = 32 4 cents.

IMPORTS.					COUNTRIES.		EXPORTS.				
1904.	1905.	1906.	1907.	1908.			1904.	1905.	1906.	1907.	1908.
Rs.	Rs.	Rs.	Rs.	Rs.			Rs.	Rs.	Rs.	Rs.	Rs.
11,108,714	7,337,174	8,971,262	7,960,799	6,649,362	<i>British Empire.</i>		6,288,850	2,364,944	3,098,753	6,608,964	3,653,901
1,528,541	1,258,972	1,624,660	622,260	607,299	United Kingdom.....		711,057	695,776	963,241	893,377	434,484
14,699,315	11,752,154	12,527,210	14,700,531	14,617,203	British Australasia—		23,266,342	19,253,313	22,320,569	27,539,085	22,926,941
23,010	10,487	3,363	9,736	3,083	Canada.....		7,640,576	2,097,648	5,798,316	5,078,168	1,933,706
237,683	8,982	62,753	192,572	488,311	Cape of Good Hope.....		796,145	6,142,956	265,080	416,338	3,129,695
71,734	54,889	38,834	55,905	39,821	Ceylon.....		313,171	153,190	3,077,187	285,119	85,269
1,322	14,691	3,738	9,256	1,475	Hong Kong.....		1,464,540	1,233,647	934,821	589,343	18,531
1,107	505	16,918	414,645	936,827	Natal.....		235,460	1,485,641	183,940	235,945	325,154
202,761	148,808	96,003	82,784	109,801	Seychelles.....		7,911	108,663	183,940	235,945	113,636
560,184	261,567	333,456	532,592	219,512	Straits Settlements.....		262,881	6,837	8,245	3,347	55,144
154,613	30,493	102,501	51,641	57,539	Other British Possessions.....			85,527	110,075	93,942	
28,609,184	20,868,828	23,800,698	24,632,720	23,730,433	Totals, British Empire.....		40,990,104	33,829,216	36,758,759	41,889,126	32,701,651
					<i>Foreign Countries.</i>						
360,950	571,757		332,844	189,652	Argentina Republic.....					902,638	
50,849	28,863	17,744	39,816	15,786	Austria-Hungary.....						
144,544	137,887	165,878	156,437	108,324	Belgium.....			2,975			10,763
1,766	22,318	9,727	30,660	6,640	Brazil.....						
351,670	218,753	246,793	299,411	299,411	Chile.....						
292,427	184,669	191,933	132,495	61,041	China.....						
439	40	256,620	40,788	1,060,265	Cochin-China.....		3,014				1,290
		207		130	Delagoa Bay.....		731,785	542,935	950,233	533,810	188,543
78,222	53,700	3,326	98,732	38,586	Denmark.....						217,941
2,761,871	2,603,305	2,358,929	2,661,135	2,053,506	France.....		146,147	212,617	173,021	270,368	4,872

SESSIONAL PAPER No. 10f

516,846	349,639	458,244	483,800	203,204	Germany.....	3,660	11,529	6,549	44,573
126,197	63,780	44,804	41,958	38,587	Holland.....	7,018
.....	1,796	27,168	50,287	3,153	Java.....	157,402
343,074	757,650	887,839	1,141,849	1,134,086	Madagascar.....	71,872	56,839	71,075	137,563
2,765	224	1,258	16,320	4,889	Norway.....
56,532	37,562	37,744	42,455	20,907	Portugal.....
76,521	73,184	48,065	49,542	52,468	Pondicherry.....	1,555	176	759	2,174
217,603	197,987	210,567	205,488	233,912	Reunion.....	22,512	21,149	74,384	35,288	159,002
151,353	36,098	250	815	Russia.....
33,381	32,939	37,251	57,011	32,211	Spain.....
45,290	4,844	52,100	19,478	57,402	Sweden.....
58,847	44,676	27,720	64,650	51,653	Switzerland.....	10	16	1,457
784,892	429,431	532,147	634,670	540,743	United States.....	1,980	711,719	151	52
441,407	172,429	171,493	227,710	312,360	Other Foreign Countries.....	33,935	50,586	4,327	16,346	12,045
6,807,440	6,045,571	5,787,557	6,528,375	6,489,531	Totals, Foreign Countries.....	1,015,570	898,806	2,001,067	1,940,153	762,612
28,609,184	20,898,828	23,800,098	24,632,720	23,730,433	Totals, British Empire.....	40,990,104	33,829,216	36,758,759	41,889,126	32,701,651
35,416,624	26,944,399	29,588,255	31,161,095	30,219,964Grand totals.....	42,005,674	34,728,022	38,759,826	43,829,279	33,464,263

9-10 EDWARD VII., A. 1910

MAURITIUS.

Total Quantities and Values of the Principal Articles of Merchandise Imported during the Years ended December 31, 1904 to 1908, inclusive.

NOTE:—Rs. = Rupees. Rupee = 32 4 cents. Kilog. = 2·204 lbs. Metre = 39·37 inches, and Litre = 2199 galls.

ARTICLES.	1904.		1905.		1906.		1907.		1908.	
	Quantity.	Value.	Quantity.	Value.	Quantity.	Value.	Quantity.	Value.	Quantity.	Value.
Ale and beer.....		Rs.		Rs.		Rs.		Rs.		Rs.
Ammonia sulphate of.....	4,305,252	290,281	4,677,256	199,312		199,854		143,191		86,975
Animals, living:—										
Cattle.....	3,276	299,219	7,316	653,587	9,055	783,107	11,598	1,076,914	5,581	505,814
Horses.....	1,558	364,797	3	2,756	239	84,689	326	123,962	76	26,924
Other.....		356,596		534,503		66,157		142,651		165,739
Apothecaries wares.....		116,836		181,211		177,775		155,907		169,183
Apparel.....		139,536		150,899		138,336		131,479		95,975
Bags.....	3,077,309	813,557	1,787,052	483,692	3,460,979	1,125,258	2,515,608	889,126	3,353,171	906,448
Coal.....	71,714,508	2,868,150	44,903,493	1,247,563	48,945,018	1,788,351	45,375,727	1,655,615	49,361,876	1,971,681
Coffee.....	215,377	99,748	329,524	169,392	262,435	129,511	422,517	250,531	135,464	66,782
Cordage and twine.....	229,888	61,309	217,645	73,808	185,806	76,285	154,950	65,477	137,751	53,094
Corn, grain and meal:—										
Barley.....	1,819,562	136,382	2,096,015	189,322	2,018,323	191,915	1,635,756	154,352	1,764,378	174,372
Bran.....	4,465,733	477,529	4,409,738	480,164	3,917,360	439,314	4,198,910	482,448	3,480,066	367,287
Dioul.....	3,857,240	346,658	4,141,263	382,102	3,166,407	287,837	2,611,660	243,447	1,973,475	191,036
Gram.....	3,489,295	267,648	3,496,263	340,577	2,575,614	292,696	2,634,431	264,765	3,172,257	466,736
Oats.....	72,508,340	7,911,745	51,715,036	5,583,677	60,787,183	6,805,624	59,540,743	7,497,693	59,540,013	8,651,512
Rice.....	347,207	33,958	432,000	46,382	410,669	46,643	32,092	4,745	31,086	3,611
Wheat.....										
Wheat flour.....	9,293,931	1,301,847	5,901,727	783,762	9,807,878	1,360,375	7,691,675	1,172,812	6,025,070	892,530
Other.....		158,340		202,369		176,404		130,339		129,488
Cottons:—										
Coloured.....	4,322,508	776,647	3,729,454	703,842	5,454,329	831,121	2,131,792	429,682	2,346,732	436,039
Plain.....	5,218,103	702,955	5,252,590	701,561	4,937,394	862,577	3,764,911	501,830	4,497,471	588,518
Other.....		80,557		78,819		65,630		50,157		46,604
Earthenware.....	601,883	83,835	825,168	97,438	475,367	61,886	323,188	56,660	174,534	53,009
Fish:—Dried or salted.....	833,795	335,990	690,109	152,751	600,222	186,446	642,367	230,499	1,228,578	396,815
Other.....	123,933	21,934	95,584	27,699	111,534	29,894	64,061	17,238	51,416	12,838
Fruits.....		33,703	42,584	42,584		37,334		44,296		30,480
Glass.....		102,648		93,785		73,202		55,412		56,992
Haberdashery.....		747,963		535,828		613,311		557,489		444,552
Hardware and cutlery.....		998,372		564,804		744,119		744,119		686,155
Hats and caps.....	103,339	110,846	71,955	63,154	66,950	71,143	75,658	71,397	41,502	49,282

MAURITIUS.

TOTAL Quantities and Values of the Principal Articles of Merchandise Exported during the Years ended December 31, 1904 to 1908, inclusive.

NOTE:—Rs. Rupees. Rupee=32·4 cents. Kilog.=2·204 lbs., Litre=2·199 galls.

ARTICLES.	1904.		1905.		1906.		1907.		1908.	
	Quantity.	Value.	Quantity.	Value.	Quantity.	Value.	Quantity.	Value.	Quantity.	Value.
		Rs.		Rs.		Rs.		Rs.		Rs.
Aloe fibre	1,920,078	603,384	1,673,922	543,035	1,949,878	709,233	2,879,685	948,465	2,141,901	599,491
Coal	5,000	75	5,180	390	4,500	140
Grain, rice	245,462	21,402	41,775	7,952	54,286	4,342	45,455	4,861	550	118
Oil, coconut	714,832	179,506	536,813	132,453	677,353	164,915	184,495	39,692	355,624	75,636
Rum	96,278	21,708	268,523	38,312	50,421	10,987	291,179	30,420	655,440	72,409
Sugar, raw	197,825,666	38,219,304	164,194,858	32,588,335	186,389,239	35,626,267	195,746,056	38,884,536	196,960,607	29,622,884
Vanilla	3,998	80,855	5,268	86,658	4,128	28,065	2,634	43,935	3,648	57,666
All other articles	1,039,104	1,123,996	1,206,502	1,193,295	937,193
Totals (nduso)	40,165,338	34,521,131	37,750,849	41,145,344	31,365,417
Coin and bullion	1,840,336	205,891	1,008,977	2,683,935	2,098,846
Total exports	42,005,674	34,728,922	38,759,826	43,829,279	33,464,263

SESSIONAL PAPER No. 10f

NEWFOUNDLAND (including Labrador).

VALUE of the Total Imports and Exports from and to each Principal Country during the Years ended June 30, 1905 to 1909, inclusive,
(Including Coin and Bullion).

IMPORTS.		COUNTRIES.					EXPORTS.				
1904-5.	1905-6.	1906-7.	1907-8.	1908-9.			1904-5.	1905-6.	1906-7.	1907-8.	1908-9.
£	£	£	£	£	<i>British Empire.</i>		£	£	£	£	£
2,654,908	2,651,196	2,669,931	2,668,802	2,493,670	United Kingdom.....		1,940,945	1,662,612	1,492,795	1,209,128	1,126,229
378,297	222,727	296,617	265,572	314,293	British West Indies.....		385,401	417,147	430,462	422,715	137,711
1,105,570	3,521,930	3,669,098	1,257,617	3,937,009	Canada.....		1,135,848	1,777,169	1,611,180	1,863,781	1,512,090
...	6	...	7	18	Gibraltar.....		302,345	236,481	80
5,092	7,288	5,239	17,399	7,192	India.....		80
...	Malta.....		...	13,684	14,983	30,464	26,428
38,420	12,925	49,247	74,292	87,939	Other British Possessions.....		944	6,333	7,079	10,180	5,693
7,182,257	6,146,081	6,680,135	7,283,919	6,840,401	Totals, British Empire.....		4,373,699	4,113,126	3,536,879	3,536,571	3,138,731
					<i>Foreign Countries.</i>						
...	Argentine Republic.....		123,963	92,829	149,940	128,550	24,991
343	828	1,092	1,371	299	Austria-Hungary.....		1,279	435	2,002	5,044	462
29,769	32,181	47,294	42,733	31,675	Belgium.....		24,477	21,045	102,883	12,376	35,859
310	2,693	527	5	390	Brazil.....		1,369,761	1,849,082	2,063,444	2,017,805	1,719,082
...	Costa Rica.....		10,970	7,337	6,896	13,850	1,630
17,848	25,081	17,975	11,407	13,336	France.....		20,575	13,863	4,078	51,370	3,733
86,117	60,658	31,259	44,929	73,788	Germany.....		107,053	115,783	189,662	294,159	172,847
14,984	23,697	23,136	42,863	24,316	Greece.....		18,886	264,458	170,885	290,934	216,836
25,483	36,483	33,495	36,968	26,571	Holland.....		235,635	227,398	146,809	150,702	148,514
456	1,450	33,795	1,216	2,369	Italy.....		546,022	1,260,813	1,331,518	1,200,150	1,448,163
22,636	25,957	46,104	22,938	21,731	Portugal.....		1,801,674	1,847,463	1,841,968	1,733,346	1,590,184
109,217	113,841	73,322	133,582	98,013	Spain.....		512,738	806,673	994,303	1,174,196	986,041
9,968	11,074	7,360	12,979	8,185	St. Pierre.....		4,169	8,202	9,506	7,236	9,858
2,750,115	3,603,192	3,417,359	3,859,892	1,232,680	United States.....		1,418,624	1,278,997	1,394,269	1,177,709	848,176
29,291	27,078	14,575	18,309	28,453	Other Foreign Countries.....		100,477	172,472	136,119	111,771	200,186
3,097,037	3,968,193	3,745,905	4,232,192	4,561,936	Totals, Foreign Countries.....		6,285,643	7,972,850	8,544,282	8,279,198	7,410,182
7,182,257	6,446,081	6,680,135	7,283,919	6,840,401	Totals, British Empire.....		4,373,699	4,113,426	3,536,879	3,536,571	3,138,731
10,279,294	10,414,274	10,426,040	11,516,111	11,402,337	Grand totals.....		10,659,342	12,086,276	12,101,161	11,815,769	10,548,913

9-10 EDWARD VII., A. 1910

NEWFOUNDLAND (including Labrador).

TOTAL Quantities and Values of the Principal Articles of Merchandise Imported during the Years ended June 30, 1905 to 1909, inclusive.

ARTICLES.	1904-5.		1905-6.		1906-7.		1907-8.		1908-9.	
	Quantity.	Value.	Quantity.	Value.	Quantity.	Value.	Quantity.	Value.	Quantity.	Value.
Ale, beer and porter.	12,384	8,742	11,450	9,582	11,702	9,144	10,790	8,221	10,204	9,519
Animals, living.	6,761	132,476	6,052	134,245	5,629	135,339	5,835	150,107	5,496	178,090
Articles for religious purposes.		23,619		36,619		18,404		18,438		31,633
Bread and biscuits.		7,063		10,253		10,355		9,805		9,956
Cabinet wares.		51,122		63,388		62,246		47,275		47,025
Coal.	168,817	515,915	173,429	526,627	179,542	565,208	198,040	648,391	196,295	605,997
Explosives.		9,034		7,397		7,547		5,695		14,024
Fruits:—Apples, green.	18,506	31,796	12,024	32,774	17,305	38,799	15,152	40,804	16,271	35,580
Oranges, lemons, grapes, &c.		39,033		38,979		48,152		47,264		47,942
Fruit, dried, including apples.	1,503,656	59,451	1,484,007	61,031	1,357,227	82,897	1,761,349	95,591	1,676,560	75,686
Grain:—Oats.	378,496	133,985	320,548	135,700	325,173	158,917	256,447	164,584	325,096	97,607
Pease.		30,075		33,565		32,269		37,504		36,325
Grain products:—										
Flour.	371,407	1,844,847	411,781	1,822,271	365,437	1,529,925	396,237	1,750,664	340,876	1,776,038
Meal, Indian.	2,416	7,178	2,289	6,626	2,375	6,657	2,082	7,043	1,285	4,910
Oatmeal.	804,500	20,355	697,195	17,244	721,546	17,104	711,285	20,866	836,000	24,182
Hay.	6,853	73,633	3,748	40,552	2,086	29,414	2,132	35,730	2,966	37,747
Hardware.		320,300		305,686		300,207		293,585		256,342
India rubber goods.		80,687		67,479		83,990		83,071		84,713
Leather.		190,992		220,296		227,073		248,754		226,680
Leatherware.		196,347		115,168		130,653		102,740		126,860
Lumber and timber.		165,237		56,618		60,637		72,611		59,045
Machinery.		342,455		370,556		407,636		414,246		351,078
Medicines.		77,784		84,969		86,719		86,829		89,660
Molasses.	1,437,143	372,480	1,058,036	224,237	1,239,969	275,127	1,262,356	268,463	1,186,173	322,966
Oiled clothes.		16,832		19,053		18,941		32,271		28,467
Oils:—Kerosene.	844,400	102,643	907,356	106,307	915,014	113,194	1,074,616	135,747	951,912	118,317
Oil.		146,637		200,752		169,431		205,034		252,953
Other oil.		63,933		73,289		88,436		95,012		77,409
Paints.		77,080		91,326		103,140		103,131		81,128
Provisions:—										
Butter, including butter substitutes.	649,309	116,788	713,539	140,031	541,376	115,847	488,735	111,137	485,377	106,770
Cheese.	377,426	36,915	329,046	39,688	377,296	47,810	396,223	50,009	316,503	40,074

SESSIONAL PAPER No. 10f

Lard.....		48,319	68,538	91,681	98,552	149,337
Meats:—						
Bacon, hams and tongues.....	Lbs.	44,327	44,427	69,548	58,667	61,640
Beef, salted.....	Brls.	240,843	319,143	305,041	339,330	388,373
Fresh meat and poultry.....	Lbs.	38,491	58,589	55,495	60,564	48,953
Pork.....	Brls.	362,960	460,231	431,432	627,483	452,121
Ready-made clothing.....		215,210	299,360	206,381	183,518	181,155
Salt, coarse.....	Tons.	148,037	136,693	100,373	141,474	109,616
Soap.....		30,693	37,023	40,560	45,862	19,407
Spirits:—						
Rum.....	Galls.	15,301	17,833	20,425	21,469	27,874
Whiskey.....	"	36,726	34,667	37,232	34,109	35,121
Sugar.....	Lbs.	180,530	213,369	147,502	198,511	183,206
Tea.....	"	165,432	172,144	132,746	187,898	177,120
Tinware.....		23,199	20,121	23,255	20,118	22,334
Tobacco.....		111,666	105,445	137,636	152,702	117,210
Vegetables:—	Bush.	23,745	31,362	29,454	35,691	35,083
Woolleens, cottons, silks and linens.....		1,247,152	1,643,532	1,612,612	1,570,112	1,437,938
All other articles.....		1,891,185	1,653,628	1,712,429	1,506,748	2,506,375
Totals (mdsc).....		10,021,192	10,322,853	10,125,190	11,073,400	11,240,715
Coin and bullion.....		258,102	91,421	300,850	432,710	161,622
Total imports.....		10,279,294	10,414,274	10,426,040	11,516,111	11,402,337

NEWFOUNDLAND (including Labrador).

Total Quantities and Values of the Principal Articles of Merchandise Exported during the Years ended June 30, 1905 to 1909, inclusive.

ARTICLES.	1904-5.			1905-6.			1906-7.			1907-8.			1908-9.		
	Quantity.	Value.	%	Quantity.	Value.	%	Quantity.	Value.	%	Quantity.	Value.	%	Quantity.	Value.	%
Coal.....															
Fish:															
Cod, dry salted.....	1,196,814	6,108,618		1,181,025	7,864,719		1,422,445	7,873,172		1,509,269	7,820,092		1,732,387	7,398,536	
Herrings, frozen.....	29,582	70,535		32,909	74,477		22,817	76,851		39,211	121,871		25,433	57,876	
" pickled.....	80,113	225,054		66,716	208,264		66,792	222,977		60,598	181,314		43,756	127,887	
Lobsters, canned.....	43,522	512,662		32,328	376,490		26,999	383,767		26,060	418,605		25,826	343,619	
Salmon, pickled.....		70,283			83,005			73,600			11,351			34,346	
Furs.....		80,891			92,373			137,850			102,132			45,292	
Lumber.....	14,750	197,347		13,404	176,157		18,614	326,581		16,235	236,914		6,026	81,759	
Oil, cod, unrefined.....	2,057	168,184		4,769	354,352		4,890	358,713		4,789	353,902		5,195	307,908	
Oil, cod liver.....	114,506	137,265		59,781	34,995		51,547	31,735		48,015	26,280		93,780	31,601	
Oil, seal.....	3,783	37,1974		3,711	297,430		5,351	447,967		3,367	308,997		2,861	252,262	
Oil, whale.....	6,306	381,062		3,780	222,761		2,211	173,611		1,980	174,257		1,796	131,526	
Ores:															
Copper.....	81,492	448,400		71,054	375,520		55,890	278,950		54,067	275,960		40,279	220,895	
Iron.....	635,350	635,350		768,430	768,430		809,700	809,070		943,460	1,037,806		880,120	968,132	
Iron pyrites.....	68,970	410,514		53,974	334,075		29,805	184,110		20,451	135,186				
Skins, seal.....	315,685	570,261		283,400	314,048		164,509	194,300		115,890	140,137		371,968	433,620	
All other articles.....		471,761			505,892			444,313			440,357			1,349,842	
Totals (mdse.).....		10,667,164			12,086,276			12,099,457			11,815,259			11,848,303	
Coin and bullion.....		2,178						1,704			510			610	
Total exports.....		10,669,342			12,088,276			12,101,161			11,815,769			10,818,913	

SESSIONAL PAPER No. 10F

NEW ZEALAND.

VALUE of the Total Imports and Exports from and to each Principal Country during the Years ended December 31, 1904 to 1908, inclusive. (*Including Coin and Bullion*).

IMPORTS.					COUNTRIES.					EXPORTS.									
1904.	1905.	1906.	1907.	1908.	<i>British Empire.</i>					1904.	1905.	1906.	1907.	1908.					
%	%	%	%	%	%	%	%	%	%	%	%	%	%	%					
38,847,388	37,937,049	43,815,715	50,019,692	50,816,940	United Kingdom.					57,797,862	58,827,381	68,362,423	80,462,998	63,966,396					
9,212,775	8,836,488	13,506,517	15,220,755	13,828,273	Australia.					8,845,769	11,168,857	11,028,273	16,810,125	10,253,383					
1,410,549	1,487,123	1,490,110	1,869,369	1,758,628	British India.					16,527	21,141	24,396	27,769	4,453					
2,867	1,917	1,382	4,662	24,717	Cape Colony.					126,075	303,689	61,880	79,180	153,641					
840,760	921,292	921,163	1,071,163	1,025,285	Ceylon.					2,068	1,294	277,434	543,182	516,991					
552,293	467,779	764,495	1,047,462	1,305,598	Dominion of Canada.					77,457	249,801	145,100	379,673	117,018					
2,513,823	2,222,261	1,830,843	3,041,801	2,714,154	Fiji.					270,688	228,266	296,628	279,945	351,672					
107	131	131	375	5	Gibraltar.					31,697	31,697	31,697	31,697	62,000					
81,449	71,462	83,040	73,964	81,651	Hong Kong.					58,546	66,133	58,546	56,541	51,076					
33,395	46,983	95,450	125,326	41,926	Malden Islands.					691	2,701	691	3,090	3,090					
290	330	330	257	1,806	Mauritius.					5	5	5	5	5					
178,762	170,956	298,868	224,623	263,540	Natal.					630,514	550,235	369,069	230,105	293,119					
3,475	2,887	1,300	18,967	65,820	Scotlands.					3,431	2,828	17,627	657	185					
					Other British Possessions.					26,731	18,481	8,178	12,009	8,463					
53,677,844	52,120,257	62,734,412	72,718,621	71,330,676	Totals, British Empire.					67,362,825	71,440,817	83,650,715	92,919,871	75,717,065					
					<i>Foreign Countries.</i>														
15	39	39,279	69,350	58,611	Argentina Republic.					4,546	8,439	6,555	23,228	3,801					
21,541	37,356	584,321	552,367	501,282	Austria-Hungary.					31	29	1,737	92	1,460					
21,608	21,412	16,660	16,191	34,091	Belgium.					35,391	42,013	16,842	74,173	59,475					
12,882	18,518	5,105	6,765	20,182	China.					336	487	336	1,679	448					
298,292	329,420	386,172	126,685	502,259	Denmark.					14,989	30,465	38,193	31,290	492					
1,502,846	1,370,339	1,639,879	1,711,285	1,895,717	France.					125,618	238,287	256,639	154,473	51,611					
68,503	82,626	105,563	190,861	91,936	Germany.					116,464	189,595	267,433	323,579	195,596					
143,021	89,649	149,713	174,127	214,216	Greece.					39	2,268	200	1,299	39					
411,861	385,732	484,978	458,917	129,293	Holland.					6,419	17,247	22,863	7,139	720					
22,489	41,661	363,716	80,601	472,354	Japan.					5	5	5	5	5					
92,496	101,660	113,641	128,124	109,891	Java.					54	574	326	326	37					
					Italy.														

NEW ZEALAND.

VALUE of the Total Imports and Exports from and to each Principal Country during the Years ended December 31, 1904 to 1908, inclusive—*Concluded*.

IMPORTS.					COUNTRIES.		EXPORTS.			
1904.	1905.	1906.	1907.	1908.			1905.	1906.	1907.	1908.
£	£	£	£	£	Foreign Countries—Concluded.		£	£	£	£
14,473	27,088	28,845	30,070	58,059	Norway	29	587,081	613,842	9	73
145,518	201,830	184,110	211,471	242,530	Pacific Islands	518,855	273	3,407	617,789	631,502
47,805	35,419	73,905	80,096	62,999	Philippine Islands	73	818		15	18,289
77,643	50,798	63,111	80,889	71,773	Sweden	2,570	535		774	63
19,909	34,193	53,747	72,741	73,467	Switzerland	1,061	3,483,998	3,128,254	122	131
7,435,853	7,090,705	6,841,467	6,937,899	8,000,453	United States	2,914,749	39,600	11,953	3,475,106	1,588,553
					Uruguay	42,890	107,719	14,922	26,986	1,125,680
117,211	121,493	181,851	260,107	247,056	Other Foreign Countries	16,407			11,064	16,771
11,008,400	10,313,514	11,297,416	11,488,635	13,094,239	Totals, Foreign Countries	3,812,469	4,751,458	4,412,285	4,749,053	3,694,789
53,677,844	52,120,257	62,731,412	72,718,621	71,930,076	Totals, British Empire	67,962,825	71,440,817	83,650,715	92,919,871	75,717,065
64,686,244	62,433,771	74,028,828	84,207,256	85,026,915	Grand totals	71,775,294	79,192,275	88,063,000	97,668,924	79,411,804

SESSIONAL PAPER No. 10f

NEW ZEALAND.

TOTAL Quantities and Values of the Principal Articles of Merchandise Imported during the Years ended December 31, 1904 to 1908, inclusive.

ARTICLES.	1904.		1905.		1906.		1907.		1908.	
	Quantity.	Value.	Quantity.	Value.	Quantity.	Value.	Quantity.	Value.	Quantity.	Value.
Acids and alkalis.....		135,280		176,699		184,962		243,437		248,555
Ale and beer.....	198,801	179,074		194,350		222,533		206,713		207,496
Apparel and slop.....		2,938,951		2,992,314		3,334,615		3,776,830		3,770,830
Arms, ammunition and explosives.....		595,957		596,896		469,332		667,069		642,511
Bags and sacks (includes wool-packs and wool-pockets).....	590,499	811,774	559,033	864,583	496,513	804,091	555,405	1,135,734	599,555	1,054,933
Belting, leather.....	36,823	23,915	35,248	19,311	28,896	15,231	32,251	22,187	34,886	23,705
" other than leather.....		130,889		117,228		100,609		117,112		122,469
Beverages, non-alcoholic.....		91,021		81,920		96,311		92,043		94,510
Bicycles and tricycles.....	11,380	353,067	12,172	342,749	13,910	348,901	12,406	290,909	8,486	165,870
" fitting*.....		475,313		586,638		622,524		621,911		724,678
Blacking.....		61,067		73,506		100,409		103,285		97,523
Books, printed.....		945,301		893,325		863,877		896,075		1,008,772
Boots and shoes.....	121,051	1,246,669	129,174	1,373,427	126,274	1,460,652		1,415,159		1,345,283
Brass.....		126,592		120,834		114,493		82,612		41,770
Brushware and brooms.....		149,163		153,918		162,060		232,125		276,134
Candles.....	3,038,621	268,796	2,415,598	202,872	2,865,476	206,140	2,356,371	202,103	1,989,065	175,648
Canvas.....		262,790		214,576		295,713		323,950		319,248
Carpeting and drugging.....		234,706		270,051		344,044		375,917		342,978
Carriages—										
Automobiles, motor cars and motor cycles.....	258	123,813	357	238,043	410	321,453	625	725,581		967,800
" " materials for.....		15,593		17,471		67,009		204,488		211,972
Carriages, carts, drays and wagons.....	821	60,698	518	49,095	310	45,474	300	32,509		76,786
Materials for carriages, &c.....		297,339		292,204		265,720		355,616		268,172
Cement.....	154,349	332,291	158,469	340,612	156,571	319,005	239,978	517,623	152,543	333,210
Clocks and watches.....	105,012	168,659	84,061	152,516	99,367	163,803	114,311	202,468	141,927	217,588
Coal.....	147,196	672,053	169,046	758,159	207,567	949,686	220,749	1,038,435	287,808	1,336,410
Coke.....	2,219	24,211	2,053	18,892	3,506	32,986	4,391	43,090	3,896	34,956
Cocoa and chocolate.....		258,060		241,884		249,349		315,005		285,931
Confectionery.....	550,945	194,321	493,499	212,464	502,069	231,733	637,749	310,318	549,490	388,646
Copper.....		154,162		131,780		131,002		187,326		190,647
Cordage (includes iron and steel cordage).....	15,403	184,855	16,910	201,465	17,790	209,169	20,137	242,223	24,799	304,366

9-10 EDWARD VII., A. 1910

NEW ZEALAND.

TOTAL Quantities and Values of the Principal Articles of Merchandise Imported during the Years ended December 31, 1904 to 1908, inclusive—*Concluded*.

ARTICLES.	1901.		1905.		1906.		1907.		1908.	
	Quantity.	Value.	Quantity.	Value.	Quantity.	Value.	Quantity.	Value.	Quantity.	Value.
Cotton piece goods.....		2,680,438		2,325,089		2,980,094		3,523,243		3,918,793
Drapery.....		2,442,522		2,353,911		2,674,915		2,989,968		2,589,369
Drugs, chemicals and druggists' wares (excluding acids).....		1,677,661		1,544,018		1,815,156		1,808,241		1,918,294
Earthenware, chinaware, &c.....		537,029		497,889		560,027		752,703		762,281
Fancy goods.....		727,768		739,597		829,908		984,628		1,218,739
Farinaceous foods.....		182,120		170,494		193,401		295,616		276,175
Fish, salted and preserved.....	Lbs.	2,301,968		2,107,574		2,244,567		307,514		2,944,070
Floor cloth and oilcloth.....		471,225		427,220		469,857		542,066		601,816
Fruits, bottled and preserved.....		95,509		141,002		99,460		173,871		180,183
Fruits, fresh and dried.....	Lbs.	945,744		34,157,316		32,801,063		1,741,425		1,514,823
Furniture, cabinetwork and upholstery.....		353,602		327,434		383,491		467,692		573,410
Wares.....		38,140		37,206		58,137		104,799		70,858
Glass and glassware.....		771,785		673,771		839,739		936,814		1,073,231
Grain and pulse :—Oats.....	Cwt.	25,099		30,773		19,042		183,083		62,337
Rice.....	Cwt.	74,688		229,410		82,557		79,598		225,769
Other unprepared.....	Cwt.	11,551		27,419		16,590		95,667		108,872
Floor.....	"	8,404		16,712		12,371		36,106		662,149
Other prepared.....		23,248		31,434		32,942		210,821		290,526
Haberdashery.....		549,037		565,876		589,251		670,967		725,493
Hats and caps.....		428,189		404,563		454,109		532,252		532,252
India-rubber goods.....		60,322		74,723		69,720		106,507		76,066
Instruments, surgical and dental.....		139,472		148,390		162,761		228,709		162,994
Iron :—Bar, bolt and rod.....	Tons.	14,347		17,248		878,117		968,549		953,784
Cutlery, hardware and ironmongery.....		1,589,833		1,488,080		1,708,454		2,006,741		2,202,682
Galvanized, all kinds.....		579,882		1,321,261		1,454,155		1,781,706		1,405,381
Pipe and fittings.....	Tons.	12,025		490,554		749,360		915,707		1,262,432
Tools and implements.....		807,385		805,725		862,609		880,356		1,136,142
Wire, barbed and fencing.....	Tons.	11,821		15,085		629,391		796,167		872,252
Jams, jellies and preserves.....	Lbs.	571,493		545,208		644,694		94,000		727,581
Jewellery.....		87,060		50,639		59,539		88,734		93,010
Lamps, lanterns and lampwick.....		155,261		168,411		198,453		210,055		297,647

SESSIONAL PAPER No. 10f

Lead.....	130,719	138,201	198,507	236,067	201,222
Leather, (not manufactured).....	390,637	428,179	504,459	572,369	680,329
Machines (includes sewing machines and parts thereof).....	4,147,490	3,474,372	3,936,301	4,467,936	4,378,861
Manures of all kinds.....	720,243	46,153	1,112,396	1,206,396
Maclines and vests.....	44,399	58,590	57,555	97,201	109,690
Metals, manufactures of.....	627,669	548,604	850,343	1,201,658	1,517,470
Millinery, silks, linens and hosiery.....	2,143,054	1,987,498	1,951,660	2,360,260	2,215,934
Musical instruments.....	619,414	615,366	653,165	664,100	643,383
Nails.....	198,088	218,908	256,327	292,808	336,767
Oils.....	1,354,948	1,211,364	1,417,310	1,515,747	1,997,815
Paints and colours.....	440,171	400,833	471,911	580,773	573,269
Paper.....	661,419	649,388	136,724	738,784	825,401
Printing.....	161,445	157,436	191,497	221,274	256,618
Writing.....	22,125	165,933	24,052	33,913	32,915
Other.....	297,402	334,286	339,470	335,426	380,839
Perfumery.....	102,424	90,663	115,598	116,888	127,749
Photographic goods.....	160,980	173,507	177,775	158,799	164,956
Plate and plated ware.....	353,174	351,135	435,547	455,136	442,652
Potatoes.....	3,207	3,576	236,875	35,628
Railway materials.....	1,581,311	973,480	1,2283	15,049	1,379
Rugs.....	88,583	84,223	94,097	116,627	459,398
Saddlery and harness.....	309,398	284,749	304,585	109,106	106,220
Salt.....	129,862	173,438	172,290	358,169	360,291
Seeds.....	422,830	438,025	16,396	210,030	213,524
Soap.....	201,435	216,245	469,060	982,069	707,856
Spirits—Brandy.....	131,911	140,636	257,768	278,884	302,190
Whiskey.....	932,151	465,597	77,173	180,679	188,525
Other kinds (including methylated).....	184,044	182,463	1,011,518	1,047,009	1,080,819
Stationery.....	536,442	536,442	520,682	567,084	607,915
Sugar.....	740,823	779,431	218,294	220,908	312,853
Tanning materials.....	2,456,791	2,066,065	851,516	904,402	1,001,842
Tea.....	181,551	165,107	2,195,868	2,771,430	2,885,198
Textile piece goods, other than cotton, linen, silk and woollen.....	1,156,992	1,101,944	167,941	171,311	197,537
Timber.....	310,450	399,338	6,140,842	1,306,972	1,228,079
Tin and tinware.....	741,682	648,610	110,815	816,753	1,838,783
Tobacco, cigarettes and snuff.....	357,666	402,176	961,580	1,317,747	2,160,497
Twine.....	1,250,192	2,374,719	423,400	568,892	512,873
Umbrellas and parasols.....	105,738	97,290	1,698,209	2,752,462	1,760,608
Varnish and gold size.....	118,898	113,130	106,921	103,383	178,422
Waxes.....	98,433	46,487	137,479	142,515	122,936
Wines.....	78,718	56,847	124,815	131,454	115,397
Woodenware.....	276,704	252,215	38,311	119,126	122,426
Woolens.....	272,212	283,336	316,469	151,191	376,022
All other articles.....	2,112,469	2,049,744	332,058	316,747	191,985
.....	5,782,563	5,646,714	2,241,834	2,198,687	1,687,020
Totals (nduse)	62,780,147	60,741,732	6,761,489	7,896,589	8,450,133
Coin and bullion.....	1,906,097	1,692,639	63,698,762	80,493,240	83,936,188
Total imports.....	64,686,244	62,433,771	4,420,066	5,714,016	1,690,727
.....	84,297,256	85,026,915

9-10 EDWARD VII., A. 1910

NEW ZEALAND.

TOTAL Quantities and Values of the Principal Articles of Merchandise Exported during the Years ended December 31, 1904 to 1908, inclusive.

ARTICLES.	1904.		1905.		1906.		1907.		1908.	
	Quantity.	Value.	Quantity.	Value.	Quantity.	Value.	Quantity.	Value.	Quantity.	Value.
		\$		\$		\$		\$		\$
Animals—Cattle.....	480	23,268	595	23,375	477	20,270	322	16,809	183	9,178
Horses.....	353	95,518	383	84,607	557	124,699	641	111,335	404	190,841
Sheep.....	7,430	61,860	11,729	149,382	13,324	194,433	13,762	214,537	6,317	87,205
Apparel and slops.....		25,389		29,419		33,711		25,701		28,358
Arms, ammunition and explosives.....		6,989		7,884		4,088		57,227		9,216
Books, printed.....		53,587		45,606		37,361		52,993		41,420
Butter.....	314,360	6,718,239	305,722	6,854,977	320,225	7,593,144	328,441	7,861,335	229,971	5,699,752
Carriages.....		4,434		7,582		17,024		81,122		33,852
Cheese.....	84,526	902,698	88,562	998,499	131,296	1,659,543	236,833	3,223,471	280,798	3,812,688
Coal.....	105,560	631,800	122,817	521,035	142,101	599,072	129,030	558,766	100,502	47,783
Copra.....			138	6,025	537	44,438	677	67,792	395	27,132
Cotton piece goods.....		35,940		39,924		24,372		232,666		73,035
Fish.....	100,993			209,130		102,885		112,873		113,646
Flax—Phormium.....	26,936	3,456,701	27,877	3,389,473	27,779	3,777,048	28,547	4,049,397	17,403	1,998,692
Tow.....	1,201	18,813	3,283	75,392	5,520	178,149	6,885	319,497	3,846	117,980
Fruits.....		63,067		12,605		6,750		49,153		17,092
Fungus.....		54,292		36,028		54,560		49,430		35,701
Grain:—	4,936		3,428		4,980		4,160		2,917	
Barley.....	75,193	64,833	49,215	55,524	78,682	94,958	69,740	89,284	48,375	59,753
Beans and peas.....	193,046	195,324	187,829	189,109	128,098	157,553	120,908	144,330	90,751	104,220
Oats.....	2,693,417	1,035,256	1,076,916	485,031	734,997	374,640	36,693	22,659	973,141	536,631
Wheat.....	813,535	613,370	907,151	702,620	61,199	48,253	1,574	1,586	1,385	
Hair.....	908		1,017	23,704	996	33,726	855	25,340	997	29,468
Hides.....	54,823	260,031	101,378	480,953	134,407	699,252	182,681	910,450	178,865	814,962
Hops.....	5,839	140,623	3,392	97,708	4,405	88,841	2,573	53,684	1,518	30,791
Kauri gum.....	9,203	2,442,177	10,883	2,732,361	9,154	2,542,755	8,708	2,822,122	5,530	1,814,284
Leather (unmanufactured).....	11,179	330,836	9,841	298,205	6,485	217,894	7,726	280,022	6,117	196,452
Linen piece goods.....		370		2,399		3,212		32,816		4,560
Machinery.....		184,787		169,321		190,082		173,861		128,110
Meats—Bacon and hams.....	1,674	30,280	1,252	21,438	1,268	21,701	1,642	29,833	1,986	37,243
Frozen.....	1,912,979	13,595,515	1,690,684	13,112,902	2,025,507	14,001,550	2,354,808	16,647,232	2,120,303	15,517,449
Preserved.....	22,811	314,605	28,539	362,325	40,192	459,856	47,244	487,761	32,341	382,272

SESSIONAL PAPER No. 10f

Metals, mfrs. of	33,191	40,768	47,231	64,936	88,690
Metal, old.	19,856	14,128	22,679	33,157	15,749
Minerals—Auriferous ore	43,304	29,185	67,841	71,297	34,033
Scheelite ore	17	8,994	16,581	75,365	29,468
Potatoes	45,582	16,279	11,315	6,779	8,517
Rugs	14,731	14,865	20,533	34,295	29,477
Sausage skins	275,716	232,271	285,810	335,289	300,983
Seeds, clover and grass	46,459	396,244	435,226	437,586	183,609
Skins—					
Rabbit	199,548	325,984	246,672	261,617	323,774
Sheep (includes pelts)	1,955,066	2,436,954	3,312,409	3,874,484	2,524,320
Soap	33,814	34,305	31,434	32,938	30,358
Tallow	1,742,141	1,693,055	2,214,460	2,730,030	2,342,496
Timber of all kinds	1,242,932	1,562,969	1,494,489	1,529,102	1,833,569
Wool	22,745,953	26,189,154	32,926,193	37,265,419	25,952,866
All other articles	1,144,198	1,126,334	1,274,266	1,384,602	1,629,054
Totals (mdse)	61,506,755	65,345,945	75,812,579	86,941,380	67,622,263
Coin and bullion :—					
Bullion, gold	526,323	10,192,153	11,052,107	9,867,118	9,757,096
" silver	1,094,461	586,638	698,717	824,822	853,306
Coin	46,710	67,539	494,537	35,604	1,179,139
Total exports	71,775,294	76,192,275	88,063,000	97,608,924	79,411,804

NYASALAND PROTECTORATE (BRITISH CENTRAL AFRICA PROTECTORATE).

VALUE of the Total Imports and Exports from and to each Principal Country during the Years ended March 31, 1905 to 1909, inclusive.

IMPORTS.					COUNTRIES.		EXPORTS.				
1904-5.	1905-6.	1906-7.	1907-8.	1908-9.			1904-5.	1905-6.	1906-7.	1907-8.	1908-9.
£	£	£	£	£			£	£	£	£	£
<i>British Empire.</i>											
924,802	885,592	1,000,815	670,884	551,875	United Kingdom		204,687	192,350	251,373	204,819	493,704
1,917	1,046	2,565	2,618	453	Australia		73	97
696	2,540	British East Africa and Aden		156	292
92	151	Canada	
7,947	3,368	Cape Colony		4,808	2,073	*32,480	*104,064	* 6,473
46,160	87,713	39,493	52,082	49,815	India		63
3,635	1,752	3,976	4,180	1,231	Natal		9,451	1,762
31,156	30,869	7,752	8,360	13,656	Rhodesia, N.E., and other surrounding territories		42,462	121,745	37,021	34,231	39,950
1,913	10,415	13,136	367	589	Transvaal		642	33,394
.....	Other British Possessions	
1,018,408	1,023,205	1,067,737	738,491	617,770	Totals, British Empire		262,342	351,713	320,874	313,114	540,127
<i>Foreign Countries.</i>											
161	7,096	7,810	7,280	6,356	Belgium		83
5,149	19,374	7,567	France		7,383	4,550
214	Foreign East Africa	
77,507	120,352	151,937	73,516	58,302	Germany and German East Africa		28,260	44,301	28,421	26,163	31,779
15,695	29,127	19,831	45,625	35,161	Holland		409
2,647	6,599	4,463	4,098	4,531	Italy		10
19,145	2,136	15,447	21,067	17,334	Portugal		36,520	1,514	90,641
1,071	1,737	959	4,073	7,521	United States		10
7,314	22,432	102,415	23,989	7,231	Other Foreign Countries		471	28,835	89,649	72,665	32,505
128,903	208,853	310,459	179,648	137,039	Totals, Foreign Countries		72,737	73,555	119,584	103,378	154,925
1,018,408	1,023,205	1,067,737	738,491	617,770	Totals, British Empire		262,342	351,713	320,874	313,114	540,127
1,147,311	1,232,148	1,378,196	918,139	751,809	Grand totals		335,069	425,268	440,458	446,492	695,052

* Includes Natal.

SESSIONAL PAPER No. 10f

NYASALAND PROTECTORATE (BRITISH CENTRAL AFRICA PROTECTORATE).

Total Quantities and Values of the Principal Articles of Merchandise Imported into and Exported from during the Years ended March 31, 1905 to 1909, inclusive.

ARTICLES.	1904-5.		1905-6.		1906-7.		1907-8.		1908-9.	
	Quantity.	Value.	Quantity.	Value.	Quantity.	Value.	Quantity.	Value.	Quantity.	Value.
PRINCIPAL ARTICLES IMPORTED.										
Alcohol.....		10,385		13,495		13,135		12,361		11,529
Arms and ammunition.....		13,982		13,545		12,726		8,711		10,278
Hardware, etc.....		115,583		145,353		78,232		64,030		79,151
Provisions.....		111,125		146,063		113,539		103,767		94,982
Soft goods.....		332,992		516,928		678,565		389,717		367,000
Coin and bullion—										
Specie.....		39,907		24,333		44,287		10,731		10,731
All other articles.....		523,337		372,461		437,712		339,553		181,138
Total imports.....		1,147,311		1,232,148		1,378,196		918,139		754,869
PRINCIPAL ARTICLES EXPORTED.										
Coffee.....	1,303,655	132,174	773,952	78,470	454,111	46,039	780,133	79,092	934,896	94,788
Cotton, raw.....	285,185	28,913	776,640	78,743	526,119	74,679	403,486	68,123	756,120	137,994
Ivory.....	15,116	22,075	16,197	23,647	9,000	18,965	8,369	20,221	12,830	31,230
Rubber.....	72,224	43,941	29,152	17,734	18,218	18,844	16,119	16,663	20,501	19,958
Tobacco.....	56,826	4,609	199,020	16,143	413,316	33,327	554,305	44,963	570,102	63,364
Coin and bullion.....		14,405				89,644		69,267		198,818
All other articles.....		88,352		210,531		159,660		148,163		142,910
Total exports.....		335,069		425,268		440,458		446,492		695,652

ST. LUCIA.

VALUE of the Total Imports and Exports from and to each Principal Country during the Years ended December 31, 1904 to 1908, inclusive. (*Including Coin and Bullion.*)

IMPORTS.					EXPORTS.				
1904.	1905.	1906.	1907.	1908.	COUNTRIES.				
£	£	£	£	£	<i>British Empire.</i>				
965,443	492,756	427,503	392,269	438,861	... United Kingdom	286,569	280,550	304,814	298,350
60,898	166,849	109,285	104,264	86,344	... Barbados	13,441	17,563	9,831	22,484
3,090	1,494	1,392	6,458	1,100	... British Guiana	87	121	10,001	633
49,366	49,937	37,621	33,181	29,575	... Canada	50,243	27,653	41,784	40,481
2,228	335	817	229	307	... Dominica	827	1,334	2,940	2,974
4,774	6,521	6,341	3,810	5,538	... Jamaica	20	2,219	10	243,333
4,580	3,090	3,625	7,285	5,728	... Montserrat	83	92	214	304
10,892	28,251	1,114	2,019	2,025	... St. Vincent	1,996	2,407	1,795	1,995
4,594	3,558	4,993	4,900	3,421	... Trinidad and Tobago	506	1,698	526	526
2,744	16,835	653	3,292	6,739	... Other British Possessions	2,361	8,523	3,332	3,567
1,108,529	739,626	593,344	557,647	579,638 Totals, British Empire	356,133	342,220	375,949	614,547
					<i>Foreign Countries.</i>				
20	53	68	73	58	... Colon	126	375	1,051	311
8,356	18,917	7,363	17,815	6,196	... Foreign West Indies	1,723	4,112	4,010	3,421
40,812	24,625	21,911	23,101	23,370	... France	124,444	180,164	188,330	108,983
4,487	7,349	4,078	5,528	10,200	... Germany	58	287	3,767	2,590
624,047	599,193	531,442	901,190	783,197	... United States	7,484	2,229	9,285	20,366
17,851	2,040	1,810	4,816	7,579	... Other Foreign Countries	3,751	1,214	815	3,611
695,573	652,177	586,672	952,623	880,600 Totals, Foreign Countries	137,586	188,381	218,629	117,301
1,108,529	739,626	593,344	557,647	579,638 Totals, British Empire	356,133	342,220	375,949	614,547
1,804,102	1,391,803	1,180,016	1,510,170	1,410,238 Totals	493,719	530,601	593,829	731,848
..... Bunker coal (exports)	343,493	499,449	692,920	497,802
1,804,102	1,391,803	1,180,016	1,510,170	1,410,238 Grand totals	837,212	1,030,050	1,286,749	1,229,650

SESSIONAL PAPER No. 10f

ST. LUCIA.

Total Quantities and Values of the Principal Articles of Merchandise Imported during the Years ended December 31, 1904 to 1908, inclusive.

ARTICLES.	1904.		1905.		1906.		1907.		1908.	
	Quantity.	Value.	Quantity.	Value.	Quantity.	Value.	Quantity.	Value.	Quantity.	Value.
		£		£		£		£		£
Ale and beer.....		17,452		16,045		7,173		4,721		7,368
Animals, living.....		55,942		32,553		7,232		8,857		10,706
Arms and ammunition.....		61,690		569		1,085		788		2,083
Bacon and hams.....	Lbs.	34,762	21,204	3,343	16,436	19,779	20,616	3,047	20,616	3,463
Beef and pork, salted or pickled.....	"	247,914	205,391	12,259	189,978	12,157	207,900	13,417	206,161	15,398
Boots and shoes.....		29,769		16,363		13,909		25,813		23,618
Building materials for military purposes.....		141,527		1,815						
Butter.....	Lbs.	72,635	58,507	11,163	47,568	8,867	64,171	11,037	28,329	7,340
Butter substitute, oleomargarine.....	"	86,887	79,092	7,300	88,088	8,122	89,337	8,593	117,004	12,434
Cheese.....	"	35,380	30,432	4,472	18,786	5,978	19,026	3,139	23,803	4,005
Coal.....	Tons.	50,443	79,587	473,337	76,304	457,740	111,232	667,707	96,373	582,394
Cottons and woollens.....		104,920		101,495		123,421		134,203		149,348
Earthen and glassware.....		11,510		7,032		4,521		6,783		10,127
Fish, salted and dried.....	Cwt.	49,036	7,979	55,280	7,623	46,440	6,383	39,911	8,805	42,220
Fish, other.....		2,287		2,380		1,765		6,783		2,351
Flour.....	Brls.	92,607	15,373	98,077	13,906	72,807	18,063	1,820	15,944	100,769
Fruits and vegetables, fresh.....		9,582		9,188		6,077		98,555		6,659
Furniture.....		10,171		9,854		10,008		6,570		7,251
Haberdashery.....		99,431		67,763		37,391		49,100		34,553
Hats and caps.....		16,093		7,995		11,278		11,933		15,200
Hardware and cutlery.....		35,901		16,931		26,900		27,638		18,284
Lard.....	Lbs.	6,715	70,589	4,779	65,223	5,169	69,962	6,429	64,605	5,397
Machinery.....		16,353		24,382		8,097		6,862		16,094
Manures.....	Bags.	24,601	5,661	28,324	4,622	23,336	6,177	27,759	8,610	30,835
Medicines.....		11,344		8,151		8,475		8,697		7,675
Oats.....	Bush.	16,380	9,129	6,700	7,429	5,675	5,558	4,686	5,715	5,295
Oils.....		38,062		31,069		32,578		33,259		33,760
Ordnance stores.....		283,178		6,706				2,990		711
Paints, dyes, &c.....		4,983		3,495		3,195		4,395		3,640
Pease and beans.....	Bush.	5,488	3,294	6,341	2,102	3,972	2,684	5,650	2,244	4,576
Preserves.....		10,268		4,948		3,772		4,234		3,275
Rice.....	Lbs.	12,458	754,084	17,583	506,540	13,744	537,377	16,536	451,784	13,743
Soap.....		13,086		12,711		12,965		11,957		14,395

ST. LUCIA.
Total Quantities and Values of the Principal Articles of Merchandise Imported, &c. Concluded.

ARTICLES.	1904.		1905.		1906.		1907.		1908.	
	Quantity.	Value.	Quantity.	Value.	Quantity.	Value.	Quantity.	Value.	Quantity.	Value.
Spirits and wines		£		£		£		£		£
Tobacco	522,171	21,447		26,007		26,313		23,398		25,569
Wood : White pine		19,962	144,611	16,590		14,688		13,870		15,875
Wood : Pitch pine.	996,988	22,610	266,939	4,180		2,528		5,567	239,845	7,742
All other articles		152,389		5,406		531		6,643	210,042	6,424
				132,116		111,772		132,253		144,291
Totals (indso.)		1,728,708		1,295,132		1,151,463		1,449,225		1,395,468
Coin and bullion		75,394		96,671		28,553		60,945		14,770
Total imports		1,804,102		1,391,803		1,180,016		1,510,170		1,410,238

SESSIONAL PAPER No. 10f

ST. LUCIA.

TOTAL Quantities and Values of the Principal Articles of Merchandise Exported during the Years ended December 31, 1904 to 1908, inclusive.

ARTICLES.	1904.		1905.		1906.		1907.		1908.	
	Quantity.	Value. \$	Quantity.	Value. \$	Quantity.	Value. \$	Quantity.	Value. \$	Quantity.	Value. \$
Animals, living.....		2,492		5,615		3,582		404		584
Coal.....	369	2,428	829	4,146	264	1,968	808	5,820	619	3,952
Cocoa, unmanufactured.....	1,353,700	141,171	1,893,600	185,133	1,579,290	205,863	1,719,700	280,154	1,355,000	148,372
Fuel, wood.....	1,112	2,706	882	2,063	1,055	2,567	965	2,350	1,133	2,757
Fruits, fresh—Mangoes.....		1,144		1,698		1,123		1,245		2,812
Hides.....		3,333		2,993		4,759		4,205		3,596
Logwood.....	436	5,299	77	846	478	4,070	1,609	13,704	499	4,857
Ordinance stores.....		22,308		43,527		365		122		
Rum.....	5,684	1,153	8,495	2,063	6,276	1,538	3,263	793	23,440	6,653
Spices.....		136		234		172		496		253
Sugar and molasses—										
Molasses.....		18,001		4,127		78		506		438
Melhado sugar.....		7,387		11,723		4,570				
".....	425,020	26,980	1,774,080	26,980	1,215,200	7,835	138,880	1,961	202,107	3,441
Usine sugar.....	9,803,181	236,437	8,335,040	181,088	12,187,840	251,555	11,876,480	258,030	9,762,000	261,296
Vegetables.....		1,966		1,728		1,076		516		1,338
All other articles.....		40,891		43,490		47,163		38,775		266,153
TOTALS (nduse).....		486,872		517,454		538,290		559,081		706,532
Coin and bullion.....		6,847		13,149		19,513		34,748		25,316
Banker coal.....	59,007	343,493	81,320	499,447	88,733	514,387	118,563	692,920	85,216	497,802
Total exports.....		837,212		1,030,050		1,072,190		1,286,749		1,229,050

ST. VINCENT.

VALUE of the Total Imports and Exports from and to each Principal Country during the Years ended March 31, 1905 to 1909, inclusive.

IMPORTS.					COUNTRIES.		EXPORTS.				
1904-5.	1905-6.	1906-7.	1907-8.	1908-9.			1904-5.	1905-6.	1906-7.	1907-8.	1908-9.
\$	\$	\$	\$	\$	<i>British Empire.</i>		\$	\$	\$	\$	\$
140,237	123,658	132,013	176,562	220,265	United Kingdom.....		108,000	118,773	194,073	256,560	204,961
12,371	12,686	39,638	40,262	34,957	British North America.....		30,811	21,093	27,068	17,754	9,962
131,497	136,775	120,177	166,167	200,390	British West Indies.....		100,019	114,781	182,863	179,507	173,745
		156	88	146	Other British Possessions.....				229	9	53
284,105	273,319	291,984	383,079	455,758	Totals, British Empire.....		238,830	254,647	404,233	453,830	448,721
					<i>Foreign Countries.</i>						
44		282	380	711	Denmark.....						
204	622	506	482	603	France.....		39				439
925	1,967	1,401	2,978	4,229	Foreign West Indies.....		818	842	44	263	1,100
384	453	370	666	613	Germany.....						
545	1,056	798	808	1,513	Holland.....						
73,711	58,841	84,285	81,205	89,717	United States.....		9,377	841	2,477	3,295	9,377
229		9	83		Venezuela.....		1,226	1,927	307	511	
1,144	14	4	214	259	Other Foreign Countries.....		2,305	55	547	855	1,430
77,186	62,953	87,655	86,816	97,645	Totals, Foreign Countries.....		13,765	3,665	3,375	4,924	12,346
284,105	273,319	291,984	383,079	455,758	Totals, British Empire.....		238,830	254,647	404,233	453,830	448,721
361,291	336,272	379,639	469,895	553,403	Grand totals.....		252,595	258,312	407,608	458,754	461,067

SESSIONAL PAPER No. 10f

ST. VINCENT.

TOTAL Quantities and Values of the Principal Articles of Merchandise Imported during the Years ended March 31, 1905 to 1909, inclusive.

ARTICLES.	1904-5.		1905-6.		1906-7.		1907-8.		1908-9.	
	Quantity.	Value. %	Quantity.	Value. %	Quantity.	Value. %	Quantity.	Value. %	Quantity.	Value. %
Ale and beer		1,664		1,684		1,528		2,195		2,166
Animals, living		861		2,118		2,112		4,866		4,643
Bacon and hams	8,334	1,388		1,021	5,347	1,873	7,654	1,465	9,718	1,631
Beef, salted or cured	224	2,944	157	2,180	125	1,859	169	2,652	135	2,360
Books		1,737		2,419		2,793		3,324		3,626
Boots and shoes		4,161		3,605		4,657		4,870		6,360
Bran		905		822		793		1,149		1,402
Bread		8,682		9,942		7,840		12,400		15,106
Butter	34,791	8,215		7,388	28,991	8,049	31,193	8,326	31,560	8,702
Cement		2,424		1,941		2,268		2,779		4,716
Cheese	6,901	954		715	4,134	667	6,137	1,032	6,968	1,363
Earthen and glassware		4,516		3,215		4,560		4,983		5,796
Fish		27,599		23,726		28,975		28,797		32,139
Flour, wheaten	6,477	38,694	6,724	38,274	8,587	40,807	9,530	50,613	8,773	51,449
" other kinds	543	2,166	631	2,301	708	2,755	831	3,450	620	3,095
Furniture		2,044		2,433		2,063		2,268		4,126
Lard		730	13,109	901	10,587	876	14,308	1,343	13,516	1,129
Leather:—										
Mfd, except boots and shoes		277		1,041		642		1,134		1,270
Unmanufactured		813		389		973		1,119		1,401
Lime		204		307		822		1,290		1,353
Medicinal extracts and preparations										
Metal mfrs.		3,460		3,840		3,577		5,100		4,949
Oats	1,558	21,340		23,470		28,820		39,031		52,827
Oilmeal and cake	85,250	1,286	1,394	1,168	1,348	1,153	1,832	1,913	2,197	2,175
Oils		1,762	75,486	1,791	72,125	1,679	98,375	2,117	90,125	2,161
Paints	27,222	10,317		10,841		12,502		13,696		14,731
Paper		1,849	12,232	745	26,862	1,801	27,451	1,791	24,271	1,655
Pork, salted and cured	837	1,606	631	1,621	511	1,500	585	2,229	620	2,151
Rice	444,689	10,005		9,335		9,329		10,361		10,769
		11,670	406,453	10,606	345,319	11,091	352,844	13,150	382,064	12,672

ST. VINCENT.

Total Quantities and Values of the Principal Articles of Merchandise Imported, &c.—*Concluded.*

ARTICLES.	1904-5.		1905-6.		1906-7.		1907-8.		1908-9.	
	Quantity.	Value.	Quantity.	Value.	Quantity.	Value.	Quantity.	Value.	Quantity.	Value.
Salt.....	2,120	2,224	2,275	2,073	2,296	1,533	2,253	1,557	2,008	1,839
Soap.....	4,246	6,692	7,639	8,501	6,701
Spirits and wines.....	7,344	7,052	6,998	8,701	9,748
Sugar.....	114,998	4,185	173,099	5,865	131,371	3,767	146,522	4,745	193,000	6,851
Textile mfrs.....	85,590	81,500	86,865	116,255	144,805
Tobacco.....	33,954	4,618	34,151	4,736	31,866	4,326	34,934	5,051	35,227	5,674
Wood and timber:—										
Pine timber.....	538,902	17,350	326,970	9,972	867,500	30,134	540,100	17,393	705,136	28,678
Shooks, staves, &c.....	8,569	6,977	8,667	12,672	12,561
Shingles.....	451,980	2,740	254,050	1,545	851,800	3,742	939,600	4,215	1,155,350	5,595
Other.....	1,100	375	404	1,110	462
All other articles.....	46,152	39,425	58,159	60,882	72,566
Total imports.....	361,291	336,272	379,639	469,895	553,403

SESSIONAL PAPER No. 10f

ST. VINCENT.

Total Quantities and Values of the Principal Articles of Merchandise Exported during the Years ended March 31, 1905 to 1909, inclusive.

ARTICLES.	1904-5.		1905-6.		1906-7.		1907-8.		1908-9.	
	Quantity.	Value.	Quantity.	Value.	Quantity.	Value.	Quantity.	Value.	Quantity.	Value.
Animals, living		£		£		£		£		£
Arrowroot	4,603,301	20,036	4,356,169	24,776	4,643,124	25,268	4,501,637	23,194	5,611,379	20,590
Cocoa	129,291	100,613	137,673	99,876	193,073	118,508	216,455	124,372	218,644	134,879
Cotton, raw	126,178	10,974	138,150	11,806	263,036	18,678	427,819	24,138	420,830	24,279
Ground nuts	5,181	21,870	3,919	37,346	7,085	88,422	6,360	149,830	146,228	146,228
Metals, old		6,121		11,897		9,387		7,732	6,869	8,468
Metals, new		163		259		1,309		2,409		161
Molasses		754		464		* 66,230		* 48,982		* 62,916
Oils, whale	18,390	3,173	21,509	4,356	30,400	5,406	34,507	7,003	13,434	1,947
Pease, dried	10,326	2,126	6,482	1,236	1,217	1,217	9,632	2,171	1,247	3,139
Spirits and wines	1,390	2,229	1,047	1,846	1,807	3,333	1,409	2,452		2,424
Starch (cassava)		1,426		2,115		34		481		2,584
Sugar (crystallized)	391,738	6,710	337,406	7,450	392,014	7,003	230,072	6,307	236,502	6,579
Sugar (muscovado)					256,640	5,718	460,503	11,091	300,996	7,597
Textile mfrs.	2,083,590	47,582	786,293	18,457	967,445	17,301	206,579	4,346	199,348	4,614
Vegetables, fresh :—		116		102		638		545		686
Sweet potatoes	7,389	7,295	9,548	9,487		5,440	4,786	5,080	6,409	6,623
Other		4,098		7,766		7,650		5,694		5,990
All other articles		17,369		19,073		26,026		32,927		21,372
Total exports		272,595		258,312		407,608		458,754		461,067

* Includes specie.

SESSIONAL PAPER No. 10f

SIERRA LEONE.

Total Quantities and Values of the Principal Articles of Merchandise Imported during the Years ended December 31, 1904 to 1908, inclusive.

ARTICLES.	1904.		1905.		1906.		1907.		1908.	
	Quantity.	Value.	Quantity.	Value.	Quantity.	Value.	Quantity.	Value.	Quantity.	Value.
Ale, beer and porter.....		\$ 34,752		\$ 41,001		\$ 43,123		\$ 40,899		\$ 34,325
Animals, living.....		32,250		35,123		35,049		61,451		44,003
Apparel.....		92,399		70,308		83,735		97,328		82,102
Bacon and hams.....	461	8,800	310	6,595	424	8,935	371	8,258	386	8,270
Bags.....		29,774	680,401	43,177	505,523	553,830	566,631	67,057	480,436	51,192
Beads.....		24,796		32,277		47,820		52,671		31,993
Beef and pork.....	1,498	9,393	1,400	8,629	1,416	11,244	1,080	10,911	942	8,950
Boats.....	8	6,472	8	2,969	7	7,289	24	11,018	12	5,437
Boats and stationery.....		38,402		34,217		42,578		44,407		44,725
Boots and shoes.....		21,812		23,179		26,543		38,363		27,413
Bread.....	483,801	18,731	385,011	16,848	443,840	20,639	507,325	20,911	315,455	15,004
Building materials.....		109,491		28,543		28,548		36,646		21,185
Butter.....		23,300		19,237	623	23,009	748	25,803	722	22,596
Butter.....		12,424		14,824	1,197	12,882	1,085	13,633	1,214	12,195
Candles.....		19,004		22,114		39,259		40,700		31,852
Cement.....	19,262	104,726	16,516	81,360	23,419	124,138	31,142	170,358	32,796	179,386
Coal.....		6,374		6,955		13,446		26,327		15,374
Coopers' stores.....		7,080		7,811		7,842		10,068		9,656
Cordage.....		806,664		997,330		1,118,963		1,222,273		1,093,452
Cottons.....		1,110		301		34		102		50
Country cloths.....		17,237		20,653		16,177		23,437		21,881
Cutlery.....		28,737		22,756		30,933		30,748		28,582
Earthenware.....		12,395		14,859		11,665		10,083		9,607
Fish, preserved.....		104,516	2,738,471	80,445	2,633,469	81,433	2,836,441	83,925	2,255,180	73,341
Flour.....	3,382,288	26,635		16,867		16,410		24,790		21,019
Furniture.....		138,631		135,794		157,461		152,954		86,631
Haberdashery.....		195,838		136,334		198,379		247,956		223,458
Hardware.....		19,364		16,693		26,811		20,537		15,620
Lard.....	1,728	49,873	1,471	43,815	1,716	47,878	1,531	93,430	1,127	32,436
Lumber.....	1,643,986	41,812	1,769,715	8,295	1,190,122	27,248		7,475		13,595
Machinery.....						20				1,076
Military stores.....		56,468		53,674		44,496		66,045		77,536
Oils.....				88		3,309		9,758		8,989
Palm kernels.....	2	4	61		1,671		3,564		3,712	

SIERRA LEONE.

Total Quantities and Values of the Principal Articles of Merchandise Imported, &c.—*Concluded.*

ARTICLES.	1904.		1905.		1906.		1907.		1908.	
	Quantity.	Value.	Quantity.	Value.	Quantity.	Value.	Quantity.	Value.	Quantity.	Value.
Potatoes and onions.		£		£		£		£		£
Provisions.	14,264	85,483		17,501		20,366		23,280		19,681
Rice.	18,160	2,302		91,108		105,373		98,044		78,023
Rubber.	45	2,302		10,697		28,326		24,007		7,881
Salt.	5,205	64,088	2	49	19	886	158	16,041	68	445
Silk goods.		9,865	5,761	67,354	5,460	73,827	1,422	67,378	5,051	79,979
Spirits and wines.		211,091		10,502		12,775		18,819		7,587
Sugar.	365,174	31,881	399,793	212,517	332,685	241,542	451,074	301,280	336,181	246,383
Tobacco.	7,737	176,621	10,043	45,649	8,836	33,205	11,886	46,014	7,898	31,585
Woolen goods.	1,598,337	37,706	1,273,848	148,156	1,740,789	216,420	1,973,312	264,620	1,718,721	270,246
All other articles.		332,392		41,546		50,715		80,942		62,201
				336,063		411,404		498,083		395,740
Totals (mdsc.)		3,086,197		3,014,013		3,603,365		4,211,885		3,552,860
Coin and bullion.		404,351		405,539		707,175		596,488		407,147
Total imports.		3,490,548		3,419,552		4,311,141		4,808,373		3,960,007

SESSIONAL PAPER No. 10f

SIERRA LEONE.

Total Quantities and Values of the Principal Articles of Merchandise Exported during the Years ended December 31, 1901 to 1908, inclusive.

ARTICLES.	1904.		1905.		1906.		1907.		1908.	
	Quantity.	Value.	Quantity.	Value.	Quantity.	Value.	Quantity.	Value.	Quantity.	Value.
Animals, living.....		10		10		579		555		820
Benniseed		4,496		3,884		1,416				9,232
Coal.....	20,026	191,919		135,247		211,827		214,707	18,182	176,973
Cotton goods		15,933		11,901		15,087		13,072		27,672
Food and drink.....		20,148		17,218		33,750		46,258		55,105
Ginger	17,697	62,016		37,749		52,949		56,346	12,733	57,772
Gun, copal.....	833	19,627		639		19,194		29,273	904	24,080
Hides.....		3,285		3,684		5,869		15,812		11,689
Kola nuts, fresh.....	15,560	392,944		368,543		506,532		552,843	23,209	529,532
Narcotics		1,260		5,250		2,472		3,212		4,516
Palm kernels	25,101	1,040,158		1,310,861		1,608,078		2,179,298	33,721	1,620,050
Palm oil	241,131	79,058		90,150		135,021		248,959	489,636	177,335
Piassava.....	156	14,133		19,339		26,338		27,974	516	41,989
Rubber.....	152,219	87,867		239,109		146,827		164,463	92,016	45,610
All other articles.....		41,855		55,655		130,568		76,529		61,445
Totals (mdse).....		1,980,709		2,314,392		2,896,507		3,574,231		2,843,879
Coin and bullion.....		378,991		426,271		591,061		471,225		741,662
Total exports.....		2,359,700		2,740,663		3,487,568		4,045,456		3,585,541

SOMALILAND PROTECTORATE.

VALUE of the Total Imports and Exports from and to each Principal Country during the Years ended March 31, 1905 to 1909, inclusive.

IMPORTS.					EXPORTS.				
COUNTRIES.					COUNTRIES.				
1904-5.	1905-6.	1906-7.	1907-8.	1908-9.	1904-5.	1905-6.	1906-7.	1907-8.	1908-9.
1,196,430	1,011,615	1,239,306	977,664	39,541	£	£	£	£	£
23,243	16,041	8,619	27,316	1,062,466	1,372,069	1,021,172	1,021,270	1,003,910	1,077,694
67,617	193,771	77,594	33,482	106,687	299	5		5	5
211,846									
2,521	4,760	2,132	2,516	569					
833	4,277	4,949	12,145	9,293					
1,502,510	1,230,464	1,336,318	1,079,748	1,353,502		1,035,262	1,036,059	1,016,150	1,088,074
65,641	69,973	46,379	39,639	49,138		341		146	
895	5	127	462	696		219	355	136	
399	7,144	6,458				3,129	3,971	832	49
23,204	13,602	21,116	14,215	18,454		33,736	31,648	29,283	13,276
44				331					
1,942	2,078	774	462	243		49	10		
		25							
395	1,850	2,895	570	313		5,065	4,735	3,207	7,144
92,520	94,652	77,774	55,348	69,175		42,539	40,719	33,624	20,469
1,502,510	1,230,464	1,336,318	1,079,748	1,353,502		1,035,262	1,036,059	1,016,150	1,088,074
1,595,030	1,325,116	1,414,092	1,135,096	1,428,677		1,077,801	1,076,778	1,049,774	1,108,543

SESSIONAL PAPER No. 10F

SOMALILAND PROTECTORATE.

TOTAL Quantities and Values of the Principal Articles of Merchandise Imported during the Years ended March 31, 1905 to 1909, inclusive.

ARTICLES.	1904-5.		1905-6.		1906-7.		1907-8.		1908-9.	
	Quantity.	Value.	Quantity.	Value.	Quantity.	Value.	Quantity.	Value.	Quantity.	Value.
Dates.....	128,960	201,507	116,999	182,690	103,603	163,345	93,574	146,535	91,379	142,665
Flour.....	12,836	33,108	6,992	18,036	8,364	21,900	8,812	24,333	5,224	11,308
Grain—										
Jowarce.....	60,859	87,478	80,746	118,450	85,244	122,489	83,283	114,658	71,080	101,372
Rice.....	273,526	537,927	260,004	508,318	199,505	386,019	111,023	213,047	139,381	270,401
Oil, kerosene.....		11,602		4,253		7,047		7,387		13,870
Sugar.....	13,933	41,892	11,928	37,376	13,942	42,608	15,213	47,426	16,289	49,931
Textiles—										
American grey sheeting.....	4,021,920	210,532	3,736,129	190,647	8,201,200	354,075	3,201,045	177,356	4,165,216	247,173
European white longcloth.....	1,454,085	67,793	757,114	44,501	923,563	54,210	788,038	46,584	823,924	48,666
Other piece goods.....		56,341		68,620		84,733		69,311		72,323
Tobacco.....		11,909		10,891		10,653	1,928	12,152	2,667	13,076
Coin and bullion.....		141,177		50,886		61,705		48,400		114,900
All other articles.....		193,674		90,428		105,308		227,907		339,902
Total imports.....	1,565,030	1,325,116	1,414,092	1,135,066	1,428,677

SOMALILAND PROTECTORATE.

Total Quantities and Values of the Principal Articles of Merchandise Exported during the Years ended March 31, 1905 to 1909, inclusive.

ARTICLES.	1904-5.		1905-6.		1906-7.		1907-8.		1908-9.	
	Quantity.	Value.	Quantity.	Value.	Quantity.	Value.	Quantity.	Value.	Quantity.	Value.
Coffee.....	986	11,641	46	5,441	2,948	34,442	1,772	22,211	2,191	31,146
Feathers, ostrich.....	2,054	14,493	2,286	16,031	2,714	19,569	3,031	21,773	2,836	20,911
Ghee.....	806	14,527	2,702	48,049	5,557	98,642	4,022	70,488	3,113	52,593
Guns and resins.....	1,420	12,473	9,491	42,024	5,520	35,916	5,990	37,663	4,927	28,694
Hides.....	9,028	18,513	18,474	10,847	10,969
Ivory.....	111	238	37	73	81	151	1,369	3,543	70	112
Live stock—										
Cattle.....	1,851	17,029	2,787	25,238	2,451	22,820	2,323	22,338	2,068	20,240
Sheep and goats.....	54,411	88,265	81,824	132,738	86,909	140,987	92,443	149,961	85,725	139,064
Shells (mother-of-pearl).....	1,453	20,727	913	12,838	537	7,125	566	7,081	1,090	13,694
Skins.....	633,786	647,325	616,694	588,073	691,285
Coin and bullion—										
Bullion, gold.....	1,494	28,451	560
Specie.....	492,331	91,172	44,759	73,992	56,472
All other articles.....	77,698	38,359	37,199	41,804	42,803
Total exports.....	1,420,688	1,077,801	1,076,778	1,049,774	1,108,543

SESSIONAL PAPER No. 10f

STRAITS SETTLEMENTS.

VALUE of the Total Imports and Exports from and to each Principal Country during the Years ended December 31, 1904 to 1908, inclusive. (*Including Coin and Bullion*).

NOTE:—Dollar=56·8 cents.

IMPORTS.					COUNTRIES.					EXPORTS.									
					<i>British Empire.</i>														
1904.	§	1905.	§	1906.	§	1907.	§	1908	§	1904.	§	1905.	§	1906.	§	1907.	§	1908.	§
32,698,304		34,011,810		35,212,518		49,434,985		37,532,442		56,431,757		57,214,868		78,233,369		75,625,713		65,013,406	
1,742,981		2,389,244		7,686,440		6,878,088		6,170,586		1,333,459		1,708,331		1,960,130		1,554,585		1,404,190	
77,033,222		45,311,730		42,354,776		42,354,776		34,611,345		31,851,547		13,440,362		19,154,177		17,835,160		16,205,377	
1,735		8,730		29,050		32,280		14,791		87,057		288,479		351,351		249,105		275,430	
33,647,417		30,298,872		30,915,001		32,260,198		25,410,809		29,042,805		14,122,423		14,122,423		12,539,285		10,160,044	
77,793,222		76,828,738		76,476,120		74,415,648		77,685,639		34,506,180		37,535,055		39,531,506		47,529,724		47,529,724	
4,818,364		5,188,410		5,043,837		5,016,755		4,568,904		3,020,504		3,883,089		3,571,097		3,940,804		3,240,119	
1,621,245		2,121,351		5,947,646		1,947,338		1,794,870		3,157,258		3,372,758		4,473,478		5,222,899		7,170,558	
229,358,490		196,088,888		203,256,744		212,340,119		187,855,386		153,430,047		132,423,132		101,000,531		158,535,051		151,004,850	
					<i>Foreign Countries.</i>														
1,785,183		1,521,902		1,290,737		1,075,086		948,122		2,157,849		2,574,288		3,613,585		2,790,896		2,601,384	
2,315,131		2,300,235		2,379,248		2,375,789		1,707,345		931,146		1,464,318		1,520,354		2,390,408		2,260,424	
5,888,161		6,551,241		6,443,760		6,834,257		6,190,501		6,477,809		4,089,728		4,636,194		3,904,417		3,904,417	
1,627,511		1,618,482		1,735,860		1,654,721		1,608,574		12,400,529		10,937,264		10,834,071		10,665,639		9,478,159	
5,239,787		5,751,833		5,989,671		8,070,601		9,729,479		2,750,628		2,361,528		2,658,394		3,037,446		2,071,275	
6,349,951		5,616,647		6,396,845		6,396,845		1,939,350		7,431,351		6,730,519		6,694,277		6,743,756		5,684,262	
2,143,031		2,311,500		2,407,149		2,661,192		2,002,961		2,104,339		1,706,954		1,953,146		1,511,603		1,691,264	
2,764,814		3,014,008		2,400,077		2,826,333		2,437,714		4,733,432		4,324,764		4,098,120		3,275,437		3,645,322	
7,905,375		6,383,728		5,045,709		6,995,958		6,727,178		3,879,769		2,434,817		2,390,717		2,594,855		3,253,661	
14,874,608		14,653,119		12,789,228		13,283,551		2,796,078		8,235,714		6,927,097		7,009,480		7,009,480		1,652,793	
53,141,126		50,110,550		51,021,513		49,605,632		46,573,342		48,235,714		46,247,317		45,652,711		45,604,915		41,605,215	
540,372		421,797		298,359		437,310		903,674		1,273,065		1,053,475		765,010		816,067		1,383,584	
2,735,114		16,300		35,630		79,362		10,341		2,964,113		4,102,794		2,394,429		4,060,906		3,634,863	
28,686,312		31,087,403		34,258,545		30,180,897		37,545,897		17,192,119		16,579,917		18,805,811		18,536,896		17,363,619	
2,322,634		3,284,160		2,697,630		3,592,494		3,511,677		34,977,982		36,288,289		34,029,275		28,459,060		21,078,801	
1,150,153		1,442,923		1,071,710		1,500,085		902,320		2,791,062		2,705,454		3,372,293		2,643,178		2,704,001	
139,469,163		136,144,928		136,051,547		138,208,083		128,540,553		159,077,491		150,537,553		150,005,278		146,766,856		122,813,274	
229,358,490		196,088,888		203,256,744		212,340,119		187,855,386		153,430,047		132,423,132		161,000,531		158,535,051		151,004,850	
368,827,653		332,233,816		339,308,291		350,570,202		316,395,939		312,507,538		282,960,685		311,005,809		305,301,907		273,818,124	
15,114,435		12,803,973		13,222,353		13,921,580		14,889,118		13,086,313		13,287,246		13,444,222		14,263,644		13,979,316	
383,942,088		345,037,789		352,530,644		364,491,782		331,285,057		326,193,851		296,247,931		324,450,031		319,505,551		287,797,440	

SESSIONAL PAPER No. 10f

Hides—Raw.....	Pikuls.	1,546,675	56,270	1,550,394	44,303	996,613
Tanned.....	"	1,589,491	35,565	1,674,647	40,643	1,856,923
Lard.....	"	905,477	48,999	1,020,049	40,030	817,105
Matches.....	Cases.	1,582,651	75,029	1,577,415	51,107	1,094,482
Metals:—						
Unmanufactured—						
Tin.....	Pikuls.	88,849,337	936,233	83,207,807	1,064,367	71,727,890
Other.....	"	314,462	253,456	139,350
Manufactured.....						
Oils.....		4,721,536	5,257,534	3,791,572
Opium.....	"	3,901,013	6,069,404	4,922,285
Provisions.....		8,753,338	8,757,920	7,674,810
Rattans.....	"	1,683,065	1,876,047	1,947,896
Sago.....	"	4,557,650	469,508	4,508,423	451,725	3,946,425
Spices:—						
Areca nuts.....	"	2,987,807	1,011,446	3,526,577	1,090,116	3,545,012
Pepper.....	"	6,523,164	924,587	5,714,728	799,248	3,431,153
Other.....	"	10,107,999	456,873	8,881,949	642,192	8,592,600
Spirits and wines.....	"	1,096,325	39,776	1,089,751	46,179	987,016
Sugar.....	Pikuls.	1,990,580	2,008,083	1,634,382
Tapioca.....	"	8,480,328	1,304,288	7,196,408	863,892	5,649,364
Tea.....	Pikuls.	7,464,163	8,221,561	1,283,011
Textile materials.....	"	1,218,440	37,474	1,278,231	33,453	1,045,735
Wood, unmanufactured.....	"	1,130,583	1,217,530	1,287,795
All other articles.....	"	2,061,338	2,343,019	1,600,863
		22,417,435	25,976,293	28,780,598
Totals (mdse).....		293,841,577	295,048,492	262,459,100
Coin and bullion.....		30,608,454	24,517,059	11,353,024
Total exports.....		324,450,031	319,565,551	273,818,124

TRINIDAD.

VALUE of the Total Imports and Exports from and to each Principal Country during the Years ended March 31, 1905 to 1909, inclusive. (*Including Coin and Bullion.*)

IMPORTS.						EXPORTS.					
COUNTRIES.						COUNTRIES.					
1904-5.	1905-6.	1906-7.	1907-8.	1908-9.		1904-5.	1905-6.	1906-7.	1907-8.	1908-9.	
	%	%	%	%	<i>British Empire.</i>	%	%	%	%	%	
4,368,788	4,600,201	4,487,962	5,113,738	4,594,367	United Kingdom.....	3,977,604	4,031,600	3,416,005	3,997,095	2,161,890	
1,415,616	1,415,616	230,855	132,748	189,017	British Guiana.....	25,418	505,203	135,415	21,362	41,420	
368,650	354,116	632,184	552,184	552,872	India.....	1,908	2,764			49	
660,663	677,338	638,029	657,711	535,903	North America.....	1,236,722	1,104,991	1,048,299	1,384,565	1,304,827	
386,078	1,135,613	247,119	197,333	141,206	West Indies.....	170,153	1,207,113	171,798	147,377	1,434,143	
8,886	7,870	11,155	10,414	7,806	Other British Possessions.....	1,563	499	6,810	7,578	2,483	
5,946,925	8,730,841	6,247,612	6,644,123	6,021,171	Totals, British Empire.	5,413,368	6,832,170	4,775,327	5,624,917	3,713,812	
					<i>Foreign Countries.</i>						
25,000	12,434	7,285	8,317	17,919	Austria-Hungary.....	12,478	11,928	15,758	21,573	46,589	
389	433	550	623	78	French Guiana.....	8,760	5,129	4,725	1,236	4,920	
398,270	379,941	344,876	441,762	404,970	France.....	2,000,936	9,377,079	1,566,166	5,139,477	2,319,545	
8,416	3,830	774	311	190	French West Indies.....	12,336	3,810	38,422	34,800	27,049	
259,655	336,782	394,000	423,049	297,743	Germany.....	237,795	295,587	565,424	819,805	147,327	
24,790	60,089	242,569	273,794	224,845	Holland.....	312,478	295,587	588,660	163,243	163,243	
5,791	28,918	55,923	49,908	26,207	Italy.....	3,285	19,447	7,367	253	3,076	
42,890	33,244	25,289	52,905	53,499	Portugal and Possessions.....	652	4,637	127	34		
78,314	72,075	51,403	18,579	183,648	Spain.....	23,638	35,251	14,995	25,487	21,349	
55,786	27,730	31,701	65,897	48,793	South America, N. E. S.....	9,227	36,538	13,369	220,771	25,146	
2,443	2,667	2,351	2,711	5,266	Cuba and Porto Rico.....	248	88	165		117	
3,296,782	3,163,541	3,296,111	3,976,344	3,490,130	United States.....	3,380,498	4,141,738	4,714,250	5,289,930	4,496,075	
2,623,065	3,205,123	4,451,993	5,736,928	2,062,995	Venezuela.....	405,412	1,273,470	1,335,171	1,825,917	753,505	
31,148	20,903	14,951	30,157	216,361	Other Foreign Countries.....	214,630	72,389	105,621	165,236	139,727	
6,817,789	7,346,730	8,939,876	11,091,285	7,034,644	Totals, Foreign Countries.....	6,652,432	8,568,866	9,200,320	14,802,863	8,433,802	
5,946,925	8,730,841	6,247,612	6,644,123	6,021,171	Totals, British Empire.....	5,413,368	6,832,170	4,775,327	5,624,917	3,713,812	
12,794,714	16,077,574	15,187,488	17,735,408	13,053,815	Grand totals.....	12,065,800	15,421,036	13,978,647	20,327,780	12,167,614	

SESSIONAL PAPER No. 10f

TRINIDAD.

Total Quantities and Values of the Principal Articles of Merchandise Imported during the Years ended March 31, 1905 to 1909, inclusive.

Articles.	1904-5.		1905-6.		1906-7.		1907-8.		1908-9.	
	Quantity.	Value.	Quantity.	Value.	Quantity.	Value.	Quantity.	Value.	Quantity.	Value.
Animals, living :		\$		\$		\$		\$		\$
Oxen.....	No.	191,576	7,112	213,184	6,972	228,407	6,801	206,181	6,495	221,886
All other.....	"	188,719	29,267	127,195	30,055	121,611	21,869	111,381	14,357	55,708
Balata gum.....	Lbs.	389,023	1,413,611	390,453	1,272,176	403,429	221,555	37,406	68,411	23,544
Books printed, newspapers, &c.....		35,696		43,157		43,493				37,970
Breadstuffs :										
Bread.....	Bkls.	40,821	9,347	37,035	4,036	25,803	7,453	38,724	9,819	37,770
Rholl.....	Lbs.	76,017	2,520,008	49,474	3,314,825	84,028	2,154,394	55,927	2,375,627	67,408
Flour.....	Bkls.	771,678	201,638	885,767	227,838	912,713	236,291	991,384	230,404	1,084,478
Maize.....	Bkls.	41,411	34,081	24,907	37,476	25,539	31,438	21,878	25,356	22,566
Meal, not wheaten.....	Bush.	28,275	12,042	9,345	9,345	28,319	8,730	30,563	7,909	32,144
Oats.....	Bush.	27,637	112,848	38,223	114,225	117,983	224,488	156,901	205,057	135,761
Pease and beans.....	Bush.	214,537	224,310	114,225	217,189	73,751	65,038	65,038		64,511
Rice.....	Lbs.	52,730	66,162	66,162	73,751	600,483	17,693,921	546,187	19,967,647	577,425
Candles.....	"	553,276	26,295,684	573,541	22,975,705	291,634	119,906	41,513	339,418	29,601
Carriages and motors.....	No.	32,130	414,473	37,339	318,759	16,878	11,819	12,546	103	51,302
Cement.....	Bkls.	16,926	121	16,631	117	77,550	19,819	92,705	57,985	100,866
Cocoa, raw.....	Lbs.	141,326	60,887	99,757	47,561	919,016	8,736,551	1,537,333	8,075,980	946,985
Coal and coke.....	Tons.	878,832	6,906,137	735,992	5,993,726	115,325	40,276	220,879	41,625	205,757
Coffee.....	Tons.	108,399	20,939	191,786	23,245	51,479	605,152	19,080	498,214	38,378
Confectionery.....	Lbs.	62,989	414,007	40,383	563,102	17,374		27,964		23,069
Cordage and twine.....		20,985		22,435		48,900		57,786		43,240
Earthenware and glassware.....		45,883		16,885		120,041		98,521		119,876
Fish.....	Lbs.	120,041		125,316		37,4713	7,418,273	390,379	7,513,801	355,519
Furniture.....		368,465	7,110,722	141,949	6,941,131	68,970		69,861		61,836
Hardware, &c. :—		84,777		79,637						
Bicycles.....		7,752		6,672		5,708		9,928		5,470
Cutlery.....		10,609		15,092		9,397		13,992		10,130
Implement and tools.....		21,520		21,291		20,006		21,466		10,901
Iron for building.....		24,046		49,684		15,242		83,765		56,346
Jewellery.....		61,943		55,718		50,759		61,573		36,939
Machinery.....		203,772		163,043		301,368		210,956		208,001
Rails and railway materials.....		29,220		51,396		37,853		51,886		45,498

9-10 EDWARD VII., A. 1910

TRINIDAD.

TOTAL Quantities and Values of the Principal Articles of Merchandise Imported, &c.—Concluded.

ARTICLES.	1904-5.		1905-6.		1906-7.		1907-8.		1908-9.	
	Quantity.	Value.	Quantity.	Value.	Quantity.	Value.	Quantity.	Value.	Quantity.	Value.
Hardware, &c.— <i>Con.</i>		£		£		£		£		£
All other hardware, &c.	...	601,413	...	435,441	...	445,814	...	445,956	...	451,149
Hay and bran	...	21,880	...	17,831	...	17,204	...	24,196	...	19,856
Hides	...	57,285	...	41,337	...	68,479	...	55,558	...	16,216
Leather :—Manufactured—	No.	25,859	22,062		25,672		18,029		11,437	
Boots and shoes	...	232,023	...	256,395	...	265,910	...	314,736	...	244,661
Saddlery.	...	21,292	...	22,994	...	19,954	...	26,207	...	19,043
Other.	...	15,715	...	9,636	...	10,385	...	13,101	...	22,002
Unmanufactured.	...	19,489	...	45,212	...	39,235	...	61,432	...	26,883
Lime	...	6,136	...	2,862	...	3,222	...	3,270	...	1,465
Manures	Tons.	107,903	3,315	125,370	3,351	167,349	3,864	136,456	5,649	215,608
Malt liquors	Galls.	210,527	214,130	207,023	204,965	181,395	240,294	236,763	215,223	194,151
Medicines	...	86,836	...	81,088	...	76,382	...	103,349	...	82,528
Milk, condensed	...	123,915	...	140,695	...	144,486	...	156,852	...	142,564
Musical instruments	...	9,338	...	5,066	...	4,930	...	16,143	...	19,146
Oils :—										
Edible.	...	59,636	...	42,900	...	48,122	...	69,136	...	55,859
Non-edible—	Galls.	47,596	37,939		39,228		53,997		44,358	
Kerosene	"	516,348	552,389	97,907	559,363	101,917	590,708	116,396	636,180	116,596
Other.	Lbs.	24,464	23,471		22,506		31,327	32,646	31,327	31,327
Oilmeal	...	4,862,950	4,504,509	74,260	5,286,565	86,826	6,114,143	104,249	4,255,484	69,019
Opium and galls.	"	8,484	8,220	19,783	8,530	26,533	8,016	24,016	7,371	28,202
Paints and painters' colours
and materials	...	36,244	...	34,023	...	39,679	...	31,341	...	20,444
Paper, not writing	...	35,701	...	42,369	...	40,281	...	47,070	...	37,959
Patent fuel	Tons.	16,692	12,101	73,015	17,493	112,060	17,118	116,963	12,959	90,948
Provisions :—										
Butter	Lbs.	748,841	638,481	130,903	679,725	151,589	802,471	175,847	657,334	148,832
Butter substitutes—										
Fat, edible, preparation of	"	42,900	62,039	10,653	101,216	19,151	572,366	53,484	1,731,200	145,260
Lard	"	1,672,712	1,923,720	122,611	2,006,000	156,536	3,861,385	168,538	404,135	31,166
Oleomargarine	"	140,496	137,777	188,552	190,400	158,338	228,018	21,895	196,690	18,338
Cheese	"	310,640	296,438	43,250	272,388	40,106	292,683	46,812	280,433	44,068
Meats	"	8,520,320	7,948,690	449,271	7,506,440	469,492	7,290,037	507,530	6,526,434	434,121

SESSIONAL PAPER No. 10f

Salt.....	16,824	11,675	3,659,154	11,865	15,714	12,186
Soap.....	154,263	142,391	50,688	145,839	146,190	146,283
Spirits, other than medicinal	114,308	113,967	50,688	98,063	132,446	126,913
Starch.....	17,578	21,203	20,542	20,542	23,101	20,473
Stationery.....	53,485	58,541	35,546	65,666	57,490	53,858
Sugar.....	23,705	1,203,502	361,554	12,181	16,702	22,186
Tobacco :—						
Cigars and cigarettes.....	21,379	18,435	28,555	30,066	43,683	32,719
Manufactured.....	32,639	77,743	84,557	35,979	52,706	50,019
Unmanufactured.....	59,758	630,266	512,240	45,114	56,691	66,889
Textiles :—						
Apparel, wearing.....	298,307	299,689		302,638	370,041	286,389
Bags, empty.....	118,630	149,397		172,518	184,033	140,008
Haberdashery.....	124,756	104,361		112,352	146,725	132,432
Hats.....	111,923	102,006		88,685	139,629	222,163
Other.....	1,067,451	1,052,392		1,008,198	1,308,875	1,201,177
Vegetables, fresh :—						
Onions.....	43,678	38,363		45,387	53,460	46,238
Potatoes.....	78,923	84,198		78,368	82,076	112,191
Other.....	32,436	23,478		31,773	31,425	22,985
Wines.....	161,972	154,333	155,398	114,144	148,832	105,733
Wood :—						
Shingles.....	560	638	194,250	584	881	180
Shooks.....	15,875	5,997	14,270	21,627	34,563	25,871
Staves.....	2,215	1,023,000	569,950	4,413	9,267	5,073,210
Timber, sawn and hewn, feet.....	106,950	211,700	9,390,861	236,770	243,735	219,068
Hoops.....	1,645	4,385	154,080	4,726	6,735	4,541
All other articles.....	778,402	621,228		683,630	715,030	668,958
Totals.....	11,272,752	10,568,054		11,111,509	12,263,761	11,165,763
Merchandise entered for transhipment.....	984,380	3,549,353		3,322,614	4,648,932	1,211,436
Totals (nude). Coin and bullion.....	12,257,132	14,117,407		14,434,123	17,152,693	12,376,799
" entered for transshipment.....	313,394	637,461		394,819	91,421	569,960
" entered for transshipment.....	224,188	1,322,706		358,546	491,294	109,056
Total imports.....	12,794,714	16,077,574		15,187,488	17,735,408	13,055,815

9-10 EDWARD VII., A. 1910

TRINIDAD.

Total Quantities and Values of the Principal Articles of Merchandise Exported during the Years ended March 31, 1905 to 1909, inclusive.

ARTICLES.	1904-5.			1905-6.			1906-7.			1907-8.			1908-9.		
	Quantity.	Value.	Quantity.	Quantity.	Value.	Quantity.	Quantity.	Value.	Quantity.	Quantity.	Value.	Quantity.	Quantity.	Value.	Value.
		\$			\$			\$			\$				£ No
Animals, living.....	No.														
Asphalt.....	Tons.	22,070		260	13,297	240		12,848	299		21,116		272		19,170
Balsa gum.....	Lbs.	725,250		103,713	578,734	113,875		665,974	111,005		790,016		134,165		734,993
Cement.....	Brls.	880,980		1,460,521	398,220	1,311,333		418,086	226,079		63,126		53,841		18,425
Coal.....	Tons.	6,183		7,853	16,463	7,983		13,325	7,215		17,316		8,969		20,415
Cocoa.....	Lbs.	3,797		6,637	40,369	6,703		41,096	16,492		106,389		17,808		86,621
Cocoanuts.....	No.	47,758,144		55,412,784	5,822,722	33,120,152		4,731,222	58,704,352		10,289,476		50,694,000		6,310,925
Coffee.....	Lbs.	10,680,622		11,037,932	142,243	13,131,296		197,776	14,943,858		221,312		18,717,046		279,763
Copra.....	Lbs.	560,896		36,013	2,891	98,784		10,760	293,280		16,488		128,890		12,108
Fish.....	"	2,012,429		58,823	60,376	3,111,057		121,316	2,370,102		84,957		2,861,365		83,137
Flour.....	Brls.	467,266		29,098	28,533	374,831		13,826	316,611		14,063		287,547		9,816
Fruits : Bananas.....		6,558		32,465	25,900	2,900		16,635	2,900		18,024		3,469		73,013
Other.....		3,908			20,726			15,281			5,879				5,290
Hardware.....		43,152			35,363			87,507			61,193				56,292
Hides and skins.....	No.	88,773		30,162	73,102	39,177		116,895	32,547		105,815		19,995		57,493
Lard.....	Lbs.	102,238		117,280	9,154	89,335		8,278	219,046		20,858		127,621		12,434
Lime juice.....	Galls.				2,750			4,779	5,122		6,653		1,827		2,005
Machinery.....		15,023			14,152			3,528			5,859				5,762
Molasses.....	Galls.	580,209		273,467	28,192	426,052		22,406	524,926		31,935		358,936		21,841
Oil—Cocanut.....	"	21,638		26,395	15,702	16,863		10,142	12,342		12,926		4,590		2,755
Rice.....	Lbs.	1,159,988		1,021,451	26,659	1,910,691		50,637	1,600,836		44,575		165,332		14,123
Soap.....	"	365,805		357,372	16,079	296,621		13,262	187,134		8,657		181,408		8,628
Spirits : Rum.....	Galls.	85,472		23,561	297	219,271		58,040	185,483		45,153		68,723		16,736
Bitters.....	"	30,285		33,061	160,897	34,889		169,793	31,866		169,681		27,194		132,344
Other.....	"	4,402		5,051	13,719	4,410		12,873	1,322		15,001		3,366		10,638
Sugar.....	Tons.	3,518,834		36,280	2,203,948	45,033		2,046,633	16,291		2,537,995		39,640		2,960,245
Timber.....		26,358			70,388			283,279			44,406				17,063
Tobacco, unmanufactured.....	Lbs.	187,428		19,456	14,707	200,662		12,349	161,318		16,390		80,728		11,865
cigars and cigarettes.....	"	12,692		12,962	11,962	12,830		9,303	26,838		15,914		11,678		8,953
Textile manufactures.....		119,725			134,855			111,573			109,149				108,580
Vegetables, fresh.....		1,936			13,293			5,501			5,757				2,539

SESSIONAL PAPER No. 10f

Wines.....	15,230	14,089	13,734	14,162	12,678	9,537	7,901	6,905	9,063	7,187
All other articles.....		196,133		297,610		311,223		172,636		172,298
Totals.....		10,767,525		10,311,295		9,674,650		15,121,986		10,806,174
Merchandise entered for transhipment.....		984,380		3,540,353		3,322,614		4,648,932		1,211,036
Coin and bullion.....		11,751,905		13,860,588		12,997,264		19,770,912		12,017,210
" entered for transhipment.....		89,707		237,742		622,837		65,374		11,348
".....		224,188		1,322,706		358,546		491,294		109,056
Total exports.....		12,065,800		15,421,036		13,978,647		20,327,780		12,167,614

SESSIONAL PAPER No. 10f

UGANDA PROTECTORATE.

Total Quantities and Values of the Principal Articles of Merchandise Imported during the Years ended March 31, 1905 to 1909, inclusive.

ARTICLES.	1904-5.		1905-6.		1906-7.		1907-8.		1908-9.	
	Quantity.	Value. £	Quantity.	Value. £	Quantity.	Value. £	Quantity.	Value. £	Quantity.	Value. £
Beer and ale.....		2,891		1,073		9,651		3,562		1,468
Furniture and tents.....		8,020						3,319		12,230
Hardware.....		19,214		26,080		35,950		82,536		103,923
Iron, corrugated.....		36,631		53,109		29,034		23,111		39,425
Ivory.....						56,735		55,449		213,179
Machinery.....		13,806		17,048		41,639		48,462		103,655
Oils of all kinds.....				12,818		30,037		20,050		30,310
Provisions.....		44,734		77,721		95,858		88,218		182,509
Rice.....				12,283		19,909		23,616		28,440
Rubber.....			3,103	37,035		85,439	74,956	48,686	11,476	7,446
Spirits.....		18,226						36,222		58,979
Wines.....		8,804		31,373		47,197				
Textiles:—										
Longcloth (Bafia).....		35,011				31,594		46,555		59,086
Unbleached calico (American).....		241,309		173,282		217,973		154,092		223,019
Cotton piece goods.....		51,333		239,187		306,142		335,537		358,040
Other kinds (including apparel).....				91,599		58,711		138,738		163,377
Coin and bullion.....		253,849		219,721		373,696		514,615		151,890
All other articles.....										
Total imports.....		728,719		1,058,037		1,441,565		1,625,888		2,040,607

SESSIONAL PAPER No. 10f

FOREIGN COUNTRIES.

ALASKA.

VALUE of the Total Imports and Exports from and to each Principal Country during the Years ended June 30, 1905 to 1909, inclusive.

IMPORTS.					COUNTRIES.	EXPORTS.				
1901-5.	1905-6.	1906-7.	1907-8.	1908-9.		1904-5.	1905-6.	1906-7.	1907-8.	1908-9.
%	%	%	%	%		%	%	%	%	%
38					United Kingdom.....	500				
1,362,398	749,604	8,587	10,132		Australasia.....	1,042,217	1,259,915	1,431,307	1,772,092	917,760
		971,689	643,314	523,317	Canada.....	36,368	83,212			
		34,784	16,066		Japan.....	9,080	34,271	58,379	85,813	43,341
88,424	95,687	119,131	197,462	123,984	Russia (Asiatic).....	10,801,446	9,272,337	12,155,198	10,967,777	13,110,910
11,504,255	14,869,827	18,402,765	16,577,903	17,762,600	United States.....					
					Other Countries.....					
12,455,165	15,715,118	19,536,956	17,354,877	18,409,931	Totals.....	11,889,611	10,649,735	13,644,884	12,825,682	14,072,011

ARGENTINE REPUBLIC.

VALUE of the Total Imports for Consumption and Exports of Domestic Produce (Merchandise only) from and to each Principal Country during the Years ended December 31, 1904 to 1908, inclusive.

NOTE: —Peso=96.5 cents.

IMPORTS.					EXPORTS.				
COUNTRIES.									
1904.	1905.	1906.	1907.	1908.	1904.	1905.	1906.	1907.	1908.
Pesos.	Pesos.	Pesos.	Pesos.	Pesos.	Pesos.	Pesos.	Pesos.	Pesos.	Pesos.
64,517,000	68,391,000	94,829,938	97,936,000	93,371,000	United Kingdom.....	44,827,000	43,264,028	53,716,000
17,110,000	21,248,000	26,744,875	27,468,000	26,477,000	France.....	37,594,000	37,762,000	78,325,000
24,926,000	29,083,000	38,416,259	45,811,000	37,847,000	Germany.....	37,028,000	33,417,196	28,914,000
9,069,000	8,727,000	12,298,040	15,897,000	12,753,000	Belgium.....	29,522,000	36,423,000	34,752,000
24,474,000	28,920,000	39,474,894	38,842,000	35,597,000	United States.....	20,781,000	29,592,000	33,478,000
19,128,000	20,255,000	24,123,636	24,003,000	24,913,000	Italy.....	15,717,000	10,940,000	13,025,000
4,798,000	5,727,000	7,358,269	7,264,000	8,618,000	Spain.....	4,345,000	6,906,124	7,908,000
6,033,000	5,328,000	6,641,025	7,849,000	7,286,000	Brazil.....	2,352,576	1,436,000	2,600,000
862,000	1,024,000	1,833,241	2,473,000	2,207,000	Uruguay.....	15,039,000	11,891,315	15,095,000
1,569,000	1,617,000	1,808,972	1,414,000	1,510,000	Paraguay.....	6,703,000	5,031,440	774,000
1,008,000	1,289,000	1,511,744	1,762,000	2,038,000	Netherlands (Holland).....	330,000	205,014	214,000
108,000	126,000	134,112	127,000	156,000	Bolivia.....	3,761,000	2,947,238	5,300,000
.....	Portugal.....	510,000	608,000	594,000
.....	Chile.....	23,000	30,000	822,000
.....	West India Islands.....	1,511,000	1,358,537	1,538,000
.....	Other Countries.....	421,000	247,291	289,000
.....	Total.....	131,733,000	103,336,501	140,078,000
.....	322,844,000	292,253,829	366,005,000
187,306,000	205,154,000	263,970,521	285,861,000	272,973,000	296,204,000

SESSIONAL PAPER No. 10f

ARGENTINE REPUBLIC.

Total Quantities and Values of the Principal Articles Imported for Consumption (Merchandise only) during the Years ended December 31, 1904 to 1908, inclusive.

NOTE:—Peso=96·5 cents. Kilog.=2·204 lbs. Ton=2,204 lbs. Hectolitre=21·99 galls. Metre=39·37 inches.

ARTICLES.	1904.		1905.		1906.		1907.		1908.	
	Quantity.	Value. Pesos.	Quantity.	Value. Pesos.	Quantity.	Value. Pesos.	Quantity.	Value. Pesos.	Quantity.	Value. Pesos.
Live stock.		967,634		1,307,868		2,526,602		2,035,913		1,768,739
Food stuffs:—										
Animal foods—										
Cheese..... Kilogs.			1,920,790	768,316			3,295,688	1,318,277	3,667,612	1,467,044
Fish: Codfish..... "			2,515,969	358,481			3,157,192	458,819	3,808,278	538,244
" Fish, preserved..... "			826,659	289,339			1,090,521	381,683	1,762,940	617,025
" Sardines..... "			2,377,368	594,342			3,140,395	785,098	3,203,978	800,992
" Other..... "				136,730				177,355		300,646
Other animal foods.....				295,138				382,661		532,976
Vegetable foods and fruits.....				960,383				1,103,344		2,016,849
Spices and condiments.....				866,132				4,020,631		1,566,893
Legumes and cereals—										
Malt..... Kilogs.			10,229,241	511,461			16,374,341	818,716	15,557,207	777,860
Rice..... "			21,857,397	1,859,049			36,337,227	2,535,400	39,260,225	2,295,673
Other legumes and cereals.....				185,808				222,029		728,270
Substances for infusions and hot beverages—										
Coffee..... Kilogs.			8,599,087	1,907,887			9,827,351	1,182,677	10,038,351	1,208,546
Tea..... "			1,049,721	629,829			1,285,332	771,197	1,880,329	1,128,196
Yerba-maté..... "			36,150,171	3,973,251			48,565,292	5,307,731	17,356,151	5,230,916
Other substances for infusions, &c.....				482,512						593,494
Flour, macaroni, fancy breads, fecula.....				820,932				631,216		731,473
Tobacco and applications.....				4,465,408				5,010,491		5,357,649
Drinks:—										
Wines.....				6,595,589				9,614,031		9,913,215
Spirits and liquors.....				2,159,448				2,417,921		2,664,359
Smudgies.....				411,865				601,787		702,207

9-10 EDWARD VII., A. 1910

ARGENTINE REPUBLIC.

Total Quantities and Values of the Principal Articles Imported, &c. —Continued.

ARTICLES.	1904.		1905.		1906.		1907.		1908.	
	Quantity.	Value.	Quantity.	Value.	Quantity.	Value.	Quantity.	Value.	Quantity.	Value.
Textiles, raw and manufac- tured:—Silk		Pesos.		Pesos.		Pesos.		Pesos.		Pesos.
Silk tissues, pure Kilogs.				792,779			91,109	1,334,191	104,214	1,523,017
" mixed with cotton..... " "		2,415,417		549,416		3,701,422		571,384	56,363	87,518
Silk tissues, mixed with wool..... " "				175,280				336,864	74,442	297,708
Other silk..... " "				1,175,083			84,216	2,257,450		2,631,959
Wool—										
Velvet, imitation of.... Kilogs.				487,836		561,662	526,266	667,892	375,909	558,829
" " " " " " " "				1,685,854		4,681,735	1,709,213	4,475,916	1,715,556	4,312,536
Woollen tissues, pure, mixed..... " "		9,803,669		3,776,641		10,695,037	1,210,176	1,425,810	1,080,952	1,304,285
with cotton..... " "				591,407			535,881	428,704	395,561	316,446
Woollen yarn..... " "				712,640				3,679,697		3,890,519
Other wool..... " "				1,355,817						
Cotton—										
Cloth, bleached..... Kilogs.				3,713,586			4,051,020	3,338,813	82,920	49,749
" unbleached..... " "				1,582,142			1,794,133	897,067	4,390,796	3,536,452
" printed..... " "				4,211,379			5,018,184	4,656,580	90,408	58,639
" dyed & coloured..... " "				8,592,293			9,517,651	8,237,143	14,673,094	12,925,475
Handkerchiefs..... " "				447,106			296,798	556,587	487,241	788,745
Lace and net..... " "				549,188			326,636	1,263,556	310,925	1,193,345
Socks and stockings..... " "				418,478			880,284	365,642	531,008	1,221,226
Sacks..... " "				1,603,556			731,286	386,362	443,181	443,181
Thread on spools..... Doz.				5,225,556			2,883,914	471,594	2,097,261	386,603
Yarn..... Kilogs.				1,706,820			3,458,486	1,487,783	3,411,802	1,571,371
Other cotton..... " "				2,655,339				3,136,305		4,536,141
Sundries..... " "		16,173,365		5,582,389		8,062,951		6,863,979		8,363,554
Oils										
Lubricating..... Kilogs.				942,124			7,864,982	808,519	17,689,700	1,789,277
Olive..... " "				1,977,087			11,041,086	2,524,890	29,329,523	3,545,554
Petroleum..... " "				479,870		7,880,973	618,358	1,855,073	645,799	1,487,306
Other..... " "		6,265,756		1,197,246				2,896,289		3,779,496

ARGENTINE REPUBLIC.

Total Quantities and Values of the Principal Articles Imported, &c.—*Concluded.*

ARTICLES.	1904.		1905.		1906.		1907.		1908.	
	Quantity.	Value.	Quantity.	Value.	Quantity.	Value.	Quantity.	Value.	Quantity.	Value.
		Pesos.		Pesos.		Pesos.		Pesos.		Pesos.
Metals, other:—										
Unmanufactured—										
Lead in ingots. Kilogs.										
Tin plates. "		2,120,879								
Zinc. "										
Other unman'd. metal.										
Manufactured—										
Articles man'd. of copper										
and bronze. Kilogs.										
Articles man'd. of other										
metals. Kilogs.										
(Clocks. No.										
Jewellery. No.										
Watches. No.										
Other man'd. metal.										
Agriculture—										
Bags. Kilogs.										
Binder twine. "										
Ploughs. No.										
Reapers. "										
Sackcloth. Kilogs.										
Seeders. No.										
Seed—Clover. Kilogs.										
Other. "										
Shovels, picks and spades. No.										
Threshers. No.										
Other agriculture.										
Locomotion and conveyances—										
Automobiles. No.										
Fish plates. Kilogs.										
Locomotives. No.										
Railway materials.										

9-10 EDWARD VII., A. 1910

ARGENTINE REPUBLIC.

Total Quantities and Values of the Principal Articles of Domestic Produce Exported (Merchandise only) during the Years ended December 31, 1904 to 1908, inclusive.

NOTE:—Peso = 96.5 cents, Kilog. = 2.204 lbs., Ton = 2,204 lbs.

ARTICLES.	1904.		1905.		1906.		1907.		1908.	
	Quantity.	Value.	Quantity.	Value.	Quantity.	Value.	Quantity.	Value.	Quantity.	Value.
Animals, living—		Pesos.		Pesos.		Pesos.		Pesos.		Pesos.
Cattle..... No.	129,275	2,853,000	262,681	5,109,000	71,106	1,676,145	74,841	2,062,390	60,916	1,876,820
Sheep..... "	28,427	85,000	120,166	364,000	102,916	315,359	110,567	331,701	105,792	311,376
Other..... "	71,742	1,503,000	61,766	1,665,000	1,078,470	26,679	764,765	24,559	656,634
Bones and bone ash..... Tons.	31,666	297,000	35,205	1,061,000	26,023	875,000	30,341	1,205,581	28,506	1,423,701
Bran..... "	154,456	2,409,000	176,664	3,051,000	178,517	3,249,888	213,032	4,638,274	209,771	4,733,513
Butter..... "	5,294	2,118,000	5,393	2,157,000	4,405	1,762,130	3,035	1,214,175	3,550	1,419,867
Grain and flour—										
Maise..... Kilogs.	2,469,548,000	44,391,000	2,222,289,000	46,537,000	2,693,731,000	53,365,687	1,276,732,000	29,653,979	1,711,804,000	41,536,865
Wheat..... "	2,301,724,000	66,948,000	2,868,281,000	85,883,000	2,247,988,000	66,561,181	2,680,802,000	82,727,747	3,636,294,000	128,842,610
Wheat flour..... Tons.	107,298,000	4,757,000	144,760,000	5,374,000	128,998,000	4,477,964	127,499,000	4,696,934	113,500,000	5,133,335
Grease and tallow..... Tons.	36,319	4,012,000	45,758	5,321,000	25,301	3,482,526	31,116	4,834,140	41,035	6,036,406
Hides, raw..... Kilogs.	89,288,000	22,300,000	104,360,000	28,560,000	79,857,000	27,542,698	80,298,173	25,361,033	93,805,770	21,895,043
Unseed..... Tons.	28,541	28,360,000	654,792	26,234,000	538,496	25,915,861	763,736	36,081,221	1,655,650	49,004,704
Meat products—										
Beef, frozen..... "	97,744	9,774,000	152,857	15,286,000	153,809	15,380,897	138,222	13,822,162	180,814	18,081,443
Beef, salted..... "	11,726	1,392,000	25,288	3,738,000	4,650	596,643	10,649	1,178,056	6,650	772,819
Mutton, frozen..... "	88,616	7,089,000	78,351	6,268,000	67,988	5,391,055	69,785	5,582,781	78,846	6,367,688
Quebracho wood—										
Extract..... "	20,111	2,011,000	29,408	2,428,000	30,839	2,162,949	28,195	1,811,878	48,162	2,994,922
Logs..... "	252,723	2,527,000	285,897	4,275,000	239,100	3,425,101	246,514	3,132,493	254,371	2,962,184
Sugar..... Kilogs.	18,311,000	1,465,000	2,199,000	176,000	106,000	8,467	63,799	5,103	18,426	1,475
Wool, raw..... "	168,599,000	48,355,000	191,007,000	64,313,000	140,110,000	58,402,771	154,810,000	59,252,948	175,538,000	47,246,183
Total value of principal and other articles exported.....	264,158,000	322,844,000	292,253,829	296,204,369	366,005,341

SESSIONAL PAPER No. 10f

AUSTRIA HUNGARY.

VALUE of the Total Imports for Consumption and Exports of Domestic Produce (Merchandise only) from and to each Principal Country during the Years ended December 31, 1904 to 1908, inclusive.

Note:—Krone=20·3 cents.

IMPORTS.					COUNTRIES.					EXPORTS.				
1904.	1905.	1906.	1907.	1908.						1904.	1905.	1906.	1907.	1908.
Kronen.	Kronen.	Kronen.	Kronen.	Kronen.						Kronen.	Kronen.	Kronen.	Kronen.	Kronen.
154,892,000	157,001,000	189,397,000	228,598,948	215,529,230	United Kingdom.....					181,524,000	199,502,600	231,325,000	222,246,517	230,923,791
2,074,000	3,032,000	3,681,000	4,834,905	4,240,334	Algeria.....					967,000	899,000	819,000	930,242	1,203,329
28,630,000	46,810,000	18,668,600	21,754,806	22,595,136	Argentina Republic.....					3,334,000	3,673,000	8,364,000	6,508,437	7,347,915
5,025,000	8,772,000	6,369,000	7,745,506	9,510,753	Australia, British.....					968,000	1,527,000	1,133,000	1,109,050	1,097,218
36,954,000	36,676,000	46,633,000	45,973,609	43,241,344	Belgium.....					19,978,000	21,799,000	23,956,000	26,425,415	20,597,201
49,617,000	47,891,000	52,659,000	52,977,776	46,067,903	Brazil.....					6,438,000	8,186,000	7,737,000	7,322,415	6,234,759
130,436,000	125,316,000	164,069,000	185,426,120	136,269,883	British West Indies.....					62,061,000	68,510,000	72,585,000	59,822,793	56,135,011
1,856,000	3,210,000	3,157,000	2,033,384	2,837,751	" West Indies.....					93,000	65,000	77,000	62,775	114,015
7,290,000	13,211,000	7,511,000	6,070,093	4,672,616	Bulgaria.....					26,734,000	28,023,000	18,293,000	27,153,636	21,414,984
274,000	630,000	1,133,000	988,246	298,829	Canada.....					1,431,000	1,339,000	2,333,000	2,282,791	1,336,985
7,911,000	7,622,000	10,004,000	11,798,053	9,834,767	China.....					2,399,000	6,736,000	7,808,000	4,091,491	2,934,393
13,474,000	13,895,000	13,125,000	13,683,257	15,812,638	Chile.....					991,000	1,516,000	1,873,000	2,870,118	870,837
3,636,000	3,521,000	3,268,000	4,161,561	4,156,788	Cuba and Porto Rico.....					194,000	289,000	328,000	292,223	270,460
18,170,000	20,939,000	21,411,000	24,998,322	26,069,850	Dutch East Indies.....					389,000	625,000	777,000	990,482	928,246
27,908,000	27,539,000	32,225,000	36,046,972	34,515,606	Egypt.....					38,127,000	37,577,000	43,574,000	50,876,100	33,600,472
67,545,000	68,170,000	79,128,000	83,014,477	81,821,277	France.....					62,454,000	71,684,000	76,687,000	73,456,157	65,880,177
766,572,000	804,155,000	905,515,000	979,535,075	994,634,945	Germany.....					1,037,321,000	1,114,299,000	1,132,595,000	1,176,891,575	1,046,922,042
20,057,000	20,756,000	24,743,000	24,124,697	26,273,257	Greece.....					17,924,000	16,600,000	20,817,000	26,047,178	18,162,926
20,108,000	24,081,000	21,223,000	18,148,168	17,774,639	Holland.....					33,522,000	33,558,000	33,845,000	31,275,315	24,524,378
104,617,000	106,732,000	116,128,000	122,579,705	117,834,514	Italy.....					156,813,000	161,481,000	178,433,000	193,302,752	228,351,018
6,156,000	3,317,000	6,191,000	7,095,234	7,451,359	Japan.....					2,559,000	4,471,000	5,494,000	4,453,621	3,083,974
1,253,000	1,063,000	788,000	1,078,728	2,050,233	Mexico.....					1,182,000	2,098,000	2,455,000	2,852,817	1,222,046
4,909,000	4,812,000	7,146,000	5,968,592	4,934,164	Norway.....					1,631,000	1,584,000	1,722,000	2,077,405	2,300,426
5,833,000	5,685,000	7,953,000	9,346,967	14,867,915	(Other parts of the American)					3,973,000	3,956,000	5,606,000	6,596,953	5,163,243
61,262,000	38,819,000	35,345,000	34,451,551	30,999,057	Roumania.....					75,808,000	81,732,000	101,042,000	110,061,631	92,796,925
119,863,000	137,981,000	151,318,000	137,778,356	127,224,312	(Russia (European, Asiatic and)					71,711,000	65,316,000	69,403,000	78,212,920	71,693,081
60,337,000	68,533,000	30,315,000	11,236,897	15,437,813	Serbia.....					32,423,000	30,418,000	29,349,000	24,426,880	26,295,801
3,773,000	7,984,000	8,217,000	10,292,417	9,709,107	Spain.....					5,184,000	3,529,000	5,369,000	4,812,009	5,496,175

9-10 EDWARD VII., A. 1910

AUSTRIA HUNGARY.

⁷ VALUE of the Total Imports for Consumption and Exports of Domestic Produce, &c.—*Concluded.*

IMPORTS.					COUNTRIES.	EXPORTS.				
1904.	1905.	1906.	1907.	1908.		1904.	1905.	1906.	1907.	1908.
Kronen.	Kronen.	Kronen.	Kronen.	Kronen.		Kronen.	Kronen.	Kronen.	Kronen.	Kronen.
5,721,000	6,780,000	6,650,000	7,887,496	7,261,029	Sweden.....	5,897,000	6,501,000	6,533,000	7,309,320	5,931,040
57,644,000	58,154,000	74,377,000	78,151,231	68,022,285	Switzerland.....	79,741,000	89,914,000	83,806,000	94,016,209	92,137,290
1,063,000	972,000	1,071,000	787,922	493,173	Trieste Free District.....	7,223,000	6,916,000	16,806,000	18,579,313	15,910,319
41,451,000	44,172,000	45,565,000	41,973,918	41,239,829	Turkey (European, Asiatic and African).....	91,436,000	94,518,000	113,798,000	109,228,165	83,089,920
182,461,000	203,680,000	213,381,000	238,877,437	221,655,683	United States.....	40,759,000	52,959,000	59,310,000	67,203,819	58,090,350
23,399,000	21,813,000	30,618,000	32,683,636	32,853,502	Other Countries.....	15,788,000	21,620,000	25,065,000	22,535,290	23,885,138
2,017,901,000	2,146,133,000	2,311,205,000	2,501,973,952	2,398,043,432	Totals.....	2,088,669,000	2,243,780,000	2,380,087,000	2,457,285,708	2,255,208,105

AUSTRIA-HUNGARY.

Total Quantities and Values of the Principal Articles Imported for Consumption, &c.—Continued.

ARTICLES.	1904.		1905.		1906.		1907.		1908.	
	Quantity.	Value.	Quantity.	Value.	Quantity.	Value.	Quantity.	Value.	Quantity.	Value.
Cereals—		Kronen.		Kronen.		Kronen.		Kronen.		Kronen.
Caviar..... 100 kilogs.	638	1,533,600	639	1,535,600			763	1,757,500	722	1,877,200
Cheese..... "	37,256	6,324,205	42,453	7,213,939			41,362	7,785,544	44,220	8,555,808
Cocoa butter, powder,										
paste, &c..... "	5,266	1,587,678	5,288	1,596,764			6,769	2,928,230	6,588	2,165,410
Conestibles in tins..... "	1,321	1,849,400	1,359	1,902,600			6,516	1,872,242	6,273	1,316,130
Fish dried, smoked										
and pickled..... "	246,278	12,724,184	246,185	12,264,274			255,768	10,522,066	235,323	7,970,444
Meat, fresh, prepared										
and sausage..... "	35,658	3,674,740	33,919	4,016,205			4,100	1,051,644	4,411	1,010,862
Cottons—										
Raw, waste and carded										
Yarn..... "	1,665,515	225,873,000	1,747,773	196,635,000	1,782,486	221,136,000	2,173,860	301,663,406	1,963,259	243,728,000
Manufactures..... "	12,659	28,326,276	65,744	25,377,462			126,869	47,802,190	92,512	84,735,000
Dyeing and tanning materials							19,697	26,437,805	25,124	23,411,000
Earthenware..... "	13,839	17,220,908	13,448	16,828,728				15,894,163		14,456,888
Electric apparatus..... "								7,079,077		7,881,104
Explosives..... "								16,011,925		20,773,963
Fats and greases—								413,768		608,580
Butter..... 100 kilogs.	2,449	310,920	3,528	310,920			1,769	384,790	2,372	573,000
Lard..... "	68,898	6,269,718	136,362	14,228,942			28,893	3,065,763	8,071	815,920
Oil, fish and seal..... "	57,564	2,302,560	62,435	2,497,400			187,482	8,155,778	169,557	6,867,266
Fallow, animal..... "	22,625	1,176,500	14,600	644,800			45,744	3,247,824	7,437	490,842
" vegetable..... "	234,665	12,340,146	238,204	12,523,297			255,310	19,512,846	319,085	18,978,513
Fatty oils—										
Linseed..... "	39,738	1,688,865	43,711	1,905,633			32,962	2,241,416	50,289	2,690,462
Olive..... "	62,603	4,754,679	45,065	4,438,627			64,321	6,572,845	120,201	11,301,396
Flax, hemp, jute—										
Raw and tow..... "	977,422	48,754,490	988,163	56,913,000	1,135,336	67,672,000	1,152,296	66,654,802	1,177,913	58,798,000
Yarn..... "	43,606	6,492,789	43,267	6,723,322			73,883	12,138,968	60,097	9,195,000
Manufactures..... "								5,755,658		5,250,000

SESSIONAL PAPER No. 10f

[illegible]

² Included with oranges.

AUSTRIA-HUNGARY.

Total Quantities and Values of the Principal Articles Imported for Consumption, &c.—*Concluded.*

ARTICLES.	1904.		1905.		1906.		1907.		1908.	
	Quantity.	Value.	Quantity.	Value.	Quantity.	Value.	Quantity.	Value.	Quantity.	Value.
Leather— <i>Con.</i>		Kronen.		Kronen.		Kronen.		Kronen.		Kronen.
Manufactures—										
Boots and shoes.		1,259,000		1,347,600		1,347,600		2,541,900		3,228,000
Gloves.		1,252,200		1,112,400		1,112,400		1,230,000		1,133,000
Literary and artistic articles—										
Engravings, prints, &c.		5,866,620		5,753,520		5,753,520		1,437,600		1,637,000
Paintings.		2,696,000		2,548,000		2,548,000		3,420,900		3,173,000
Printed matter.		49,679,110		52,551,975		52,551,975		47,029,620		50,081,000
Machinery—										
Agricultural.		7,286,083		15,121,220		15,121,220		11,994,604		10,215,000
Sewing and knitting.		4,053,928		4,515,124		4,515,124		4,553,998		4,902,000
Textile.		11,954,293		13,348,895		13,348,895		25,964,173		31,940,000
Other.		27,899,965		25,987,663		25,987,663		52,612,478		55,819,000
Medicinal wares and non-alcoholic perfumery.										
Metals, base and wares of—		3,249,930		3,406,108		3,406,108		3,341,545		3,352,750
Raw metal:										
Brass.	35,969	3,776,745	30,797	3,233,685			31,913	4,946,515	28,505	2,850,500
Copper.	225,321	34,051,000	226,517	39,556,000			261,809	59,414,874	332,099	49,904,850
Lead.	82,054	2,917,290	77,664	2,751,476	243,360	52,403,000	99,675	4,781,400	144,646	4,028,672
Nickel.	4,024	1,461,270	6,315	2,292,345			11,917	4,468,875	15,205	5,791,875
Zinc.	35,316	10,852,358	38,540	13,277,554			44,334	18,797,616	42,947	14,172,510
Tin.	215,175	11,648,121	224,427	13,770,072			240,919	14,214,221	264,718	12,706,464
Bars, rods and wire.	10,104	2,823,660	10,689	2,989,220			7,134	2,143,400	8,114	1,531,000
Sheets and plates.	8,103	1,457,864	9,319	1,634,277			13,421	2,293,490	18,343	2,598,000
Wares.	8,178	5,469,950	8,443	5,648,550			27,244	13,706,929	32,521	14,921,000
Minerals—										
Asbestos.	21,147	1,099,644	36,086	1,907,672			57,290	3,437,400	94,840	5,690,400
Ores.	3,118,634	10,658,410	3,709,859	11,578,133			6,350,944	21,874,739	6,273,373	18,108,000
Phosphate.							1,234,969	6,957,509	1,347,938	6,994,162
Stone, rough.	1,938,235	2,620,168	2,562,470	2,983,137			1,317,922	5,392,359	1,327,140	5,409,723
Oil cloth and wares of—		1,188,982		1,278,146				1,613,978		1,767,371
Oils, mineral, tar, &c.... 100 kilograms	428,244	4,239,000	439,116	4,594,000	352,636	3,647,000	372,184	4,128,539	213,023	3,438,431

AUSTRIA-HUNGARY.

Total Quantities and Values of the Principal Articles of Domestic Produce Exported during the Years ended December 31, 1904 to 1908, inclusive.

NOTE:—Krone = 20·3 cents, Kilog = 2·204 lbs.

ARTICLES.	1904.		1905.		1906.		1907.		1908.	
	Quantity.	Value.	Quantity.	Value.	Quantity.	Value.	Quantity.	Value.	Quantity.	Value.
Animals—Cattle and draught:		Kronen.		Kronen.		Kronen.		Kronen.		Kronen.
Horned cattle..... No.	230,075	98,616,874	200,317	86,465,377	126,644	65,419,905	91,649	47,305,550	210,035	75,764,070
Horses..... "	72,505	61,476,700	68,391	58,432,930	27,412	22,552,500	50,109	41,912,250
Sheep, goats, &c..... "	54,992	1,291,434	48,212	1,023,060	42,291	2,416,332	74,120	1,871,835	127,581	2,700,845
Animals, other:—										
Fish, gray-fish, land snails, fresh..... 100 kilograms.	37,446	6,077,985	37,288	6,062,720	36,105	5,060,565	37,566	3,278,712
Game, living and dead " "	18,960	2,743,445	23,210	3,713,017
Poultry, living " "	122,907	12,602,570	111,665	11,498,390	89,341	13,962,470	94,062	10,889,940
" dead..... " "	67,065	7,174,840	59,302	6,438,170	56,008	10,457,530	54,714	10,156,437
Animal products:—										
Bladders and gut..... " "	12,346	5,388,520	11,770	5,178,800	12,519	2,598,868	12,039	2,516,438
Eggs..... " "	1,145,182	105,468,000	1,032,951	97,097,000	1,179,552	111,116,000	1,315,575	123,006,263	1,241,499	111,176,235
Feathers, undressed..... " "	52,013	22,846,000	51,934	23,691,600	48,812	21,216,000	54,418	24,452,076	49,765	22,160,137
Hair and bristles..... " "	18,013	7,609,750	16,855	7,682,800	13,966	9,711,176	12,282	10,679,248
Hides and skins, raw..... " "	211,534	48,739,000	257,112	59,827,000	224,192	58,435,000	223,753	50,643,230	300,678	62,227,000
Sponges..... " "	699	1,146,360	644	1,006,960	557	1,137,200	600	1,354,000
Apparel, wearing										
Beverages:—										
Beer..... 100 kilograms.	1,062,201	15,046,710	1,109,306	15,709,450	1,087,872	15,482,955	1,066,737	15,169,311
Mineral water..... " "	300,868	10,530,380	328,501	11,497,535	340,440	10,894,080	319,440	8,364,766
Spirits..... " "	184,622	7,167,004	204,609	6,796,185	137,078	5,750,307	181,517	7,662,555
Wines, non-sparkling " "	219,458	9,379,556	270,847	11,769,795	150,517	7,001,850	137,299	5,938,000
Brush and sieve-makers' wares, brooms, &c.....										
Candles, soap, wax.....										
Carving and turning materials.....										
Chemicals.....										
Colonial produce.....										
Comestibles:										
Meat, fresh, prepared, and sausage..... 100 kilograms.	28,167	4,338,035	43,370	8,327,225	25,579	4,898,678	25,874	5,551,981

SESSIONAL PAPER No. 10f

Cottons :—		96,232	7,887,765	94,754	7,201,573	91,911	7,887,978	89,908	7,203,000
Raw, waste and carded, 100 kilograms		46,231	10,589,367	45,176	11,175,741	50,835	15,921,556	42,993	10,485,000
Yarn,	" "	66,085	29,669,270	88,628	37,361,248	100,052	65,908,853	67,567	39,852,000
Manufactures	" "		15,280,981		12,235,621		11,106,349		9,747,412
Dyeing and tanning materials			24,592,667		26,737,252		25,521,071		23,398,177
Earthware			483,820		396,080		8,710,168		9,121,714
Electric apparatus			10,466,065		10,438,350		12,581,689		10,513,349
Explosives									
Fats and greases :—									
Butter	100 kilograms	50,954	9,273,628	40,570	8,221,653	32,194	6,552,361	41,871	9,330,000
Paraffine	" "	59,916	3,827,769	89,904	5,689,497	147,580	9,180,186	288,077	15,113,919
Tallow, animal	" "	8,032	562,240	17,769	1,243,830	32,125	2,730,625	30,514	2,654,718
Patty oils	" "		386,175		513,101		345,530		244,621
Flax, hemp, jute :—									
Raw and tow	100 kilograms	183,527	12,747,093	171,888	11,362,194	220,559	14,132,049	186,455	11,062,920
Yarn	" "	82,177	16,278,822	85,739	18,182,316	81,581	21,570,805	67,973	15,981,000
Manufactures	" "		26,070,371		27,542,307		31,007,736		23,100,000
Fruits, Southern	" "		3,306,043		3,238,843		4,065,573		4,136,841
Fruits, vegetables, &c :—									
Print	" "		12,269,002		16,481,956		21,805,149		17,026,000
Hops	100 kilograms	45,529	26,983,000	85,172	35,661,000	80,828	23,711,300	79,299	14,664,533
Seeds, clover and grass	" "	141,248	19,774,720	101,151	13,870,435	146,336	20,337,818	120,505	17,908,000
Vegetables	" "		7,917,421		9,873,116		11,573,477		10,442,000
Furriers' wares :—									
Fur skins, not made up, 100 kilograms		963	1,713,500	1,034	1,840,520	1,318	3,830,100	1,608	3,985,480
Manufactures	" "	1,391	3,687,580	1,608	4,261,200	1,598	5,104,400	1,499	4,383,630
Glass and glassware	" "	636,103	56,915,000	723,598	59,713,000	787,723	72,810,451	717,655	61,652,606
Grain and grain products—									
Barley	100 kilograms	2,510,787	44,489,009	1,250,000	75,421,000	2,315,005	55,639,936	2,594,052	52,129,123
Beans	" "	330,378	8,361,812	485,604	11,141,852	682,045	14,922,945	663,571	14,496,705
Buckwheat	" "	501	8,368	2,620	44,540	29,314	67,908	2,618	43,197
Corn (maize)	" "	41,285	586,776	16,658	283,300	30,518	448,615	90,987	1,532,395
Malt	" "	1,886,642	52,909,752	1,863,628	51,685,039	1,959,565	57,905,125	1,753,390	55,759,792
Millet	" "	1,027	15,405	1,083	16,245	1,302	28,536	2,120	31,800
Oats	" "	11,067	182,871	6,544	101,439	28,736	494,239	12,529	200,464
Wheat	" "	31,919	591,000	13,423	252,000	185,886	3,624,777	4,006	98,918
Wheat-flour	" "					585,483	19,615,692	367,242	13,728,356
Gums and resins—									
Gums	" "	10,519	1,327,080	11,131	1,399,330	8,916	1,560,000	8,418	1,650,000
Mineral wax	" "	20,934	3,768,120	16,139	2,905,020	18,132	2,629,140	16,478	2,389,310
Pitch, coal tar, &c	" "	59,533	952,528	111,421	1,782,736	137,971	2,069,565	120,326	1,684,564
Gutta percha	" "		12,184,320		14,313,155		17,523,499		15,103,900
Instruments, clocks and watches—									
Musical instruments	" "		6,448,190		6,674,040		7,604,931		5,615,000
Optical	" "		735,000		829,000		1,116,420		1,347,000
Iron and ironware—									
Pig	100 kilograms	607,420	5,076,548	623,128	5,297,529	603,451	5,578,478	342,188	2,006,000
Bars, blooms, billets, ingots	" "	537,762	8,743,050	489,431	8,366,883	434,582	8,819,899	188,176	3,590,000

* Included with poultry.

9-10 EDWARD VII., A. 1910

AUSTRIA-HUNGARY.
Total Quantities and Values of the Principal Articles of Domestic Produce Exported, &c.—*Continued.*

ARTICLES.	1904.			1905.			1906.			1907.			1908.		
	Quantity.	Value.	Quantitv.	Value.	Quantity.	Value.	Quantity.	Value.	Quantity.	Value.	Quantity.	Value.	Quantity.	Value.	Value.
Iron and ironware— <i>Con.</i>		Kronen.		Kronen.		Kronen.		Kronen.		Kronen.		Kronen.		Kronen.	Kronen.
Sheets and plates, 100 kilograms	130,161	2,100,509	213,745	3,248,953			213,378	4,210,333	86,260	1,629,000			17,285	652,000	1,629,000
Wire	34,079	1,103,746	41,876	1,306,383			48,362	1,497,674	319,037	652,000			319,037	27,831,000	652,000
Iron wires	586,285	14,363,458	624,786	40,080,669				46,431,591		27,831,000					27,831,000
Leather, &c.—															
Unmanufactured	22,117	12,293,020	23,715	13,463,230			23,889	11,603,276	25,111	14,487,000					14,487,000
Manufactures—															
Boots and shoes		20,331,465		20,809,800				21,308,980		19,626,000					19,626,000
Gloves		20,759,300		21,917,900				21,301,200		19,006,000					19,006,000
Literary and artistic articles															
Engravings, prints, &c.		3,476,100		3,109,700				1,028,880		1,197,000					1,197,000
Paintings		7,063,800		8,204,700				7,893,900		6,025,000					6,025,000
Printed matter		15,877,135		16,462,145				18,801,510		17,589,000					17,589,000
Machinery—															
Agricultural		8,265,920		8,311,097				9,084,366		10,103,000					10,103,000
Sewing and knitting		524,877		485,184				629,099		591,000					591,000
Textile		276,879		411,280				1,067,670		831,000					831,000
Other		10,985,236		12,821,088				14,118,004		11,306,000					11,306,000
Medicinal wares and non-alcoholic perfumery		720,362		672,535				997,975		483,751					483,751
Metals, base and wares of								1,010,160							
Raw metal—															
Brass	19,690	2,067,450	22,995	2,414,475			25,865	3,624,100	25,965	2,406,675					2,406,675
Copper	7,467	1,060,314	12,631	1,779,402			6,242	1,312,030	11,256	1,519,560					1,519,560
Tin	51,380	2,463,724	55,157	2,630,559			3,828	1,311,232	2,573	771,960					771,960
Zinc	2,278	622,114	2,910	766,930			16,016	2,303,800	66,042	2,575,638					2,575,638
Bars, rods and wire	34,124	8,378,800	34,476	8,435,320			5,008	1,735,752	6,355	1,979,000					1,979,000
Sheets and plates	18,547	3,962,259	23,948	5,092,822			26,771	6,833,650	21,640	4,992,000					4,992,000
Wares	19,611	12,893,840	20,508	13,831,380			82,351	56,491,699	68,576	45,378,000					45,378,000
Minerals—															
Graphite	174,391	1,551,547	185,327	1,716,717			217,037	2,604,444	165,347	1,984,161					1,984,161
Kaolin	1,279,843	5,597,179	1,371,447	6,061,859			1,533,193	6,516,070	1,198,427	6,308,315					6,308,315
Magnesite	537,806	2,689,030	923,586	4,617,930			1,141,465	10,294,147	872,611	7,849,257					7,849,257
Gres	3,927,298	10,224,656	3,644,632	11,537,690			2,986,085	11,207,492	2,821,685	8,449,000					8,449,000
Stone, rough	3,813,529	4,391,847	4,103,688	4,186,794			3,013,720	6,269,964	2,721,210	5,701,192					5,701,192
Oil-cloth and wares of		1,037,478		972,573				1,374,181		1,100,809					1,100,809
Oils, mineral, tars, &c.		11,840,503		17,005,691				23,192,663		31,492,220					31,492,220

9-10 EDWARD VII., A. 1910

BELGIUM.

VALUE of the Total Imports for Consumption and Exports of Domestic Produce from and to each Principal Country during the Years ended December 31, 1904 to 1908, inclusive.

NOTE:—Franc=19 3 cents.

IMPORTS.					EXPORTS.				
1904.	1905.	1906.	1907.	1908.	1904.	1905.	1906.	1907.	1908.
FRANCES.					FRANCES.				
335,405,817	376,935,732	445,761,559	487,674,251	376,640,000	392,324,308	366,306,762	409,819,291	410,726,281	364,293,000
10,753,014	9,417,539	12,128,705	14,679,887	12,094,000	681,325	407,501	828,345	480,377	690,000
198,912,750	210,021,549	238,290,593	243,133,654	311,007,000	41,508,313	48,150,674	66,170,819	72,468,978	59,609,000
10,340,158	12,138,710	13,538,400	12,364,630	13,310,000	19,632,292	18,588,429	22,214,389	24,700,983	24,340,000
38,189,910	72,718,744	95,932,007	113,791,385	73,574,000	12,086,323	13,174,283	17,300,403	15,531,351	16,511,000
443,755	476,041	401,282	1,208,950	781,000	48,530	80,745	62,986	186,405	119,000
41,839,457	27,937,370	31,727,576	80,696,719	35,162,000	22,895,669	28,469,935	36,205,823	33,729,401	37,304,000
141,668,912	104,083,251	103,958,784	175,253,354	96,068,000	25,800,270	35,059,379	27,717,466	28,835,894	28,513,000
53,477,529	44,665,777	16,285,625	23,324,305	14,070,000	1,498,660	1,507,169	2,400,917	2,225,484	2,883,000
7,486,625	13,040,900	18,257,814	23,652,070	23,678,000	9,865,543	13,700,623	14,817,814	10,756,631	8,403,000
89,450	5,312,735	832,871	1,181,616	1,628,000	5,296,162	5,265,460	6,266,323	4,861,061	5,967,000
33,222,256	48,709,563	50,145,634	48,258,369	68,583,000	9,796,764	9,782,749	27,076,173	37,232,997	30,511,000
8,769,538	16,968,696	12,678,938	17,446,000	17,446,000	25,545,898	42,140,166	55,551,100	40,564,437	22,959,000
781,591	2,008,876	9,788,589	1,704,732	2,757,000	1,297,853	1,269,143	1,588,872	2,954,287	1,276,000
53,100,204	59,495,766	75,313,574	58,703,920	53,343,000	14,048,952	11,456,668	12,801,004	18,467,004	16,265,000
189,616	204,011	401,515	47,472	413,000	6,274,897	14,309,186	10,496,574	8,510,794	3,761,000
2,442,598	3,908,611	3,646,293	3,295,525	1,656,000	11,187,871	10,593,278	12,443,064	10,537,818	10,354,000
4,255,865	2,662,150	3,072,828	2,318,884	2,974,000	24,696,985	37,879,851	46,144,189	32,185,718	29,765,000
465,685,885	517,517,077	604,630,795	652,016,908	516,739,000	346,669,314	371,632,083	548,061,971	530,491,655	464,797,000
3,749,069	3,490,768	4,305,060	4,190,156	3,576,000	3,828,238	4,003,331	1,530,784	850,501	1,477,000
351,025,570	409,683,355	465,153,404	460,172,947	449,861,000	565,472,963	569,859,813	642,066,708	701,266,569	680,318,000
4,797,983	8,113,927	11,286,419	11,286,419	9,373,000	6,518,420	7,078,015	8,744,081	8,678,896	8,391,000
5,157,063	1,547,636	2,174,452	2,556,619	1,430,000	63,798	61,759	79,723	23,811	77,000
240,872,484	215,298,341	259,796,110	299,362,747	280,774,000	268,781,477	260,901,708	273,289,732	303,939,982	281,794,000
257,681	373,400	1,040,724	236,196	400,000	1,784,328	1,685,783	1,825,222	1,307,814	1,391,000
7,933,810	7,339,592	10,082,050	9,098,939	29,192,000	3,789,951	3,498,205	3,617,735	3,722,213	3,822,000
34,133,687	36,897,458	44,423,487	46,136,194	44,458,000	44,242,230	34,392,628	60,832,993	99,088,784	60,637,000
2,191,421	4,451,746	8,080,695	16,137,072	14,152,000	10,993,208	26,257,537	24,716,745	23,023,825	15,176,000
5,020,935	6,587,160	5,356,437	5,567,169	7,861,000	9,021,829	10,350,985	9,477,440	10,318,954	5,006,000
79,614	35,526	103,423	758,817	302,000	2,038,829	2,154,883	3,208,099	2,485,875	2,416,000

COUNTRIES.

United Kingdom.....
 Algeria.....
 Argentine Republic.....
 Austria Hungary.....
 Australasia.....
 Bolivia.....
 Brazil.....
 British East Indies.....
 Bulgaria.....
 Canada.....
 Cape Colony.....
 Chile.....
 China.....
 Colombia.....
 Congo States.....
 Cuba.....
 Denmark.....
 Egypt.....
 France.....
 French Africa, West.....
 Germany.....
 Greece.....
 Hayti.....
 Holland.....
 Hong Kong.....
 Indo-China, British.....
 Italy.....
 Japan.....
 Mexico.....
 Morocco.....

SESSIONAL PAPER No. 10f

19,700	503,816	337,370	3,260,227	4,407,000	Natal.....	2,151,965	2,136,882	2,362,776	2,110,417	2,028,000
19,013,831	19,773,768	29,492,703	29,533,583	30,732,000	Norway.....	10,750,834	15,041,670	11,872,826	12,344,985	14,188,000
6,819	20,405	238,764	498,417	324,000	Persia.....	588,472	445,764	2,140,846	2,524,979	1,481,000
4,439,772	8,916,840	8,251,347	6,982,700	4,277,000	Peru.....	1,255,295	1,255,069	1,792,069	1,692,420	1,631,000
236,416	230,098	537,711	1,209,949	3,727,000	Philippines.....	771,397	897,898	798,191	663,531	617,000
7,409,816	6,124,917	8,041,880	11,848,643	8,982,000	Portugal.....	15,120,915	12,938,732	12,533,246	13,959,549	13,149,000
102,173,683	138,099,738	161,380,236	206,441,831	114,338,000	Romania.....	3,948,530	6,733,332	27,218,108	20,985,345	11,786,000
212,113,424	238,024,814	233,745,470	210,839,917	202,999,600	Russia.....	26,671,190	32,541,405	35,652,363	38,453,663	38,231,000
36,304	53,165	57,770	355,655	258,000	Servia.....	469,423	747,166	300,693	1,039,738	3,208,000
250,000	677,535	1,218,000	911,000	Seychelles.....	275
934,825	2,297,816	4,363,123	1,638,650	8,047,000	Siam.....	1,384,494	2,069,690	889,879	2,277,962	1,476,000
33,382,757	39,642,011	55,820,843	60,790,430	45,972,000	Spain.....	43,255,504	34,400,608	35,189,166	31,129,736	35,345,000
37,288,792	35,642,623	34,109,655	28,194,559	29,362,000	Sweden.....	13,461,645	10,495,241	11,702,218	11,161,621	9,332,000
7,222,638	10,039,848	13,171,465	13,143,536	12,158,000	Switzerland.....	27,418,212	30,713,549	34,263,100	40,657,239	37,011,000
2,064,948	2,681,792	1,846,380	4,967,902	7,342,000	Tunis.....	2,133,248	1,491,644	2,854,859	3,269,429	9,192,000
21,068,402	22,526,721	24,674,731	26,324,273	16,117,000	Turkey.....	20,221,086	25,735,694	33,155,232	31,430,871	23,368,000
222,301,104	242,216,078	299,479,078	318,301,226	341,163,000	United States.....	86,324,249	92,294,826	108,362,552	80,308,374	72,992,000
15,112,093	20,295,633	20,788,518	23,363,836	22,819,000	Uruguay.....	1,765,886	3,235,573	4,322,608	4,024,427	3,413,000
8,764,807	5,815,781	13,351,305	13,506,736	9,883,000	Other Countries.....	98,618,157	111,486,458	114,752,620	169,776,163	47,326,000
2,782,219,772	3,068,336,762	3,454,017,157	3,773,622,825	3,327,433,000	Totals.....	2,183,260,722	2,333,676,477	2,793,840,167	2,848,124,797	2,506,444,000

BELGIUM.

Total Quantities and Values of the Principal Articles Imported for Consumption during the Years ended December 31,
1904 to 1908, inclusive.

NOTE:—Frauc=19·3 cents. Kilog=2·204 lbs. Hectolitre=21·99 galls. Cub. metre=35·31 cub. ft.

ARTICLES	1904.		1905.		1906.		1907.		1908.	
	Quantity.	Value.	Quantity.	Value.	Quantity.	Value.	Quantity.	Value.	Quantity.	Value.
Alimentary preserves (except cheese).....		Francs.		Francs.		Francs.		Francs.		Francs.
Animals—										
Horned cattle..... No.	64,936	24,541,554	54,916	20,835,021	63,201	23,919,494	74,007	28,654,037	75,731	28,768,534
Horses..... "	37,505	12,295,000	41,752	13,786,000	53,257	21,656,000	52,405	20,344,917	44,401	17,008,016
Sheep and lambs..... "	154,583	5,190,971	167,878	5,813,305	156,473	5,613,000	118,852	5,941,400	175,519	7,006,526
Other.....		1,863,406		1,962,461		2,153,077		2,447,551		2,773,138
Animal products, raw—										
Grease..... Kilogs	36,833,173	30,820,575	40,774,327	33,758,452	43,378,264	38,435,950	45,901,424	42,879,085	41,209,236	41,835,940
Ivory..... "	315,041	7,876,025	398,582	9,257,460	325,372	11,388,020	357,529	12,871,044	382,587	12,147,137
Other.....		13,840,780		16,541,628		15,909,427		15,733,898		16,056,387
Apparel, wearing.										
Arms.....		15,610,738		17,199,192		18,205,879		19,921,877		19,275,333
Arms..... Hectols	173,263	1,864,707		2,560,324		2,602,308		3,496,557		3,166,257
Beer..... Kilogs	4,412,418	6,239,709	207,011	7,453,074	204,379	7,359,586	229,454	7,938,263	228,416	8,224,428
Butter, fresh or salted..... Kilogs	9,593,708	12,796,000	4,560,863	12,770,000	5,047,813	14,689,000	5,683,259	16,310,954	4,988,734	14,407,329
Cheese..... "		14,582,436		15,493,624		16,519,860		17,615,564		18,487,080
Chemical products—										
Salts of soda..... "	229,133,017	41,564,175	279,433,680	55,567,880	259,324,929	51,553,186	264,126,921	52,818,394	319,164,495	70,265,665
Other.....		58,061,549		30,974,854		33,711,644		37,998,466		38,039,052
Coal and coal briquettes(1000 kilogs	3,746,840	58,087,000	4,302,956	64,740,000	5,306,091	96,152,000	5,437,694	99,617,348	5,589,209	99,818,179
Cocoa..... Kilogs	6,698,193	11,078,842	6,473,443	10,839,621	7,428,515	14,665,624	7,397,386	21,482,865	8,074,635	13,662,658
Coffee..... "	70,028,811	71,910,000	43,373,894	48,627,000	53,996,088	56,241,000	113,526,043	109,445,598	61,079,892	65,204,455
Coke..... 1000 kilogs	338,127	6,880,884	356,136	7,478,836	352,316	8,455,584	362,698	9,067,450	287,037	7,003,703
Cordage..... Kilogs	772,649	927,179	901,632	1,081,939	901,540	1,085,448	987,311	1,184,773	995,716	1,029,288
Cotton—										
Raw..... "	40,377,406	52,491,000	47,754,472	57,305,000	51,049,294	67,562,000	62,247,207	84,083,729	49,040,356	51,492,374
Yarn..... "	1,312,196	4,008,000	4,546,212	12,526,000	2,888,979	8,413,000	2,727,737	8,482,593	2,654,307	7,705,409
Manufactures.....		30,365,000		34,239,000		35,676,000		38,671,346		33,662,950
Drugs and druggists' sundries.....		43,801,039		45,155,826		48,591,621		49,654,483		48,849,919
Dyes and dye stuffs..... Kilogs	101,817,850	41,235,000	100,275,245	55,233,000	104,843,331	61,465,000	105,077,316	70,045,146	91,541,087	70,636,744

SESSIONAL PAPER No. 10f

Earthenware.....		9,955,947	9,955,400	10,651,500	12,148,388	11,345,386
Eggs (poultry).....	No.	18,297,836	20,113,472	224,850,600	16,661,437	14,337,252
Fish.....	Kilogs	25,508,000	24,236,000	25,683,000	28,719,192	32,400,211
Flax, hemp, jute—						
Flax, raw.....	"	150,560,000	142,577,000	146,659,624	145,411,146	62,020,266
Hemp.....	"	17,246,000	15,649,000	18,555,618	21,833,856	13,165,400
Jute.....	"	9,144,005	8,022,460	21,003,886	24,033,642	29,778,575
Flax hemp and jute yarn.....	"	32,526,000	36,697,069	37,794,000	54,054,722	39,678,969
".....	ntrs.	1,706,058	1,777,609	1,861,659	1,873,484	1,739,044
Fruits.....		12,782,274	13,692,319	18,534,602	17,431,869	18,187,176
Furniture.....		5,561,677	6,278,133	6,717,640	7,432,691	7,212,511
Glass and glassware.....		3,571,954	3,826,044	4,489,729	4,716,105	4,712,828
Grain—						
Barley.....	Kilogs	54,889,858	400,783,640	386,299,273	57,945,000	319,730,924
Buckwheat.....	"	8,591,383	1,344,000	6,558,420	1,131,000	7,386,569
Corn.....	"	494,512,191	613,771,917	510,376,723	61,317,000	95,598,388
Oats.....	"	28,649,253	30,413,672	88,900,005	13,558,000	23,748,508
Peas and beans.....	"	48,756,909	47,499,286	9,068,351	4,627,432	45,245,114
Rice.....	"	74,618,253	76,597,213	87,270,485	10,568,615	9,104,126
Rye.....	"	70,026,533	9,716,000	80,450,827	17,725,000	17,519,769
Wheat.....	1000 kilogs	1,741,232	313,183,000	1,848,702	11,263,000	38,856,187
Grain products—						
Bran.....	Kilogs	8,224,000	60,618,779	82,863,257	11,601,000	61,333,507
Malt.....	"	4,103,000	15,933,550	17,415,597	4,437,000	5,265,169
Wheat flour.....	"	823,000	3,690,959	4,943,174	1,063,000	2,821,332
Gutta percha.....		65,255,752	8,502,334	9,440,661	91,406,610	8,297,338
Manufactured.....		2,652,507	3,278,321	3,851,760	70,527,373	8,066,453
Hides and skins—						
Raw.....	Kilogs	55,582,867	61,648,408	64,499,677	119,324,000	93,793,380
Dressed.....	"	8,411,501	9,265,362	13,167,147	17,403,849	19,382,192
Manufactures of.....		1,617,066	1,750,365	1,920,717	11,909,568	10,496,228
Honey.....	Kilogs	1,789,508	2,235,016	2,457,043	1,522,212	1,882,557
Instruments and apparatus, scientific.....		50,979,000	60,970,000	2,512,835	2,298,176	2,468,176
Machines, implements and tools.....		17,877,000	21,438,000	27,030,000	94,371,142	72,059,864
Manures.....	Kilogs	157,401,619	177,434,656	211,653,792	186,133,427	21,585,701
Meats.....	"	15,103,870	16,381,301	29,682,664	22,381,384	17,771,260
Metals—						
Aluminum.....		1,494,884	4,168,220	7,232,159	5,830,897	1,253,139
Copper.....	Kilogs	27,707,128	29,707,338	36,063,783	37,137,585	35,355,062
Iron and steel—						
Cast iron, crude.....	Kilogs	20,628,610	30,313,710	48,604,191	15,131,792	16,062,423
" wrought.....	"	710,714	1,079,603	761,926	794,421	845,501
Iron bar-named, rolled and steel in bars or sheets.....	"	343,810,170	502,714,939	609,947,481	41,373,680	27,032,542
Steel blooms, slabs, billets.....	"	24,505,600	47,054,183	3,762,599	5,117,118	8,403,743
lets.....	"	165,616,397	151,074,277	106,275,423	96,097,519	10,673,642

9-10 EDWARD VII., A. 1910

BELGIUM.

TOTAL Quantities and Values of the Principal Articles Imported for Consumption, &c.—*Concluded.*

ARTICLES.	1904.			1905.			1906.			1907.			1908.		
	Quantity.	Value.		Quantity.	Value.		Quantity.	Value.		Quantity.	Value.		Quantity.	Value.	
<i>Metals—Con.</i>			Francs.			Francs.			Francs.			Francs.			Francs.
Iron and steel— <i>Con.</i>															
Timed plates..... Kilogs.	7,891,912	3,362,755		7,426,169	3,158,015		9,605,695	4,277,495		8,140,200	3,587,207		8,534,954	3,247,824	
Wire and rods..... "	39,009,030	6,283,113		18,903,213	7,885,015		10,333,756	6,768,610		12,480,377	8,174,647		10,730,158	5,686,954	
Other iron and steel..... Kilogs.	65,466,880	12,790,580		64,287,109	12,065,513		50,304,668	16,049,812		47,421,787	8,369,945		69,793,822	10,957,630	
Lead..... Kilogs.	120,465	544,862		265,872	1,200,022		453,471	2,091,733		539,100	2,179,853		347,781	1,668,330	
Nickel..... Kilogs.	3,422,882	10,952,826		3,403,971	12,182,604		3,214,712	96,036,180		2,671,733	32,238,874		1,369,812	22,599,447	
Silver..... Kilogs.	17,489,491	9,686,853		15,747,542	9,880,518		15,598,502	10,518,222		14,456,682	105,948,364		86,792,142	1,369,812	
Zinc..... Kilogs.															
Minerals, raw—															
Cement..... Kilogs.	37,502,783	902,227		34,609,803	830,635		29,003,233	812,090		37,460,653	1,048,898		8,922,434	229,752	
Diamonds, rough..... Kilogs.		80,297,000			93,371,000			93,418,000			92,628,038			23,317,227	
Iron ore..... Kilogs.	3,353,430	39,234,870		3,352,832	31,291,196		3,549,301	32,201,978		3,620,375	30,460,863		3,342,404	23,200,958	
Sulphur..... Kilogs.	24,788,268	3,718,241		19,617,301	2,942,609		18,626,748	2,794,012		17,957,307	2,693,506		20,473,011	3,070,952	
Other..... Kilogs.		94,589,179			105,473,791			126,818,960			161,397,229			159,800,287	
Musical instruments..... Kilogs.	201,940,348	1,956,677		203,307,671	2,085,651			2,335,235			2,535,780			2,204,468	
Oil cake..... Kilogs.	194,697,955	38,368,665		194,726,985	40,651,534		231,429,092	46,285,818		192,296,819	38,459,364		250,807,023	50,173,405	
Oils—Petroleum..... Kilogs.		37,323,222			35,528,711		196,457,653	27,182,777		217,837,944	45,118,459		216,112,903	45,792,376	
Vegetable..... Kilogs.		21,347,883			22,116,033			27,182,777			30,710,828			28,674,038	
Paper..... Kilogs.		8,179,372			9,364,829			11,350,592			11,820,592			10,372,636	
Potatoes..... Kilogs.	78,555,574	5,498,890		167,291,157	13,650,958		175,513,506	14,620,255		94,966,989	17,839,942		109,192,978	14,562,351	
Printed matter..... Kilogs.		13,300,827			13,964,462			14,010,116			14,004,415			14,532,535	
Rags..... Kilogs.	47,585,320	16,654,862		49,416,244	17,295,685		49,276,938	17,246,338		47,918,719	16,771,552		40,536,046	14,194,616	
Resins and bitumens..... Kilogs.	314,453,769	76,254,005		324,298,174	81,074,543		332,296,931	88,074,233		347,506,617	104,251,985		394,630,156	118,389,156	
Salt..... Kilogs.	165,130,405	6,046,206		170,891,481	6,318,255		173,962,946	4,393,174		185,272,382	4,684,006		204,566,251	5,113,380	
Seeds, oleaginous..... Kilogs.	372,059,972	87,805,000		340,139,359	88,555,000		324,491,825	93,470,000		449,432,687	140,816,030		360,603,564	120,433,568	
Silk—Raw..... Kilogs.	118,599	949,000		193,669	1,549,000		168,325	1,246,000		465,267	3,830,036		430,564	2,970,733	
Twist and yarn..... Kilogs.	111,455	5,907,115		119,532	5,376,600		110,765	5,538,250		92,762	5,009,141		85,643	4,282,150	
Manufactures..... Kilogs.		9,834,000			11,026,000			11,889,000			13,332,618			11,743,046	
Small wares..... Kilogs.		18,306,102			20,956,103			21,912,569			24,097,240			22,082,574	
Spirits..... Kilogs.		1,514,345			2,230,942			1,983,785			2,178,145			2,390,375	
Stone..... Kilogs.		18,507,071			20,783,933			20,698,025			18,864,472			20,624,349	

SESSIONAL PAPER No. 10f

Sugar	Kilograms	11,258,191	3,153,839	4,671,492	1,481,385	6,624,032	1,643,035	6,587,436	1,752,259	7,075,382	2,028,785
Tobacco—	"	853,738	2,219,713	673,712	1,751,651	778,203	2,046,017	765,650	2,177,927	864,229	2,529,073
Unmanufactured.....	"	10,910,635	19,836,040	10,043,276	20,288,341	9,591,764	24,152,724	9,143,723	26,680,852	9,492,347	27,734,702
Manufactured.....	"	136,165	1,773,018	135,695	2,423,378	142,540	2,538,552	148,792	3,011,254	156,108	3,150,898
Vehicles.....	"	3,862,018	5,204,048	6,693,803	7,793,963	6,693,971
Watches and watch fittings.....	"	2,977,661	3,200,937	3,636,557	3,744,014	3,198,606
Wines.....	Hectolitres	305,539	25,787,000	339,457	30,067,000	371,370	30,702,000	345,992	31,430,332	340,074	28,395,257
Wood—Unmanufactured.....	"	150,848,368	150,848,368	141,412,651	151,802,493	157,065,657	160,839,053
Pulp of wood	Kilograms	80,416,576	15,480,191	79,165,526	15,990,353	103,840,501	22,034,955	110,293,841	23,404,353	120,396,200	24,271,874
Mfd., other	"	1,727,167	1,727,167	2,041,483	2,156,232	2,307,419	2,331,643
Wool—Raw	Kilograms	52,828,681	153,203,000	63,859,723	191,579,000	61,178,538	200,666,000	67,246,603	220,568,858	39,474,369	103,554,350
Yarn	"	792,800	4,728,132	788,164	4,781,181	716,389	4,719,452	1,037,735	6,946,511	1,032,675	5,856,463
Manufactures	"	19,624,000	19,951,000	19,424,000	20,499,702	20,752,189
Total value of principal and other articles imported.....		2,782,220,000	3,068,337,000	3,454,017,000	3,773,622,825	3,327,432,638
Less gold and silver coin and bullion.....		26,849,791	34,127,459	117,102,701	108,084,281	90,016,261
Total imports, merchandise.....		2,755,370,209	3,034,209,541	3,336,914,299	3,665,538,544	3,237,416,374

9-10 EDWARD VII., A. 1910

BELGIUM.

Total Quantities and Values of the Principal Articles of Domestic Produce Exported during the Years ended December 31, 1901 to 1908, inclusive.

NOTE:—Franc=19 3 cents. Kilog=2.204 lbs.

ARTICLES.	1904.		1905.		1906.		1907.		1908.	
	Quantity.	Value.	Quantity.	Value.	Quantity.	Value.	Quantity.	Value.	Quantity.	Value.
		Francs.		Francs.		Francs.		Francs.		Francs.
Alimentary preserves.		6,248,785		6,152,044		7,998,379		7,258,110		7,524,968
Animals—										
Horses.	27,658	29,756,000	29,631	33,748,000	28,666	35,466,060	26,555	32,434,055	26,012	29,741,155
Other.		1,971,427		2,068,587		2,167,669		2,208,230		2,480,735
Animal products, raw—										
Grease.	35,318,673	26,364,310	37,552,859	27,815,813	38,393,309	31,280,624	40,560,065	35,621,612	40,005,286	37,499,967
Ivory.	315,758	7,894,350	287,404	8,622,120	304,661	10,663,135	331,617	11,938,212	244,329	7,557,446
Other.		15,633,217		17,366,708		19,160,370		18,817,304		17,324,065
Apparel, wearing.		10,501,971		11,107,326		12,058,601		13,873,828		13,553,358
Arms.		20,557,024		22,393,834		23,122,942		25,081,400		26,103,886
Butter, fresh and salted.	1,968,597	5,709,000	1,723,921	4,827,000	1,680,212	4,889,000	1,703,343	4,888,594	1,733,433	5,026,456
Candles.	3,438,383	3,541,000	3,336,370	3,397,000	3,390,614	3,130,000	3,156,777	3,188,357	3,228,431	3,228,431
Chemical products—										
Salt of soda.	70,733,788	11,154,000	90,753,379	17,106,000	88,873,883	18,473,000	81,993,974	16,208,334	113,662,717	23,375,374
Other.		27,110,157		29,887,637		34,370,830		36,736,425		34,285,135
Chicory, raw.	42,664,927	7,253,038	49,813,972	7,472,396	37,374,587	5,252,442	44,491,940	6,674,241	35,175,229	5,276,284
Coal.	5,606,401	88,965,000	5,184,310	79,061,000	5,432,093	95,599,000	5,157,571	95,188,565	5,244,168	90,409,982
Cocoa.	2,955,065	4,536,651	2,412,801	3,722,187	2,309,304	4,353,538	2,891,834	8,142,328	2,547,096	4,120,021
Coffee.	12,758,225	13,109,312	12,378,179	13,274,555	13,026,424	15,644,621	13,646,161	13,969,681	17,445,798	17,689,128
Coke.	879,883	17,906,000	977,095	20,519,000	865,475	20,555,000	863,140	21,586,000	917,253	22,380,373
Corlage.	7,116,355	8,539,621	6,573,291	7,887,949	7,418,835	8,902,602	6,689,413	8,027,296	5,482,267	6,030,494
Cotton—										
Yarn.	4,024,138	8,811,157	2,746,535	5,619,775	3,116,331	6,632,703	4,075,485	9,394,965	4,010,697	8,395,840
Manufactures.		44,425,365		49,418,769		55,589,735		59,420,280		54,908,779
Drugs and druggists' sundries.		25,565,611		31,549,705		35,721,462		34,377,967		33,864,308
Dyes and dye stuffs.	82,147,861	36,094,551	88,231,497	53,451,036	81,992,883	52,787,559	89,672,018	45,281,570		36,860,895
Earthenware.		15,581,402		13,026,831		13,885,096		12,800,313		11,286,680
Eggs (poultry).	133,925,846	11,075,697	144,916,356	12,317,890	128,778,586	10,946,180	129,296,878	10,990,235	123,667,247	10,436,716
Fish.	13,401,003	3,871,476	13,496,678	3,908,736	14,699,650	5,038,523	15,463,302	4,875,195	17,644,731	5,794,613
Flax, hemp, jute.										
Flax, raw.	37,288,226	83,899,000	47,503,408	85,596,000	56,563,105	101,314,000	59,280,051	106,704,692	54,762,544	82,143,816

9-10 EDWARD VII., A. 1910

BELGIUM.

Total Quantities and Values of the Principal Articles of Domestic Produce Exported, &c. *Concluded.*

ARTICLES.	1904.		1905.		1906.		1907.		1908.	
	Quantity.	Value.	Quantity.	Value.	Quantity.	Value.	Quantity.	Value.	Quantity.	Value.
<i>Metals—Con.</i>		Francs.		Francs.		Francs.		Francs.		Francs.
Tin	817,079	2,613,208	320,517	1,160,678	374,776	1,783,198	394,708	1,677,657	324,223	1,155,710
Zinc	116,901,952	65,020,734	126,017,174	79,238,913	133,344,942	90,135,130	139,235,252	84,760,420	140,231,157	74,126,136
<i>Minerals, raw—</i>										
Cement	588,294,707	14,119,073	679,426,081	16,306,226	813,329,219	22,773,218	727,122,330	20,359,425	573,757,262	14,774,249
Diamonds, rough		85,142,165		99,652,020		99,966,970		94,824,590		23,862,285
Iron ore	441,059	3,969,531	442,511	4,093,227	436,405,000	4,168,241	524,316,000	4,409,498	446,233,000	3,687,352
Sulphur	9,020,340	1,353,051	5,925,058	888,759	5,841,423	876,213	8,428,195	1,264,229	6,790,983	1,018,647
Other		33,542,609		45,017,708		52,276,198		64,763,974		62,311,607
<i>Oils—</i>										
Petroleum	30,209,498	5,815,328	36,491,140	6,659,633	31,907,673	6,103,938	39,015,091	8,185,366	43,095,977	9,132,000
Vegetable	31,887,335	17,851,000	33,572,179	18,934,000	36,247,033	23,376,000	34,416,537	26,909,458	34,921,080	24,939,351
Paper		20,561,344		25,577,448		29,606,024		34,299,485		32,335,024
Potatoes	201,026,185	14,071,833	123,741,713	10,097,324	106,138,701	8,841,354	126,038,822	9,708,009	94,789,774	7,412,560
Printed matter		6,782,420		7,443,437		7,400,822		7,372,505		7,807,017
Rags	53,094,346	18,583,021	54,985,513	19,244,930	54,619,852	19,116,948	54,729,074	19,155,176	48,908,430	17,117,951
Resins and bitumens	97,461,927	24,365,482	115,212,313	28,803,078	123,275,424	30,818,856	123,773,576	37,132,073	131,605,724	39,481,717
<i>Silk—</i>										
Raw	125,482	1,003,856	119,894	959,152	206,616	3,099,240	283,469	5,102,442	261,506	5,061,084
Twist and yarn	305,423	6,413,883	280,271	5,885,691	288,805	5,488,435	513,206	9,494,311	722,089	15,163,869
<i>Manufactures</i>										
Small wares and hardware		1,670,010		1,223,957		690,459		447,843		426,235
Spirits		18,042,213		20,009,771		21,016,926		25,755,665		17,443,223
Stone		4,332,040		2,797,323		2,289,739		2,708,893		2,255,775
Sugar—		39,785,032		38,273,656		42,332,989		45,569,592		45,623,741
Raw	130,031,038	32,503,070	94,262,973	26,395,000	124,978,850	26,246,000	101,369,807	23,315,056	89,789,583	20,203,413
Refined	54,921,836	17,015,000	43,716,999	16,217,000	85,025,932	25,356,000	71,488,843	22,276,042	52,566,422	17,986,822
Tobacco		1,525,056		1,494,232		1,649,105		2,162,146		2,325,852
Vehicles		7,214,538		9,456,687		12,970,524		13,551,610		13,688,521
Wines		147,061		156,101		174,317		174,984		139,299
Wood—										
Unmanufactured		2,711,292		2,790,221		2,759,620		3,061,005		3,031,082

SESSIONAL PAPER No. 10f

Pulp of wood..... Kilogs.....	31,007,241	8,682,027	24,880,917	7,317,614	30,930,007	9,554,267	33,086,548	10,213,817	24,704,362	7,245,789
M.F.d., other.....		10,170,747		10,949,467		19,830,392		18,315,848		14,737,008
Wool.....										
Raw..... Kilogs.....	19,087,839	95,432,000	18,151,224	95,310,000	18,188,254	100,945,000	18,496,793	102,657,201	18,354,639	82,595,965
Yarn..... ".....	9,126,551	42,973,000	10,286,224	50,380,000	9,457,861	50,371,000	10,664,310	56,679,968	8,232,235	36,008,673
Manufactures.....		11,610,000		11,541,000		13,659,000		15,238,371		13,698,243
Total value of principal and other articles exported.....		2,183,260,722		2,323,676,477		2,793,840,167		2,818,124,797		2,506,443,668
Less gold and silver coin and bullion.....		16,212,859		20,518,693		112,495,966		22,229,117		28,174,579
Total exports, merchandise.....		2,167,047,863		2,313,158,384		2,681,344,201		2,825,895,680		2,478,269,089

BRAZIL.

VALUE of the Total Imports and Exports from and to each Principal Country during the Years ended December 31, 1903 to 1907, inclusive. (*Including Coin and Bullion.*)

NOTE: Milreis=54.6 cents.

IMPORTS.						EXPORTS.					
1903.	1904.	1905.	1906.	1907.	COUNTRIES.	1903.	1904.	1905.	1906.	1907.	
Milreis.	Milreis.	Milreis.	Milreis.	Milreis.		Milreis.	Milreis.	Milreis.	Milreis.	Milreis.	
60,969,000	63,914,000	70,500,000	82,620,000	108,045,423	United Kingdom.....	63,362,000	56,661,000	72,367,000	75,955,000	76,959,600	
1,415,000	1,178,000	1,888,000	1,516,000	2,210,534	British Possessions:.....						
5,692,000	5,123,000	4,793,000	3,795,000	1,942,208	Canada.....	1,036,000	1,511,000	2,038,000	2,368,000	6,559	
2,843,000	2,802,000	3,870,000	3,716,000	3,313,267	Cape Colony.....					1,229,256	
176,000	186,000	197,000	215,000	340,796	India.....						
19,260,000	23,702,000	31,210,000	31,190,000	32,272,965	Newfoundland.....						
3,920,000	4,488,000	4,615,000	4,556,000	6,028,912	Other.....	415,000					
6,290,000	7,465,000	9,660,000	11,432,000	14,306,604	Argentina Republic.....						
248,000	319,000	371,000	393,360	373,360	Austria-Hungary.....						
241,000	233,000	284,000	239,000	328,130	Belgium.....						
590,000	505,000	600,000	580,000	665,320	Chile.....						
18,455,000	20,594,000	23,883,000	27,176,000	31,109,806	China.....						
26,306,000	29,204,000	35,354,000	43,317,000	55,274,201	Denmark.....						
1,376,000	978,000	1,159,000	1,429,000	2,042,849	France.....						
8,011,000	8,376,000	8,836,000	9,732,000	12,753,969	France.....						
2,429,000	2,436,000	3,373,000	3,831,000	3,920,319	French Possessions.....						
15,537,000	16,873,000	19,411,000	19,331,000	29,357,150	Germany.....						
252,000	317,000	248,000	354,000	296,618	Egypt.....						
1,888,000	1,888,000	1,907,000	2,379,000	3,210,254	Holland.....						
1,768,000	1,816,000	2,061,000	2,660,000	3,431,174	Italy.....						
24,284,000	25,642,000	27,101,000	33,823,000	45,379,678	Norway and Sweden.....						
11,638,000	11,293,000	13,079,000	9,906,000	10,017,304	Portugal.....						
939,000	946,000	950,000	904,000	844,412	Russia.....						
					Spain.....						
					Switzerland.....						
					United States.....						
					Uruguay.....						
					Other Countries.....						
215,181,000	239,359,000	265,156,000	295,147,000	360,245,363	Totals.....	327,850,000	330,490,000	396,828,000	471,640,000	481,872,426	

BRAZIL.

Total Quantities and Values of the Principal Articles of Merchandise Imported, &c.—*Concluded*.

ARTICLES.	1903.		1904.		1905.		1906.		1907.	
	Quantity.	Value.	Quantity.	Value.	Quantity.	Value.	Quantity.	Value.	Quantity.	Value.
Iron and steel— <i>Cont.</i>		Milreis.		Milreis.		Milreis.		Milreis.		Milreis.
Axles, wheels, &c., for railway carriages.	4,377,000	932,000	3,431,000	623,000	8,458,000	1,422,000	8,112,000	1,109,000	7,713,145	1,848,658
Tin plate	7,588,000	1,163,000	7,899,000	1,268,000	8,888,000	1,438,000	8,423,000	2,612,000	11,065,431	2,195,052
Pipes, tubes, &c.	7,827,000	856,000	10,171,000	1,102,000	9,611,000	1,127,000	96,776,000	2,612,000	63,252,829	6,595,877
Wire	15,679,000	1,553,000	17,073,000	1,722,000	19,686,000	1,969,000	19,092,000	2,087,000	28,442,867	3,444,580
Cutlery		914,000		1,151,000		1,234,000		1,306,000		1,914,663
Kerosene and other mineral oils	60,684,000	4,956,000	61,385,000	5,362,000	70,016,000	5,536,000	70,827,000	5,981,000	76,889,212	6,614,333
Lard	3,230,000	1,587,000	1,312,000	587,000	720,000	332,000	2,567,000	1,339,000	4,586,221	2,597,692
Linen, hempen and jute wares.		2,071,000		2,154,000		2,484,000		2,971,000		3,553,850
Machinery, apparatus, tools, &c.		10,964,000		12,439,000		16,280,000		20,149,000		30,934,328
Malt	5,332,000	816,000	5,190,000	800,000	5,476,000	884,000	5,343,000	852,000	7,252,387	1,213,318
Milk, condensed							2,321,520		1,037,000	1,310,098
Musical instruments								1,178,000	2,876,601	1,417,982
Olive oil	2,173,000	1,179,000	2,193,000	1,206,000	2,729,000	1,649,000	2,399,000	1,554,000	3,399,245	2,450,498
Paper of all sorts		3,711,000	18,430,000	3,773,000	23,806,000	4,663,000	21,702,000	4,207,000	26,748,904	5,268,894
Perfumery							329,200	1,711,000	370,956	1,940,327
Potatoes	22,132,000	1,587,000	21,904,000	1,648,000	21,292,000	1,583,000	22,521,000	1,705,000	18,354,342	1,522,912
Rice	73,589,000	6,470,000	60,801,000	5,595,000	58,701,000	5,212,000	40,289,000	4,086,000	11,581,473	1,470,426
Silk manufactures								2,957,000		2,480,776
Wearing apparel		2,131,000		2,437,000		2,772,000		2,761,000		3,008,173
Wines	53,639,000	13,081,000	50,648,000	14,190,000	60,282,000	15,325,000	57,374,000	14,966,000	64,573,802	16,944,709
Wool—Unmanufactured.							3,225,826	3,692,000	7,498,538	4,636,202
Wool, raw							1,620,890	1,423,000	2,668,284	2,115,702
Woolen mfrs.—							750,378	1,544,000	1,023,490	2,445,186
Piece goods.		3,793,000		3,811,000		4,273,000		4,323,000		5,335,656
Other sorts		617,000		658,000		809,000		806,000		1,050,530
All other articles		62,355,000		69,192,000		83,569,000		76,118,000		92,296,376
Total imports.		215,181,000		230,359,000		265,156,000		235,147,000		390,245,363

SESSIONAL PAPER No. 10f

BRAZIL.

Total Quantities and Values of the Principal Articles of Merchandise Exported during the Years ended December 31, 1903 to 1907, inclusive.

NOTE:—Milreis = 54.6 cents. Kilog = 2.204 lbs. Hectol = 21.99 galls.

ARTICLES.	1903.			1904.			1905.			1906.			1907.		
	Quantity.	Value.	Quantity.	Value.	Quantity.	Value.	Quantity.	Value.	Quantity.	Value.	Quantity.	Value.	Quantity.	Value.	Quantity.
Bananas.....	800,528	223,000	1,284,292	306,000	1,434,611	173,000	1,852,012	600,000	1,878,904	1,852,012	1,878,904	600,000	1,878,904	565,229	1,354,082
Bran.....	17,110	669,000	21,152	797,000	26,432	1,490,000	24,828	1,129,000	31,631	24,828	31,631	1,129,000	31,631	1,354,082	2,292,338
Brazil nuts.....	157,405	1,689,000	92,580	954,000	198,226	2,061,000	96,770	1,190,000	180,343	96,770	180,343	1,190,000	180,343	2,292,338	3,770,898
Cannula wax.....	1,926,000	1,172,000	1,996,000	1,815,000	1,897,000	1,847,000	2,559,000	3,733,000	2,778,801	2,559,000	2,778,801	3,733,000	2,778,801	3,770,898	11,731
Castor beans.....	4,014,000	276,000	3,203,000	222,000	2,648,000	214,000	3,126,000	333,000	1,221,308	3,126,000	1,221,308	333,000	1,221,308	11,731	17,891,319
Cocoa.....	20,900,000	8,998,000	23,160,000	9,738,000	21,090,000	9,210,000	25,135,000	12,321,000	24,337,249	25,135,000	24,337,249	12,321,000	24,337,249	17,891,319	253,858,343
Coffee, raw.....	12,927,239	169,567,000	10,024,536	177,401,000	10,820,661	190,405,000	13,965,800	243,475,000	15,680,172	13,965,800	15,680,172	243,475,000	15,680,172	253,858,343	15,117,811
Cotton, raw.....	28,236,000	11,766,000	13,203,000	7,347,000	24,082,000	10,291,000	31,608,000	14,726,000	28,036,281	31,608,000	28,036,281	14,726,000	28,036,281	15,117,811	1,225,345
Cotton seed.....	35,535	1,037,000	26,601	791,000	37,494	964,000	30,904	1,085,000	30,359	30,904	30,359	1,085,000	30,359	1,225,345	203,383
Diamonds.....	4,322	457,000	3,871	236,000	3,879	3,734,000	4,548	4,379,000	3,780	4,548	3,780	4,379,000	3,780	203,383	3,630,982
Gold in bars.....	533,000	397,000	549,000	380,000	146,000	308,000	533,000	401,000	453,453	533,000	453,453	401,000	453,453	3,630,982	14,310,351
Hair (animal) and bristles.....	36,130,000	6,015,000	44,102,000	8,631,000	41,129,000	11,088,000	57,736,000	16,563,000	52,052,747	57,736,000	52,052,747	16,563,000	52,052,747	14,310,351	3,001,170
Herb mate (Paraguay tea).....	7,439	4,314,000	10,816	6,717,000	7,860	5,330,000	9,828	7,676,000	6,951	9,828	6,951	7,676,000	6,951	3,001,170	10,304,316
Hides—Dry.....	20,868	7,162,000	21,775	7,882,000	19,112	7,010,000	22,937	9,691,000	21,502	22,937	21,502	9,691,000	21,502	10,304,316	4,324,814
Salad.....	6,671,000	359,000	3,980,000	400,000	5,276,000	692,000	6,664,000	790,000	4,396,509	6,664,000	4,396,509	790,000	4,396,509	4,324,814	1,472,330
Mandioca or Cassava flour.....	161,926	2,205,000	208,260	2,727,000	224,377	2,958,000	121,331	1,594,000	236,778	121,331	236,778	1,594,000	236,778	1,472,330	10,652
Manganese ore.....	390,000	268,000	278,000	213,000	86,000	82,000	85,000	111,000	25,406	85,000	25,406	111,000	25,406	10,652	891,541
Meats, extracts of.....	3,299,000	659,000	1,860,000	967,000	1,437,000	889,000	1,352,000	881,000	1,437,877	1,352,000	1,437,877	881,000	1,437,877	891,541	3,333,541
Monazite sand.....	1,794,000	459,000	1,470,000	388,000	1,288,000	337,000	1,374,000	317,000	1,342,224	1,374,000	1,342,224	317,000	1,342,224	3,333,541	306,609
Passava.....	4,983,000	557,000	4,189,000	494,000	1,692,000	188,000	1,637,000	103,000	36,010,185	1,637,000	36,010,185	103,000	36,010,185	306,609	121,690,763
Rose wood.....	31,717,000	86,520,000	31,866,000	99,730,000	35,393,000	128,140,000	34,960,000	124,941,000	36,189,772	34,960,000	36,189,772	124,941,000	36,189,772	121,690,763	5,151,161
Rubber.....	1,902,000	4,257,000	2,520,000	5,841,000	1,525,000	3,473,000	1,743,000	4,015,000	2,267,151	1,743,000	2,267,151	4,015,000	2,267,151	5,151,161	632,815
Skins.....	427,000	448,000	736,000	732,000	530,000	643,000	557,000	593,000	624,237	557,000	624,237	593,000	624,237	632,815	1,206,220
Oiler.....	21,889	1,765,000	7,861	831,000	37,747	3,608,000	84,948	5,389,000	12,838	84,948	12,838	5,389,000	12,838	1,206,220	11,209,387
Tobacco:—Leaf.....	22,733,000	8,155,000	23,065,000	7,025,000	19,616,000	7,022,000	22,947,000	8,079,000	29,146,441	22,947,000	29,146,441	8,079,000	29,146,441	11,209,387	186,969
Twist.....	660,000	264,000	893,000	412,000	771,000	303,000	650,000	199,000	535,071	650,000	535,071	199,000	535,071	186,969	103,770
Whale oil.....	1,628,000	212,000	1,280,000	103,000	1,197,000	77,000	1,264,000	65,000	1,089,260	1,264,000	1,089,260	65,000	1,089,260	103,770	213,881
Wool.....	777,000	348,000	936,000	463,000	238,000	142,000	513,000	354,000	332,199	513,000	332,199	354,000	332,199	213,881	4,403,245
All other articles.....	3,467,000	3,226,000	3,226,000	3,226,000	3,226,000	3,226,000	3,226,000	3,226,000	3,226,000	3,226,000	3,226,000	3,226,000	3,226,000	4,403,245	181,572,426
Total exports.....	327,850,000	350,490,000	350,490,000	350,490,000	350,490,000	350,490,000	350,490,000	350,490,000	350,490,000	350,490,000	350,490,000	350,490,000	350,490,000	181,572,426	181,572,426

BULGARIA

VALUE of the Total Imports and Exports (Merchandise only) from and to each Principal Country during the Years ended December 31, 1904 to 1908, inclusive.

NOTE:—1 Lew = 19·3 cents.

IMPORTS.					EXPORTS.				
1904.					1904.				
1905.					1905.				
1906.					1906.				
1907.					1907.				
1908.					1908.				
Lew.					Lew.				
18,819,000	20,188,000	19,600,000	21,424,000	22,202,000	24,728,000	12,884,000	14,985,000	20,706,000	9,680,000
38,169,000	33,037,000	27,802,000	34,688,000	35,541,000	14,090,000	18,887,000	8,200,000	8,023,000	6,316,000
2,497,000	2,819,000	3,078,000	4,253,000	4,279,000	52,988,000	12,415,000	20,142,000	26,970,000	22,039,000
10,663,000	7,319,000	5,373,000	6,593,000	7,023,000	7,606,000	8,917,000	8,977,000	6,991,000	6,210,000
19,976,000	21,031,000	16,225,000	19,660,000	20,817,000	12,216,000	11,709,000	15,410,000	17,022,000	11,626,000
338,000	283,000	224,000	389,000	455,000	3,731,000	5,457,000	9,721,000	8,019,000	8,933,000
627,000	730,000	628,000	812,000	710,000	276,000	202,000	98,000	113,000	1,837,000
8,319,000	6,781,000	5,513,000	5,506,000	4,712,000	4,762,000	4,437,000	3,906,000	3,100,000	1,012,000
3,712,000	7,519,000	3,365,000	3,633,000	4,131,000	1,756,000	1,851,000	1,121,000	923,000	959,000
6,075,000	3,255,000	4,619,000	4,771,000	5,632,000	1,420,000	2,357,000	506,000	219,000	247,000
1,101,000	1,080,000	1,409,000	2,056,000	2,037,000	1,746,000	290,000	584,000	348,000	344,000
965,000	1,309,000	1,108,000	1,081,000	1,289,000	220,000	21,310,000	631,000	620,000	33,482,000
17,925,000	16,872,000	18,052,000	17,548,000	19,153,000	23,645,000	21,310,000	21,639,000	27,283,000	826,000
577,000	1,418,000	465,000	908,000	574,000	515,000	1,411,000	1,372,000	1,264,000	5,299,000
767,000	584,000	954,000	1,339,000	533,000	7,198,000	15,616,000	7,421,000	3,963,000	
129,690,000	122,250,000	108,174,000	124,651,000	130,151,000	157,619,000	147,961,000	114,573,000	125,595,000	112,357,000
Totals					Totals				

COUNTRIES.

United Kingdom.....
Austria-Hungary.....
Belgium.....
France.....
Germany.....
Greece.....
Holland.....
Italy.....
Rumania.....
Russia.....
Serbia.....
Switzerland.....
Turkey.....
United States.....
Other Countries.....

SESSIONAL PAPER No. 10f

BULGARIA

TOTAL Quantities and Values of the Principal Articles Imported (Merchandise only) during the Years ended December 31, 1904 to 1908, inclusive.

NOTE:—Lew=19·3 cents. Kilog=2·204 lbs.

ARTICLES.	1904.		1905.		1906.		1907.		1908.	
	Quantity.	Value.	Quantity.	Value.	Quantity.	Value.	Quantity.	Value.	Quantity.	Value.
		Lew.		Lew.		Lew.		Lew.		Lew.
Arms: Firearms and parts thereof..... Kilogs	388,000	5,615,000	115,000	1,829,000	29,000	114,000	17,000	301,000	11,000	250,000
Clothing..... "	256,000	2,316,000	188,000	1,813,000	79,000	1,114,000	72,000	1,255,000	59,000	1,173,000
Coffee, raw and roasted..... "	1,388,000	1,372,000	1,351,000	1,440,000	1,351,000	1,476,000	1,419,000	1,396,000	1,396,000	1,558,000
Coal and coke..... "	36,465,000	934,000	11,593,000	1,032,000	14,136,000	1,088,000	76,830,000	2,187,000	134,281,000	3,965,000
Cordage and twine..... "	1,026,000	1,092,000	965,000	1,048,000	650,000	722,000	498,000	640,000	416,000	550,000
Cotton yarn..... "	3,546,000	8,006,000	4,419,000	9,724,000	4,226,000	9,802,000	3,658,000	8,932,000	3,814,000	9,336,000
" manufactures..... "	4,160,000	13,098,000	4,084,000	14,855,000	3,495,000	13,841,000	3,478,000	14,665,000	2,495,000	17,633,000
Iron in the rough, including hoop and plateiron	11,929,000	2,297,000	12,915,000	2,316,000	11,962,000	2,307,000	12,855,000	2,945,000	13,658,000	2,762,000
" manufactures of..... "	14,887,000	4,149,000	10,615,000	4,119,000	10,190,000	4,224,000	21,001,000	6,952,000	30,985,000	8,433,000
Leather, for soles..... "	1,063,000	2,504,000	949,000	2,395,000	755,000	2,241,000	569,000	1,852,000	598,000	1,869,000
Oil: Olive..... "	3,085,000	2,662,000	2,365,000	2,116,000	3,371,000	2,910,000	2,547,000	2,408,000	2,761,000	2,614,000
Petroleum and naphtha, refined..... "	21,232,000	3,767,000	14,456,000	2,763,000	19,566,000	3,574,000	13,997,000	2,570,000	17,969,000	3,295,000
Paper of all sorts..... "	4,986,000	2,662,000	5,719,000	2,576,000	4,091,000	1,889,000	5,667,000	2,591,000	5,731,000	2,668,000
Salt, rock and other..... "	38,997,000	1,195,000	22,715,000	726,000	34,155,000	945,000	40,631,000	1,125,000	30,689,000	900,000
Sugar, refined..... "	12,381,000	4,280,000	15,907,000	5,468,000	2,063,000	657,000	8,492,000	2,791,000	9,909,000	3,353,000
Wood, rough or sawn..... "	42,794,000	2,268,000	66,919,000	3,990,000	50,910,000	3,099,000	47,219,000	3,167,000	60,464,000	4,109,000
Wool, manufactures of..... "	618,000	4,596,000	581,000	4,241,000	393,000	3,202,000	336,000	4,029,000	421,000	4,585,000
Total value of principal and other articles imported.....		129,690,000		122,250,000		108,474,000		124,661,000		130,151,000

BULGARIA.

Total Quantities and Values of the Principal Articles Exported (Merchandise only) during the Years ended December 31, 1901 to 1908, inclusive.

NOTE :—Lew=19·3 cents. Kilog=2·204 lbs.

ARTICLES.	1904.		1905.		1906.		1907.		1908.	
	Quantity.	Value.	Quantity.	Value.	Quantity.	Value.	Quantity.	Value.	Quantity.	Value.
Animals : Cattle.....	13,558	Lew. 1,166,000	12,341	Lew. 1,220,000	7,763	Lew. 705,000	11,650	Lew. 1,139,000	9,028	Lew. 861,000
Horses, mules and asses.....	9,278	787,000	6,248	630,000	4,750	481,000	10,597	965,000	8,864	804,000
Sheep.....	400,733	3,253,000	367,753	3,132,000	299,485	2,694,000	530,241	4,874,000	437,900	3,837,000
Goats.....	82,000	12,000	32,462,000	6,166,000	60,000	10,000	81,000	16,000	17,000	3,445
Flour of all kinds.....	20,668,000	4,034,000	19,093,000	3,674,000	23,468,000	4,612,000	26,126,000	5,289,000	25,585,000	5,332,000
Grain : Barley.....	103,395,000	9,449,000	69,893,000	6,878,000	59,143,000	5,735,000	28,919,000	3,102,000	37,681,000	4,653,000
Maize.....	247,979,000	22,776,000	98,301,000	11,216,000	143,733,000	14,072,000	253,733,000	26,838,000	111,546,000	13,861,000
Rye.....	62,480,000	6,203,000	74,024,000	8,183,000	41,079,000	4,247,000	40,354,000	5,336,000	39,798,000	6,183,000
Wheat (including buckwheat).....	523,653,000	72,982,000	450,216,000	64,822,000	268,311,000	35,508,000	240,735,000	35,227,000	212,780,000	39,033,000
Hides and skins.....	1,214,000	2,794,000	1,621,000	4,046,000	1,844,000	4,905,000	1,097,000	2,802,000	1,206,000	3,126,000
Wood, rough or sawn.....	14,205,000	856,000	8,912,000	525,000	11,600,000	616,000	8,828,000	516,000	8,704,000	516,000
Wool, manufactures of (such as <i>alas</i> and <i>schagark</i>).....	440,000	1,762,000	422,000	1,761,000	482,000	2,331,000	462,000	2,393,000	348,000	1,675,000
Total value of principal and other articles exported.....		157,619,000		147,961,000		114,573,000		125,595,000		112,357,000

SESSIONAL PAPER No. 10f

CHILE.

VALUE of the Total Imports for Consumption and Exports of Domestic Produce from and to each Principal Country during the Years ended December 31, 1903 to 1907, inclusive. (*Including Coin and Bullion.*)

NOTE:—Peso Fuerte=36.5 cents.

IMPORTS.						EXPORTS.					
1903.						1903.					
Pesos Fuert.						Pesos Fuert.					
1903.	1904.	1905.	1906.	1907.	COUNTRIES.	1903.	1904.	1905.	1906.	1907.	COUNTRIES.
53,720,000	57,345,488	71,120,000	88,429,000	113,592,732	United Kingdom.....	61,637,000	70,546,667	101,322,000	140,748,000	139,656,881	
1,255,000	5,969,965	6,334,000	7,566,000	10,015,251	Argentine Republic.....	360,000	841,403	1,553,000	2,663,000	2,746,681	
3,394,000	3,865,912	7,367,000	9,488,000	7,397,112	Australia.....						
2,072,000	3,343,000	4,945,000	6,505,000	10,197,301	Belgium.....	8,005,000	3,291,700	4,508,000	5,800,000	3,724,218	
1,274,000	1,503,171	798,000	1,452,000	1,626,836	Brazil.....	73,000	250,922	342,000	453,000	447,000	
132,000	133,991	163,000	190,000	383,000	China.....						
978,000	676,125	933,000	988,000	721,504	Ecuador.....	481,000	175,028	292,000	175,000	286,000	
9,368,000	10,929,907	14,225,000	15,370,000	16,063,364	France.....	27,451,000	28,823,135	22,322,000	17,453,000	16,224,086	
38,981,000	42,456,638	47,583,000	58,196,000	74,310,374	Germany.....	12,340,000	62,632,942	73,153,000	56,969,000	53,819,019	
1,692,000	2,128,628	2,550,000	4,816,000	3,986,016	India.....						
4,925,000	4,736,265	5,119,000	5,867,000	8,231,834	Italy.....	3,206,000	4,295,957	4,048,000	3,285,000	1,398,501	
6,047,000	6,608,829	4,943,000	7,006,000	8,793,298	Peru.....	3,622,000	3,836,721	5,010,000	3,202,000	2,829,633	
641,000	1,127,419	1,719,000	1,912,000	2,707,171	Spain.....	190,000	946,914	1,826,000	3,013,000	11,562,645	
12,220,000	13,997,927	18,868,000	25,253,000	31,124,384	United States.....	32,776,000	30,715,150	42,803,000	48,311,000	24,843,462	
1,675,000	613,473	1,082,000	1,649,000	1,591,722	Uruguay.....	608,000	327,573	376,000	810,000	101,000	
1,497,000	1,395,342	639,000	3,031,000	3,287,156	Other Countries.....	13,025,000	9,290,639	7,650,000	5,035,000	14,603,073	
142,471,000	157,152,080	188,596,000	237,698,000	293,681,855	Totals.....	194,280,000	215,997,781	265,209,000	287,438,000	274,455,222	

CHILE.

TOTAL Quantities and Values of the Principal Articles Imported during the Years ended December 31, 1903
to 1907, inclusive.

NOTE:—Peso Fuerte=36 cents. Kilog=2·204 lbs.

ARTICLES.	1903.		1904.		1905.		1906.		1907.	
	Quantity.	Value.	Quantity.	Value.	Quantity.	Value.	Quantity.	Value.	Quantity.	Value.
Animals, living—		Pesos Fuert.		Pesos Fuert.		Pesos Fuert.		Pesos Fuert.		Pesos Fuert.
Horses, mules and asses... No.	6,397	365,000	10,662	467,360	16,305	736,000	16,883	779,000	8,181	455,000
Oxen and cows..... "	56,220	3,829,000	60,211	5,207,091	143,789	5,499,000	49,888	4,734,000	71,963	7,580,000
Sheep..... "	19,766	73,000	28,942	97,288	23,642	84,000	26,800	119,000	31,015	133,000
Candles..... Kilogs	268,000	218,000	343,014	281,978	392,000	328,000	506,000	405,000	892,000	723,000
Coal..... Kilogs	798,000	15,953,000	822,071	16,449,420	1,179,000	23,581,000	1,039,000	20,777,000	1,501,000	29,788,000
Coffee..... Kilogs	2,483,000	1,190,000	1,729,950	1,037,970	2,981,000	1,789,000	3,282,000	1,981,000	2,639,000	1,620,000
Cotton piece goods (pure)..... "	9,636,000	17,291,000	8,327,000	15,594,000	13,500,000	27,019,000	8,759,000	16,498,000	8,275,000	17,725,000
Cotton yarns..... "		2,531,000		3,080,732		3,754,000		3,131,000		4,535,000
Drugs..... "		1,470,000		1,638,000		1,486,000		1,987,000		2,437,000
Hardware, &c..... "		3,010,000								
Iron—										
Bars, blocks and ingots... Kilogs	27,484,000	2,935,000	32,773,000	3,727,000	34,143,000	3,795,000	48,389,000	5,420,000	41,594,000	4,484,000
Sheets (galvanized or not)..... "	10,910,000	1,726,000	10,118,000	1,785,000	19,703,000	3,331,000	21,139,000	3,781,000	21,277,000	4,026,000
Tubing..... "	9,051,000	2,017,000	9,772,000	2,197,000	20,763,000	3,771,000	27,017,000	4,695,000	22,063,000	4,415,000
Rails..... "	7,915,000	633,000	17,141,000	1,371,000	30,507,000	2,441,000	25,166,000	2,013,000	44,488,000	3,553,000
Machinery—										
Agricultural, mining, in-		8,302,000				19,427,000		36,114,000		31,944,000
dustrial, &c..... "		67,000				657,000		480,000		1,074,000
Sewing machines..... "		2,362,000				2,456,000		2,995,000		2,989,000
All other machinery..... "		1,834,000				2,197,000		3,791,000		4,512,000
Oils—Mineral for lighting... Kilogs	18,335,000	2,466,000	23,394,000	2,339,000	21,969,000	2,168,000	37,905,000	5,403,000	45,117,000	4,627,000
Paper of all kinds..... "		683,000				3,012,000		2,193,000		3,060,000
Railway materials except rails..... "		4,271,000		552,000		2,461,000		6,392,000		4,025,000
Sacks, empty..... Kilogs	16,681,000	5,341,000	15,121,000	3,885,000	21,806,000	5,550,000	24,949,000	6,283,000	15,693,000	6,131,000
Sugar, raw and refined..... "	52,375,000	5,341,000	56,300,000	5,712,000	33,723,000	3,443,000	53,645,000	6,283,000	56,024,000	8,747,000
Tee..... "	897,000	718,000	798,000	639,000	1,101,000	881,000	1,317,000	1,080,000	1,039,000	847,000
Wire of all kinds..... "	6,665,000	1,592,000	7,654,000	2,178,000	9,025,000	2,141,000	8,904,000	2,410,000	15,746,000	3,709,000
Wood for building..... "		856,000		1,820,000		2,152,000		3,658,000		5,190,000
Woollen manufactures—										
Piece goods of pure wool... Kilogs	1,300,000	6,493,000	1,451,000	7,189,000	1,901,000	9,014,000	2,237,000	9,812,000	2,501,000	11,444,000
" mixed..... "		1,234,000		1,372,000		846,000		1,438,000		1,420,000
Yerba maté..... "	3,525,000		3,920,000		2,418,000		4,085,000			
Total value of principal and other articles imported.....		142,471,000		157,152,080		188,596,000		297,698,000		283,682,000

SESSIONAL PAPER No. 10f

CHILE.

TOTAL Quantities and Values of the Principal Articles of Domestic Produce Exported during the Years ended December 31, 1903 to 1907, inclusive.

NOTE:—Peso Fuerte = 36.5 cents. Kilog = 2.204 lbs. Ton = 2,000 lbs.

ARTICLES.	1903.			1904.			1905.			1906.			1907.		
	Quantity.	Value.		Quantity.	Value.		Quantity.	Value.		Quantity.	Value.		Quantity.	Value.	
Animals, living—		Pesos Fuert.			Pesos Fuert.			Pesos Fuert.			Pesos Fuert.			Pesos Fuert.	
Horses and mules..... No.	2,260	205,000		1,730	200,000		4,377	311,000		8,500	759,000		728	103,000	
Oxen and cows..... "	2,898	290,000		2,191	219,000		48	6,000		189	59,000		94	12,000	
Sheep..... Kilogs	3,947	28,000		2,510	25,000		1,028	10,000		3	250		2	14	
Bovate of lime..... Kilogs	15,732,000	2,202,000		440,000	62,000		18,632,000	2,611,000		28,619,000	4,011,000		28,292,000	3,961,000	
Coal..... Tons.	403,000	7,246,000		421,000	7,576,000		481,000	8,660,000		471,000	8,536,000		417,000	10,424,000	
Copper in bars (for ingots)..... Kilogs	27,010,000	17,886,000		27,888,000	19,108,000		23,224,000	19,076,000		19,110,000	22,313,000		16,334,000	16,847,000	
Flour of all kinds..... Kilogs	6,337,000	882,000		9,417,000	1,154,000		8,154,000	1,136,900		3,958,000	632,000		3,376,000	472,000	
Grain—															
Wheat..... Kilogs	53,864,000	5,386,000		73,985,000	7,430,000		8,007,000	1,121,000		215,000	32,000		35,432,000	3,555,000	
Barley..... Kilogs	20,881,000	1,504,000		38,761,000	3,091,000		16,951,000	3,339,000		13,289,000	1,086,000		619,000	68,000	
Hides and skins—															
Ox hides..... Kilogs	1,562,000	781,000		1,240,000	558,000		503,000	272,000		1,927,000	1,071,000		1,022,000	562,000	
Goat skins..... Kilogs	752,000	376,000		485,922	243,000		408,000	234,000		398,000	239,000		308,000	185,000	
Chinchilla..... Duz.	11,964	299,000		26,175	705,000		18,265	1,461,000		10,252	984,000		4,821	403,000	
Iodine (Yodo)..... Kilogs	351,000	4,383,000		461,000	5,769,000		564,000	7,053,000		351,000	4,399,000		290,000	4,292,000	
Leather for soles (Suelas)..... Kilogs		2,310,000			2,570,000			3,082,000			2,171,000			2,547,000	
Ores—															
Silver..... Kilogs	47,000	38,000					38,000	201,000		145,000	36,000		220,000	119,000	
Copper..... Kilogs	17,963,000						17,659,000	2,285,000		29,385,000	3,112,000		39,076,000	4,991,000	
Manganese..... Kilogs	17,110,000	684,000					1,324,000	40,000		35,000	6,000				
Soda, nitrate of (Sódre)..... Kilogs	1,453,000	142,371,000		1,480,000	160,509,000		1,669,000	184,122,000		1,767,000	217,317,000		1,650,000	296,293,000	
Wool, raw..... Kilogs	3,334,000	1,858,000		3,172,000	1,599,000		8,022,000	6,858,000		3,402,000	2,102,000		3,718,000	2,151,000	
Total value of principal and other articles exported.....		196,059,000			217,559,000			273,375,000			287,438,000			280,081,000	

SESSIONAL PAPER No. 10f

.....	4,414,212	1,945,066	654	3,633,454	Russia in Asia	2,203,129	2,923,478	2,565,230	1,249,371	3,214,995
.....	53,264	71,946	32,040	131,795	Russia in Europe	27,812,251	3,553,978	5,724,366	5,181,658	5,214,301
.....	258,259	247,847	521,595	5,487,256	Russian Manchuria	10,972	2,952,661	19,496,492	10,770,179	21,129,320
.....	477,585	46,802	Siam	1,298,013	1,258,790	1,504,235	1,577,278	1,938,489
.....	67	11	South America	26,633	13,084	27,369	30,966	27,256
.....	(Turkey in Asia, Persia, Egypt, Algeria, Aden, &c.)	4,390,619	2,031,587	1,615,734	2,651,243	2,977,820
.....	1,142,395	113,767	921,471	112,448	United States	27,987,975	27,630,772	25,671,428	26,597,660	23,824,059
.....	29,186,946	76,916,888	44,436,209	41,215,704	Totals, Foreign Countries	130,436,641	121,313,692	134,067,110	146,856,895	162,732,812
.....	120,197,794	183,851,538	163,233,879	148,824,563	Grand totals	239,486,683	227,888,197	236,456,739	264,380,697	276,460,403
.....	357,444,663	461,194,632	428,290,287	409,551,653						

The imports from Hong Kong come originally from, and the exports to that colony are further carried on to the United Kingdom, America, Australia, India, &c., and coast ports of China. In addition to the imports, to which the values given in the above table are confined, the South of China is supplied with opium and other articles imported from Singapore, Siam and other foreign places in native vessels.

CHINA.

TOTAL Quantities and Values of the Principal Articles Imported for Consumption (Merchandise only) during the Years ended December 31, 1904 to 1908, inclusive.

NOTE:—The average value of the Haikwan Tael for 1904 was 66 cts., 1905, 73 cts., 1906, 80 cts., 1907, 79 cts., and for 1908, 65 cts.
Picul=133·3 lbs. Gallon and ton, same as Canadian.

ARTICLES.	1904.			1905.			1906.			1907.			1908.		
	Quantity.	Value.	Haikwan Taels.	Quantity.	Value.	Haikwan Taels.	Quantity.	Value.	Haikwan Taels.	Quantity.	Value.	Haikwan Taels.	Quantity.	Value.	Haikwan Taels.
Aniline dyes.....	11,850,327	1,864,501	2,548,533	23,622,893	2,082,423	2,548,533	18,452,205	2,548,533	2,548,533	13,034,096	2,548,533	2,548,533	18,309,005	1,704,673	1,704,673
Bags of all kinds.....	35,599	1,152,700	1,152,700	40,519	1,256,381	1,256,381	40,085	1,398,767	1,398,767	44,224	1,632,652	1,632,652	43,185	1,501,148	1,501,148
Brands.....	2,311,658	596,740	668,031	1,746,181	668,031	668,031	1,746,181	739,468	739,468	2,226,336	1,206,849	1,206,849	1,944,530	1,246,965	1,246,965
Beans, rice.....	2,311,658	2,311,658	1,746,181	1,746,181	1,746,181	1,746,181	1,746,181	1,535,924	1,535,924	2,226,336	2,226,336	2,226,336	1,944,530	728,854	728,854
Building materials and fittings.....	262,197	251,590	364,292	533,831	364,292	364,292	533,831	592,298	592,298	1,592,147	1,305,550	1,305,550	1,411,194	2,119,005	2,119,005
Cement.....	301,469	3,279,713	4,734,579	415,871	888,451	888,451	770,210	867,878	867,878	491,549	4,125,654	4,125,654	247,016	989,417	989,417
Cigars and cigarettes.....	1,290,703	686,577	1,083,984	1,224,108	1,121,953	1,121,953	1,567,708	1,548,328	1,548,328	1,406,928	1,046,277	1,046,277	1,510,616	5,280,141	5,280,141
Clothing and watches.....	60,057	1,013,068	1,510,142	90,581	1,510,142	1,510,142	45,357	1,247,697	1,247,697	1,406,928	1,922,497	1,922,497	99,022	1,639,572	1,639,572
Cocks and hats, &c.....	377,520	907,050	1,091,101	488,189	1,091,101	1,091,101	736,102	879,093	879,093	116,397	1,704,765	1,704,765	379,723	8,435,618	8,435,618
Coal and coke.....	1,674,805	6,169,636	13,808,285	3,869,870	13,808,285	13,808,285	2,414,311	1,525,706	1,525,706	879,093	1,704,765	1,704,765	379,723	1,746,406	1,746,406
Cotton, raw.....	773,264	2,696,352	2,933,205	846,615	2,933,205	2,933,205	532,913	8,272,364	8,272,364	432,508	1,945,590	1,945,590	1,093,614	887,234	887,234
Cotton and mfrs. of—	1,297,461	7,276,045	1,535,930	1,535,930	7,524,543	7,524,543	1,302,906	6,550,993	6,550,993	1,921,402	2,330,552	2,330,552	1,224,170	3,865,604	3,865,604
Chintzes and plain cotton prints.....	529,471	1,571,152	1,271,252	1,271,252	3,752,696	3,752,696	705,480	1,990,956	1,990,956	460,223	2,133,737	2,133,737	910,918	1,905,036	1,905,036
Drills.....	1,395,556	6,352,221	1,932,861	1,932,861	7,540,425	7,540,425	2,352,448	8,931,806	8,931,806	2,133,737	9,990,080	9,990,080	1,199,094	3,086,139	3,086,139
Fabrics.....	2,821,068	9,305,358	9,428,880	9,428,880	31,129,853	31,129,853	6,637,503	21,824,857	21,824,857	737,921	2,330,552	2,330,552	992,573	7,558,250	7,558,250
Lastings.....	309,780	1,072,498	1,460,688	390,876	1,460,688	1,460,688	336,823	1,270,160	1,270,160	456,037	1,907,909	1,907,909	262,036	1,134,865	1,134,865
Sheetings, gray.....	3,785,720	10,441,093	18,537,424	6,827,967	18,537,424	18,537,424	4,904,483	12,065,891	12,065,891	3,482,666	8,764,308	8,764,308	4,887,157	11,590,689	11,590,689
Shirtings, dyed.....	2,775,065	10,853,865	4,881,610	4,881,610	15,720,316	15,720,316	3,698,258	11,843,545	11,843,545	3,172,387	12,266,953	12,266,953	2,732,646	14,914,738	14,914,738
Shirtings, gray.....	1,653,946	2,076,514	3,974,517	1,945,401	3,974,517	3,974,517	1,977,157	4,186,332	4,186,332	1,324,170	2,484,156	2,484,156	1,148,663	2,511,865	2,511,865
" white.....	59,515,568	59,515,568	67,208,997	67,208,997	67,208,997	67,208,997	67,208,997	65,131,769	65,131,769	57,510,268	57,510,268	46,172,457	46,172,457
T. cloths.....	7,988,238	7,988,238	8,076,937	8,076,937	5,367,526	5,367,526
Yarn and thread.....	152,727,845	152,727,845	118,915,923	118,915,923	110,898,379	110,898,379
Other cotton mfrs.....
Total cotton yarn and manufactures.....	124,083,305	181,452,953	181,452,953	181,452,953	152,727,845	152,727,845	118,915,923	118,915,923	110,898,379	110,898,379

SESSIONAL PAPER No. 10f

Electrical materials and fittings	347,078	481,453	914,334	1,168,436	1,744,280
Enamelled ware	248,353	521,305	788,068	731,149	260,305
Fish and fishery products .. Piculs	5,510,936	8,828,542	8,125,721	8,352,907	7,712,187
Flour ..	3,591,071	3,706,159	6,295,753	13,984,546	6,931,204
Fruits, dried ..	258,223	368,360	377,243	589,878	572,812
Furniture and materials for ..	630,650	856,046	767,616	880,976	848,755
Ginseng .. Piculs	1,412,384	2,000,283	488,000	1,321,904	602,409
Glass and glassware ..	1,170,710	1,481,830	1,881,378	1,634,560	1,400,921
Haberdashery ..	413,521	625,609	646,765	553,671	598,533
Hardware ..	527,092	854,389	1,109,318	996,656	1,003,125
Hosiery ..	323,038	496,527	542,798	510,354	518,419
Indigo ..	1,476,214	2,111,485	3,461,489	4,776,770	3,738,736
Leather .. Piculs	824,248	1,580,496	2,142,957	2,153,372	2,296,785
Macaroni and vermicelli ..	372,386	476,354	713,457	607,827	774,587
Machinery ..	2,650,039	5,336,927	5,864,799	6,151,702	6,646,392
Matches ..	4,773,197	5,591,132	5,139,808	4,895,792	3,138,048
Mats of all kinds ..	593,182	370,334	312,521	453,022	340,537
Medicines ..	1,506,297	1,908,373	2,137,134	2,120,138	2,101,874
Metals of all kinds :—					
Copper and alloys, of .. Piculs	8,756,357	906,004	2,304,386	4,544,916	6,538,392
Iron and alloys, of ..	5,639,783	7,430,022	8,304,380	7,240,380	8,521,550
Lead and quicksilver ..	1,092,439	141,460	1,114,593	1,078,379	1,333,873
Tin and tin plates ..	3,779,434	3,350,783	3,303,906	3,367,347	4,262,906
Other metals, &c. ..	1,966,162	2,600,529	2,062,386	1,711,069	1,717,418
Totals ..	21,234,775	45,428,498	17,280,855	19,942,285	22,174,139
Mushrooms .. Piculs	806,208	614,693	829,118	577,852	562,368
Needles ..	625,280	663,151	623,086	589,172	374,592
Oil, kerosene—American .. Cans	13,214,908	80,046,136	7,132,179	13,205,392	17,907,451
Russian ..	5,335,946	1,700,439	679,450	94,645	431,337
Sumatra ..	8,963,547	48,465,187	3,778,920	4,226,900	6,541,156
Opium—Malwa .. Piculs	29,090	15,965	9,329,927	10,561,513	11,153,162
Patna ..	13,160,719	22,928	15,006,615	11,916,516	14,877,243
Benares ..	9,613	11,307	7,481,899	5,497,655	7,556,480
Other ..	3,107	1,690	467,906	677,969	657,452
Totals ..	37,094,172	51,890	32,285,377	28,653,653	34,226,337
Paints and paint oil ..					
Paper ..	166,203	58,866	548,421	577,134	591,843
Pepper, black and white .. Piculs			4,063,413	3,275,368	3,636,928
Railway plant and materials ..	45,955	31,467	846,730	968,574	905,095
Rattans ..	6,016,439	734,829	11,439,806	12,804,628	12,893,545
Rice ..	726,265	109,766	679,127	750,473	639,858
Ribbons, silk and cotton ..	421,588	646,234	1,215,222	924,984	260,440
Rice ..	8,379,530	2,227,916	11,749,590	34,417,307	26,578,933
Rice ..	3,356,830	8,514,971	12,765,189	6,736,616	945,871
Sandalwood ..	124,824	1,086,665	1,326,510	902,350	1,530,965
Sawwood and agar-agar ..	1,636,886	879,429	1,640,382	905,107	1,590,986
Soap ..	507,964	490,578	552,790	1,253,321	1,377,971
Totals ..	311,051	1,564,461	1,312,662		

CHINA.

TOTAL Quantities and Values of the Principal Articles Imported for Consumption, &c.—*Concluded.*

ARTICLES.	1904.			1905.			1906.			1907.			1908.		
	Quantity.	Value. Haikwan Taels.	Quantity.	Value. Haikwan Taels.	Quantity.	Value. Haikwan Taels.	Quantity.	Value. Haikwan Taels.	Quantity.	Value. Haikwan Taels.	Quantity.	Value. Haikwan Taels.	Quantity.	Value. Haikwan Taels.	Quantity.
Stationery.....		569,536		669,210		890,235		747,465		733,674		733,674			
Stores, household, marine and engineers'.....		1,776,050		2,824,702		2,334,791		1,378,946		2,691,118		2,691,118			
Sugar, brown, white, and candy.....	3,747,563	18,281,458	4,620,675	22,622,102	6,545,742	30,006,109	5,723,881	6,202,027	4,162,256	19,671,285		19,671,285			
Tea.....	17,433	271,561	46,858	717,337	79,892	1,263,564	131,948	3,021,653	102,666	2,793,982		2,793,982			
Timber of all kinds.....		2,495,981		3,118,407		5,397,166		6,126,339		4,791,389		4,791,389			
Tobacco.....	31,951	851,825	90,874	1,614,323	130,259	1,650,075	133,275	1,697,752	84,262	1,643,064		1,643,064			
Umbrellas.....	1,529,177	667,532	1,737,725	665,745	1,849,596	742,326	1,815,200	806,297	1,527,142	633,748		633,748			
Wines, beer and spirits.....		2,077,569		3,028,417		1,871,354		2,222,287		2,688,566		2,688,566			
Wood of all kinds (not including sandalwood, timber and dyo-woods).....		703,661		646,513		742,011		1,331,036		1,637,757		1,637,757			
Woollen manufactures.....		5,194,201		5,434,185		6,652,770		6,898,806		5,788,390		5,788,390			
Total value of principal and other articles, net imports.....		344,060,608		447,100,791		410,270,082		416,401,369		394,503,478		394,503,478			
Re-imported articles.....		13,384,055		14,093,741		18,020,205		12,670,293		15,049,175		15,049,175			
Total imports.....		357,444,663		461,194,532		428,290,287		429,071,662		409,551,653		409,551,653			

CHINA.

TOTAL Quantities and Values of the Principal Articles of Domestic Produce Exported, &c.—*Concluded.*

ARTICLES.	1904.			1905.			1906.			1907.			1908.		
	Quantity.	Value.	Quantity.	Value.	Quantity.	Value.	Quantity.	Value.	Quantity.	Value.	Quantity.	Value.	Quantity.	Value.	Quantity.
Silk and manufactures of— <i>Con.</i>															
Other manufactures		1,967,310				1,882,104						2,384,714			
Totals		78,255,412		70,393,833				71,295,325				89,084,034			
Skins (fur) *	86,110	7,327,542		9,684,286				3,894,028				3,370,640			
Straw braid		4,502,820		6,210,688			149,455	8,650,861		103,246		6,819,092	105,443		
Sugar, brown, white and candy	365,906	1,356,179		2,194,490			173,295	743,388		111,705		105,676	241,500		
Tallow	161,737	973,845		665,478			119,997	1,103,263		194,606		2,109,141	156,745		
Tea, black	749,002	16,567,796		12,721,213			600,907	12,252,518		708,273		13,435,277	685,408		
" dust	8,856	65,287		54,967			262	1,028		59,065		134,702	9,540		
" green	241,146	9,469,737		8,292,474			296,925	7,645,421		264,892		9,173,335	284,085		
" brick	447,695	3,983,756		4,253,018			586,737	6,475,705		604,226		6,767,451	590,815		
" tablet	4,550	115,388		123,880			9,307	254,458		10,729		226,546	6,288		
Tobacco leaf and prepared	160,676	2,365,400		157,912			165,477	2,215,913		137,781		2,507,394	149,857		
Vermicelli and macaroni	156,353	1,434,305		1,377,962			199,466	1,373,400		239,369		1,166,452	236,592		
Wool	285,322	5,076,879		6,744,787			346,543	5,499,342		295,720		4,531,013	250,811		
Total value of principal and other articles exported		239,486,683		227,882,197				236,456,739				264,380,697			
															276,660,463

* Includes 'Skins, Clothing and Rugs.'

SESSIONAL PAPER No. 10f

DENMARK.

VALUE of the Total Imports and Exports of Merchandise from and to each Principal Country during the Years ended December 31, 1904 to 1908, inclusive.

NOTE:—Krone=26·8 cents.

IMPORTS.					COUNTRIES.	EXPORTS.				
1904.	1905.	1906.	1907.	1908.		1904.	1905.	1906.	1907.	1908.
Kroner.	Kroner.	Kroner.	Kroner.	Kroner.		Kroner.	Kroner.	Kroner.	Kroner.	Kroner.
90,172,000	100,142,000	110,592,000	135,008,000	109,450,000	United Kingdom.....	282,816,000	279,943,000	291,172,000	311,774,000	337,033,000
.....	302,000	243,000	76,000	583,000	Africa.....	519,000	32,000	269,000	37,000
.....	715,000	945,000	736,000	1,471,000	Austria-Hungary.....	6,000	29,000	27,000	69,000
.....	409,000	1,058,000	4,081,000	3,490,000	Danish Provinces.....
3,306,000	3,121,000	5,399,000	7,500,000	9,407,000	East Indies, China, &c.....	546,000	757,000	3,598,000	6,068,000	3,330,000
10,770,000	9,602,000	10,572,000	9,925,000	9,609,000	Belgium.....	1,334,000	1,647,000	2,128,000	1,841,000	1,428,000
16,235,000	14,239,000	17,959,000	17,278,000	16,411,000	France.....	899,000	1,611,000	1,579,000	1,160,000	658,000
214,236,000	207,336,000	233,632,000	257,837,000	238,475,000	Germany.....	165,401,000	128,054,000	124,385,000	129,302,000	121,895,000
.....	2,000	4,000	29,000	35,000	Greece and Turkey.....	26,000	25,000	48,000
1,053,000	1,357,000	1,622,000	1,803,000	1,839,000	Greenland and Faroe Isles.....	1,181,000	1,304,000	1,377,000	1,531,000	1,553,000
12,411,000	16,395,000	18,454,000	22,918,000	17,982,000	Holland.....	519,000	786,000	716,000	1,010,000	2,587,000
2,466,000	4,332,000	5,322,000	6,096,000	5,320,000	Iceland.....	3,417,000	3,848,000	4,762,000	5,140,000	4,638,000
1,726,000	1,595,000	1,955,000	1,833,000	2,372,000	Italy.....	237,000	31,000	250,000	43,000	25,000
.....	North America:—
74,464,000	100,118,000	128,613,000	124,128,000	112,910,000	Canada.....	16,326,000	20,630,000	25,544,000	27,398,000	24,780,000
.....	223,300	22,000	United States.....
9,062,000	9,899,000	12,168,000	13,655,000	10,717,000	Other (Mexico).....	12,588,000	15,447,000	14,280,000	18,500,000	22,079,000
.....	2,177,000	2,042,000	3,058,000	3,315,000	Norway.....	10,000	50,000	3,000	4,000
76,390,000	64,340,000	77,317,000	76,463,000	66,673,000	Portugal (includes Madeira).....	26,592,000	29,788,000	32,391,000	35,390,000	40,129,000
.....	Russia.....
.....	276,000	6,000	11,058,000	South America:—
.....	394,000	2,253,000	3,154,000	2,319,000	Brazil.....	13,060	21,000	731,000	195,000
2,595,000	2,453,000	1,824,000	2,494,000	58,050,000	Other.....	7,000	228,000	15,000	19,000	4,000
54,057,000	58,989,000	62,028,000	67,173,000	425,000	Spain.....	39,747,000	41,573,000	48,385,000	53,071,000	46,120,000
.....	336,000	428,000	472,000	1,000	Sweden.....	3,000
.....	2,000	3,000	21,000	617,000	Switzerland.....	25,000	30,000	32,000
112,000	224,000	4,000	145,000	29,088,000	West Indies, Danish.....	26,000	24,000	526,000	519,000	675,000
515,000	221,000	" Other.....	1,102,000	526,000	519,000	675,000
29,694,000	23,528,000	30,523,000	32,952,000	29,088,000	Other Countries.....	6,200,000	6,227,000	8,217,000	10,978,000	10,194,000
.....	Totals.....	497,836,000	533,548,000	559,508,000	604,922,000	616,943,000
599,264,000	622,526,000	725,626,000	788,866,000	711,608,000						

SESSIONAL PAPER No. 10f

Grain Products:					
Barley meal.....	Pund.		8,950,000	555,000	9,505,000
Buckwheat meal.....	"		3,260,000	313,000	3,573,000
Maize meal.....	"		10,820,000	757,000	11,577,000
Oat meal.....	"		5,400,000	617,000	6,017,000
Rye meal.....	"		28,560,000	1,912,000	30,472,000
Wheat flour.....	"		113,420,000	9,464,000	122,884,000
Gutta-percha.....	"		22,730,000	2,270,000	25,000,000
Hides and skins :					
Raw.....	"	17,27,000	9,757,000	12,791,000	29,924,000
Prepared.....	"	2,73,000	1,791,000	5,165,000	2,874,000
Manufactured.....					
Boots and shoes.....	"		640,000		
Gloves.....	"		20,000		
Other manufactures.....	"		380,000		
Hops.....	"		1,190,000		
Iron and steel wares.....	"		117,420,000		
Lard and fat.....	"	331,920,000	10,811,000	43,377,000	381,347,000
Maures.....	"	46,868,000	14,705,000	20,718,000	29,914,000
Meat.....	"				
Hams, sausages, &c.....	"				
Metal wares except iron and steel.....	"	22,553,000	6,365,000	8,325,000	25,543,000
Oil—Petroleum and other.....	"	12,879,000	9,211,000	13,465,000	15,503,000
Oil cake.....	"	173,650,000	11,454,000	169,862,000	10,468,000
Dress.....	"	739,237,000	37,116,000	809,788,000	44,543,000
Paints.....	"			100,270,000	826,192,000
Paper.....	"			15,900,000	100,270,000
Seeds, oleaginous, &c.....	Pund.	114,248,000	18,539,000	97,365,000	15,489,000
Ships.....	"			125,546,000	
Silk manufactures.....	Pund.	290,000	1,422,000	309,000	5,039,000
Spices.....	Potter.			337,000	
Starch, potato.....	Pund.			2,900,000	
Stone, rough and hewn.....	"			2,299,000	
Sugar, raw and refined.....	Pund.	97,257,000	8,705,000	53,891,000	6,847,000
Tea.....	"			1,290,000	
Tobacco, leaf and manufac-tured.....	"	11,005,000	6,879,000	10,777,000	6,839,000
Wines.....	Potter.			7,140,000	
Wood and manufactures of.....	"			26,750,000	
Wool, raw.....	Pund.	8,981,000	8,828,000	9,820,000	9,892,000
Wool manufactures.....	"	5,601,000	22,138,000	5,598,000	6,200,000
Total value of principal and other articles imported.....			599,244,000	622,526,000	

[†]Exclusive of 'Ready-made clothing,'

9-10 EDWARD VII., A. 1910

DENMARK.

Total Quantities and Values of the Principal Articles of Domestic Produce Exported (Merchandise only) during the Years ended December 31, 1904 to 1908, inclusive.

NOTE:—Krone 26·8 cents. Pound 1·102 lbs. Pot. 2126 galls.

ARTICLES.	1904.		1905.		1906.		1907.		1908.	
	Quantity.	Value.	Quantity.	Value.	Quantity.	Value.	Quantity.	Value.	Quantity.	Value.
		Kroner.		Kroner.		Kroner.		Kroner.		Kroner.
Animals:—Horses..... No.	25,137	16,801,000	29,421	19,149,000	25,411	17,410,000	19,716	13,554,000	18,631	12,366,000
" Cattle..... "	92,056	20,623,000	123,979	27,827,000	105,102	24,579,000	98,640	23,091,000	121,635	27,260,000
" Sheep and goats..... "	336	28,000	1,736	61,000	1,139	46,000	756	30,000	711	28,000
" Swine..... "	35	3,000	36	2,100	57	4,000	86	5,000	14	1,000
Beer..... Potter.	2,917,000	735,000	3,382,000	815,000	3,979,000	726,000	3,993,215	754,000	4,018,577	744,000
Butter..... Pound.	159,253,000	147,149,000	155,362,000	150,390,000	151,357,000	156,363,000	166,313,889	162,988,000	174,077,811	178,430,000
" in boxes hermetically sealed..... "	3,810,000	4,477,000	4,377,000	5,196,000	4,440,000	5,417,000	4,989,472	6,087,000	3,785,891	4,649,000
Cement..... "						1,005,000		1,254,000		1,709,000
Earthenware and glassware..... "						1,238,000		1,391,000		1,360,000
Eggs..... Score.	21,406,000	25,287,000	20,733,000	24,775,000	19,765,000	25,496,000	20,106,106	26,540,000	21,254,325	27,418,000
Fish, fresh..... Pound.	36,275,000	5,562,000	42,214,000	6,787,000	44,000,000	7,000,000	50,931,929	7,800,000	46,153,863	7,378,000
" preserved and salted..... "	68,000	33,000	120,000	46,000	149,000	40,000	180,224	47,000	121,461	31,000
Grain and flour:—										
Barley..... "	83,062,000	4,755,000	92,743,000	5,750,000	76,143,000	4,721,000	78,061,243	5,191,000	91,184,004	6,291,000
Wheat..... "	11,449,000	713,000	13,263,000	862,000	11,221,000	696,000	18,394,060	1,324,000	23,320,929	1,633,000
Wheat flour..... "	4,688,000	480,000	4,051,000	405,000	3,173,000	301,000	3,613,596	362,000	4,110,518	423,000
Hides and skins, undressed..... "	14,666,000	8,799,000	17,550,000	12,100,000	16,731,000	12,700,000	14,977,487	11,233,000	17,525,390	12,267,000
" prepared and manu- factured..... "	53,000	68,000	76,000	102,000	210,000	295,000	211,500	438,000	106,000	245,000
Iron and steel manufactures..... "	6,448,000	3,114,000	10,778,000	4,956,000	13,300,000	5,532,000	14,599,456	5,705,000	10,038,260	5,644,000
Lard and fat..... "	5,648,000	2,448,000	5,612,000	2,400,000	6,078,000	2,787,594	6,757,594	3,033,000	8,634,071	3,871,000
Meat:—Hams, sausages, &c..... "	242,052,000	92,255,000	220,936,000	94,819,000	213,651,000	95,455,000	246,652,118	107,227,000	281,385,563	112,755,000
Milk and cream..... "							38,500,000	5,985,000	38,446,767	6,061,000
Oils..... "					9,650,000	3,300,000	9,500,000	3,250,000	9,455,063	2,930,000
Ores..... "					36,490,000	1,870,000	37,250,000	1,937,000	39,738,870	1,987,000
Paper..... "					1,650,000	106,000	2,080,000	188,000		253,000
Seeds, other than oleaginous..... "	1,900,000	452,000	1,420,000	575,000	950,000	1,600,000	835,000	585,000	710,000	550,000
Ships..... "						2,869,000		9,624,000		6,587,000

SESSIONAL PAPER No. 10f

Spirits.....	313,000	74,000	423,000	107,000	291,000	111,000	336,884	111,000	245,823	77,000
Stone and manufactures of.....	883,000	957,000	955,000	1,223,000	938,000
Sugar.....	23,000	3,000	56,000	7,000	27,000	3,000	30,992	4,000	39,131	6,000
Tobacco, manufactured.....	404,000	698,000	395,000	718,000	414,000	783,000	426,323	850,000	495,892	901,000
Wood and manufactures of.....	352,000	413,000	498,000	477,000	573,000
Wool, raw.....	2,155,000	2,048,000	2,119,000	2,013,000	2,231,000	2,100,000	1,736,084	1,600,000	1,754,238	1,413,000
" manufactures.....	27,000	138,000	37,000	200,000	29,000	155,000	18,461	64,000	19,670	87,000
Total value of principal and other articles exported.....	358,629,600	390,916,000	393,512,000	416,863,000	616,943,000

EGYPT.

VALUE of the Total Imports for Consumption and Exports of Domestic Produce (Merchandise only) from and to each Principal Country during the Years ended December 31, 1904 to 1908, inclusive.

NOTE:—£ Egyptian = \$4.94.

IMPORTS.					EXPORTS.				
1904.	1905.	1906.	1907.	1908.	1904.	1905.	1906.	1907.	1908.
£ Egyptian.	£ Egyptian.	£ Egyptian.	£ Egyptian.	£ Egyptian.	£ Egyptian.	£ Egyptian.	£ Egyptian.	£ Egyptian.	£ Egyptian.
7,229,100	7,119,428	8,056,443	8,705,917	8,543,941	10,985,479	19,638,066	13,418,499	15,237,421	11,156,822
284,227	487,085	604,604	572,704	538,677	685,884	1,257,848	1,582,180	2,101,785	1,154,832
1,438,524	1,492,566	1,718,813	2,059,423	1,632,273	938,875	991,177	1,239,584	1,315,397	1,030,072
748,085	828,111	1,229,698	1,027,590	725,747	201,553	111,743	165,781	90,251	81,820
969,041	892,730	970,648	1,086,827	993,414	217,690	266,870	163,987	122,165	149,666
303,982	389,709	251,035	251,642	437,217	224,399	222,914	226,123	365,121	336,265
1,949,635	2,322,257	2,785,281	3,227,659	2,980,487	1,621,542	1,702,848	2,153,087	2,049,000	1,687,424
1,020,269	948,612	1,307,675	1,392,381	1,118,597	1,803,523	1,737,350	2,035,054	2,252,954	1,848,932
293,103	281,061	321,973	342,328	378,639	174,409	12,897	16,452	24,729	17,130
1,108,120	1,133,562	1,210,221	1,361,445	1,187,786	960,627	629,006	771,757	791,044	704,070
49,202	52,908	39,457	48,486	47,339
46,649	85,351	75,632	76,145	68,612
172,495	213,361	246,929	255,979	533,626	1,340,030	1,043,006	1,399,054	1,599,580	1,377,577
750,044	741,349	527,944	676,868	974,614	599,077	397,101	448,725	499,470	416,075
.....
410,357	516,560	457,135	603,821	500,034
130,729	105,220	150,594	298,876	127,040	793,596	769,040	798,529	985,205	717,715
2,814,059	3,078,382	3,041,237	2,973,108	3,192,976	393,012	419,827	335,927	337,410	385,695
132,959	845,158	981,251	1,249,787	1,099,181	126,834	160,472	211,361	241,468	231,896
20,560,000	21,564,000	24,011,000	26,121,000	25,100,000	20,811,040	20,360,285	24,877,000	28,013,000	21,316,000
Totals.....					Totals.....				

(a) Including British Possessions in the Mediterranean.

SESSIONAL PAPER No. 10f

EGYPT.

TOTAL Quantities and Values of the Principal Articles Imported for Consumption (Merchandise only) during the Years ended December 31, 1904 to 1908, inclusive.

NOTE:—£ Egyptian—\$4.94. Kilog=2.204 lbs. Hectol=21.99 galls. Metre=39.37 inches.

ARTICLES.	1904.			1905.			1906.			1907.			1908.		
	Quantity.	Value.		Quantity.	Value.		Quantity.	Value.		Quantity.	Value.		Quantity.	Value.	
		£	Egyptian.		£	Egyptian.		£	Egyptian.		£	Egyptian.		£	Egyptian.
Butter, fresh and salted . . . Kilogs.	1,448,359	96,276		1,391,115	163,129		1,342,082	101,358		1,597,131	130,175		1,347,103	112,511	
Cheese "	3,833,663	133,866		4,314,476	156,866		4,565,367	172,760		3,923,963	159,521		4,115,314	171,273	
Clothing, ready-made . . . Tons (a)		292,424			325,713			353,397			423,650			278,017	
Coal Kilogs.	1,179,272	916,380		1,132,635	852,687		1,469,754	1,081,118		1,576,331	1,389,861		1,483,843	1,476,391	
Coffee Kilogs.	5,891,238	212,180		6,318,870	244,399		8,346,970	334,360		6,793,258	261,739		9,591,797	343,825	
Corn : Wheat Hectols.	141,573	59,247		129,185	201,378		278,158	123,111		226,269	112,838		249,759	115,509	
Cotton yarn Kilogs.	3,761,623	254,619		2,743,091	263,100		2,506,199	198,166		2,312,474	226,749		3,024,910	228,942	
Cotton thread for sewing . . "							42,607	45,009			56,982			63,491	
Cotton piece goods Metres.	21,436,752	2,969,466		23,743,823	2,999,131		23,686,381	3,109,715		33,102,394	3,168,088		36,141,811	3,276,232	
Flour of wheat and maize, Kilogs.	78,833,891	627,710		121,422,087	989,465		119,737,413	1,236,200		140,630,730	1,227,086		179,675,118	1,753,270	
Indigo "	1,043,154	175,841		791,188	136,909		867,297	143,859		819,801	133,897		781,153	117,768	
Iron and steel manufactures . . "		1,123,802			1,028,414			1,568,875			1,868,180			1,165,842	
Linen, manufactures of "		126,313			124,639			139,371			154,265			128,528	
" hosiery, drapery, &c. "		455,627			456,373			198,290			669,620			433,412	
Machinery and locomotives . . . "		891,413			859,826			1,295,301			1,069,537			796,843	
Petroleum Casks.	971,445	264,696		784,319	270,178		551,846	262,479		372,920	297,000		72,173	338,915	
Rice Kilogs.	17,247,645	351,141		40,814,266	315,386		46,182,307	372,107		43,300,473	385,569		46,480,755	406,370	
Sacks, empty "	9,462,945	178,314		11,228,449	235,591		9,740,923	211,950		9,308,455	252,836		11,282,626	250,651	
Silk, thrown or in yarn "	292,902	213,173		185,868	127,384		137,031	133,321		231,657	172,690		243,372	173,283	
Soap, common "	5,000,399	39,851		4,238,710	86,651		6,962,386	144,425		5,617,417	124,791		8,929,122	212,982	
Tobacco, raw and man'fd. "	7,829,438	670,763		8,078,215	687,387		8,377,023	635,152		8,632,956	716,207		8,991,760	800,542	
Wine Doz. bottles	47,713	160,252		41,359	171,604		46,397	177,786		50,047	196,047		35,794	166,015	
Wood, for building "		1,194,236			1,324,857			1,311,039			1,307,493			1,424,593	
" for fuel 1,000 Kilogs.	34,381	32,049		32,027	29,765		39,283	35,981		28,945	27,351		32,588	30,170	
Woolen and silk manufactures (including also mixed tissues) . . .		995,794			818,892			789,738			1,108,901			874,450	
Total value of principal and other articles imported		29,560,000			21,561,000			24,011,000			26,121,000			25,100,000	

(a) English tons of 1,016 kilogrammes.

EGYPT.

Total Quantities and Values of the Principal Articles of Domestic Produce Exported (Merchandise only) during the Years ended December 31, 1904 to 1908, inclusive.

NOTE :—£ Egyptian = \$4.94. Kilog = 2.204 lbs. Cantar = 99.05 lbs. Hectol = 21.99 galls.

Articles.	1904.		1905.		1906.		1907.		1908.	
	Quantity.	Value. £ Egyptian.	Quantity.	Value. £ Egyptian.	Quantity.	Value. £ Egyptian.	Quantity.	Value. £ Egyptian.	Quantity.	Value. £ Egyptian.
Beans.....	759,433	253,204	418,559	159,842	23,689	11,462	41,249	19,645	19,553	9,783
Corn : Wheat	52,254	22,048	49,908	24,106	46,237	23,165	49,207	23,524	44,689	27,048
Maize	27,726	8,136	10,031	3,434	7,500	3,022	32,605	11,861	19,455	7,872
Cotton	5,912,953	16,702,722	6,527,082	15,806,440	6,696,567	20,528,002	6,859,220	23,597,844	6,348,475	17,091,663
Cotton-seed	5,794,630	1,520,145	6,899,460	1,714,011	7,312,397	2,180,632	7,813,699	2,555,067	7,408,475	2,470,996
Hides and skins, untanned	3,103,188	105,665	2,062,628	103,782	2,607,424	134,821	2,242,565	126,630	2,282,162	115,469
" tanned	282,657	19,430	290,299	23,914	268,651	20,728	214,241	16,534	234,405	18,719
Oilcake	72,935	224,296	67,114	214,764	74,454	238,293	66,015	211,251	97,426	215,765
Onions	79,267	265,264	112,384	393,349	80,597	217,030	64,999	162,555	79,574	198,962
" 1,000 Kilogs.	1,722	4,026	1,737	4,084	2,270	5,431	1,434	3,093	1,571	3,285
Rags.....	22,961,000	238,557	30,756,000	399,996	4,760,840	43,199	4,176,958	37,671	3,918,575	50,016
Sugar (from the cane)	620,476	494,964	702,813	590,047	465,863	491,894	491,894	393,509	456,258	364,997
Tobacco : Cigarettes	1,347,724	91,232	1,728,056	129,369	2,144,483	120,314	1,857,233	103,976	1,193,056	53,646
Wool, raw										
Total value of principal and other articles exported.....		20,811,040		20,360,283		24,877,000		28,013,000		21,316,000

VALUE of the Total Imports for Consumption and Exports of Domestic Produce (Merchandise only) from and to each Principal Country during the Years ended December 31, 1904 to 1908, inclusive.

NOTE:—Franc=19·3 cents.

IMPORTS.				COUNTRIES.		EXPORTS.				
1904.	1905.	1906.	1907.	1908.		1904.	1905.	1906.	1907.	1908.
Franks.	Franks.	Franks.	Franks.	Franks.		Franks.	Franks.	Franks.	Franks.	Franks.
523,500,000	592,500,000	750,500,000	883,200,000	792,900,000	United Kingdom	1,213,900,000	1,256,200,000	1,294,200,000	1,368,800,000	1,179,600,000
223,800,000	216,300,000	243,700,000	290,600,000	273,100,000	Algeria	314,900,000	326,800,000	353,400,000	392,700,000	399,000,000
252,100,000	259,700,000	281,800,000	287,300,000	257,800,000	Argentine Republic	73,300,000	87,700,000	114,000,000	110,800,000	111,600,000
83,200,000	108,300,000	120,600,000	179,000,000	128,200,000	Australia	8,300,000	7,300,000	7,800,000	8,100,000	7,900,000
68,200,000	72,300,000	76,700,000	81,700,000	70,300,000	Austria-Hungary	37,100,000	30,600,000	36,700,000	45,000,000	42,400,000
306,400,000	312,900,000	377,000,000	426,600,000	449,500,000	Belgium	677,700,000	763,700,000	803,600,000	860,000,000	749,200,000
383,800,000	103,200,000	124,500,000	110,300,000	114,500,000	Brazil	40,500,000	42,800,000	54,600,000	63,800,000	48,100,000
					British Colonies in America					
4,681,000	6,391,000	7,310,000	6,334,000	8,006,000	Canada	5,315,000	6,856,000	9,110,000	13,381,000	11,946,000
14,716,000	14,509,000	15,300,000	14,465,000	14,194,000	Other	3,485,000	1,444,000	1,490,000	1,219,000	697,000
242,700,000	245,800,000	300,800,000	360,000,000	263,400,000	British India	25,900,000	26,900,000	21,300,000	25,800,000	18,000,000
16,700,000	13,400,000	21,100,000	22,300,000	20,800,000	British Possessions in Africa	6,000,000	5,900,000	9,200,000	7,600,000	7,300,000
3,000,000	200,000	400,000	400,000	1,000,000	B. Possessions in Mediterranean	3,200,000	4,000,000	4,300,000	4,100,000	3,700,000
5,700,000	5,800,000	7,000,000	11,600,000	4,000,000	Bulgaria	2,100,000	3,000,000	2,100,000	7,300,000	4,100,000
62,800,000	76,300,000	85,600,000	83,200,000	103,400,000	Chile	14,300,000	23,900,000	28,700,000	31,200,000	20,400,000
178,400,000	162,700,000	178,300,000	212,200,000	138,000,000	China	7,900,000	14,200,000	17,700,000	19,700,000	9,700,000
7,500,000	5,700,000	5,800,000	6,800,000	4,400,000	Colombia	21,200,000	14,000,000	12,500,000	15,700,000	13,700,000
		3,443,000	6,471,000	7,041,000	Congo—French			2,695,000	5,135,000	2,633,000
3,400,000	5,500,000	5,600,000	4,300,000	5,983,000	Cuba	3,000,000	8,500,000	8,500,000	10,600,000	8,498,000
1,700,000	2,000,000	2,500,000	1,700,000	1,100,000	Denmark	16,100,000	18,400,000	13,100,000	20,200,000	20,400,000
53,100,000	51,400,000	66,900,000	70,200,000	55,300,000	Egypt	36,900,000	44,600,000	62,200,000	65,100,000	52,600,000
47,900,000	51,900,000	59,300,000	60,000,000	82,300,000	French Indo-China	61,600,000	73,600,000	60,700,000	81,300,000	70,100,000
21,300,000	21,000,000	21,700,000	22,300,000	24,100,000	Free Zones	40,200,000	42,200,000	48,300,000	54,000,000	55,500,000
2,500,000	2,700,000	3,900,000	4,600,000	8,200,000	French Guinea	11,500,000	9,500,000	9,000,000	10,300,000	9,000,000
11,500,000	13,200,000	14,800,000	15,600,000	16,300,000	Guadaloupe	8,300,000	8,100,000	9,200,000	9,600,000	9,900,000
428,800,000	477,200,000	583,400,000	638,200,000	607,500,000	Germany	555,300,000	628,800,000	640,300,000	649,700,000	617,100,000
17,100,000	9,000,000	9,000,000	9,600,000	8,100,000	Greece	12,600,000	13,600,000	15,500,000	13,200,000	14,300,000
21,500,000	21,600,000	28,200,000	28,000,000	26,974,000	Havti	5,400,000	4,600,000	6,100,000	5,700,000	4,631,000
53,800,000	61,400,000	74,700,000	118,400,000	100,200,000	Holland	50,100,000	54,400,000	52,700,000	58,500,000	56,000,000
151,300,000	153,900,000	181,900,000	194,400,000	164,800,000	Italy	190,100,000	212,500,000	217,100,000	264,000,000	242,100,000
82,500,000	43,600,000	79,800,000	87,500,000	58,700,000	Japan	2,000,000	3,200,000	8,200,000	6,300,000	7,100,000
5,573,000	7,384,000	10,808,000	8,488,000	6,461,000	Madagascar	23,481,000	30,680,000	26,711,000	22,827,000	22,924,000

FRANCE.

VALUE of the Total Imports for Consumption and Exports of Domestic Produce (Merchandise only) from and to each Principal Country, &c.—*Concluded*.

IMPORTS					EXPORTS				
COUNTRIES.									
1904.	1905.	1906.	1907.	1908.	1904.	1905.	1906.	1907.	1908.
FRANCE.					FRANCE.				
10,500,000	13,560,000	15,000,000	15,800,000	17,600,000	9,800,000	9,900,000	10,900,000	11,500,000	10,300,000
14,900,000	20,700,000	24,600,000	24,100,000	23,000,000	37,900,000	31,300,000	37,400,000	47,400,000	32,300,000
7,420,000	11,562,000	20,502,000	10,825,000	8,172,000	13,434,000	14,383,000	15,181,000	15,655,000	22,255,000
26,300,000	43,000,000	43,800,000	55,400,000	57,800,000	2,400,000	2,204,000	2,000,000	2,600,000	3,300,000
23,700,000	34,400,000	37,300,000	34,800,000	32,700,000	2,800,000	4,000,000	4,200,000	5,300,000	7,300,000
9,600,000	14,400,000	16,900,000	13,100,000	10,400,000	4,700,000	4,700,000	7,000,000	10,800,000	6,600,000
12,400,000	9,800,000	16,600,000	12,100,000	22,700,000	400,000	400,000	300,000	400,000	500,000
4,300,000	2,300,000	2,000,000	2,200,000	2,132,000	400,000	500,000	1,800,000	800,000	490,000
8,600,000	8,900,000	11,100,000	8,800,000	8,700,000	19,600,000	23,400,000	26,800,000	28,100,000	23,500,000
14,000,000	12,500,000	11,100,000	12,900,000	21,300,000	7,200,000	7,200,000	7,600,000	6,500,000	6,900,000
21,300,000	32,700,000	40,300,000	64,400,000	46,800,000	6,500,000	5,700,000	7,500,000	8,100,000	8,100,000
213,400,000	274,800,000	302,900,000	270,900,000	294,600,000	42,400,000	58,100,000	65,900,000	57,500,000	72,800,000
4,300,000	3,800,000	4,600,000	5,000,000	3,617,000	200,000	600,000	600,000	1,000,000	973,000
30,920,000	26,076,000	31,843,000	46,375,000	38,043,000	31,941,000	22,121,000	23,340,000	29,357,000	34,850,000
.....	163,000	4,478,000	2,020,000	6,000	14,000	33,000	5,660,000
164,160,000	179,900,000	171,200,000	168,700,000	148,700,000	110,900,000	111,460,000	131,000,000	125,500,000	128,200,000
29,800,000	29,800,000	30,400,000	35,400,000	37,200,000	4,700,000	4,500,000	4,600,000	4,200,000	4,300,000
66,000,000	65,800,000	73,300,000	78,800,000	75,000,000	6,500,000	8,800,000	11,000,000	9,500,000	8,000,000
102,300,000	108,600,000	104,500,000	117,200,000	115,300,000	253,100,000	302,290,000	398,800,000	351,600,000	314,900,000
1,865,000	2,204,000	2,874,000	2,565,000	2,378,000	1,318,000	1,276,000	1,668,000	2,229,000	1,663,000
32,800,000	40,700,000	53,800,000	70,400,000	62,600,000	57,500,000	63,700,000	69,400,000	84,000,000	89,400,000
91,800,000	101,600,000	115,000,000	119,200,000	88,400,000	51,100,000	53,000,000	58,100,000	58,000,000	64,500,000
482,800,000	512,300,000	587,900,000	670,900,000	637,100,000	250,700,000	294,900,000	402,100,000	395,500,000	314,700,000
38,900,000	36,500,000	52,100,000	51,100,000	60,000,000	10,300,000	15,200,000	18,200,000	26,300,000	15,000,000
15,200,000	13,700,000	13,800,000	12,900,000	12,900,000	1,800,000	3,500,000	1,700,000	1,200,000	1,700,000
58,633,000	54,345,000	64,377,000	68,638,000	60,779,000	48,726,000	55,724,000	53,388,000	59,194,000	52,945,000
4,502,300,000	4,778,900,000	5,625,200,000	6,223,000,000	5,640,500,000	4,451,000,000	4,806,900,000	5,267,500,000	5,596,100,000	5,050,700,000
Totals.....					Totals.....				

SESSIONAL PAPER No. 10f

FRANCE.

TOTAL Quantities and Values of the Principal Articles Imported for Consumption (Merchandise only) during the Years ended December 31, 1904 to 1908, inclusive.

NOTE: France = 19 3 cents. Kilogr = 2 204 lbs. Hectolitre = 21 99 galls.

ARTICLES.	1904.			1905.			1906.			1907.			1908.		
	Quantity.	Value.	Quantity.	Value.	Quantity.	Value.	Quantity.	Value.	Quantity.	Value.	Quantity.	Value.	Quantity.	Value.	Value.
Animals.				Franks.		Franks.		Franks.		Franks.		Franks.			
Cattle.....	23,544	5,869,297	27,684	7,435,881	21,009	4,846,426	31,891	5,654,326	69,369	12,935,070					
Horses.....	16,950	11,359,650	17,444	11,351,135	11,529	9,566,250	11,241	7,241,360	12,367	7,053,730					
Sheep.....	1,161,875	30,107,320	953,724	24,188,644	1,045,245	25,002,387	1,184,441	31,121,919	1,372,060	36,810,145					
Swine.....	6,570	284,650	9,263	704,241	10,507	996,492	430,116	41,742,280	262,596	27,139,932					
Arms, powder and ammunition.....		1,790,465		1,790,336		2,117,713		10,590,899		9,954,773					
Beer.....	18,695,212	6,543,324	17,931,741	6,276,110	17,911,657	6,283,630	16,802,262	5,712,759	16,255,582	5,520,898					
Butter.....	4,566,508	12,955,733	4,566,157	13,211,638	5,172,228	15,963,516	6,634,926	19,885,175	5,613,000	16,804,125					
" margarine.....		32,383	51,621	60,083	65,663	72,229	27,979	30,777	23,700	24,905					
Campbor.....	36,385	3,713,217	637,022	3,540,886	776,633	6,116,654	929,143	8,367,290	457,597	2,870,368					
Carrriages.....	625,636	11,298,768		12,257,897		20,759,462		49,724,072		34,000,171					
Cheese.....	18,453,652	33,358,882	19,619,766	36,490,798	20,282,376	40,455,932	20,927,715	43,420,112	22,684,700	45,556,318					
Chemical products:															
Chemical fertilizers.....	66,899,181	4,013,927	76,399,360	4,581,622	94,280,465	5,656,828	96,804,540	5,808,272	111,967,115	6,718,027					
Derived from tar and oils.....	29,079,374	8,704,730	25,610,365	9,724,012	30,270,910	13,115,187	32,252,888	13,587,792	39,204,939	11,625,430					
Nitrate of soda.....	196,209,156	45,128,106	242,628,453	55,804,514	144,190,749	68,373,410	246,920,125	69,137,635	299,389,854	83,829,159					
Salts of ammonia.....	12,179,049	4,507,020	10,433,108	3,495,744	18,011,387	6,089,603	27,699,297	8,601,510	29,900,078	9,330,111					
Sulphate of copper.....	25,747,606	13,131,279	19,582,035	12,758,323	13,931,152	11,284,233	9,290,836	6,968,127	15,965,965	9,100,691					
Sulphate of lime.....	71,177,498	3,658,875	29,153,385	1,457,669	42,877,368	3,490,265	66,287,959	5,303,657	118,213,833	7,092,830					
Other.....		45,248,702		46,061,657		49,774,483		53,348,213		56,382,956					
Coal tar.....	174,112,100	8,337,381	177,469,700	8,426,958	217,437,200	9,132,363	223,829,107	8,953,164	245,876,300	7,868,042					
Coal and coke.....	130,693,395	224,521,676	125,383,072	217,389,926	171,133,229	361,222,655	177,306,037	429,103,628	175,614,846	391,215,242					
Cocoa, raw.....	21,794,482	57,486,509	21,738,340	37,389,915	23,402,755	40,486,796	23,180,414	103,697,529	29,432,132	34,870,885					
Coffee, raw.....	76,290,170	77,812,973	90,985,491	94,624,911	97,843,065	101,756,788	101,570,992	103,692,113	102,761,921	104,303,319					
Colours and paints.....		3,603,481		6,769,550		7,040,873		7,847,390		7,511,619					
Cotton: Raw.....	328,578,043	239,517,146	311,358,967	243,815,300	358,854,811	272,791,100	440,685,619	280,625,290	389,906,402	389,906,402					
Yarn.....	9,850,251	17,142,167	9,824,203	14,825,731	14,825,731	14,825,731	17,312,092	17,412,092	17,412,092	17,412,092					
Manufactures.....		55,525,979		55,525,979		63,080,315		67,151,475		58,602,296					
Dyes, prepared.....		10,981,541		10,981,541		12,502,256		11,008,521		8,867,501					
Earthenware.....	22,819,249	22,819,249		24,399,206		26,006,228		31,477,917		34,608,746					
Eggs.....	16,385,314	24,250,265	16,769,524	24,386,591	18,169,308	28,162,427	24,073,943	37,555,351	20,118,900	31,432,286					

9-10 EDWARD VII., A. 1910

FRANCE.

TOTAL Quantities and Values of the Principal Articles Imported for Consumption (Merchandise only), &c.—Continued.

ARTICLES.	1904.		1905.		1906.		1907.		1908.	
	Quantity.	Value.	Quantity.	Value.	Quantity.	Value.	Quantity.	Value.	Quantity.	Value.
		Francs.		Francs.		Francs.		Francs.		Francs.
Esparto and basket-makers wares, manufactures of :										
Hats.....		6,951,845		8,992,637		12,283,601		12,180,694		10,662,243
Other.....		15,842,407		16,850,047		16,135,808		9,681,776		10,310,432
Feathers.....		47,140,175		53,991,367		61,053,760		64,122,042		78,895,769
Fish.....		54,201,209		55,588,391		60,471,744		67,629,059		70,471,416
Flax, Hemp, Jute and Ramie :										
Raw—Flax..... Kilogs.	53,025,799	55,126,014	91,036,761	80,448,315	93,669,500	87,363,064	91,437,100	82,887,588	105,461,400	79,252,134
Hemp..... "	23,152,293	17,320,170	19,851,647	15,216,986	23,890,400	18,714,057	34,065,500	27,436,102	28,013,300	21,032,050
Jute..... "	87,163,972	43,607,403	86,933,129	52,159,885	97,365,800	68,164,260	115,902,000	69,541,537	92,346,400	46,178,325
Ramie..... "	1,426,721	1,239,829	1,060,011	906,178	1,635,800	1,424,770	1,536,700	1,267,472	1,733,600	1,127,155
Yarns.....		5,475,741		5,886,077		6,254,530		6,119,257		3,403,195
Manufactures.....		9,233,315		8,617,417		9,031,056		9,252,319		8,142,208
Fruits, fresh and preserved.. Kilogs.	174,095,619	44,477,286	152,494,337	36,075,983	162,793,494	38,653,285	185,853,600	42,161,581	183,579,700	39,312,999
Fruits and seeds, oleaginous "	780,744,435	209,723,852	681,912,067	192,592,595	693,674,200	231,209,741	823,527,400	272,793,109	771,302,800	253,689,209
Glass and glassware.....		17,128,359		17,259,917		19,371,004		22,084,665		23,774,517
Grain :										
Barley..... Kilogs.	95,027,200	13,513,596	113,228,600	19,462,787	113,909,600	17,763,433	164,328,900	27,102,623	81,915,400	14,362,087
Pears..... "	35,502,364	5,840,378	28,872,826	5,918,929	30,531,000	6,487,838	33,008,600	7,393,892	27,697,300	6,370,379
Corn..... "	257,090,400	36,642,963	282,413,200	45,186,468	368,270,400	57,082,420	427,657,100	70,566,968	244,352,600	41,888,665
Oats..... "	77,431,300	10,876,211	285,325,000	44,303,303	469,350,800	78,355,149	227,986,400	37,864,426	114,033,800	19,511,485
Pears, chick..... "	28,783,456	8,059,368	29,356,834	8,366,698	21,039,500	3,680,665	27,392,100	7,725,788	13,655,100	3,755,153
Wheat..... "	206,310,700	42,447,759	182,707,300	37,841,636	307,220,900	62,457,971	357,374,200	81,419,652	74,908,500	18,072,201
Other grains..... "	710,300	102,042	352,800	55,566	12,578,200	1,950,696	10,406,100	1,672,463	31,000	5,228
Grain products :										
Bran..... Kilogs.	164,696,077	18,940,049	236,589,176	29,573,647	215,290,400	24,758,396	209,225,000	25,107,000	148,736,900	19,187,060
Flour of wheat..... "	20,639,100	6,539,929	12,522,500	4,366,090	8,703,500	3,067,067	17,535,900	6,237,925	7,274,500	2,689,153
Other flour..... "	764,100	154,655	440,200	101,230	821,000	198,798	972,000	245,581	459,800	117,977
Guano and animal manures "	110,297,799	8,363,055	122,220,967	9,813,984	147,230,565	11,061,528	66,296,100	7,248,090	59,251,900	6,220,773
Guns..... "	5,837,785	7,284,038	5,280,020	6,588,164	5,161,658	6,429,198	5,976,800	7,456,535	6,510,300	7,795,610
Gutta percha : Crude..... "	6,627,458	72,902,038	8,932,605	98,258,655	10,456,758	120,252,717	10,936,980	109,369,830	10,923,278	115,297,697
Manfrs..... Kilogs.		20,120,775		22,103,086		28,712,993		31,617,377		29,969,358
Hair of all kinds..... Kilogs.	3,867,035	13,966,635	3,863,252	14,767,859	3,792,690	14,626,781	3,697,964	13,984,333	3,600,881	12,985,779

FRANCE.

Total Quantities and Values of the Principal Articles Imported for Consumption (Merchandise only), &c. - *Concluded*.

ARTICLE	1901.	1905.	1906.	1907.	1908.
	Quantity.	Value.	Quantity.	Value.	Quantity.
		Franks.		Franks.	
Oils— <i>Cont.</i>					
Vegetable		68,622,853		77,536,883	
Paper and mfrs. oil		49,361,501		53,432,826	
Pearls, fine		13,084,680		8,299,320	
Peltries: Raw	823,730	1,572,060	1,017,308	11,064,200	1,198,300
Prepared and sewn in pieces		19,429,090		25,531,506	
Phosphate, natural	419,560,100	13,001,492	446,722,400	14,315,825	636,549,500
Pyrites	230,097,000	5,522,328	271,683,900	6,846,436	853,290,100
Pyrites		4,776,752		9,135,100	
Resins		41,961,318		39,710,948	
Rice	211,523,032	16,383,513	188,175,029	191,841,700	222,524,100
Shells		12,978,750		17,969,769	
Ships				9,328,470	
Silk: Raw, thrown, waste and cocoons	15,689,228	301,080,112	16,236,710	350,450,000	441,518,155
Twist and yarn		80,444,415		44,749,047	
Manufactures		8,437,680		10,738,765	
Spirits		7,337,426		9,752,904	
Sponges	270,881	140,712	275,541	304,020	293,279
Sugar	393,343	746,277	309,570	962,259	730,341
Foreign		81,185,067		315,849	
French colonial		148,008,100		24,397,585	
Sulphur		15,227,774		13,166,472	
Tallow, lard, &c	17,463,520	12,990,604	22,487,150	105,824,100	19,830,424
Tobacco: Unmanufactured	26,021,751	27,314,860	50,375,726	25,999,823	32,188,894
Manufactured		3,392,085		24,861,163	
Tools		4,326,054		4,019,395	
Toys		14,123,541		5,118,858	
Vegetables: Potatoes	53,932,424	5,647,330	59,854,332	14,543,631	15,445,377
Other, fresh		3,415,649		12,538,653	
Vegetable substances of a medicinal character				97,002,700	
Whalebone, rough	139,615	16,486,920	243,751	4,933,022	67,631,600
		9,578,700		19,979,211	
				13,979,400	
				287,990	
				14,006,838	
				20,140,366	
				14,006,838	
				227,990	
				19,979,211	
				13,979,400	
				287,990	
				14,006,838	
				20,140,366	
				14,006,838	
				227,990	
				19,979,211	
				13,979,400	
				287,990	
				14,006,838	
				20,140,366	
				14,006,838	
				227,990	
				19,979,211	
				13,979,400	
				287,990	
				14,006,838	
				20,140,366	
				14,006,838	
				227,990	
				19,979,211	
				13,979,400	
				287,990	
				14,006,838	
				20,140,366	
				14,006,838	
				227,990	
				19,979,211	
				13,979,400	
				287,990	
				14,006,838	
				20,140,366	
				14,006,838	
				227,990	
				19,979,211	
				13,979,400	
				287,990	
				14,006,838	
				20,140,366	
				14,006,838	
				227,990	
				19,979,211	
				13,979,400	
				287,990	
				14,006,838	
				20,140,366	
				14,006,838	
				227,990	
				19,979,211	
				13,979,400	
				287,990	
				14,006,838	
				20,140,366	
				14,006,838	
				227,990	
				19,979,211	
				13,979,400	
				287,990	
				14,006,838	
				20,140,366	
				14,006,838	
				227,990	
				19,979,211	
				13,979,400	
				287,990	
				14,006,838	
				20,140,366	
				14,006,838	
				227,990	
				19,979,211	
				13,979,400	
				287,990	
				14,006,838	
				20,140,366	
				14,006,838	
				227,990	
				19,979,211	
				13,979,400	
				287,990	
				14,006,838	
				20,140,366	
				14,006,838	
				227,990	
				19,979,211	
				13,979,400	
				287,990	
				14,006,838	
				20,140,366	
				14,006,838	
				227,990	
				19,979,211	
				13,979,400	
				287,990	
				14,006,838	
				20,140,366	
				14,006,838	
				227,990	
				19,979,211	
				13,979,400	
				287,990	
				14,006,838	
				20,140,366	
				14,006,838	
				227,990	
				19,979,211	
				13,979,400	
				287,990	
				14,006,838	
				20,140,366	
				14,006,838	
				227,990	
				19,979,211	
				13,979,400	
				287,990	
				14,006,838	
				20,140,366	
				14,006,838	
				227,990	
				19,979,211	
				13,979,400	
				287,990	
				14,006,838	
				20,140,366	
				14,006,838	
				227,990	
				19,979,211	
				13,979,400	
				287,990	
				14,006,838	
				20,140,366	
				14,006,838	
				227,990	
				19,979,211	
				13,979,400	
				287,990	
				14,006,838	
				20,140,366	
				14,006,838	
				227,990	
				19,979,211	
				13,979,400	
				287,990	
				14,006,838	
				20,140,366	
				14,006,838	
				227,990	
				19,979,211	
				13,979,400	
				287,990	
				14,006,838	
				20,140,366	
				14,006,838	
				227,990	
				19,979,211	
				13,979,400	
				287,990	
				14,006,838	
				20,140,366	
				14,006,838	
				227,990	
				19,979,211	
				13,979,400	
				287,990	
				14,006,838	
				20,140,366	
				14,006,838	
				227,990	
				19,979,211	
				13,979,400	
				287,990	
				14,006,838	
				20,140,366	
				14,006,838	
				227,990	
				19,979,211	
				13,979,400	
				287,990	
				14,006,838	
				20,140,366	
				14,006,838	
				227,990	
				19,979,211	
				13,979,400	
				287,990	
				14,006,838	
				20,140,366	
				14,006,838	
				227,990	
				19,979,211	
				13,979,400	
				287,990	
				14,006,838	
				20,140,366	
				14,006,838	
				227,990	
				19,979,211	
				13,979,400	
				287,990	
				14,006,838	
				20,140,366	
				14,006,838	
				227,990	
				19,979,211	
				13,979,400	
				287,990	
				14,006,838	
				20,140,366	
				14,006,838	
				227,990	
				19,979,211	
				13,979,400	
				287,990	
				14,006,838	
				20,140,366	
				14,006,838	
				227,990	
				19,979,211	
				13,979,400	
				287,990	
				14,006,838	
				20,140,366	
				14,006,838	
				227,990	
				19,979,211	
				13,979,400	
				287,990	
				14,006,838	
				20,140,366	
				14,006,838	
				227,990	
				19,979,21	

9-10 EDWARD VII., A. 1910

FRANCE.

TOTAL Quantities and Values of the Principal Articles of Domestic Produce Exported (Merchandise only) during the Years ended December 31, 1904 to 1908, inclusive.

NOTE:—Franc = 19 3 cents. Kilog. = 2 204 lbs. Litre = 21 99 galls. Hectolitre = 21 99 galls.

ARTICLES.	1904.		1905.		1906.		1907.		1908.	
	Quantity.	Value.	Quantity.	Value.	Quantity.	Value.	Quantity.	Value.	Quantity.	Value.
Animals—		Francs.		Francs.		Francs.		Francs.		Francs.
Cattle.....	48,286	13,243,000	45,826	11,680,000	79,888	18,704,000	52,293	13,307,125	56,768	13,335,841
Horses.....	18,970	19,840,000	21,140	22,979,000	28,314	28,702,000	30,213	29,487,900	25,662	26,085,560
Sheep.....	18,765	463,000	21,666	500,000	34,268	782,000	32,914	872,793	36,771	958,578
Swine.....	71,662	7,055,000	57,635	3,986,000	54,367	4,970,000	27,859	2,418,536	27,812	2,302,204
Animal substances, raw, used in medicines or perfumery.....										
Apparel.....		3,798,246		2,151,674		2,759,327		2,986,882		2,190,904
Arms, powder and ammunition.....		121,476,000		145,178,000		140,929,000		150,378,000		122,975,430
Beer.....	11,831,993	15,383,751		22,653,333		36,638,086		25,017,331		22,140,073
Brandy and other spirits.....	28,023,400	4,752,797	10,246,010	4,098,404	10,291,822	4,116,729	10,321,902	4,128,761	10,347,600	4,139,040
Brushmakers' wares.....	1,298,478	6,817,009	30,652,100	45,898,000	30,549,400	41,241,000	32,078,000	46,127,395	27,966,000	43,134,577
Butter.....	22,608,261	62,192,000	22,580,553	62,946,000	17,829,508	53,972,000	15,716,313	45,095,939	19,936,000	58,430,610
" " margarine.....	4,943,136	4,393,000	5,983,265	6,527,000	6,368,930	7,006,000	4,801,569	5,285,025	5,844,700	6,136,935
Buttons.....	1,023,093	8,184,744	1,160,614	9,284,912	1,220,401	10,739,529	1,137,527	10,010,238	950,046	8,413,205
Candles.....	3,930,571	4,323,628	3,347,463	3,849,582	3,622,254	5,071,156	3,475,686	5,213,529	3,133,300	4,292,621
Carriages—Automobiles.....	7,103,451	11,034,510	10,052,106	10,521,060	13,785,444	137,854,440	14,435,161	144,351,610	12,729,873	127,298,730
Other.....	14,215,161	18,710,730				20,647,398		17,045,126		16,292,337
Casks, empty.....	67,340,787	13,630,048	70,140,202	13,993,969	93,979,799	18,696,900	93,142,990	18,325,010	97,693,100	19,435,150
Cement.....	2,593,083	9,077,891	2,709,459	8,941,214	3,094,019	10,752,687	3,666,247	12,831,865	3,421,309	11,974,582
Cheese.....	9,394,372	15,501,041	10,635,409	17,562,655	10,065,364	20,011,128	11,604,353	23,790,154	11,007,800	20,918,626
Chemical products—										
Chemical manures.....	137,309,608	8,288,576	180,792,897	11,297,574	215,147,192	12,908,832	231,760,043	13,905,601	238,715,300	14,322,918
Crean tartar.....	5,195,904	10,391,808	4,600,318	8,280,572	4,101,660	7,382,988	4,299,279	7,738,702	4,937,900	8,888,220
Extracts for tanning.....	44,432,980	8,886,596	49,179,623	9,855,925	55,564,034	11,112,807	58,872,499	11,774,500	66,343,000	13,268,600
Glycerine.....	7,056,306	7,056,306	7,274,655	5,819,724	5,628,274	5,065,447	7,092,808	6,738,168	6,827,900	6,486,220
Salts of soda.....	43,596,463	4,359,646	52,184,074	5,218,407	46,417,771	6,034,310	65,131,995	8,467,160	62,125,000	8,076,259
Superphosphate of lime.....	157,436,321	9,446,179	189,626,358	11,377,581	189,204,408	17,028,337	198,162,138	17,834,592	200,611,900	14,012,833
Tartar, crude.....	4,372,110	8,088,404	7,313,506	10,604,584	7,197,458	10,436,314	7,827,198	11,349,437	5,282,000	6,602,500
Clocks and parts of.....		8,896,450		9,138,614		9,909,762		10,592,295		9,223,442
Coal, coke, &c.....	13,652,605	21,762,733	20,029,641	32,339,657	16,888,605	32,337,617	14,369,934	34,178,674	13,658,187	29,893,666

SESSIONAL PAPER No. 10f

Colours and paints.	12,931,327	742,963	14,239,162	16,386,829	17,517,626	17,000,748
Corks, wrought.	4,311,225	35,739,633	4,643,519	4,646,767	5,827,589	5,586,676
Cotton—Raw	50,891,439	35,739,633	46,454,987	36,824,300	41,923,300	66,740,186
Yarn	6,807,645	6,731,136	19,300,822	5,422,274	18,873,389	9,701,476
Manufactures.	209,960,759	254,562,871	254,562,871	306,728,410	352,298,533	281,118,874
Dyes and tanning materials.	7,015,991	6,427,823	6,427,823	6,428,115	7,521,066	5,807,045
" prepared	21,513,140	15,630,850	15,630,850	15,098,636	12,205,593	11,190,145
Earthenware and glassware.	74,752,040	81,260,391	81,260,391	75,336,090	89,051,658	80,224,372
Eggs.	16,784,626	8,730,843	14,667,816	14,720,806	21,906,111	13,471,480
" of silkworms	31,971	24,865	25,219	4,539,426	27,607	22,563
Esparto and basket wares,	5,751,780				4,969,260	4,059,510
infrs. of—						
Hats.	7,667,790	452,132	9,504,747	8,914,458	10,618,710	8,617,340
Other	7,215,098		6,807,139	7,596,900	8,053,322	7,155,070
Feathers	42,577,169	2,228,033	26,309,912	29,906,111	1,953,867	47,051,245
Fish	36,859,862		40,053,666	32,716,397	39,998,406	37,659,803
Flax, Hemp, Jute and Ramie—						
Raw	20,920,896	54,036,435	17,099,428	19,477,140	19,944,518	16,711,470
Yarn	37,308,633	21,564,734	41,384,832	51,426,495	58,063,613	43,736,009
Manufactures.	20,509,194	22,046,261	22,046,261	26,395,162	22,613,380	22,613,380
Flowers, artificial	19,622,265	28,573,263	28,573,263	35,832,131	45,683,813	34,472,995
Fodder	12,116,560	280,839,932	19,658,796	22,679,100	291,480,500	17,302,522
Fruits, fresh and preserved.	40,326,000	147,928,161	53,928,000	50,719,160	50,070,753	53,320,251
" and seeds, oleaginous	26,259,987	6,954,195	5,937,064	7,888,722	10,454,370	11,080,987
Furniture.	13,145,750	6,842,263	15,618,901	18,069,329	29,790,900	17,360,011
Glue.	6,833,848	7,161,586	7,603,974	7,538,668	8,984,620	8,857,870
Grain and flour, except malt	12,351,653	47,318,700	14,042,680	14,834,668	20,512,356	24,852,393
Guns and resins.	8,986,085		19,362,898	13,430,523	13,353,062	14,432,922
Gutta percha and India rubber—						
Grude	3,008,510	4,883,548	53,719,028	67,987,236	57,839,300	68,049,353
Manufactures	1,338,012	1,895,432	2,594,678	28,773,613	29,675,349	32,041,608
Hair.	4,363,991	4,251,181	14,471,539	14,487,257	14,064,370	9,679,903
Hides and skins :—						
Raw	43,583,335	49,669,869	128,403,626	140,619,471	113,137,993	107,988,856
Tanned and prepared	10,503,912	10,110,343	133,207,170	122,618,244	106,373,048	102,283,169
Manufactures—						
Boots and shoes	948,072	893,949	13,409,235	13,307,550	12,094,224	10,656,372
Gloves	302,706	313,516	37,308,407	60,248,580	40,991,373	37,575,519
Other	1,088,969	1,251,611	14,189,609	16,477,940	22,647,845	18,426,886
Jewellery	48,251,552	31,544,723	36,545,371	36,545,371	38,478,796	31,975,713
Lucerne and clover seed	18,556,816	18,348,354	9,325,600	13,988,400	16,026,450	15,438,780
Machinery and parts of.	59,616,000	12,232,236	71,254,668	82,322,752	93,970,249	93,283,604
Materials for carving	6,201,659		7,159,168		9,634,501	6,417,683
Meats, fresh, salted or pre-						
served	28,140,707	15,664,246	32,303,543	32,744,728	31,150,519	29,004,700
Medicines, compounded	19,186,211		20,296,524	21,302,241	21,378,406	20,767,600
Metals—						
Aluminium	663,053	925,064	3,006,458	6,263,489	4,193,404	4,953,924
Copper—	6,716,300	4,567,800	1,827,116	3,222,560	1,660,320	1,065,570
Ore.						

SESSIONAL PAPER No. 10f

Other perfumery.....	13,813,075	11,492,111	15,518,973	17,036,889	14,695,420
Potatoes..... Kilogs.	306,649,365	187,473,200	61,500,980	293,206,800	43,391,006
Rags.....	82,582,729	59,489,431	28,120,856	49,081,020	32,937,212
Seed grain (including jar-					
osee, a kind of pea).....	13,403,024	14,630,115	13,766,750	15,324,375	16,713,500
Ships.....	5,303,410	15,096,522	15,350,094	11,273,720	19,286,212
Silk : Raw, cocoons. Kilogs.	135,388,475	7,519,313	172,336,381	197,348,984	133,911,177
Manufactures.....	286,908,201	275,007,339	307,753,397	353,580,965	272,523,001
Small wares..... Kilogs.	1,283,673	31,896,385	40,729,628	55,915,964	50,494,635
Snaps, other than perfumed.....	27,377,372	13,79,295	27,836,853	14,570,868	16,186,060
Stone, building, rough. 100 kilogs.	1,284,865	4,144,593	3,853,353	4,202,487	3,340,663
Sugar : Raw..... Kilogs.	140,817,228	144,696,665	224,258,218	42,855,608	56,093,330
Other.....	148,091,900	56,916,681	50,036,795	50,670,522	53,393,834
Syrup, bonbons and can-					
di-d fruits.....	3,901,665	6,576,967	7,312,760	8,318,253	6,770,240
Tallow, lard, &c.....	35,104,657	21,228,702	23,796,525	29,867,501	22,429,464
Tobacco.....	2,870,007	3,102,299	6,231,039	6,128,974	6,273,227
Tobacco pipes of wood..... Kilogs.	12,588,357	12,398,814	12,349,960	22,853,160	24,854,075
Tools.....	7,415,365	7,997,452	8,040,597	8,519,511	10,473,120
Turpentine, essence of..... Kilogs.	4,432,256	10,382,530	11,657,225	7,876,545	4,541,748
Toys, games, &c.....	87,511,437	10,293,019	87,398,949	96,126,778	71,091,862
Vegetables : Fresh.....	13,699,073	13,175,297	14,421,784	13,199,732	18,718,350
Other.....	54,796,293	52,701,187	55,468,400	50,768,200	74,873,400
Vegetables : Preserved.....	11,488,312	13,765,937	13,889,670	13,867,680	15,205,100
Vegetable substances of a medi-					
cal character.....	11,958,623	14,443,193	15,106,124	17,701,467	14,277,745
Watches.....	3,312,081	2,787,817	4,177,085	3,848,881	2,509,361
Wines.....	210,137,000	247,608,210	196,876,945	228,024,855	196,788,870
Wood : Exotic and boxwood.....	1,642,871	2,605,316	1,913,785	2,059,800	1,153,500
Common.....	53,924,319	53,006,519	58,367,850	67,692,667	62,320,579
Wool : Raw, including					
combed and waste. Kilogs.	260,454,000	250,150,903	273,019,839	266,242,411	228,518,773
Yarn.....	30,882,000	41,471,018	53,339,880	70,149,131	47,628,478
Manufactures.....	211,639,972	193,433,862	223,960,230	245,503,392	196,106,161
Total value of principal and other					
articles of domestic produce ex-					
ported (merchandise only).....	4,451,000,000	4,866,900,000	5,265,500,000	5,596,100,000	5,050,731,000
Value of total exports.....	5,714,500,000	6,302,300,000	6,828,500,000	7,256,100,000	6,620,313,000

GERMANY (Wirtschaftsgebiet.—See Foot Note).

VALUE of the Total Imports for Consumption and Exports of Domestic Produce (Merchandise only) from and to each Principal Country during the Years ended December 31, 1904 to 1908, inclusive.

NOTE:—Mark = 23·8 cents

IMPORTS.					EXPORTS.				
COUNTRIES.					COUNTRIES.				
1904.	1905.	1906.	1907.	1908.	1904.	1905.	1906.	1907.	1908.
Marks.	Marks.	Marks.	Marks.	Marks.	Marks.	Marks.	Marks.	Marks.	Marks.
614,907,000	718,367,000	824,352,000	976,600,000	696,934,000	United Kingdom.....	1,042,435,000	1,067,239,000	1,060,400,000	997,445,000
10,329,000	13,271,000	14,190,000	13,200,000	10,100,000	Africa East, not German.....	5,632,000	7,047,000	7,100,000	6,800,000
6,601,000	11,071,000	11,601,000	15,100,000	16,400,000	" West, and South West, German.....	12,944,000	29,486,000	26,600,000	23,100,000
78,822,000	78,917,000	88,693,000	110,700,000	97,300,000	" Other.....	12,870,000	18,587,000	21,200,000	27,800,000
13,522,000	13,929,000	17,338,000	23,700,000	21,600,000	Algeria and Tunis.....	1,724,000	2,060,000	2,700,000	4,600,000
336,490,000	369,162,000	372,235,000	442,500,000	415,973,000	Argentine Republic.....	102,674,000	170,181,000	179,200,000	146,979,000
702,393,000	752,015,000	809,778,000	812,300,000	751,397,000	Austria-Hungary.....	554,704,000	580,186,000	716,600,000	736,790,000
					Australasia —	42,626,000	46,632,000	61,096,000	57,934,000
128,340,000	156,415,000	175,317,000	228,002,000	185,869,000	Australia.....	4,839,000	4,954,000	5,340,000	5,911,000
1,029,000	1,534,000	1,772,000	1,921,000	1,568,000	New Zealand.....	855,000	1,197,000	899,000	602,000
2,041,000	2,160,000	2,499,000	3,477,000	2,877,000	Other British.....	277,357,000	312,483,000	342,900,000	322,820,000
231,040,000	273,327,000	291,144,000	296,700,000	262,100,000	Belgium.....	3,953,000	4,775,000		
8,519,000	15,284,000	23,304,000	21,500,000	15,700,000	Bolivia.....	56,389,000	71,690,000	104,100,000	84,447,000
156,204,000	171,944,000	188,653,000	196,000,000	198,606,000	Brazil.....	95,869,000	98,636,000	118,900,000	103,600,000
327,760,000	311,145,000	357,656,000	446,000,000	342,200,000	British East Indies.....	23,161,000	21,773,000	24,466,000	20,302,000
9,129,000	9,779,000	9,423,000	9,800,000	7,076,000	" North America.....	26,510,000	34,318,000	32,676,000	32,000,000
27,800,000	35,979,000	35,922,000	45,900,000	43,800,000	" South Africa.....	2,198,000	1,845,000	2,400,000	2,200,000
7,869,000	7,706,000	11,977,000	15,300,000	13,200,000	" West Indies.....	12,391,000	17,015,000	14,400,000	16,291,000
13,682,000	15,283,000	13,336,000	15,100,000	6,291,000	Bulgaria**.....	11,627,000	7,792,000	9,000,000	7,500,000
27,354,000	32,105,000	31,630,000	34,100,000	31,300,000	Central America.....	44,688,000	53,383,000	84,700,000	52,443,000
112,313,000	132,937,000	145,036,000	143,900,000	133,649,000	Chile.....	67,599,000	91,733,000	71,600,000	58,500,000
34,370,000	35,480,000	37,791,000	57,100,000	70,900,000	China, Hong Kong and Macao.....	10,449,000	8,348,000	8,029,000	9,700,000
8,268,000	9,790,000	10,092,000	11,200,000	10,500,000	Colombia (and Panama).....	13,592,000	19,716,000	24,000,000	20,100,000
16,387,000	17,405,000	17,987,000	11,600,000	9,700,000	Cuba and Porto Rico.....	153,448,000	176,304,000	197,262,000	200,641,000
94,313,000	121,740,000	128,168,000	123,000,000	120,933,000	Denmark.....	27,296,000	30,195,000	32,303,000	10,700,000
49,330,000	118,935,000	142,423,000	187,100,000	173,200,000	Dutch East Indies.....	3,570,000	3,680,000	5,100,000	5,000,000
61,411,000	11,603,000	10,670,000	80,400,000	10,100,000	Ecuador.....	32,726,000	30,302,000	36,752,000	30,900,000
365,391,000	10,213,000	65,435,000	84,000,000	63,100,000	Egypt.....	273,903,000	293,294,000	382,685,000	137,903,000
11,909,000	13,652,000	17,225,000	22,200,000	19,954,000	France.....	8,483,000	8,471,000	11,400,000	11,952,000
				118,446,000	Greece.....				

SESSIONAL PAPER No. 10f

[illegible]

*Including British Guiana and British Honduras.

months, January and February, 1906, only.

Note:—The statistics which prior to March 1, 1906, related to the "Zollgebiet" or Customs Union now covers the trade of an enlarged area known as the "Wirtschaftsgebiet" or Economic Union in which the Free Ports of Hamburg, Cuxhaven, Bremerhaven and Lauenburg are included. The trade with these ports consequently disappears from the statistics from that date.

9-10 EDWARD VII., A. 1910

GERMANY (Wirtschaftsgebiet, See Foot Note.)

Total Quantities and Values of the Principal Articles Imported for Consumption (Merchandise only) during the Years ended December 31, 1904 to 1908 inclusive.

NOTE:—Mark = 23·8 cts. Kilog = 2·201 lbs.

ARTICLES.	1904.		1905.		1906.		1907.		1908.	
	Quantity.	Value.	Quantity.	Value.	Quantity.	Value.	Quantity.	Value.	Quantity.	Value.
Animals:—Horses.....No.	110,165	90,780,000	134,732	101,300,000	155,924	110,397,000	127,629	92,787,000	119,000	81,847,000
Other....."	335,758	121,389,000	412,846	131,103,000	392,733	125,647,000	299,163	90,961,000	326,896	94,955,000
Bran....." 100 kilograms.	10,104,962	89,126,000	11,194,292	103,180,300	13,592,465	127,623,000	14,169,357	118,864,000	11,303,734	118,479,000
Coal....."	72,990,415	100,706,000	93,996,932	133,667,000	92,537,105	126,496,000	137,215,494	241,779,000	116,615,030	170,725,000
Gum Arabic and gutta percha, crude....."	174,070	109,144,000	213,930	142,294,000	233,550	148,562,000	172,809	114,266,000	166,273	93,115,000
Chemicals, drugs, dyes etc:—Crude:—Saltpetre....."	5,061,719	98,704,000	5,409,158	110,880,000	5,932,178	124,837,000	5,929,467	128,028,000	6,066,569	117,628,000
Resins and gums....."		48,056,000		51,196,000		59,322,000		45,621,000		44,413,000
Tanning materials....."		41,669,000		45,698,000		40,826,000		34,134,000		28,854,000
All other....."		71,339,000		79,777,000						
Prepared:—Chemical elements, bases, acids and salts 100 kilograms.	1,341,442	40,663,000	1,661,825	51,978,000	818,486	26,680,000	2,138,165	49,920,000	2,230,797	51,814,000
Other drugs, etc....."		19,886,000		21,868,000		29,123,000		43,520,000		39,922,000
Turpentine, etc....."		27,104,000		31,058,000		19,417,000		28,253,000		29,169,000
Colours and dyes....."		30,407,000		32,387,000		103,871,000		19,344,000		16,844,000
All other....."								31,630,000		32,619,000
Cocoa, raw....." 100 kilograms.	271,014	32,501,000	296,331	33,018,000	356,819	41,153,000	345,154	52,174,000	343,519	45,156,000
Coffee, raw....."	1,800,927	162,936,000	1,801,661	170,308,000	1,865,287	170,467,000	1,896,246	162,275,000	1,927,909	163,401,000
Copper, raw and scrap....."	1,166,712	140,492,000	1,091,601	160,540,000	1,307,450	235,583,000	1,280,506	246,562,000	1,603,967	137,818,000
Cotton, raw and waste....."	4,515,638	508,111,000	4,580,229	634,072,000	4,221,773	463,575,000	5,038,147	563,485,000	4,746,582	483,727,000
" yarn....."	212,252	66,832,000	198,138	67,271,000	222,749	82,416,000	400,967	140,101,000	259,644	87,770,000
Cotton mfrs:—										
Piece goods (close woven):—Unbleached....."	35,156	12,120,000	31,839	11,910,000	38,217	14,800,000	56,958	23,269,000	39,988	15,003,000
Other sorts....."	14,579	5,778,000	16,640	6,510,000	21,829	9,731,000	23,535	11,965,000	22,909	10,595,000
Lace and embroidery....."		10,142,000		11,208,000		13,658,000		19,783,000		7,921,000
All other....."		12,582,000		15,441,000		17,821,000		9,827,000		13,382,000
Eggs....." 100 kilograms.	1,293,917	111,651,000	1,367,371	121,359,000	1,513,142	153,806,000	1,494,552	149,707,000	1,392,928	136,900,000
Flax....."	139,151	31,925,000	665,991	17,713,000	637,616	52,656,000	721,245	48,062,000	740,912	44,908,000

SESSIONAL PAPER No. 101

Fruits:—		1898	1899	1900	1901	1902	1903	1904	1905	1906	1907	1908	1909	1910	1911	1912	1913	1914	1915	1916	1917	1918	1919	1920	1921	1922	1923	1924	1925	1926	1927	1928	1929	1930	1931	1932	1933	1934	1935	1936	1937	1938	1939	1940	1941	1942	1943	1944	1945	1946	1947	1948	1949	1950	1951	1952	1953	1954	1955	1956	1957	1958	1959	1960	1961	1962	1963	1964	1965	1966	1967	1968	1969	1970	1971	1972	1973	1974	1975	1976	1977	1978	1979	1980	1981	1982	1983	1984	1985	1986	1987	1988	1989	1990	1991	1992	1993	1994	1995	1996	1997	1998	1999	2000	2001	2002	2003	2004	2005	2006	2007	2008	2009	2010	2011	2012	2013	2014	2015	2016	2017	2018	2019	2020	2021	2022	2023	2024	2025	2026	2027	2028	2029	2030	2031	2032	2033	2034	2035	2036	2037	2038	2039	2040	2041	2042	2043	2044	2045	2046	2047	2048	2049	2050	2051	2052	2053	2054	2055	2056	2057	2058	2059	2060	2061	2062	2063	2064	2065	2066	2067	2068	2069	2070	2071	2072	2073	2074	2075	2076	2077	2078	2079	2080	2081	2082	2083	2084	2085	2086	2087	2088	2089	2090	2091	2092	2093	2094	2095	2096	2097	2098	2099	2100	2101	2102	2103	2104	2105	2106	2107	2108	2109	2110	2111	2112	2113	2114	2115	2116	2117	2118	2119	2120	2121	2122	2123	2124	2125	2126	2127	2128	2129	2130	2131	2132	2133	2134	2135	2136	2137	2138	2139	2140	2141	2142	2143	2144	2145	2146	2147	2148	2149	2150	2151	2152	2153	2154	2155	2156	2157	2158	2159	2160	2161	2162	2163	2164	2165	2166	2167	2168	2169	2170	2171	2172	2173	2174	2175	2176	2177	2178	2179	2180	2181	2182	2183	2184	2185	2186	2187	2188	2189	2190	2191	2192	2193	2194	2195	2196	2197	2198	2199	2200	2201	2202	2203	2204	2205	2206	2207	2208	2209	2210	2211	2212	2213	2214	2215	2216	2217	2218	2219	2220	2221	2222	2223	2224	2225	2226	2227	2228	2229	2230	2231	2232	2233	2234	2235	2236	2237	2238	2239	2240	2241	2242	2243	2244	2245	2246	2247	2248	2249	2250	2251	2252	2253	2254	2255	2256	2257	2258	2259	2260	2261	2262	2263	2264	2265	2266	2267	2268	2269	2270	2271	2272	2273	2274	2275	2276	2277	2278	2279	2280	2281	2282	2283	2284	2285	2286	2287	2288	2289	2290	2291	2292	2293	2294	2295	2296	2297	2298	2299	2300	2301	2302	2303	2304	2305	2306	2307	2308	2309	2310	2311	2312	2313	2314	2315	2316	2317	2318	2319	2320	2321	2322	2323	2324	2325	2326	2327	2328	2329	2330	2331	2332	2333	2334	2335	2336	2337	2338	2339	2340	2341	2342	2343	2344	2345	2346	2347	2348	2349	2350	2351	2352	2353	2354	2355	2356	2357	2358	2359	2360	2361	2362	2363	2364	2365	2366	2367	2368	2369	2370	2371	2372	2373	2374	2375	2376	2377	2378	2379	2380	2381	2382	2383	2384	2385	2386	2387	2388	2389	2390	2391	2392	2393	2394	2395	2396	2397	2398	2399	2400	2401	2402	2403	2404	2405	2406	2407	2408	2409	2410	2411	2412	2413	2414	2415	2416	2417	2418	2419	2420	2421	2422	2423	2424	2425	2426	2427	2428	2429	2430	2431	2432	2433	2434	2435	2436	2437	2438	2439	2440	2441	2442	2443	2444	2445	2446	2447	2448	2449	2450	2451	2452	2453	2454	2455	2456	2457	2458	2459	2460	2461	2462	2463	2464	2465	2466	2467	2468	2469	2470	2471	2472	2473	2474	2475	2476	2477	2478	2479	2480	2481	2482	2483	2484	2485	2486	2487	2488	2489	2490	2491	2492	2493	2494	2495	2496	2497	2498	2499	2500	2501	2502	2503	2504	2505	2506	2507	2508	2509	2510	2511	2512	2513	2514	2515	2516	2517	2518	2519	2520	2521	2522	2523	2524	2525	2526	2527	2528	2529	2530	2531	2532	2533	2534	2535	2536	2537	2538	2539	2540	2541	2542	2543	2544	2545	2546	2547	2548	2549	2550	2551	2552	2553	2554	2555	2556	2557	2558	2559	2560	2561	2562	2563	2564	2565	2566	2567	2568	2569	2570	2571	2572	2573	2574	2575	2576	2577	2578	2579	2580	2581	2582	2583	2584	2585	2586	2587	2588	2589	2590	2591	2592	2593	2594	2595	2596	2597	2598	2599	2600	2601	2602	2603	2604	2605	2606	2607	2608	2609	2610	2611	2612	2613	2614	2615	2616	2617	2618	2619	2620	2621	2622	2623	2624	2625	2626	2627	2628	2629	2630	2631	2632	2633	2634	2635	2636	2637	2638	2639	2640	2641	2642	2643	2644	2645	2646	2647	2648	2649	2650	2651	2652	2653	2654	2655	2656	2657	2658	2659	2660	2661	2662	2663	2664	2665	2666	2667	2668	2669	2670	2671	2672	2673	2674	2675	2676	2677	2678	2679	2680	2681	2682	2683	2684	2685	2686	2687	2688	2689	2690	2691	2692	2693	2694	2695	2696	2697	2698	2699	2700	2701	2702	2703	2704	2705	2706	2707	2708	2709	2710	2711	2712	2713	2714	2715	2716	2717	2718	2719	2720	2721	2722	2723	2724	2725	2726	2727	2728	2729	2730	2731	2732	2733	2734	2735	2736	2737	2738	2739	2740	2741	2742	2743	2744	2745	2746	2747	2748	2749	2750	2751	2752	2753	2754	2755	2756	2757	2758	2759	2760	2761	2762	2763	2764	2765	2766	2767	2768	2769	2770	2771	2772	2773	2774	2775	2776	2777	2778	2779	2780	2781	2782	2783	2784	2785	2786	2787	2788	2789	2790	2791	2792	2793	2794	2795	2796	2797	2798	2799	2800	2801	2802	2803	2804	2805	2806	2807	2808	2809	2810	2811	2812	2813	2814	2815	2816	2817	2818	2819	2820	2821	2822	2823	2824	2825	2826	2827	2828	2829	2830	2831	2832	2833	2834	2835	2836	2837	2838	2839	2840	2841	2842	2843	2844	2845	2846	2847	2848	2849	2850	2851	2852	2853	2854	2855	2856	2857	2858	2859	2860	2861	2862	2863	2864	2865	2866	2867	2868	2869	2870	2871	2872	2873	2874	2875	2876	2877	2878	2879	2880	2881	2882	2883	2884	2885	2886	2887	2888	2889	2890	2891	2892	2893	2894	2895	2896	2897	2898	2899	2900	2901	2902	2903	2904	2905	2906	2907	2908	2909	2910	2911	2912	2913	2914	2915	2916	2917	2918	2919	2920	2921	2922	2923	2924	2925	2926	2927	2928	2929	2930	2931	2932	2933	2934	2935	2936	2937	2938	2939	2940	2941	2942	2943	2944	2945	2946	2947	2948	2949	2950	2951	2952	2953	2954	2955	2956	2957	2958	2959	2960	2961	2962	2963	2964	2965	2966	2967	2968	2969	2970	2971	2972	2973	2974	2975	2976	2977	2978	2979	2980	2981	2982	2983	2984	2985	2986	2987	2988	2989	2990	2991	2992	2993	2994	2995	2996	2997	2998	2999	3000	3001	3002	3003	3004	3005	3006	3007	3008	3009	3010	3011	3012	3013	3014	3015	3016	3017	3018	3019	3020	3021	3022	3023	3024	3025	3026	3027	3028	3029	3030	3031	3032	3033	3034	3035	3036	3037	3038	3039	3040	3041	3042	3043	3044	3045	3046	3047	3048	3049	3050	3051	3052	3053	3054	3055	3056	3057	3058	3059	3060	3061	3062	3063	3064	3065	3066	3067	3068	3069	3070	3071	3072	3073	3074	3075	3076	3077	3078	3079	3080	3081	3082	3083	3084	3085	3086	3087	3088	3089	3090	3091	3092	3093	3094	3095	3096	3097	3098	3099	3100	3101	3102	3103	3104	3105	3106	3107	3108	3109	3110	3111	3112	3113	3114	3115	3116	3117	3118	3119	3120	3121	3122	3123	3124	3125	3126	3127	3128	3129	3130	3131	3132	3133	3134	3135	3136	3137	3138	3139	3140	3141	3142	3143	3144	3145	3146	3147	3148	3149	3150	3151	3152	3153	3154	3155	3156	3157	3158	3159	3160	3161	3162	3163	3164	3165	3166	3167	3168	3169	3170	3171	3172	3173	3174	3175	3176	3177	3178	3179	3180	3181	3182	3183	3184	3185	3186	3187	3188	3189	3190	3191	3192	3193	3194	3195	3196	3197	3198	3199	3200	3201	3202	3203	3204	3205	3206	3207	3208	3209	3210	3211	3212	3213	3214	3215	3216	3217	3218	3219	3220	3221	3222	3223	3224	3225	3226	3227	3228	3229	3230	3231	3232	3233	3234	3235	3236	3237	3238	3239	3240	3241	3242	3243	3244	3245	3246	3247	3248	3249	3250	3251	3252	3253	3254
----------	--	------	------	------	------	------	------	------	------	------	------	------	------	------	------	------	------	------	------	------	------	------	------	------	------	------	------	------	------	------	------	------	------	------	------	------	------	------	------	------	------	------	------	------	------	------	------	------	------	------	------	------	------	------	------	------	------	------	------	------	------	------	------	------	------	------	------	------	------	------	------	------	------	------	------	------	------	------	------	------	------	------	------	------	------	------	------	------	------	------	------	------	------	------	------	------	------	------	------	------	------	------	------	------	------	------	------	------	------	------	------	------	------	------	------	------	------	------	------	------	------	------	------	------	------	------	------	------	------	------	------	------	------	------	------	------	------	------	------	------	------	------	------	------	------	------	------	------	------	------	------	------	------	------	------	------	------	------	------	------	------	------	------	------	------	------	------	------	------	------	------	------	------	------	------	------	------	------	------	------	------	------	------	------	------	------	------	------	------	------	------	------	------	------	------	------	------	------	------	------	------	------	------	------	------	------	------	------	------	------	------	------	------	------	------	------	------	------	------	------	------	------	------	------	------	------	------	------	------	------	------	------	------	------	------	------	------	------	------	------	------	------	------	------	------	------	------	------	------	------	------	------	------	------	------	------	------	------	------	------	------	------	------	------	------	------	------	------	------	------	------	------	------	------	------	------	------	------	------	------	------	------	------	------	------	------	------	------	------	------	------	------	------	------	------	------	------	------	------	------	------	------	------	------	------	------	------	------	------	------	------	------	------	------	------	------	------	------	------	------	------	------	------	------	------	------	------	------	------	------	------	------	------	------	------	------	------	------	------	------	------	------	------	------	------	------	------	------	------	------	------	------	------	------	------	------	------	------	------	------	------	------	------	------	------	------	------	------	------	------	------	------	------	------	------	------	------	------	------	------	------	------	------	------	------	------	------	------	------	------	------	------	------	------	------	------	------	------	------	------	------	------	------	------	------	------	------	------	------	------	------	------	------	------	------	------	------	------	------	------	------	------	------	------	------	------	------	------	------	------	------	------	------	------	------	------	------	------	------	------	------	------	------	------	------	------	------	------	------	------	------	------	------	------	------	------	------	------	------	------	------	------	------	------	------	------	------	------	------	------	------	------	------	------	------	------	------	------	------	------	------	------	------	------	------	------	------	------	------	------	------	------	------	------	------	------	------	------	------	------	------	------	------	------	------	------	------	------	------	------	------	------	------	------	------	------	------	------	------	------	------	------	------	------	------	------	------	------	------	------	------	------	------	------	------	------	------	------	------	------	------	------	------	------	------	------	------	------	------	------	------	------	------	------	------	------	------	------	------	------	------	------	------	------	------	------	------	------	------	------	------	------	------	------	------	------	------	------	------	------	------	------	------	------	------	------	------	------	------	------	------	------	------	------	------	------	------	------	------	------	------	------	------	------	------	------	------	------	------	------	------	------	------	------	------	------	------	------	------	------	------	------	------	------	------	------	------	------	------	------	------	------	------	------	------	------	------	------	------	------	------	------	------	------	------	------	------	------	------	------	------	------	------	------	------	------	------	------	------	------	------	------	------	------	------	------	------	------	------	------	------	------	------	------	------	------	------	------	------	------	------	------	------	------	------	------	------	------	------	------	------	------	------	------	------	------	------	------	------	------	------	------	------	------	------	------	------	------	------	------	------	------	------	------	------	------	------	------	------	------	------	------	------	------	------	------	------	------	------	------	------	------	------	------	------	------	------	------	------	------	------	------	------	------	------	------	------	------	------	------	------	------	------	------	------	------	------	------	------	------	------	------	------	------	------	------	------	------	------	------	------	------	------	------	------	------	------	------	------	------	------	------	------	------	------	------	------	------	------	------	------	------	------	------	------	------	------	------	------	------	------	------	------	------	------	------	------	------	------	------	------	------	------	------	------	------	------	------	------	------	------	------	------	------	------	------	------	------	------	------	------	------	------	------	------	------	------	------	------	------	------	------	------	------	------	------	------	------	------	------	------	------	------	------	------	------	------	------	------	------	------	------	------	------	------	------	------	------	------	------	------	------	------	------	------	------	------	------	------	------	------	------	------	------	------	------	------	------	------	------	------	------	------	------	------	------	------	------	------	------	------	------	------	------	------	------	------	------	------	------	------	------	------	------	------	------	------	------	------	------	------	------	------	------	------	------	------	------	------	------	------	------	------	------	------	------	------	------	------	------	------	------	------	------	------	------	------	------	------	------	------	------	------	------	------	------	------	------	------	------	------	------	------	------	------	------	------	------	------	------	------	------	------	------	------	------	------	------	------	------	------	------	------	------	------	------	------	------	------	------	------	------	------	------	------	------	------	------	------	------	------	------	------	------	------	------	------	------	------	------	------	------	------	------	------	------	------	------	------	------	------	------	------	------	------	------	------	------	------	------	------	------	------	------	------	------	------	------	------	------	------	------	------	------	------	------	------	------	------	------	------	------	------	------	------	------	------	------	------	------	------	------	------	------	------	------	------	------	------	------	------	------	------	------	------	------	------	------	------	------	------	------	------	------	------	------	------	------	------	------	------	------	------	------	------	------	------	------	------	------	------	------	------	------	------	------	------	------	------	------	------	------	------	------	------	------	------	------	------	------	------	------	------	------	------	------	------	------	------	------	------	------	------	------	------	------	------	------	------	------	------	------	------	------	------	------	------	------	------	------	------	------	------	------	------	------	------	------	------	------	------	------	------	------	------	------	------	------	------	------	------	------	------	------	------	------	------	------	------	------	------	------	------	------	------	------	------	------	------	------	------	------	------	------	------	------	------	------	------	------	------	------	------	------	------	------	------	------	------	------	------	------	------	------	------	------	------	------	------	------	------	------	------	------	------	------	------	------	------	------	------	------	------	------	------	------	------	------	------	------	------	------	------	------	------	------	------	------	------	------	------	------	------	------	------	------	------	------	------	------	------	------	------	------	------	------	------	------	------	------	------	------	------	------	------	------	------	------	------	------	------	------	------	------	------	------	------	------	------	------	------	------	------	------	------	------	------	------	------	------	------	------	------	------	------	------	------	------	------	------	------	------	------	------	------	------	------	------	------	------	------	------	------	------	------	------	------	------	------	------	------	------	------	------	------	------	------	------	------	------	------	------	------	------	------	------	------	------	------	------	------	------	------	------	------	------	------	------

GERMANY (Wirtschaftsgebiet. See Foot Note.)
 Total Quantities and Values of the Principal Articles Imported for Consumption (Merchandise only) &c. — *Concluded.*

ARTICLES.	1904.		1905.		1906.		1907.		1908.	
	Quantity.	Value.	Quantity.	Value.	Quantity.	Value.	Quantity.	Value.	Quantity.	Value.
		Marks.		Marks.		Marks.		Marks.		Marks.
Woolen yarn..... 100 kilogs.	217,497	89,691,000	210,376	93,393,000	245,864	122,655,000	260,319	138,990,000	294,492	97,478,000
Woolen mfrs.:—										
Cloths and stuffs..... "	17,539	13,619,000	18,980	15,909,000	21,725	21,671,000	20,292	23,808,000	18,083	22,879,000
All other..... "		6,184,000		7,318,000		11,308,000		11,336,000		10,792,000
Total value of principal and other articles imported....		6,354,320,000		7,128,825,000		8,021,900,000		8,746,700,000		7,664,000,000

NOTE:—The statistics which prior to the March 1, 1906, related to the "Zollgebiet" or Customs Union, now cover the trade of an enlarged area known as the "Wirtschaftsgebiet" or Economic Union, in which the Free Ports of Hamburg, Cuxhaven, Bremerhaven and Geestemünde are included. The trade with these ports accordingly disappears from the statistics from that date.

SESSIONAL PAPER No. 10f

GERMANY (Wirtschaftsgebiet. *See* Foot Note.)

Total Quantities and Values of the Principal Articles of Domestic Produce Exported (Merchandise only) during the Years ended December 31, 1904 to 1908, inclusive.

NOTE:—Mark=23·8 cents. Kilog=2·204 lbs.

ARTICLES.	1904.		1905.		1906.		1907.		1908.	
	Quantity.	Value.	Quantity.	Value.	Quantity.	Value.	Quantity.	Value.	Quantity.	Value.
		Marks.		Marks.		Marks.		Marks.		Marks.
Animals: Horses.....	11,491	6,246,000	10,887	6,607,000	6,683	3,790,000	6,926	3,461,000	6,515	2,615,000
Other.....	170,833	11,970,000	133,088	8,786,000	61,537	3,764,000	84,513	5,188,000	63,758	3,733,000
Beer.....	1,205,097	23,262,000	1,308,121	25,545,000	1,301,732	25,719,000	406,399	23,910,000	356,907	21,130,000
Books, maps, engravings, lithographs, &c.....	"	"	"	"	"	"	"	"	"	"
Bustles.....	246,919	169,913,000	248,421	175,855,000	234,189	100,614,000	240,933	94,917,000	246,003	96,921,000
Butter.....	17,778	19,609,000	17,882	19,181,000	20,028	21,164,000	19,601	20,792,000	17,584	15,246,000
Cement.....	8,787	1,875,000	9,149	2,070,000	5,410	1,117,000	6,168	897,000	6,887	984,000
Chemicals, drugs, dyes, &c— Crude.....	6,352,478	16,736,000	6,756,637	17,801,000	7,370,714	19,238,000	6,931,682	20,795,000	5,288,469	14,273,000
Prepared.....	"	57,125,000	"	66,511,000	"	33,319,000	"	31,786,000	"	30,701,000
Potassium (Chloride) &c.....	1,407,654	19,946,000	1,564,341	22,120,000	1,719,943	24,884,000	1,736,736	25,177,000	1,743,454	25,280,000
Other chemical elements bases acids and salts Ethers, drugs, perfum- ery, &c.....	"	100,874,000	"	114,040,000	"	133,712,000	"	139,638,000	"	143,064,000
Indigo.....	87,300	49,313,000	111,648	52,439,000	127,299	66,924,000	163,527	75,326,000	"	77,423,000
Dyes—Aniline and other tar dyes.....	308,307	88,593,000	365,699	100,654,000	424,311	119,023,000	437,159	112,447,000	380,132	99,087,000
All other chemicals, &c.....	"	135,987,000	"	160,796,000	"	180,767,000	"	161,594,000	"	139,847,000
Coal.....	179,967,262	227,319,000	181,569,977	230,984,000	195,599,636	252,515,000	200,614,000	279,692,000	211,907,772	287,478,000
Coke.....	27,168,552	53,502,000	27,610,804	56,634,000	34,153,471	72,512,000	37,930,727	90,365,000	35,733,202	82,804,000
Copper wire.....	98,749	16,118,000	98,831	18,311,000	113,072	23,848,000	125,902	26,488,000	140,125	29,697,000
Copper & brasswares (fine).....	143,124	53,806,000	162,974	63,035,000	108,341	51,900,000	99,877	45,345,000	96,420	36,958,000
Cotton, raw and waste.....	693,233	69,606,000	637,092	53,711,000	442,722	46,121,000	535,456	60,656,000	539,372	57,801,000
" yarn.....	100,578	29,830,000	122,639	34,067,000	121,365	32,073,000	122,540	37,783,000	136,301	36,503,000
Cotton Manufactures— Piece goods (close woven) Unbleached.....	9,272	3,106,000	11,895	4,342,000	28,238	11,768,000	25,736	11,254,000	21,927	8,907,000
Bleached or dressed.....	28,813	11,681,000	32,517	13,097,000	35,696	15,384,000	36,282	17,053,000	30,565	13,449,000

GERMANY (Wirtschaftsgebiet. See Foot Note.)

Total Quantities and Values of the Principal Articles of Domestic Produce Exported (Merchandise only) &c.—*Concluded.*

NOTE:—Mark = 23·8 cents. Kilog. = 2·204 lbs.

ARTICLES.	1904.		1905.		1906.		1907.		1908.	
	Quantity.	Value.	Quantity.	Value.	Quantity.	Value.	Quantity.	Value.	Quantity.	Value.
Cotton Manufactures—<i>Con.</i>		Marks.		Marks.		Marks.		Marks.		Marks.
Piece goods (close woven)— <i>Con.</i>	243,885	95,115,000	268,340	104,653,000	267,902	128,213,000	267,944	124,658,000	217,960	94,813,000
Dyed, printed, &c.... 100 kilograms										
Piece goods (open woven)	20,022	16,389,000	20,037	16,195,000	18,973	9,680,000	3,873	3,008,000	3,313	2,857,000
including curtains, " "										
Hosiery and knitted										
ware	114,317	88,430,000	130,339	98,992,000	121,403	120,913,000	113,849	158,849,000	106,685	130,623,000
Buttons and trimmings										
Lace		19,193,000		18,267,000		3,362,000		477,000		178,000
Embroidery, &c.		40,980,000		51,063,000		40,075,000		37,789,000		31,067,000
		55,007,000		63,833,000		36,565,000		27,927,000		24,617,000
		7,613,000		7,228,000		26,463,000		51,624,000		42,785,000
All other cotton wares	1,632,891	55,619,000	1,619,998	56,755,000	1,693,893	99,421,000	1,772,895	115,338,000	1,556,832	104,097,000
Glass and glass wares.... 100 kilograms	13,377,220	100,578,000	11,413,396	154,628,000	12,439,263	167,261,000	10,779,052	172,916,000	18,033,186	269,293,000
Grain, flour and meal	563,852	166,440,000	631,247	207,257,000	629,275	209,613,000	703,056	216,016,000	707,991	224,652,000
Hides and skins	110,487	45,499,000	103,659	20,698,000	121,114	28,742,000	102,240	18,753,000	124,021	18,942,000
Hops	167,782	51,217,000	177,848	53,997,000	197,429	56,171,000	222,368	61,601,000	195,259	56,577,000
Instruments, musical,	7,995	15,979,000	8,143	16,478,000	12,808	21,195,000	8,509	19,625,000	9,005	19,703,000
" " scientific,										
Iron and steel and wares, of										
Iron pig	2,258,967	11,274,000	3,808,237	20,128,000	4,797,720	30,462,000	2,751,701	19,641,000	2,578,488	16,212,000
Partly wrought:—										
Angle	3,732,481	35,429,000	4,052,092	38,378,000	3,296,905	30,479,000	2,288,157	32,438,000	2,290,833	27,467,000
Rails	2,110,493	18,837,000	2,848,155	27,171,000	3,692,087	38,402,000	4,176,931	50,626,000	3,313,252	37,913,000
Rough bars, ingots, &c.	3,950,895	28,709,000	4,729,430	36,180,000	3,693,586	29,974,000	2,275,357	23,436,000	4,752,070	41,158,000
Iron bars, malleable,	2,986,208	50,177,000	3,233,192	32,700,000	5,323,980	61,913,000	6,078,859	77,315,000	6,498,900	72,291,000
Plates and sheets	2,730,156	32,613,000	2,977,319	35,996,000	2,985,000	41,990,000	3,007,858	52,078,000	3,576,368	51,086,000
Iron wire	2,677,293	33,115,000	3,116,722	39,612,000	3,273,720	50,515,000	3,676,802	54,260,000	3,522,998	52,633,000
Iron wares, coarse	5,064,515	198,973,000	6,109,109	241,369,000	6,519,805	215,013,000	8,012,285	265,437,000	7,649,271	257,501,000
Iron wares, fine:—										
Cycles		21,333,000		29,770,000		49,585,000		67,771,000		57,518,000
Cutlery		25,393,000		29,165,000		33,748,000		26,383,000		22,006,000
Other fine iron wares		127,901,000		124,185,000		152,266,000		167,587,000		142,430,000
Jewellery and fine fancy wares....		151,636,000		176,175,000		212,997,000		184,787,000		153,966,000
Leather, dressed, dyed, .100 kilograms	140,750	113,618,000	165,583	130,391,000	162,220	160,280,000	151,132	152,605,000	175,388	165,709,000

SESSIONAL PAPER No. 10f

Leather, gloves, except gloves, except 100 kilograms	18,655,000	77,954	18,761,000	37,732,000	62,016	30,973,000	64,017	22,429,000
Machinery:	80,839		51,116,000	46,660,000		50,701,000		51,928,000
Locomotives	230,902	303,715	31,148,000	42,801,000	331,897	46,827,000	603,006	71,810,000
Agricultural machinery	135,799	145,624	11,175,000	12,399,000	186,171	12,399,000	196,116	16,093,000
Electrical machinery	134,914	142,721	29,836,000	31,146,000	248,462	44,783,000	305,986	45,417,000
Steam engines	240,214	246,016	18,451,000	215,322	189,248	21,185,000	216,365	29,910,000
Machine tools	14,345,000	292,177	20,448,000	53,584,000	380,513	78,737,000	583,225	77,616,000
Paper of all kinds	1,065,836	1,474,858	75,131,000	1,512,804	1,909,488	100,867,000	1,921,599	97,919,000
Potatoes	2,438,965	1,487,487	14,634,000	1,582,180	1,105,215	6,924,000	1,152,337	7,074,000
Rubber wares	132,561	160,423	63,907,000	195,587	213,361	56,574,000	197,423	53,698,000
Silk manufactures	51,865	161,643	119,412,000	87,830	109,788	215,922,000	92,034	175,986,000
Skins, dressed	29,052	35,923	107,520,000	38,774	51,107	106,528,000	33,309	114,079,000
Spirits of all kinds	161,564	105,139	5,219,000	37,614	452,044	13,155,000	227,720	80,743,000
Sugar:—Raw	3,207,040	3,219,058	63,499,000	5,781,675	3,899,171	71,745,000	3,825,569	113,446,000
Refined	4,597,355	4,205,361	115,170,000	6,337,245	5,241,129	121,511,000	4,529,362	66,794,000
Toys			64,112,000			80,313,000		96,783,000
Wearing apparel	95,912	101,032	150,672,000	101,913	102,848	122,700,000	89,647	175,986,000
Wooden wares, fine			59,368,000			57,915,000		60,848,000
Wood raw	103,685		28,928,000			43,673,000		37,371,000
Woolen yarn	111,957	104,044	63,512,000	97,051	113,219	75,383,000	108,721	66,095,000
Woolen wares:—								
Cloths and stuffs	264,897	257,081	215,913,000	240,449	254,665	223,160,000	231,472	208,224,000
Hosiery			28,806,000			36,591,000		30,682,000
All other			48,917,000			25,430,000		19,803,000
Total value of principal and other articles exported	5,222,810,000		5,731,642,000			6,845,200,000		6,398,500,000

NOTE:—The statistics which prior to March 1, 1906, related to the "Zollgebiet" or Customs Union now cover the trade of an enlarged area, known as the "Wirtschaftsgebiet" or Economic Union, in which the Free Ports of Hamburg, Cuxhaven, Bremerhaven and Geestmünde are included. The trade with these ports accordingly disappears from the statistics from that date.

GREECE.

VALUE of the Total Imports for Consumption and Exports of Domestic Produce from and to each Principal Country during the Years ended December 31, 1903 to 1907, inclusive. (*Including Coin and Bullion.*)

NOTE: Drachma = 19 3 cents.

IMPORTS.					EXPORTS.				
1903.	1904.	1905.	1906.	1907.	COUNTRIES.				
Drachmas.	Drachmas.	Drachmas.	Drachmas.	Drachmas.	1903.	1904.	1905.	1906.	1907.
28,500,000	29,832,000	27,517,000	27,876,417	31,055,947	Drachmas.	Drachmas.	Drachmas.	Drachmas.	Drachmas.
2,485,000	1,517,000	2,657,000	4,034,054	7,360,596	United Kingdom..	21,059,000	24,437,000	37,613,757	32,606,235
19,435,000	20,139,000	19,444,000	16,920,959	19,261,298	America.....	5,010,000	6,441,000	8,776,715	11,290,037
2,892,000	2,176,000	2,276,000	2,226,902	2,334,838	Austria-Hungary ..	10,550,000	7,877,000	11,452,270	11,414,079
385,000	663,000	5,136,000	12,438,210	11,386,592	Belgium.....	5,696,000	2,068,000	3,221,208	3,887,164
11,924,000	10,298,000	634,000	578,728	780,428	Bulgaria.....	130,000	130,000	52,469	127,248
11,483,000	13,078,000	10,101,000	10,198,205	10,802,934	Egypt.....	6,229,000	5,929,000	8,184,955	8,325,717
1,215,000	1,167,000	13,897,000	14,585,943	13,791,677	France.....	8,624,000	7,078,000	8,125,889	7,525,474
5,363,000	7,006,000	1,922,000	1,480,690	1,871,619	Germany.....	6,919,000	7,514,000	10,893,084	10,813,312
2,183,000	2,203,000	6,190,000	6,776,684	6,132,560	Holland.....	6,094,000	7,180,000	11,786,480	10,639,595
30,555,000	27,225,000	27,725,000	26,642,020	24,708,253	Italy.....	3,663,000	4,266,000	5,073,336	8,319,981
375,000	463,000	348,000	405,630	444,226	Romania.....	1,712,000	1,152,000	648,503	457,507
14,207,000	16,396,000	15,538,000	14,008,468	12,783,461	Russia.....	2,691,000	811,000	4,888,037	1,915,013
6,292,000	4,945,000	4,556,000	4,394,810	4,542,367	Switzerland.....	2,000	1,386
137,494,000	137,016,000	141,756,000	144,636,162	149,067,753	Turkey in Europe and Asia	6,581,000	4,516,000	7,116,493	6,168,085
					Other Countries ..	4,285,000	4,289,000	5,691,324	4,130,750
					Totals	90,570,000	83,691,000	123,525,906	117,620,197

SESSIONAL PAPER No. 10f

GREECE.

TOTAL Quantities and Values of the Principal Articles Imported for Consumption during the Years ended December 31, 1903 to 1907, inclusive.

NOTE:—Drachma = 19·3 cents. Oeque = 2·84 lbs. Cub. metre = 35·1 cub. ft.

ARTICLES.	1903.			1904.			1905.			1906.			1907.		
	Quantity.	Value.	Drachmas.	Quantity.	Value.	Drachmas.	Quantity.	Value.	Drachmas.	Quantity.	Value.	Drachmas.	Quantity.	Value.	Drachmas.
Agricultural Implements.....			40,276			37,807			43,502			111,535			158,400
Animals:—															
Horned cattle.....	12,827	2,476,010		13,734	2,610,750		8,479	1,509,900		14,149	2,101,170		6,164	1,286,960	
Horses.....	2,797	1,818,050		4,633	3,011,450		3,185	2,070,250		2,864	1,864,600		1,991	1,294,150	
Sheep.....	80,655	967,860		102,501	1,230,012		106,627	1,279,524		108,111	1,297,332		85,967	1,031,004	
Other.....		534,525			428,571			384,099			724,013			657,949	
Butter.....	169,301	478,610		87,608	248,092		55,707	139,939		81,773	267,025		134,514	436,087	
Charcoal.....	4,376,506	350,120		6,349,768	507,981		5,521,343	441,707		3,878,940	310,315		2,196,567	173,725	
Cheese.....	71,004	157,512		71,366	174,888		73,345	179,284		96,527	266,245		79,167	239,950	
Clothing, cotton, silk and woollen.....	187,557,000	7,438,000		163,052,000	6,522,000		126,846,000	5,074,000		118,647,014	4,745,880		197,859,408	7,914,376	
Coal.....	1,412,000	3,106,000		1,344,000	2,958,000		1,391,000	3,001,000		1,318,688	2,769,244		1,385,640	2,909,844	
Coffee, raw and roasted.....	809,176	2,531,753		725,785	2,218,929		683,792	1,670,957		719,872	1,394,420		701,222	1,878,563	
Colours.....	1,203,575	601,775		910,812	453,406		1,129,341	584,671		1,474,962	1,106,221		1,703,691	1,277,318	
Copper sulphate.....	418,417	422,991		463,018	486,133		453,744	453,547		431,625	502,776		293,622	335,210	
Cottage.....	1,138,000	1,461,000		1,463,000	1,914,000		1,651,000	2,158,000		2,080,008	2,698,523		1,568,431	2,045,278	
Cotton:—Raw.....															
Thread for sewing.....	478,000	1,016,000		599,000	96,365		109,305	289,649		113,589	301,010		120,657	319,741	
Yarn.....															
Manufactures, except clothing.....	1,913,000	9,589,000		2,243,000	11,358,000		2,071,000	10,282,000		2,111,984	10,495,494		2,030,268	10,757,323	
Eggs.....	2,749,450	54,989		4,318,484	86,370		4,793,763	95,874		7,541,297	226,238		8,396,931	251,907	
Firacans.....	6,180	296,045		5,336	246,305		8,507	326,265		24,524	1,107,305		29,693	1,439,185	
Fish, fresh and preserved.....	4,911,000	5,038,000		4,900,000	4,993,000		5,806,000	5,697,000		5,299,671	5,845,819		6,397,912	6,841,371	
Fruits:—Fresh.....	191,146	76,458		138,035	55,214		514,641	205,856		652,957	359,126		527,308	210,923	
Other.....	102,715	321,844		231,982	502,512		222,852	617,905		182,519	516,779		180,215	544,585	
Glass and earthenware.....		1,475,000			2,073,000			2,546,000			2,115,135			1,961,354	
Grain and grain products:—															
Wheat.....	129,962,323	32,475,580		109,130,558	27,282,647		121,902,973	30,475,743		157,889,034	34,735,587		158,491,571	34,868,146	
Other grain.....	6,400,174	1,088,029		2,065,658	453,161		11,976,711	2,638,041		17,132,416	2,912,510		18,611,652	3,163,980	

9-10 EDWARD VII., A. 1910

GREECE.

Total Quantities and Values of the Principal Articles Imported for Consumption, &c.—*Continued.*

ARTICLES.	1903.			1904.			1905.			1906.			1907.		
	Quantity.	Value.		Quantity.	Value.		Quantity.	Value.		Quantity.	Value.		Quantity.	Value.	
		Drachmas.			Drachmas.			Drachmas.			Drachmas.			Drachmas.	
Wheat and grain products— <i>Con.</i>															
Wheat flour.....	1,511,473	604,589		1,151,814	460,725		2,010,172	804,069		7,750,196	3,100,978		4,231,348	1,692,530	
Other flour.....	2,957	2,357		106,082	31,825		3,826	1,146		80,385	24,115		7,876	2,364	
Flour in general.....	9,858	183,132			181,959			170,388			243,213			304,496	
Hides and skins, raw, fresh															
or dried, salted or not....	2,011,000	3,684,000		2,482,000	4,528,000		2,146,000	3,910,000		1,965,101	3,429,170		1,979,912	3,429,427	
Indigo.....	21,294	425,880		26,139	522,580		15,097	301,940		291,560	291,560		11,713	294,260	
Machinery.....	1,962,870	1,664,427		1,460,395	1,705,517		1,508,550	1,556,032		2,418,522	2,461,409		2,039,966	2,861,685	
Medicinal oils.....	90,643	774,336		61,228	527,352		84,965	737,341		64,498	558,082		64,655	566,741	
Metals:															
Brass and bronze.....	39,587	110,842		55,507	161,821		68,727	200,803		106,035	311,191		88,436	249,962	
Copper, ore, scrap, sheets,															
&c.....	143,384	263,875		180,121	373,917		149,529	277,591		146,030	272,343		109,632	292,789	
Iron and steel in bars,															
plates, sheets, &c.....	5,776,167	1,963,311		7,209,820	2,343,495		7,537,145	2,330,310		6,791,892	1,939,226		9,322,193	2,592,703	
Iron pipes, girders, &c....	2,653,127	1,326,563		2,014,285	1,007,143		2,389,325	1,194,662		2,553,905	1,013,562		2,169,330	897,732	
Lead in pigs, bars, &c....	829,136	408,951		541,898	332,234		793,344	515,674		581,695	378,107		872,181	566,919	
Nails, screws, &c.....	627,425	815,652		718,108	993,549		759,263	987,043		662,370	861,081		677,215	880,379	
Wrought iron-ware, not															
polished.....	447,593	1,118,982		598,147	1,495,867		533,604	1,384,160		614,688	1,611,720		650,478	1,626,495	
Oil—Lamp oil.....	249,569	374,263		194,947	292,121		261,955	392,953		219,954	324,931		177,257	265,886	
Olive kernels and all olea-															
ginous substances suit-															
able for the extraction															
of oil.....				10,374,536	2,074,907		14,923,926	2,984,785			1,528,420		10,684,112	2,136,222	
Paper and infus. of.....		3,200,000			3,327,000			3,326,000			3,172,783			3,759,430	
Perfumes.....	11,372	398,020		12,279	429,765		11,227	392,945			372,330		10,367	383,845	
Petroleum and mineral oils.		1,379,000			1,039,000			1,490,000			1,429,634			797,419	
Potash, soda, caustic soda															
and saltpetre.....	2,689,000	743,000		2,807,000	875,000		2,867,000	1,041,000		3,017,065	1,046,296		2,508,488	929,195	
Pulse.....	2,162,678	648,803		1,217,858	365,357		1,466,816	440,045		1,936,278	580,885		2,063,348	799,004	
Quinine.....	3,940	313,200		3,932	316,160		9,600	432,800		10,676	533,800		3,322	176,100	
Rice.....	4,172,891	1,877,660		4,395,322	1,977,894		4,225,525	1,901,486		4,070,639	1,831,787		4,312,911	1,940,809	

SESSIONAL PAPER No. 10f

Needs, oleaginous.....	1,339,906	1,326,951	387,437	147,039	276,595	98,867	587,633	283,115	412,742	171,659
Silk manufactures except clothing.....	15,898	1,127,000	13,512	918,000	14,670	1,077,000	13,267	1,151,615	14,922	1,312,535
Sponges.....	29,564	886,920	10,294	308,820	19,641	589,230	333,007	660,140	29,433	588,660
Sugar.....	6,259,000	2,816,000	5,793,000	2,697,000	6,417,000	2,888,000	6,261,824	2,705,923	6,355,698	2,542,279
Sulphur ore, powder, &c.....	7,418,561	1,117,284	8,663,133	1,299,470	7,893,077	1,483,962	9,299,810	1,394,976	8,161,113	1,224,661
Wine of all kinds.....	1,168,000	385,000	939,000	312,000	1,320,000	578,000	1,485,101	1,017,354	1,282,872	494,253
Wood For building.....	59,282	5,098,000	54,671	4,702,000	70,884	6,096,000	83,377	5,871,355	131,146	7,677,829
Stoves.....	5,868,774	821,619	7,396,656	1,035,532	4,596,110	637,855	1,908,139	981,627	6,415,915	1,253,183
Woollen manufactures ex- cept clothing.....	707,000	4,847,000	803,000	5,437,000	527,000	3,839,000	642,934	4,863,511	751,200	5,496,542
Total value of principal and other articles imported.....	137,494,000	137,016,000	111,756,000	144,636,162	149,067,753

GREECE.

Total Quantities and Values of the Principal Articles of Domestic Produce Exported during the Years ended December 31, 1903, to 1907, inclusive.

NOTE:—Drachma = 19·3 cents; Livre = 1·1 lb.; Ounce = 2·84 lbs.; Quintal = 123·2 lbs.; Kilog = 2·204 lbs.

ARTICLES.	1903.		1904.		1905.		1906.		1907.	
	Quantity.	Value.	Quantity.	Value.	Quantity.	Value.	Quantity.	Value.	Quantity.	Value.
Animals, living.....		Drachmas.		Drachmas.		Drachmas.		Drachmas.		Drachmas.
Cheese.....	245,542	317,372	201,764	238,188	315,439	266,288	294,214	419,750	262,418	351,300
Fruits:		331,481		272,387		435,842		647,270		577,319
Currants (Raisins de Corinthe).....	288,260	24,770,000	224,875	28,334,000	225,101	33,540,000	250,442	42,573,232	217,239	39,558,209
Figs.....	251,000	3,069,000	299,000	3,583,000	276,000	3,369,000	253,536	3,863,040	278,588	4,178,820
Fresh fruits.....	1,231,453	246,290	681,361	136,272	525,242	105,048	1,133,995	340,498	1,271,159	381,347
Oranges, citrons, cedrats, &c.....	2,884,505	346,110	3,518,087	422,169	2,959,871	355,185	5,559,582	1,071,916	2,279,674	455,934
Raisins, other, dry.....	20,817,033	2,310,726	3,624,808	507,473	3,798,600	750,720	4,085,473	817,034	753,343	146,668
Hides, raw, fresh or dried.....	830,000	1,428,000	635,000	1,079,000	479,000	814,000	546,901	1,367,232	523,982	1,364,955
Marble.....	1,037	134,810	2,251	292,630	1,881	244,530	1,791	268,650	2,475	371,250
Rough.....										
Wrought.....	151	37,759	1,164	296,000	549	137,250	332	33,000	250	62,500
Mineral ores:										
Argentiferous lead.....	16,043	8,789,000	16,326	8,914,000	10,477	3,720,000	12,508	6,829,368	12,274	6,701,804
Galena.....								5,817,240	1,008	455,616
Hematite.....	80,975	1,255,600	54,000	870,460	46,400	742,400	87,580	1,401,280	63,500	1,016,000
Manganiferous iron.....	273,000	4,404,000	240,000	3,834,000	228,000	3,651,000	396,635	6,346,160	509,332	8,149,312
Zinc (Calamine).....	12,765	2,196,000	10,063	1,731,000	6,454	1,110,000	11,548	2,055,056	30,314	5,214,008
" (Blende).....	1,122	175,632	13,231	2,064,504	11,650	1,817,400	5,030	784,680	3,455	538,980
Oil:—Olive.....	3,308,000	2,971,000	4,626,000	4,163,000	2,389,000	2,150,000	12,415,183	13,656,701	5,925,356	6,517,891
Olive int.....	790,595	395,297	1,060,627	318,188	846,804	254,041	1,895,151	734,660	2,211,400	884,584
Olives.....	3,459,000	1,567,000	3,985,000	1,793,000	2,529,000	1,138,000	3,634,862	2,907,889	4,296,790	3,406,432
Pulse.....	348,195	156,687	626,262	1,291,695	774,188	338,384	1,228,597	614,298	121,338	60,669
Resin.....	445,280	133,584	848,969	254,690	1,771,173	331,351	1,804,294	360,858	1,955,236	391,047
Silk, raw.....	131,347	2,048,567	134,692	2,035,135	136,957	2,282,030	135,590	3,261,412	169,537	3,989,429
Spirits:—Alcohol.....	80,013	144,023	139,310	286,758	156,168	281,102	351,987	809,688	588,458	1,076,916
Cognac.....	365,000	1,098,000	342,000	1,027,000	304,000	1,091,000	419,478	1,258,434	517,888	1,643,664
Sponges.....	35,000	706,000	8,000	159,000	30,000	500,000	37,439	935,375	38,611	963,275
Tobacco leaf.....	4,443,000	5,443,000	5,415,000	6,964,000	4,616,000	6,157,000	6,271,837	9,848,467	5,292,170	5,372,186
Wine in cask.....	265,000	2,250,000	142,000	1,559,000	174,000	1,917,000	111,151	1,067,265	136,804	1,915,256
Total value of principal and other articles exported.....	35,133,000	9,843,000	35,723,000	10,003,000	20,829,000	5,832,000	21,427,000	7,499,000	20,536,301	7,187,705
		83,924,000		90,570,000		83,691,000		123,525,906		117,620,197

SESSIONAL PAPER No. 10f

HAWAII.

VALUE of the Total Imports and Exports from and to each Principal Country during the Years ended June 30, 1905 to 1909, inclusive.

IMPORTS.					COUNTRIES.		EXPORTS.				
1904-5.	1905-6.	1906-7.	1907-8.	1908-9.			1904-5.	1905-6.	1906-7.	1907-8.	1908-9.
¢	¢	¢	¢	¢			¢	¢	¢	¢	¢
305,879	424,976	483,341	481,269	303,089	United Kingdom.....		810	5,512	14,230	2,073	2,583
151,987	262,594	310,574	350,110	327,043	Australia.....		5,299	7,348	10,236	2,787	7,194
18	6,806	3,572	26	7,112	Belgium.....						
347,782	415,131	664,440	707,449	605,326	British East Indies.....						
16,172	22,501	47,392	26,093	17,107	Canada.....						
448,278	448,608	325,637	360,754	385,104	Chile.....		11,483	15,303	14,444	15,625	35,383
4,419	2,309	4,129	8,007	14,619	China.....		1,001	2,778	3,600	3,865	
14,967	3,732	14,210	31,479	14,392	France.....						25
544,534	171,497	348,667	310,134	272,243	Germany.....		1,324	391	340	5,180	3,794
408	1,172	149	335	360	German Oceania.....		2,814	393	431	453	307
17,4129	245,241	296,975	324,107	279,749	Hong Kong.....		9,016	2,004	994	8,881	2,934
5,403	1,366	382	2,730	3,530	Italy.....					5,305	
962,651	1,247,470	1,557,441	1,874,670	1,722,796	Japan.....		21,909	20,080	141,240	541,554	15,011
2,768	3,429	5,676	3,917	3,658	Netherlands.....						
3,545	3,890	3,919	1,292	880	Spain.....						
11,753,180	12,036,675	14,435,725	15,438,155	17,713,324	United States.....		26,112,655	26,882,199	29,071,813	41,640,505	40,436,945
29,324	8,557	85,205	199,997	70,230	Other Countries.....		5,885	2,504	13,399	11,917	16,921
14,768,144	15,311,917	18,587,434	19,730,554	21,746,898	Totals.....		36,171,596	26,938,512	29,301,727	42,238,145	40,521,097

HOLLAND (Netherlands).

VALUE of the Total Imports for Consumption and Exports of Domestic Produce from and to each Principal Country during the Years ended December 31, 1904 to 1908, inclusive. (*Including Coin and Bullion.*)

NOTE:—Guilder = 40 2 cents.

IMPORTS.				COUNTRIES.				EXPORTS.			
1904.	1905.	1906.	1907.	1908.	1904.	1905.	1906.	1907.	1908.		
Gulden.	Gulden.	Gulden.	Gulden.	Gulden.	Gulden.	Gulden.	Gulden.	Gulden.	Gulden.		
252,748,000	263,851,000	308,471,231	324,519,748	295,884,973 United Kingdom	409,668,000	465,897,327	445,781,112	189,948,571		
268,000	268,000	336,120	529,670	770,170 Africa, East Coast	1,917,000	1,086,628	1,163,238	4,078,473		
7,669,000	5,540,000	5,509,295	6,334,523	6,831,008 " West Coast	6,588,700	5,475,101	6,290,459	6,870,673		
	3,577,000	4,353,348	4,353,862	4,273,573 Algeria	272,000	215,713	614,231	392,806		
63,651,000	75,773,000	42,633,285	77,574,273	85,324,353 Argentine Republic	8,380,000	14,602,534	14,312,185	9,564,197		
5,428,000	1,712,000	5,360,424	5,211,885	2,687,385 Austria-Hungary	1,404,000	923,868	1,711,728	1,707,569		
	8,843,000	5,800,805	5,176,476	4,829,454 Australasia	835,000	933,920	925,405	1,782,353		
258,813,000	283,956,000	264,095,444	285,528,249	270,899,286 Belgium	227,191,000	260,033,425	284,992,456	280,504,026		
10,387,000	17,016,000	26,375,893	28,382,010	44,609,524 Brazil	1,703,000	65,954	1,319,142	1,386,252		
70,354,000	64,822,000	58,784,737	61,736,379	73,641,311 British India	2,664,000	2,467,677	2,612,784	1,511,513		
2,888,000	784,000	1,148,491	409,244	2,898,090 " North America	448,000	509,753	664,743	679,816		
		9,750		316,990 Cape of Good Hope	403,000	324,064	197,208	196,461		
		18,809,806	18,671,974	18,908,471 Chile	515,000	569,283	910,799	178,325		
		1,787,175	4,741,109	5,626,044 China	3,406,000	3,746,154	1,652,882	1,710,615		
		1,628,042	1,208,793	2,063,908 Cochin-China	1,000			654,161		
		1,480,652	2,556,540	2,063,908 Colombia, Ecuador & Venezuela	879,000	362,451	958,925	79,537		
		2,610,186	4,118,407	4,118,407 Cuba	1,221,000	35,380	49,055	3,084,980		
		3,144,272	4,246,694	1,621,062 Egypt	12,182,000	13,616,850	13,020,435	11,157,136		
		459,077	986,713	1,006,975 Denmark	4,129,000	4,398,889	4,983,460	4,793,671		
		827,580	949,712	34,331,477 Dutch Guinea	14,868,000	14,990,065	14,127,899	15,918,104		
		35,404,971	33,978,819	691,675,720 France	1,065,273,000	1,058,944,235	1,160,000,907	1,082,106,850		
		615,536,395	600,614,646	24,931,340 Germany	2,343,000	1,839,139	1,964,977	2,583,212		
		21,634,881	24,931,340	24,931,340 Greece	11,413,000	12,247,205	15,274,858	17,424,530		
		6,234,491	7,170,767	8,098,350 Italy	37,900	804,516	339,894	566,211		
		687,107	326,216	837,752 Japan	70,477,000	67,582,201	82,158,504	89,192,594		
		337,158,223	436,872,895	405,333,798 Java and Madura	10,324,000	9,442,361	10,601,675	11,037,969		
		20,361,961	22,819,706	19,490,220 Norway	1,000		71,299	20,011		
		31,156	506,439	234,249 Peru and Bolivia	4,910,000	5,540,875	4,894,246	6,330,511		
		7,233,619	5,963,703	7,394,135 Portugal						
		7,233,619									
								</			

SESSIONAL PAPER No. 10f

44,730,000	76,123,000	70,645,694	71,735,556	59,231,046	Romania	4,452,000	4,211,000	2,216,410	3,416,508	4,686,974
333,106,000	318,959,000	246,187,963	209,031,819	280,161,416Russia.....	10,642,000	12,044,000	10,084,912	12,086,536	13,138,988
51,473,000	61,984,000	71,337,964	81,274,415	70,465,309Spain.....	5,416,000	6,648,000	6,868,470	6,474,859	6,134,888
22,300,000	36,813,000	42,054,696	37,242,087	45,758,990Sweden.....	11,104,000	12,317,000	11,918,419	12,489,959	11,816,198
7,335,000	5,974,000	5,997,824	8,415,356	7,184,767Turkey.....	13,297,000	10,269,000	11,246,767	13,635,359	15,290,819
232,244,000	240,665,000	314,986,014	294,379,792	322,268,837United States.....	96,746,000	81,347,000	86,180,891	86,598,391	81,176,757
17,124,000	3,265,000	4,223,150	3,266,082	17,309,752Other Countries.....	15,290,000	1,980,000	2,620,411	2,456,402	2,631,586
2,419,525,000	2,583,523,000	2,523,468,092	2,671,698,498	2,823,740,015Totals.....	1,985,587,000	1,993,764,000	2,083,945,696	2,212,141,046	2,481,056,800

NOTE.—A large quantity of goods which are free of Import duty are entered for *Home Consumption* although *really in transit*. Such goods when leaving the country are included in the statistics of Exports of Domestic Produce.

9-10 EDWARD VII., A. 1910

HOLLAND (Netherlands.)

Total Quantities and Values of the Principal Articles Imported for Consumption (*see foot note, page 257*) during the Years ended December 31, 1904 to 1908, inclusive.

NOTE: -Gulden = 40·2 cents. Kilog. = 2·204 lbs. Litre = 21·99 galls.

ARTICLES.	1904.		1905.		1906.		1907.		1908.	
	Quantity.	Value.	Quantity.	Value.	Quantity.	Value.	Quantity.	Value.	Quantity.	Value.
		Gulden.		Gulden.		Gulden.		Gulden.		Gulden.
Apparel, wearing	35,209,000	9,154,000	36,232,000	9,284,000	39,135,355	11,991,318	43,138,178	11,428,980	40,470,187	12,291,235
Ashes, pot, pearl, soda, &c.						9,968,575		10,876,999		10,322,820
Books						3,727,787		4,105,392		4,290,650
Borax					3,813,683	3,803,318	4,284,394	4,226,838	4,809,799	4,793,418
Carpets						4,588,243		4,451,999		3,676,533
Cheintals						9,313,438		9,716,460		10,702,010
Coal	7,026,000	70,258,000	8,122,000	81,225,000	8,119,416	81,194,163	9,145,737	91,457,368	8,134,967	81,349,670
Coke					222,563,481	1,112,817	201,085,556	1,005,427	226,909,207	1,134,546
Cocoa					22,454,688	12,922,245	22,809,800	12,783,658	26,881,319	15,383,766
Coffee, raw	87,928,000	38,686,000	93,552,000	41,163,000	115,997,790	51,039,028	117,856,960	51,857,063	119,058,719	52,885,828
Copra					47,689,436	17,168,197	52,632,618	18,947,742	71,432,066	23,715,536
Cordage, rope, &c.					7,101,073	4,260,764	7,199,180	4,319,508	6,098,111	3,658,920
Cotton: Raw	44,034,000	26,420,000	45,537,000	27,322,000	45,236,330	27,141,798	53,188,544	31,913,126	52,726,381	31,635,840
Cotton: Yarn		28,529,000		33,764,000		37,147,844		43,590,077		39,015,999
Manufactures		14,700,000		17,250,000		18,830,827		16,889,523		16,446,652
Drugs, &c.: Caoutchouc					3,714,900	7,428,800	3,693,547	7,387,094	2,958,641	5,917,200
Cocoanut oil					7,629,188	3,814,594	7,393,487	3,696,743	10,465,374	5,232,800
Peruvian bark					6,384,249	255,369,960	8,414,298	336,571,920	7,578,524	303,140,960
Sago, raw					1,975,319	434,570	4,245,238	933,972	7,989,434	1,757,778
Tapoca					9,125,489	2,737,647	18,144,066	5,443,220	16,552,797	4,965,810
All other						11,050,841		13,601,103		12,800,624
Dye stuffs		18,670,000		17,523,000		21,199,208		25,586,613		23,423,623
Earthenware						5,539,048		5,341,745		4,759,869
Fish						3,649,017		3,126,980		2,815,190
Fruits						3,693,794		3,939,094		4,133,755
Furniture						3,337,676		3,247,982		2,903,600
Glass and glassware						5,275,437		5,103,149		4,771,698
Glycerine					2,132,391	959,576	3,897,849	1,754,632	4,810,371	2,104,680

SESSIONAL PAPER No. 10f

Grain and grain products—		521,865	41,749,000	542,216	43,377,000	605,747	48,150,752	547,930	43,834,393	643,627	51,490,128
Barley	1,000 kilograms					22,077	1,876,516	26,348	2,231,398	26,563	2,257,873
Bears	"					25,513	7,654,011	23,988	7,196,343	22,573	6,717,680
Buckwheat	"					13,894	1,328,349	15,281	1,680,912	16,926	1,861,838
Corn	"					642,783	41,780,880	741,516	48,198,553	641,669	41,708,502
Flour—Rye	"					55,870	16,760,938	38,952	11,683,486	51,619	15,483,640
Wheat	"					200,352	60,285,570	169,714	50,914,246	195,627	58,688,130
Other	"					14,928	4,478,378	13,575	4,072,444	16,183	4,854,780
Malt	"					386,369	30,909,495	45,785	3,662,808	303,371	24,263,680
Oats	"					35,788	2,863,658	45,785	3,662,808	50,720	4,061,608
Pease	"					53,300	5,329,980	27,981	22,374,453	303,371	24,263,680
Rice	"					252,237	75,670,965	42,741	4,274,168	43,930	4,343,020
Rye	"					514,460	46,301,420	252,237	75,670,965	299,631	80,703,300
Wheat	"					1,211,275	137,465,696	1,461,535	130,007,340	374,518	33,703,665
Gutta-percha	"						6,429,723		12,108,672	1,092,962	12,083,999
Haberdashery	"						11,540,634		8,106,044	3,964,361	11,879,643
Hair	"						6,612,042		8,106,044	7,650,760	
Hemp and flax—	Kilogs										
Flax, raw	"					1,899,298	1,329,508	1,743,282	1,220,297	920,409	644,280
Hemp, raw	"					37,426,808	14,976,723	36,128,502	14,451,401	39,688,323	15,875,360
Yarn	"						3,273,275		3,466,501		3,731,160
Manufactures	"						2,074,987		2,578,491		2,008,687
Hides and skins, raw	"						21,804,233		23,107,890		23,905,647
Indigo	Kilogs						10,900,950	1,700,549	10,203,294	1,430,147	8,580,882
Instruments—											
Mathematical, optical, &c.							4,791,696		4,906,530		4,837,757
Musical							13,110,806		12,031,172		1,535,896
Leather and mfrs.											12,959,068
Machinery and locomotives of all kinds											
Mannes											27,359,844
Metals: Copper: Ore	Kilogs										16,695,373
Unwrought	"										53,063,224
Wrought	"										102,180,212
Gold and silver											11,946,633
Iron—											14,903,162
Ore	1,000 kilograms										28,987,896
Pig iron	Kilogs										28,943,325
Bars, bands, hoops	"										82,244,060
Nails and spikes	"										6,614,730
Pipes	"										9,111,275
Rails	"										4,834,500
Wire	"										22,776,425
Other	"										18,729,755
Lead and mfrs of											6,942,452
Steel—											
Bars, hoops, plates Kilogs											74,061,600
Rails	"										29,175,405
Other	"										9,139,787

HOLLAND (Netherlands.)

Total Quantities and Values of the Principal Articles Imported for Consumption, &c.—*Concluded.*

ARTICLES.	1904.		1905.		1906.		1907.		1908.	
	Quantity.	Value.	Quantity.	Value.	Quantity.	Value.	Quantity.	Value.	Quantity.	Value.
		Gulden.		Gulden.		Gulden.		Gulden.		Gulden.
Metals—Copper.										
Tin—Unwrought. . . . Kilogs.	18,907,000	18,907,000	17,255,000	17,255,000	16,008,965	16,008,965	17,956,531	17,956,531	18,491,554	18,491,554
Plates and sheets. . . "	32,610,851	16,305,426	35,721,558	17,800,669	36,129,693	18,004,845
Zinc and alloys of. . . "	17,344,000	18,069,000	18,296,620	19,274,585	17,701,659
Millinery.	4,407,288	4,566,056	4,205,128
Oilcake.	27,481,677	31,096,457	34,083,093
Oil of Vitriol. Kilogs.	67,987,488	8,060,499	70,682,114	8,481,854	53,691,907	6,683,028
Oils—Cotton seed.	18,926,507	5,677,970	20,784,640	6,235,392	20,900,197	6,270,059
Mineral.	180,934,000	12,918,000	188,629,000	13,505,000	200,003,676	14,545,045	199,189,552	14,502,496	196,553,941	14,385,286
Palm.	25,208,000	12,694,000	28,410,000	14,205,000	25,878,926	12,939,463	22,796,942	11,308,471	21,444,870	10,722,400
Train or whale. . . . "	6,355,099	1,715,877	6,218,523	1,679,001	7,136,214	1,926,801
Paints and colours—										
White lead.	10,363,186	2,590,796	10,424,050	2,606,013	10,118,115	2,529,500
Zinc white.	9,051,622	2,262,906	9,695,588	2,423,897	8,961,449	2,240,400
Palm kernels.	23,241,765	2,739,012	37,501,178	4,500,141	33,948,119	4,265,784
Paper.	7,856,963	8,224,109	8,052,788
Potato meal. Kilogs.	26,876,288	8,062,886	23,449,101	7,034,730	23,014,715	6,904,410
Provisions—										
Butter.	2,554,118	2,553,068	1,511,918	1,511,814	1,093,399	1,090,911
Cheese.	290,451	97,158	307,066	100,912	278,275	91,193
Eggs.	9,043,177	4,069,429	7,101,597	3,195,719	8,912,461	4,010,625
Lard.	38,497,611	15,399,044	35,034,578	14,013,531	41,653,437	16,661,500
Margarine.	46,844,000	21,080,000	52,047,000	23,421,000	56,210,124	25,497,724	41,963,575	19,015,441	33,373,530	15,268,445
Meat.	4,396,294	2,352,698	2,002,397
Rags.	11,828,627	13,733,323	15,328,104
Resin. Kilogs.	36,509,199	2,926,736	41,240,899	3,239,272	44,819,290	3,585,536
Seeds—										
Linsed.	28,168,058	252,300,913	30,276,110	294,932,553	35,391,888
Other.	20,427,574	11,822,678	15,123,354
Spirits including liquors.	10,199,773	8,930,343	3,572,137	7,987,179	3,194,871
Starch. Kilogs.	14,381,805	4,314,542	14,014,084	4,294,225	13,657,549	4,097,280
Stone—										
Paving.	141,031,000	56,412,000	169,427,000	67,771,000	182,658,118	73,063,247	156,511,115	62,604,446	197,009,081	78,803,640

SESSIONAL PAPER No. 10f

Other.....						10,435,792			9,562,286			9,174,717
Sugar—												
Raw..... Kilogs.	86,149,000	30,152,000	68,070,000	23,824,000	46,422,156	16,247,755	79,318,147	27,771,851	54,985,489			19,244,922
Other.....						6,639,454		6,813,612				7,061,005
Tallow..... Kilogs.						15,140,314	50,613,328	15,690,132	46,596,362			14,414,722
Tea.....	3,989,000	9,972,000	4,123,000	10,309,000	4,325,984	10,839,960	4,174,326	10,435,815	4,642,114			11,605,278
Tobacco—												
Leaf.....	22,807,000	11,380,000	19,165,000	9,559,000	21,043,000	10,521,545	22,674,564	11,337,283	21,646,466			10,823,233
Other.....						507,992		632,910				622,745
Tools and implements						4,688,328		4,621,278				4,066,412
Turpentine..... Kilogs.						4,428,182	9,915,256	4,977,628	12,842,547			6,421,250
Vinegar.....						1,821,892		2,578,863				3,646,863
Wax..... Kilogs.						3,890,924	2,224,216	4,173,818	1,875,328			3,439,479
Wine..... Litres.	10,125,000	4,050,000	11,175,000	4,470,000	10,492,953	4,197,181	10,269,606	4,107,843	9,451,950			3,780,780
Wood.....						92,691,009		89,225,008				109,322,610
Wool—												
Raw, combed and carded Kilogs.	21,752,000	21,687,000	19,736,000	19,055,000	15,777,690	19,151,294	11,487,796	14,519,093	14,024,193			17,839,490
Yarn.....		4,718,000		4,807,000		5,364,176		5,659,057				4,918,286
Manufactures.....		10,814,000		11,180,000		11,899,929		11,563,140				10,932,696
Total value of principal and other articles imported.....		2,419,525,000		2,583,523,000		2,523,468,092		2,671,698,498				2,823,740,015

HOLLAND (Netherlands).

TOTAL Quantities and Values of the Principal Articles of Domestic Produce Exported, &c.—*Concluded*.

ARTICLES.	1904.		1905.		1906.		1907.		1908.	
	Quantity.	Value.	Quantity.	Value.	Quantity.	Value.	Quantity.	Value.	Quantity.	Value.
		Gulden.		Gulden.		Gulden.		Gulden.		Gulden.
<i>Metals—Con.—</i>										
Tin—Unwrought..... Kilogs.	15,970,000	15,970,000	15,970,000	15,970,000	14,806,183	14,866,183	16,362,988	16,362,988	15,595,772	15,595,772
Plates and sheets. "	9,150,617	4,575,324	13,749,367	6,874,684	21,298,801	16,649,450
Zinc and mfrs. of. "	16,736,524	17,241,703	16,506,512
Oilcake..... Kilogs.	33,544,066	6,787,751	33,167,764	7,653,504	31,754,102	7,204,470
Oils—Linseed..... Kilogs.	8,608,937	7,715,235	7,288,155	7,628,586	6,819,584	7,303,512
Palm..... "	4,908,915	4,304,468	5,056,681	3,619,978	5,662,817	3,409,800
Tram and whale..... "	1,325,407	1,363,104	1,528,956
Other..... "	4,132,485	3,786,876	3,693,899
<i>Pastry, confectionery and sweetmeats</i>										
Pastry and colours:—										
White lead..... Kilogs.	25,989,585	28,763,555	29,963,938
Zinc white..... "	9,242,502	2,310,625	9,249,980	2,312,495	8,543,287	2,135,825
Paintings..... Kilogs.	10,486,049	2,620,012	11,798,145	2,949,536	10,632,445	2,638,100
Palm kernels..... Kilogs.	22,538,700	2,672,290	34,668,701	1,762,812	30,437,282	1,402,381
Paper..... Kilogs.	2,704,644	4,160,244	3,712,464
Pitch..... Kilogs.	47,238,000	49,228,000	55,356,433	62,610,242	65,585,036
Plants, shrubs, &c.....	9,550,047	1,910,010	10,910,610	2,182,122	12,996,304	2,599,220
<i>Provisions:—</i>										
Butter..... Kilogs.	23,607,000	23,607,000	23,207,000	23,207,000	25,586,090	25,585,583	29,396,969	29,396,969	33,076,086	33,074,591
Cheese..... "	47,751,000	16,363,000	44,651,000	15,628,000	47,510,487	16,628,970	51,549,880	18,042,458	53,638,996	18,773,545
Eggs..... "	7,965,694	3,584,562	7,896,678	3,553,505	12,090,998	5,440,905
Lard..... "	22,003,396	8,801,358	24,963,865	9,985,522	29,497,523	11,798,960
Margarine..... "	71,733,000	48,584,000	74,392,000	51,450,000	80,623,206	53,142,228	67,776,458	45,633,935	65,385,105	44,293,100
Meats..... "	162,407,501	27,287,055	281,571,620	25,213,257	281,630,117	27,133,647
Potatoes..... "	90,568,721	1,624,075	29,252,872	2,815,716	86,300,692	2,846,304
Potato meal..... "	27,170,616	97,509,572	29,252,872	25,890,250
Rags..... Kilogs.	36,083,301	7,499,890	34,778,594	9,470,916	39,357,600	6,984,692
Resin..... Kilogs.	4,090,381	2,886,054	2,782,288	2,782,288	16,897,268	3,148,592
Saltpetre..... "	83,633,769	1,373,527	13,394,079	4,095,509	110,062,625	5,163,760
Seeds—Linseed..... "	10,043,246	87,295,378	10,475,445	13,207,536
Other..... "	9,198,314	8,919,575	8,919,575	11,461,308

SESSIONAL PAPER No. 10f

Ships, boats, vessels.....						4,792,887	33,922,951	3,386,742	5,030,370
Spirits, including liquors.. Litres.	28,616,060	5,824,000	28,870,000	5,884,000	30,618,557	6,252,173	14,136,672	6,902,129	30,415,419	6,190,350
Stone—Paving..... Kilogs.					11,770,416	3,531,125	58,784,711	4,241,002	12,195,551	3,658,530
Other.....					43,162,345	17,264,938		23,513,884	73,731,886	29,432,760
Sugar—Raw..... Kilogs.					37,911,009	6,029,752		5,381,169	3,120,596	3,120,596
Other.....					19,030,340	13,268,853	22,198,504	7,769,477	16,522,446	42,098,955
Tallow..... Kilogs.						51,023,677	22,004,426	43,424,388	13,060,753	5,908,910
Tobacco.....						3,899,403		6,821,372		8,759,151
Tools and implements.....						9,103,404		10,491,828		2,439,965
Vegetables, fresh and pickled.....						2,738,661		2,787,872		10,669,259
Wax..... Kilogs.		55,697,000		9,409,000		10,328,155		10,557,408		2,390,350
Wood.....						3,107,171	1,738,190	3,405,266	1,254,177	75,233,414
Wool:—						69,372,518		70,655,473		
Raw, combed & carded.. Kilogs.						15,597,256	9,851,390	12,660,253	12,166,511	14,872,810
Yarn.....		944,000		1,109,000		1,126,357		1,773,203		1,661,760
Manufactures..... Kilogs.		13,162,000		9,932,000		10,987,466		13,572,406		14,497,480
Yeast.....						2,725,638	5,560,598	2,780,299	5,490,171	2,745,100
Total value of principal and other articles exported.....		1,985,587,000		1,993,764,000		2,083,945,696		2,212,111,046		2,181,056,860

9-10 EDWARD VII., A. 1910

ITALY.

VALUE of the Total Imports for Consumption and Exports of Domestic Produce (Merchandise and Silver and Bullion) from and to each Principal Country during the Years ended December 31, 1904 to 1908, inclusive.

NOTE:—Lira—19 3 cents.

IMPORTS.					EXPORTS.				
1904.	1905.	1906.	1907.	1908.	1904.	1905.	1906.	1907.	1908.
Lira.	Lira.	Lira.	Lira.	Lira.	Lira.	Lira.	Lira.	Lira.	Lira.
319,280,000	347,832,000	470,292,000	523,686,000	500,893,000	131,395,000	130,383,000	132,209,000	155,989,000	131,851,000
3,747,000	5,896,000	6,024,000	7,297,000	9,082,000	2,054,000	2,332,000	2,016,000	1,256,000	1,587,000
35,836,000	43,817,000	46,917,000	37,879,000	65,677,000	130,775,000	104,142,000	137,753,000	143,895,000	149,765,000
3,391,000	2,146,000	2,974,000	5,056,000	5,311,000	6,538,000	5,489,000	5,825,000	5,697,000	4,531,000
187,409,000	194,833,000	226,287,000	249,433,000	300,682,000	136,521,000	144,341,000	139,986,000	158,042,000	144,877,000
46,594,000	48,496,000	63,173,000	91,658,000	75,251,000	30,620,000	41,356,000	71,051,000	47,927,000	36,489,000
15,087,000	20,868,000	22,844,000	20,951,000	26,022,000	14,128,000	16,508,000	19,215,000	21,634,000	18,008,000
116,854,000	85,273,000	118,460,000	135,758,000	107,649,000	32,608,000	25,904,000	22,330,000	18,902,000	18,941,000
118,000	5,000	4,974,000	4,974,000	1,856,000	18,000	2,000	20,000	5,000	41,000
316,000	1,198,000	356,000	1,885,000	1,556,000	2,762,000	1,150,000	527,000	817,000	871,000
3,191,000	2,343,000	1,665,000	3,674,000	11,752,000	429,000	777,000	282,000	492,000	663,000
170,000	376,000	106,000	106,000	627,000	662,000	907,000	1,042,000	1,468,000	2,658,000
1,909,000	668,000	1,790,000	4,185,000	2,826,000	5,813,000	6,362,000	7,792,000	9,114,000	5,414,000
5,980,000	10,665,000	6,878,000	10,036,000	14,108,000	6,272,000	6,269,000	9,467,000	13,426,000	7,202,000
714,445,000	59,680,000	74,961,000	75,248,000	72,179,000	3,278,000	3,303,000	3,693,000	4,581,000	2,444,000
475,000	293,000	439,000	1,137,000	1,535,000	630,000	395,000	870,000	1,111,000	951,000
69,000	522,000	478,000	1,779,000	672,000	2,169,000	2,735,000	2,351,000	3,228,000	2,328,000
397,000	763,000	1,195,000	3,537,000	4,571,000	1,837,000	1,659,000	2,147,000	3,273,000	4,353,000
16,448,000	10,749,000	13,670,000	16,946,000	24,904,000	46,389,000	45,706,000	62,395,000	65,149,000	50,557,000
3,836,000	2,778,000	4,322,000	3,816,000	3,629,000	2,153,000	4,020,000	6,694,000	6,746,000	4,934,000
187,858,000	205,484,000	227,925,000	255,672,000	276,265,000	171,309,000	181,681,000	212,629,000	198,159,000	203,801,000
251,653,000	287,091,000	393,916,000	526,647,000	529,975,000	206,352,000	222,317,000	251,501,000	300,631,000	245,430,000
3,343,000	2,563,000	3,122,000	7,842,000	7,583,000	10,602,000	10,243,000	8,436,000	9,708,000	8,520,000
10,573,000	17,493,000	20,934,000	24,329,000	24,329,000	12,987,000	14,608,000	15,469,000	16,383,000	16,808,000
11,154,000	16,253,000	22,923,000	28,708,000	21,873,000	1,045,000	960,000	1,723,000	797,000	1,470,000
1,293,000	883,000	1,069,000	1,017,000	816,000	10,575,000	10,575,000	9,799,000	9,205,000	8,178,000
74,000	3,000	49,000	569,000	454,000	2,000,000	20,143,000	3,814,000	3,080,000	3,922,000
801,000	2,026,000	2,691,000	864,000	618,000	828,000	2,779,000	1,971,000	325,000	655,000
12,290,000	7,802,000	8,893,000	12,311,000	16,657,000	3,707,000	3,521,000	3,921,000	2,637,000	3,752,000
52,000	132,000	869,000	67,000	244,000	5,171,000	4,012,000	3,172,000	2,809,000	3,857,000
669,000	674,000	931,000	1,104,000	6,399,000	7,768,000	6,344,000	5,720,000	8,607,000	6,846,000

COUNTRIES.

United Kingdom
 Algeria
 Argentine Republic
 Australian Commonwealth
 Austria-Hungary
 Belgium
 Brazil
 British India and Ceylon
 British West Indies
 Bulgaria
 Canada
 Central American States
 Chile
 China including Hong Kong
 Cuba and Porto Rico
 Denmark
 Dutch East Indies
 Egypt
 Erythraea
 France
 Germany
 Greece
 Holland
 Japan
 Malta
 Mexico
 Morocco
 Norway (a)
 Peru
 Portugal

SESSIONAL PAPER No. 10f

27,495,000	35,947,000	86,394,000	43,773,000	34,673,000	Romania.....	5,585,000	5,399,060	6,082,000	6,424,000	4,126,000
158,273,000	204,567,000	193,365,000	157,101,000	127,711,000	Russia in Europe.....	12,302,000	11,708,000	10,444,000	11,087,000	11,850,000
36,000	243,000	408,000	1,055,000	5,500,000	Servia.....	131,000	76,000	119,000	103,000	448,000
30,812,000	32,979,000	30,543,000	42,073,000	33,043,000	Spain.....	13,784,000	13,598,000	12,145,000	13,404,000	11,152,000
5,575,000	12,384,000	16,191,000	11,831,000	13,593,000	Straits Settlements and Aden.....	1,239,000	4,317,000	2,226,000	2,105,000	384,000
48,838,000	49,510,000	883,000	2,142,000	2,787,000	Sweden.....	257,946,000	319,899,000	1,413,000	2,076,000	2,607,000
407,000	634,000	67,242,000	72,829,000	80,468,000	Switzerland.....	2,981,000	3,088,000	3,653,579,000	349,270,000	297,400,000
10,298,000	11,583,000	502,000	1,054,000	676,000	Tripoli.....	7,911,000	8,260,000	3,951,000	3,526,000	3,221,000
9,598,000	22,293,000	17,171,000	28,111,000	28,583,000	Tunis.....	17,461,000	14,587,000	6,671,000	7,319,000	7,810,000
29,022,000	28,624,000	16,776,000	14,228,000	14,365,000	Turkey in Asia.....	49,253,000	52,802,000	13,852,000	8,662,000	7,910,000
238,719,000	237,886,000	37,867,000	46,099,000	40,479,000	United States.....	190,665,000	225,894,000	69,828,000	64,549,000	59,557,000
1,611,000	2,821,000	310,865,000	392,947,000	404,994,000	Uruguay.....	4,787,000	5,700,000	240,393,000	236,113,000	203,826,000
2,535,000	2,590,000	1,246,000	2,318,000	1,121,000	Other countries.....	15,846,000	19,395,000	8,113,000	9,795,000	8,687,000
		5,679,000	11,622,000	17,720,000	Totals.....	1,572,592,000	1,705,318,000	1,905,950,000	1,918,868,000	1,729,263,000
1,877,514,000	2,015,775,000	2,514,352,000	2,880,669,000	2,913,275,000						

(a) Includes Sweden prior to 1906.

* Included with Norway prior to 1906.

9-10 EDWARD VII., A. 1910

ITALY.

Total Quantities and Values of the Principal Articles Imported for Consumption (Merchandise and Silver Bullion) during the Years ended December 31, 1904 to 1908, inclusive.

NOTE:—Lira = 19.3 cents. Kilogr = 2.204 lbs.

ARTICLES.	1904.		1905.		1906.		1907.		1908.	
	Quantity.	Value. Lire.	Quantity.	Value. Lire.	Quantity.	Value. Lire.	Quantity.	Value. Lire.	Quantity.	Value. Lire.
Animals, Products and Waste of animals not comprised in other categories:—										
Animals, living—										
Cattle.....	21,490	6,085,510	17,766	5,027,160	24,907	7,143,035	12,011	3,833,430	138,265	48,403,190
Horses.....	45,687	31,987,900	42,467	29,726,900	21,136	17,380,300	16,389	13,813,800	42,550	35,825,750
".....	16,325	261,100	11,003	181,549	6,915	117,355	7,130	121,210	13,623	272,460
Sheep and goats.....	4,759	102,991	1,604	36,706	1,036	38,323	10,818	485,253	18,473	688,485
Swine.....	1,656	392,085	1,543	271,800	1,562	383,800	1,390	375,300	1,067	293,425
Butter.....	43,402	6,683,908	45,005	6,972,551	47,169	9,991,890	46,643	10,367,610	76,899	16,112,490
Cheese.....		4,913,315		6,984,520		5,487,440		4,848,330		5,851,930
Coral.....		2,244,165		1,554,650		2,003,700		1,669,675		4,412,900
Eggs, poultry.....		7,145,580		6,179,560		6,795,960		8,913,000		14,175,750
Feathers.....										
Fish—										
Dried or smoked... 100 kilogs.	459,958	34,929,735	438,441	31,296,921	457,376	32,661,228	524,327	45,295,694	608,457	59,673,470
Fresh.....	11,961	1,435,320	14,957	1,794,840	16,146	1,937,520	17,043	2,393,020	25,558	3,578,120
".....	97,716	7,348,260	98,598	7,401,475	74,696	5,602,200	82,312	6,173,400	103,463	7,759,725
In brine.....	51,443	7,715,250	55,435	8,310,970	58,127	9,014,645	66,210	12,166,395	66,263	12,631,365
Marinated or in oil.....	234,688	14,785,344	261,981	17,028,765	254,019	17,273,292	197,142	14,785,650	234,268	17,570,100
Greases, other.....	16,248	1,917,264	11,469	1,376,280	9,934	1,341,090	17,519	2,452,660	21,694	3,254,100
Lard.....										
Meat — Fresh, salted or smoked.....	33,349	4,770,990	17,209	2,680,766	22,410	3,374,880	60,252	8,589,715	78,622	12,785,060
Mother-of-Pearl, ivory and tortoise shell.....		10,619,625		11,330,400		16,759,815		20,405,275		16,478,635
Poultry, alive and dead.....		320,133		288,020		307,598		482,320		649,410
Beverages, spirits and oils—										
Beer.....	26,618	3,470,406		3,983,225		4,370,887		1,181,100		3,885,154
Mineral water..... 100 kilogs.		931,630	29,799	952,928	30,053	961,696	32,049	1,025,568	33,043	1,067,376
Oils—										
Cocunut.....	24,080	1,517,040	15,748	992,124	10,680	1,068,000	26,008	2,470,760	13,839	1,107,120
Cotton seed.....	42,805	2,782,325	119,798	7,187,880	27,472	1,648,320	31,528	2,019,420	108,117	8,108,775
Fish.....	12,189	670,395	16,908	896,124	31,168	1,401,110	53,935	2,809,400	55,767	2,801,550

SESSIONAL PAPER No. 10F

Mineral—Benzine 100 kilograms.	33,902	1,017,060	29,525	1,036,359	49,430	1,773,020	75,077	2,462,641
Petroleum. "	631,024	11,358,432	615,883	9,854,128	727,145	13,088,610	828,732	13,179,712
Turpentine. "	22,446	2,020,140	30,906	3,096,600	39,088	3,008,800	33,316	3,331,640
Other.	292,497	8,183,916	331,451	9,291,628	395,689	10,915,852	449,513	10,035,541
Olive.	140,359	13,334,105	23,936	2,273,920	1,352	130,785	38,455	4,720,330
Palm.	9,330	1,305,118	9,330	633,100	29,020	2,031,400	78,460	5,178,360
Spirits.	1,283,105	2,068,230	1,280,054	1,526,210	1,252,965
Wines.	3,122,155	2,636,950	2,813,057	2,140,388
Cereals, Flour, Paste and Vegetable Products, not comprised in other categories—								
Peanut. 100 kilograms.	172,745	5,183,850	228,160	7,301,120	211,134	8,586,984	209,600	8,324,228
Fruits and nuts.	6,639,891	5,623,631	5,722,910	8,933,706	7,689,288
Grain and grain products.								
Barley. 1000 kilograms.	6,299	1,286,220	9,344	1,588,480	10,431	1,773,270	12,394	2,230,920
Maize. "	212,484	20,994,530	220,271	29,736,639	71,450	9,645,750	73,735	10,081,575
Oats. "	13,132	6,910,225	69,312	12,476,160	50,327	9,562,130	65,138	12,650,530
Pulse, (beans, peas, &c.)	238,140	205,480	350,680	609,910	440,120
Wheat, &c. 1000 kilograms.	142,921,330	211,542,340	1,373,666	246,742,060	932,998	178,440,800	789,980	176,803,400
Wheat flour. 100 kilograms.	11,139	333,268	13,665	396,285	16,541	512,771	16,021	544,714
Hay. "	15,042	128,352	13,487	107,896	29,302	293,020	94,293	912,930
Seeds—Oleaginous—								
Linseed. "	432,771	11,817,333	346,188	10,385,640	419,308	13,010,820	438,899	14,484,233
Sesame & cardinals. "	184,576	5,916,042	123,104	4,677,952	167,591	6,703,610	174,722	6,988,880
Non-oleaginous. "	136,140	6,684,795	111,318	5,009,310	103,496	4,603,560	170,320	7,651,035
Starch. "	22,331	1,251,455	30,448	1,695,790	41,639	2,197,245	39,341	2,608,340
Chemical Products, Mechanical Goods, Resins and Perfumery—								
Alkaloids. Kilograms.	45,461	3,599,524	43,894	4,391,705	57,181	5,410,690	93,010	5,457,125
Carbonate of soda. 100 kilograms.	277,472	3,633,300	311,763	3,896,287	355,382	4,442,275	382,680	4,783,500
Caustic potash. "	141,760	4,102,824	157,497	3,803,364	7,583	1,516,600	7,959	1,591,800
" soda. "	34,583	862,057	40,356	988,722	145,257	3,957,012	142,908	4,128,625
Chlorides of potassium. "	177,273	5,132,198	183,130	6,099,697	53,439	1,309,255	58,118	1,278,596
Gums, resins and resins gums. "	114,632	4,817,088	105,633	6,104,695	193,332	6,200,309	216,560	6,835,220
Mannes. 1000 kilograms.	322,831	465,172	225,075	8,451,950	176,096	11,268,285	166,736	10,472,950
Nitrate of soda. Kilograms.	11,243	784,854	19,198	1,305,464	414,574	10,778,924	607,844	14,588,256
Oxide of zinc. 100 kilograms.	87,049	5,238,020	100,975	6,204,450	19,621	1,334,228	20,255	1,377,340
Paraffine, solid. "	374,751	5,222,940	97,381	3,603,097	147,027	10,291,890	119,321	7,159,260
Sulphate of ammonia. "	372,791	16,876,035	250,604	16,289,260	149,428	5,229,980	167,107	7,430,977
" of copper. "	16,631	523,102	15,341	444,889	159,794	10,386,610	250,315	13,707,325
" of potassium. "	38,660	1,121,140	48,910	1,271,660
Colonial goods, Groceries and Tobacco—								
Cocoa and chocolate. 100 kilograms.	14,984	3,450,870	26,825	5,243,500	29,668	8,352,910	31,416	7,878,320
Coffee. "	177,299	20,226,636	204,326	22,008,355	214,807	21,482,638	227,657	22,707,592
Pepper and pimento. "	18,616	2,511,160	19,990	2,596,340	19,622	2,352,300	25,221	2,688,665
Sugar. "	29,357	769,740	144,389	3,726,943	237,378	5,805,079	48,967	1,341,911
Tobacco, manu. "	131,638	18,044,922	208,281	25,618,932	199,190	26,960,650	203,632	27,490,320

9-10 EDWARD VII., A. 1910

ITALY.

TOTAL Quantities and Values of the Principal Articles Imported for Consumption, &c.—*Continued.*

ARTICLES.	1904.		1905.		1906.		1907.		1908.	
	Quantity.	Value.	Quantity.	Value.	Quantity.	Value.	Quantity.	Value.	Quantity.	Value.
Colours and Materials for Dyeing and Tanning :—		Lire.		Lire.		Lire.		Lire.		Lire.
Colours, derived from tar or other bituminous substances.....100 kilograms.	40,875	11,993,920	45,091	13,285,400	54,446	16,303,175	60,604	18,066,310	57,315	16,963,140
Colours, in cakes, powder, or of any other kind.....100 kilograms.	19,333	3,093,280	21,228	3,396,480	18,152	2,904,320	20,870	3,339,200	17,711	2,833,760
Indigo....." "	4,614	2,708,400	5,352	2,413,200	4,375	1,956,950	4,000	1,691,600	4,418	1,876,700
Varnish....." "	11,971	2,471,600	12,999	2,674,475	16,999	3,521,350	17,572	3,631,495	20,192	3,902,050
Wood, roots, barks, leaves, lichens, flowers, herbs, and fruits for dyeing and tanning.....100 kilograms.	552,883	12,682,456	449,926	9,324,225	464,958	9,432,222	443,108	8,648,124	514,557	9,676,863
Cotton :—										
Raw and wadding....." "	1,547,496	232,124,400	1,650,691	184,877,392	1,830,328	245,266,766	2,180,219	300,882,762	2,067,772	275,746,324
Yarn.....Kilogs.	936,700	5,698,000	825,800	5,049,000	840,600	5,206,025	1,967,500	9,163,300	1,273,500	6,850,360
Manufactures.....		5,221,275		9,607,156		24,054,989		30,093,105		32,561,130
Gutta percha, India-rubber and manufactures of :—										
Raw, solid and liquid.....100 kilograms.	6,688	7,691,200	7,669	10,161,425	11,731	14,663,750	10,168	11,184,800	14,964	14,215,800
Cut in sheets, and articles of sheet India-rubber.....		1,990,900		2,303,600		2,481,150		2,821,600		2,575,100
In threads.....		703,800		844,800		1,005,360		1,060,500		799,900
Other articles.....		4,507,800		6,402,150		8,187,000		9,217,303		10,690,472
Hemp, flax, jute and other fibrous plants, except cotton :—										
Raw and combed.....100 kilograms.	384,371	16,346,674	382,160	17,418,686	459,519	25,914,663	463,382	25,475,694	476,891	22,335,090
Cordage, rope and twine, even tarred....." "	2,454	238,200	2,684	270,910	3,378	369,360	3,457	467,451	6,078	689,460
Yarn....." "	39,928	10,901,000	43,573	11,598,000	46,791	13,220,451	53,964	15,670,981	54,227	14,165,872
Manufactures.....		6,656,335		6,994,676		5,942,592		6,090,965		6,182,735
Hides and skins :—										
Raw, green or dry.....100 kilograms.	241,526	51,120,350	218,400	48,118,255	255,756	59,199,215	227,849	55,799,445	234,309	55,852,510
Tanned with the hair....." "	1,288	2,138,175	1,437	2,030,200	1,825	2,603,250	1,896	4,360,950	1,971	4,752,300

SESSIONAL PAPER No. 10f

[illegible]

SESSIONAL PAPER No. 10f

Thrown single, double or twisted.....100 kilograms.	66,272	106,814,912	69,047	113,411,230	85,541	119,899,693	105,439	128,607,230	96,199	110,690,018
Waste....." "	5,316	1,974,240	5,432	2,489,840	6,564	3,621,840	8,413	4,433,550	6,292	2,644,701
Manufactures.....		59,372,597		74,074,519		36,633,533		42,433,821		34,927,882
Stones, earthen, pottery, glass and crystal:—										
Asbestos.....100 kilograms.	21,744	1,304,610	18,055	1,173,575	21,714	1,411,410	31,096	2,021,240	25,481	1,656,265
Bricks, tiles, &c.....		1,193,605		1,335,740		2,153,465		4,189,631		3,195,080
Cement.....1,000 kilograms.	15,260	678,580	15,737	702,095	18,937	839,615	29,024	1,289,470	28,435	1,154,411
Coal and coke....." "	5,904,578	150,366,739	6,437,539	164,157,245	7,673,435	214,856,180	8,300,439	257,313,609	8,452,320	240,891,120
Earthenware, porcelain, &c.....		3,439,064		4,265,950		5,794,285		7,501,492		8,977,314
Glass and glassware.....		5,817,368		6,310,075		8,594,419		11,099,602		13,929,903
Phosphate.....1,000 kilograms.	217,162	9,772,290	240,144	10,806,480	307,762	15,388,190	384,896	18,475,008	531,921	25,532,208
Precious stones.....		24,484,334		32,813,421		36,640,867		27,532,795		17,435,497
Vehicles:										
Motor cars for ordinary roads.....		4,110,860		6,536,550		9,957,316		8,266,335		4,354,472
Railway carriages.....		8,966,170		4,743,105		16,590,520		41,273,005		25,306,790
Ships and boats.....		2,166,055		6,468,077		11,728,932		10,005,795		13,708,819
Other.....		774,400		857,820		1,660,010		5,493,439		7,309,420
Wood and straw:—										
Charcoal.....1,000 kilograms.	28,882	1,819,566	27,841	1,921,029	43,708	3,238,832	37,637	2,860,412	47,115	3,627,855
Pine wood....." "	100,714	2,014,280	84,650	1,862,300	98,110	2,354,640	103,100	2,680,600	99,484	2,686,068
Furniture.....		2,665,940		3,157,800		3,877,420		5,166,076		5,948,125
Wood—Cabinet-makers.....		942,820		1,083,154		1,361,328		1,554,364		1,925,096
Common—Rough, or sawn, or rough-hewn with the axe, 1,000 kilograms.	79,362	4,523,634	69,810	4,118,790	89,924	5,185,364	93,108	5,865,804	117,493	7,402,059
Squared, sawn in length 1,000 kilograms.....	714,583	63,835,940	776,871	71,617,433	904,292	87,556,012	1,068,586	104,339,514	1,295,040	120,049,362
Other.....		674,456		877,650		550,089		592,204		662,987
Other wood and straw.....		19,684,535		22,635,206		9,761,078		13,074,079		14,496,143
Wool, horsehair and other hair:										
Horsehair and other hair, 100 kilograms.....	18,322	10,244,270	14,908	8,958,430	17,910	11,353,300	21,320	14,328,140	21,165	12,834,720
Wool—Raw, including waste and flock wool.....100 kilograms.	155,828	60,011,995	148,610	61,491,355	162,827	69,085,470	184,590	79,963,225	211,492	79,964,200
Wool—Yarn....." "	3,958	2,935,075	3,871	2,981,975	4,448	3,701,735	4,861	4,268,370	6,396	5,040,680
Manufactures.....		30,874,164		35,456,360		12,083,963		47,958,750		44,828,610
Miscellaneous articles:										
Artificial flowers.....		906,780		831,110		887,320		1,096,130		1,164,940
Musical instruments:										
Pianos.....		1,429,850		1,608,150		1,853,700		2,256,050		2,596,450
Other musical instruments		575,998		481,924		410,203		451,858		457,177
Parts of.....		118,300		130,000		152,160		146,900		246,350
Small wares.....		12,381,652		13,011,893		15,675,223		20,488,923		22,373,160
Total value of principal and other articles imported (nude.....)		1,877,544,251		2,015,775,246		2,514,351,985		2,880,669,312		2,913,274,509
Precious metals.....		44,531,000		169,570,100		141,708,000		168,143,500		28,052,400
Total imports.....		1,922,075,251		2,185,345,346		2,656,059,985		3,048,812,812		2,941,326,909

ITALY.

Total Quantities and Values of the Principal Articles of Domestic Produce Exported (Merchandise and Silver Bullion) during the Years ended December 31, 1904 to 1908, inclusive.

NOTE:—Lira = 19.3 cents. Kilog = 2.204 lbs.

ARTICLES.	1904.			1905.			1906.			1907.			1908.		
	Quantity.	Value.	Quantity.	Value.	Quantity.	Value.	Quantity.	Value.	Quantity.	Value.	Quantity.	Value.	Quantity.	Value.	Quantity.
Animals, products and waste of animals not comprised in other categories:—															
Animals, living															
Cattle... No.	31,088	12,583,695	32,876	14,021,360	13,458	6,042,465	39,700	17,246,880	12,254	5,870,750	39,700	17,246,880	12,254	5,870,750	39,700
Horses... "	2,375	1,287,500	1,962	981,000	1,354	783,800	1,653	976,650	826	558,550	1,653	976,650	826	558,550	1,653
Sheep... "	41,456	663,136	33,574	553,971	32,411	550,987	36,161	614,737	30,568	611,360	36,161	614,737	30,568	611,360	36,161
Swine... "	16,672	1,571,158	95,995	9,535,871	86,325	8,317,396	21,371	2,260,641	4,170	378,910	21,371	2,260,641	4,170	378,910	21,371
Butter... 100 kilograms.	56,134	13,291,635	60,599	14,600,620	48,095	11,383,840	35,339	9,595,536	39,021	10,750,775	35,339	9,595,536	39,021	10,750,775	35,339
Cheese... "	137,436	21,165,141	170,989	26,393,621	191,935	38,502,475	211,406	44,409,760	198,272	44,070,730	211,406	44,409,760	198,272	44,070,730	211,406
Coral	256,491	26,171,035	331,428	56,342,760	322,651	56,463,925	228,579	40,001,355	266,346	53,269,200	228,579	40,001,355	266,346	53,269,200	228,579
Eggs, poultry.	42,321,015	5,857,419	5,851,668	5,851,668	5,851,668	5,851,668	5,851,668	5,851,668	5,851,668	5,851,668	5,851,668	5,851,668	5,851,668	5,851,668	5,851,668
Fish of all sorts	68,075	4,681,470	78,450	4,812,630	81,081	5,135,670	88,563	6,430,900	149,234	11,654,580	88,563	6,430,900	149,234	11,654,580	88,563
Horn, bone and similar substances.	2,929,975	4,652,580	3,154,410	4,652,580	3,154,410	4,652,580	3,154,410	4,652,580	3,154,410	4,652,580	3,154,410	4,652,580	3,154,410	4,652,580	3,154,410
Meat, fresh, salted or smoked	41,939	8,155,375	39,235	7,976,233	38,616	6,211,040	38,189	6,387,755	38,156	6,326,070	38,189	6,387,755	38,156	6,326,070	38,189
Milk, condensed	5,913	555,822	8,605	817,475	12,362	1,296,290	10,329	1,136,190	13,618	1,634,160	10,329	1,136,190	13,618	1,634,160	10,329
Mother-of-Pearl, ivory and tortoise shell	6,227,225	4,220,190	4,220,190	4,220,190	4,220,190	4,220,190	4,220,190	4,220,190	4,220,190	4,220,190	4,220,190	4,220,190	4,220,190	4,220,190	4,220,190
Poultry—Living	50,173	6,773,355	57,503	8,050,420	53,997	8,519,574	51,470	8,492,550	49,450	8,901,000	51,470	8,492,550	49,450	8,901,000	51,470
Dead	28,945	4,515,420	35,292	5,646,720	29,162	4,724,244	43,446	8,254,740	31,254	6,563,340	43,446	8,254,740	31,254	6,563,340	43,446
Beverages, spirits and oils:—															
Mineral water	16,696	417,400	26,142	627,408	31,184	748,416	35,426	850,224	12,314	1,015,536	35,426	850,224	12,314	1,015,536	35,426
Oils, olive	483,001	53,017,895	354,759	40,402,610	665,754	71,703,070	513,308	58,612,775	447,030	60,795,140	513,308	58,612,775	447,030	60,795,140	513,308
Spirits		3,182,320		5,169,072		5,677,676		6,978,215		9,225,075		6,978,215		9,225,075	
Volatile oils and essences.		13,654,120		11,875,940		10,970,065		14,526,135		13,653,918		14,526,135		13,653,918	
Wine in bottles		9,612,030		10,973,839		13,310,318		16,214,075		16,185,595		16,214,075		16,185,595	
" in casks		39,032,890		25,683,351		22,759,860		24,830,357		26,440,252		24,830,357		26,440,252	
Cereals, flour, paste and vegetable products not comprised in other categories:—															
Chestnuts	20,402	3,261,320	18,694	3,177,980	22,342	3,832,140	25,100	4,267,000	26,354	4,548,510	25,100	4,267,000	26,354	4,548,510	25,100

SESSIONAL PAPER No. 10f

Fruits—		1906	1907	1908	1909	1910	1911	1912	1913	1914	1915	1916	1917	1918	1919	1920	1921	1922	1923	1924	1925	1926	1927	1928	1929	1930	1931	1932	1933	1934	1935	1936	1937	1938	1939	1940	1941	1942	1943	1944	1945	1946	1947	1948	1949	1950	1951	1952	1953	1954	1955	1956	1957	1958	1959	1960	1961	1962	1963	1964	1965	1966	1967	1968	1969	1970	1971	1972	1973	1974	1975	1976	1977	1978	1979	1980	1981	1982	1983	1984	1985	1986	1987	1988	1989	1990	1991	1992	1993	1994	1995	1996	1997	1998	1999	2000	2001	2002	2003	2004	2005	2006	2007	2008	2009	2010	2011	2012	2013	2014	2015	2016	2017	2018	2019	2020	2021	2022	2023	2024	2025	2026	2027	2028	2029	2030	2031	2032	2033	2034	2035	2036	2037	2038	2039	2040	2041	2042	2043	2044	2045	2046	2047	2048	2049	2050	2051	2052	2053	2054	2055	2056	2057	2058	2059	2060	2061	2062	2063	2064	2065	2066	2067	2068	2069	2070	2071	2072	2073	2074	2075	2076	2077	2078	2079	2080	2081	2082	2083	2084	2085	2086	2087	2088	2089	2090	2091	2092	2093	2094	2095	2096	2097	2098	2099	2100	2101	2102	2103	2104	2105	2106	2107	2108	2109	2110	2111	2112	2113	2114	2115	2116	2117	2118	2119	2120	2121	2122	2123	2124	2125	2126	2127	2128	2129	2130	2131	2132	2133	2134	2135	2136	2137	2138	2139	2140	2141	2142	2143	2144	2145	2146	2147	2148	2149	2150	2151	2152	2153	2154	2155	2156	2157	2158	2159	2160	2161	2162	2163	2164	2165	2166	2167	2168	2169	2170	2171	2172	2173	2174	2175	2176	2177	2178	2179	2180	2181	2182	2183	2184	2185	2186	2187	2188	2189	2190	2191	2192	2193	2194	2195	2196	2197	2198	2199	2200	2201	2202	2203	2204	2205	2206	2207	2208	2209	2210	2211	2212	2213	2214	2215	2216	2217	2218	2219	2220	2221	2222	2223	2224	2225	2226	2227	2228	2229	2230	2231	2232	2233	2234	2235	2236	2237	2238	2239	2240	2241	2242	2243	2244	2245	2246	2247	2248	2249	2250	2251	2252	2253	2254	2255	2256	2257	2258	2259	2260	2261	2262	2263	2264	2265	2266	2267	2268	2269	2270	2271	2272	2273	2274	2275	2276	2277	2278	2279	2280	2281	2282	2283	2284	2285	2286	2287	2288	2289	2290	2291	2292	2293	2294	2295	2296	2297	2298	2299	2300	2301	2302	2303	2304	2305	2306	2307	2308	2309	2310	2311	2312	2313	2314	2315	2316	2317	2318	2319	2320	2321	2322	2323	2324	2325	2326	2327	2328	2329	2330	2331	2332	2333	2334	2335	2336	2337	2338	2339	2340	2341	2342	2343	2344	2345	2346	2347	2348	2349	2350	2351	2352	2353	2354	2355	2356	2357	2358	2359	2360	2361	2362	2363	2364	2365	2366	2367	2368	2369	2370	2371	2372	2373	2374	2375	2376	2377	2378	2379	2380	2381	2382	2383	2384	2385	2386	2387	2388	2389	2390	2391	2392	2393	2394	2395	2396	2397	2398	2399	2400	2401	2402	2403	2404	2405	2406	2407	2408	2409	2410	2411	2412	2413	2414	2415	2416	2417	2418	2419	2420	2421	2422	2423	2424	2425	2426	2427	2428	2429	2430	2431	2432	2433	2434	2435	2436	2437	2438	2439	2440	2441	2442	2443	2444	2445	2446	2447	2448	2449	2450	2451	2452	2453	2454	2455	2456	2457	2458	2459	2460	2461	2462	2463	2464	2465	2466	2467	2468	2469	2470	2471	2472	2473	2474	2475	2476	2477	2478	2479	2480	2481	2482	2483	2484	2485	2486	2487	2488	2489	2490	2491	2492	2493	2494	2495	2496	2497	2498	2499	2500	2501	2502	2503	2504	2505	2506	2507	2508	2509	2510	2511	2512	2513	2514	2515	2516	2517	2518	2519	2520	2521	2522	2523	2524	2525	2526	2527	2528	2529	2530	2531	2532	2533	2534	2535	2536	2537	2538	2539	2540	2541	2542	2543	2544	2545	2546	2547	2548	2549	2550	2551	2552	2553	2554	2555	2556	2557	2558	2559	2560	2561	2562	2563	2564	2565	2566	2567	2568	2569	2570	2571	2572	2573	2574	2575	2576	2577	2578	2579	2580	2581	2582	2583	2584	2585	2586	2587	2588	2589	2590	2591	2592	2593	2594	2595	2596	2597	2598	2599	2600	2601	2602	2603	2604	2605	2606	2607	2608	2609	2610	2611	2612	2613	2614	2615	2616	2617	2618	2619	2620	2621	2622	2623	2624	2625	2626	2627	2628	2629	2630	2631	2632	2633	2634	2635	2636	2637	2638	2639	2640	2641	2642	2643	2644	2645	2646	2647	2648	2649	2650	2651	2652	2653	2654	2655	2656	2657	2658	2659	2660	2661	2662	2663	2664	2665	2666	2667	2668	2669	2670	2671	2672	2673	2674	2675	2676	2677	2678	2679	2680	2681	2682	2683	2684	2685	2686	2687	2688	2689	2690	2691	2692	2693	2694	2695	2696	2697	2698	2699	2700	2701	2702	2703	2704	2705	2706	2707	2708	2709	2710	2711	2712	2713	2714	2715	2716	2717	2718	2719	2720	2721	2722	2723	2724	2725	2726	2727	2728	2729	2730	2731	2732	2733	2734	2735	2736	2737	2738	2739	2740	2741	2742	2743	2744	2745	2746	2747	2748	2749	2750	2751	2752	2753	2754	2755	2756	2757	2758	2759	2760	2761	2762	2763	2764	2765	2766	2767	2768	2769	2770	2771	2772	2773	2774	2775	2776	2777	2778	2779	2780	2781	2782	2783	2784	2785	2786	2787	2788	2789	2790	2791	2792	2793	2794	2795	2796	2797	2798	2799	2800	2801	2802	2803	2804	2805	2806	2807	2808	2809	2810	2811	2812	2813	2814	2815	2816	2817	2818	2819	2820	2821	2822	2823	2824	2825	2826	2827	2828	2829	2830	2831	2832	2833	2834	2835	2836	2837	2838	2839	2840	2841	2842	2843	2844	2845	2846	2847	2848	2849	2850	2851	2852	2853	2854	2855	2856	2857	2858	2859	2860	2861	2862	2863	2864	2865	2866	2867	2868	2869	2870	2871	2872	2873	2874	2875	2876	2877	2878	2879	2880	2881	2882	2883	2884	2885	2886	2887	2888	2889	2890	2891	2892	2893	2894	2895	2896	2897	2898	2899	2900	2901	2902	2903	2904	2905	2906	2907	2908	2909	2910	2911	2912	2913	2914	2915	2916	2917	2918	2919	2920	2921	2922	2923	2924	2925	2926	2927	2928	2929	2930	2931	2932	2933	2934	2935	2936	2937	2938	2939	2940	2941	2942	2943	2944	2945	2946	2947	2948	2949	2950	2951	2952	2953	2954	2955	2956	2957	2958	2959	2960	2961	2962	2963	2964	2965	2966	2967	2968	2969	2970	2971	2972	2973	2974	2975	2976	2977	2978	2979	2980	2981	2982	2983	2984	2985	2986	2987	2988	2989	2990	2991	2992	2993	2994	2995	2996	2997	2998	2999	3000	3001	3002	3003	3004	3005	3006	3007	3008	3009	3010	3011	3012	3013	3014	3015	3016	3017	3018	3019	3020	3021	3022	3023	3024	3025	3026	3027	3028	3029	3030	3031	3032	3033	3034	3035	3036	3037	3038	3039	3040	3041	3042	3043	3044	3045	3046	3047	3048	3049	3050	3051	3052	3053	3054	3055	3056	3057	3058	3059	3060	3061	3062	3063	3064	3065	3066	3067	3068	3069	3070	3071	3072	3073	3074	3075	3076	3077	3078	3079	3080	3081	3082	3083	3084	3085	3086	3087	3088	3089	3090	3091	3092	3093	3094	3095	3096	3097	3098	3099	3100	3101	3102	3103	3104	3105	3106	3107	3108	3109	3110	3111	3112	3113	3114	3115	3116	3117	3118	3119	3120	3121	3122	3123	3124	3125	3126	3127	3128	3129	3130	3131	3132	3133	3134	3135	3136	3137	3138	3139	3140	3141	3142	3143	3144	3145	3146	3147	3148	3149	3150	3151	3152	3153	3154	3155	3156	3157	3158	3159	3160	3161	3162	3163	3164	3165	3166	3167	3168	3169	3170	3171	3172	3173	3174	3175	3176	3177	3178	3179	3180	3181	3182	3183	3184	3185	3186	3187	3188	3189	3190	3191	3192	3193	3194	3195	3196	3197	3198	3199	3200	3201	3202	3203	3204	3205	3206	3207	3208	3209	3210	3211	3212	3213	3214	3215	3216	3217	3218	3219	3220	3221	3222	3223	3224	3225	3226	3227	3228	3229	3230	3231	3232	3233	3234	3235	3236	3237	3238	3239	3240	3241	3242	3243	3244	3245	3246	3247	3248	3249	3250	3251	3252	3253	3254	3255	3256	3257	3258	3259	3260	3261	3262	
---------	--	------	------	------	------	------	------	------	------	------	------	------	------	------	------	------	------	------	------	------	------	------	------	------	------	------	------	------	------	------	------	------	------	------	------	------	------	------	------	------	------	------	------	------	------	------	------	------	------	------	------	------	------	------	------	------	------	------	------	------	------	------	------	------	------	------	------	------	------	------	------	------	------	------	------	------	------	------	------	------	------	------	------	------	------	------	------	------	------	------	------	------	------	------	------	------	------	------	------	------	------	------	------	------	------	------	------	------	------	------	------	------	------	------	------	------	------	------	------	------	------	------	------	------	------	------	------	------	------	------	------	------	------	------	------	------	------	------	------	------	------	------	------	------	------	------	------	------	------	------	------	------	------	------	------	------	------	------	------	------	------	------	------	------	------	------	------	------	------	------	------	------	------	------	------	------	------	------	------	------	------	------	------	------	------	------	------	------	------	------	------	------	------	------	------	------	------	------	------	------	------	------	------	------	------	------	------	------	------	------	------	------	------	------	------	------	------	------	------	------	------	------	------	------	------	------	------	------	------	------	------	------	------	------	------	------	------	------	------	------	------	------	------	------	------	------	------	------	------	------	------	------	------	------	------	------	------	------	------	------	------	------	------	------	------	------	------	------	------	------	------	------	------	------	------	------	------	------	------	------	------	------	------	------	------	------	------	------	------	------	------	------	------	------	------	------	------	------	------	------	------	------	------	------	------	------	------	------	------	------	------	------	------	------	------	------	------	------	------	------	------	------	------	------	------	------	------	------	------	------	------	------	------	------	------	------	------	------	------	------	------	------	------	------	------	------	------	------	------	------	------	------	------	------	------	------	------	------	------	------	------	------	------	------	------	------	------	------	------	------	------	------	------	------	------	------	------	------	------	------	------	------	------	------	------	------	------	------	------	------	------	------	------	------	------	------	------	------	------	------	------	------	------	------	------	------	------	------	------	------	------	------	------	------	------	------	------	------	------	------	------	------	------	------	------	------	------	------	------	------	------	------	------	------	------	------	------	------	------	------	------	------	------	------	------	------	------	------	------	------	------	------	------	------	------	------	------	------	------	------	------	------	------	------	------	------	------	------	------	------	------	------	------	------	------	------	------	------	------	------	------	------	------	------	------	------	------	------	------	------	------	------	------	------	------	------	------	------	------	------	------	------	------	------	------	------	------	------	------	------	------	------	------	------	------	------	------	------	------	------	------	------	------	------	------	------	------	------	------	------	------	------	------	------	------	------	------	------	------	------	------	------	------	------	------	------	------	------	------	------	------	------	------	------	------	------	------	------	------	------	------	------	------	------	------	------	------	------	------	------	------	------	------	------	------	------	------	------	------	------	------	------	------	------	------	------	------	------	------	------	------	------	------	------	------	------	------	------	------	------	------	------	------	------	------	------	------	------	------	------	------	------	------	------	------	------	------	------	------	------	------	------	------	------	------	------	------	------	------	------	------	------	------	------	------	------	------	------	------	------	------	------	------	------	------	------	------	------	------	------	------	------	------	------	------	------	------	------	------	------	------	------	------	------	------	------	------	------	------	------	------	------	------	------	------	------	------	------	------	------	------	------	------	------	------	------	------	------	------	------	------	------	------	------	------	------	------	------	------	------	------	------	------	------	------	------	------	------	------	------	------	------	------	------	------	------	------	------	------	------	------	------	------	------	------	------	------	------	------	------	------	------	------	------	------	------	------	------	------	------	------	------	------	------	------	------	------	------	------	------	------	------	------	------	------	------	------	------	------	------	------	------	------	------	------	------	------	------	------	------	------	------	------	------	------	------	------	------	------	------	------	------	------	------	------	------	------	------	------	------	------	------	------	------	------	------	------	------	------	------	------	------	------	------	------	------	------	------	------	------	------	------	------	------	------	------	------	------	------	------	------	------	------	------	------	------	------	------	------	------	------	------	------	------	------	------	------	------	------	------	------	------	------	------	------	------	------	------	------	------	------	------	------	------	------	------	------	------	------	------	------	------	------	------	------	------	------	------	------	------	------	------	------	------	------	------	------	------	------	------	------	------	------	------	------	------	------	------	------	------	------	------	------	------	------	------	------	------	------	------	------	------	------	------	------	------	------	------	------	------	------	------	------	------	------	------	------	------	------	------	------	------	------	------	------	------	------	------	------	------	------	------	------	------	------	------	------	------	------	------	------	------	------	------	------	------	------	------	------	------	------	------	------	------	------	------	------	------	------	------	------	------	------	------	------	------	------	------	------	------	------	------	------	------	------	------	------	------	------	------	------	------	------	------	------	------	------	------	------	------	------	------	------	------	------	------	------	------	------	------	------	------	------	------	------	------	------	------	------	------	------	------	------	------	------	------	------	------	------	------	------	------	------	------	------	------	------	------	------	------	------	------	------	------	------	------	------	------	------	------	------	------	------	------	------	------	------	------	------	------	------	------	------	------	------	------	------	------	------	------	------	------	------	------	------	------	------	------	------	------	------	------	------	------	------	------	------	------	------	------	------	------	------	------	------	------	------	------	------	------	------	------	------	------	------	------	------	------	------	------	------	------	------	------	------	------	------	------	------	------	------	------	------	------	------	------	------	------	------	------	------	------	------	------	------	------	------	------	------	------	------	------	------	------	------	------	------	------	------	------	------	------	------	------	------	------	------	------	------	------	------	------	------	------	------	------	------	------	------	------	------	------	------	------	------	------	------	------	------	------	------	------	------	------	------	------	------	------	------	------	------	------	------	------	------	------	------	------	------	------	------	------	------	------	------	------	------	------	------	------	------	------	------	------	------	------	------	------	------	------	------	------	------	------	------	------	------	------	------	------	------	------	------	------	------	------	------	------	------	------	------	------	------	------	------	------	------	------	------	------	------	------	------	------	------	------	------	------	------	------	------	------	------	------	------	------	------	------	------	------	------	------	------	------	------	------	------	------	------	------	------	------	------	------	------	------	------	------	------	------	------	------	------	------	------	------	------	------	------	------	------	------	------	------	------	------	------	------	------	------	------	------	------	------	------	------	------	------	------	------	------	------	------	------	------	------	------	------	------	------	------	------	------	------	------	------	------	------	------	------	------	------	------	------	------	------	------	------	------	------	------	------	------	------	------	------	------	------	------	------	------	------	------	------	------	------	------	------	--

9-10 EDWARD VII., A. 1910

ITALY.

Total Quantities and Values of the Principal Articles of Domestic Produce Exported, &c.—*Continued.*

ARTICLES.	1904.		1905.		1906.		1907.		1908.	
	Quantity.	Value.	Quantity.	Value.	Quantity.	Value.	Quantity.	Value.	Quantity.	Value.
		Lire.		Lire.		Lire.		Lire.		Lire.
Colours, &c.— <i>Con.</i>										
Wood, roots, barks, leaves, lichens, flowers, herbs and fruits for dyeing and tanning.										
Cotton :—Raw. 100 kilogs.	73,216	6,041,800	84,352	6,491,768	84,897	7,489,348	71,054	5,161,985	68,403	5,980,194
Yarn. " "	93,973	4,392,960	101,791	5,061,120	103,738	5,518,305	84,917	5,061,832	69,578	4,180,611
Manufactures.		22,424,260		21,884,995		24,643,970		22,714,570		16,055,600
		84,703,340		97,246,572		107,718,996		113,375,984		90,978,600
Gutta percha, India-rubber and manufactures of.		5,265,270		7,794,875		9,193,470		7,114,002		10,040,370
Hemp, flax, jute and other fibrous plants (except cotton) :—										
Raw and combed.		52,442,847		48,650,087		53,239,162		53,227,116		44,867,150
Cordage, rope and twine, even tarred.		6,670,210		7,309,300		8,519,440		7,939,643		7,494,780
Yarn.		5,784,780		6,336,086		6,943,358		8,240,965		5,646,490
Manufactures.		8,482,705		8,955,098		9,026,316		8,824,180		6,980,490
Hides and skins :—										
Raw, green or dry. 100 kilogs.	129,568	23,432,155	121,227	24,143,920	141,947	23,963,550	136,849	27,196,505	188,797	34,595,390
Tanned with the hair " "	64	38,725	118	80,800	146	96,610	778	832,800	198	448,500
Tanned without the hair.	10,693	5,980,380	10,677	6,971,290	10,204	6,737,405	8,955	5,786,860	6,027	3,996,385
Furrier's articles of all kinds.		521,950		519,970		1,108,380		2,197,920		663,282
Gloves of all kinds of skins. 100 pairs.	7,403	1,480,600	8,167	1,674,235	8,265	1,818,300	8,616	2,584,800	20,874	5,844,720
Leather boots and shoes. Pairs.	231,400	1,932,150	240,400	2,054,520	167,600	1,461,280	123,209	1,116,652	112,695	1,013,588
Minerals, metals and articles manufactured therefrom :—										
Copper, brass and bronze.		2,210,426		2,166,475		3,707,270		3,447,597		2,769,410
Guns, pistols and revolvers and parts of.		273,850		1,539,395		7,977,520		449,444		105,455
Instruments, optical, mathematical precision, astronomical, chemical, physical, surgical, &c.		2,983,500		2,561,000		2,919,470		4,027,540		5,361,620

SESSIONAL PAPER No. 10f

Iron and steel, of second manu- facture	1,968,898	2,131,901	2,082,234	2,212,713	2,632,885
Iron and steel sheets	1,306,633	1,815,732	1,415,778	386,701	389,949
Lead and its alloys with antimony	1,683,295	1,698,505	2,736,814	2,941,151	2,458,311
Machines and machinery	2,901,710	3,170,370	3,597,765	4,712,610	3,404,655
Mercury	2,662	2,427	1,320,925	3,503	5,047
Tin and its alloys with lead and antimony	1,092,415	1,833,140	2,556,070	2,879,870	1,238,370
Zinc ore	15,167,160	16,493,400	21,636,600	19,917,800	14,694,720
Paper and books :—					
Books printed and not printed ..	3,106,840	3,308,230	4,312,640	5,906,390	5,548,460
Paper	6,682,625	7,446,850	8,969,022	7,692,453	7,298,465
Pasteboard	312,560	294,025	411,102	554,054	597,359
Paper and pasteboard, manufac- tures of	648,000	648,500	751,400	748,140	884,400
Prints, lithographs and adver- tisement cards	6,083,000	7,935,200	9,407,800	10,277,300	11,739,000
Silk :—					
Cocoons (except double cocoons)	517,680	472,010	295,200	657,900	420,120
Thrown, single, double or twisted	399,704,214	471,334,087	565,978,943	536,537,131	406,548,544
Waste silk	32,994,000	38,432,190	39,572,775	43,232,375	32,486,320
Sewing thread, whether of silk or waste silk	824,400	1,677,420	2,342,496	2,995,650	1,926,450
Manufactures	75,386,349	78,453,865	87,291,721	89,880,953	86,881,869
Stone, earthen, pottery, glass and glassware :—					
Alabaster, unwrought, 100 kilograms ..	8,000	121,485	122,499	155,311	100,893
Bitumens, solid	148,803	1,190,424	2,174,048	2,082,912	3,623,670
Earthenware, porcelain, &c.	2,835,880	2,816,357	2,836,439	3,505,227	2,891,087
Glass and glassware	5,233,767	4,574,499	4,414,793	3,037,513	3,997,424
Marble, unwrought, 1,000 kilograms ..	8,520,655	8,629,725	9,657,635	10,694,125	10,100,870
Marble and alabaster, wrought	14,377,378	15,439,788	15,731,961	17,465,065	15,827,451
Stone for building, 1,000 kilograms ..	80,337	4,219,480	3,135,250	3,114,925	2,739,850
Sulphur—Raw	3,018,059	23,772,781	18,922,208	1,618,127	2,042,402
Refined	1,352,607	14,661,961	14,053,372	1,355,649	1,258,525
Vehicles :—					
Motor cars for ordinary roads	1,112,560	3,646,000	11,847,700	20,185,310	28,236,745
Wood and straw :—					
Casks	2,503,695	5,788,173	2,182,936	2,402,827	2,634,115
Charcoal	2,019,450	1,764,840	1,929,228	1,773,576	1,725,290
Cork	1,472,110	1,222,866	1,554,820	1,873,455	1,688,320
Furniture	8,350,229	9,815,760	12,343,060	13,571,715	9,102,615
Small wares	2,030,430	2,160,560	2,164,265	5,252,040	4,983,600
Straw plait	9,332,180	8,952,335	9,908,350	12,841,720	6,565,160
Utensils and divers articles of common wood	2,183,830	2,367,070	3,081,698	2,573,889	1,940,390

ITALY.

Total Quantities and Values of the Principal Articles of Domestic Produce Exported, &c. — *Concluded.*

ARTICLES.	1904.		1905.		1906.		1907.		1908.	
	Quantity.	Value.	Quantity.	Value.	Quantity.	Value.	Quantity.	Value.	Quantity.	Value.
Wood and straw — <i>Coal.</i>		Liwe.		Liwe.		Liwe.		Liwe.		Liwe.
Wood Cabinet-makers		196,076		151,392		165,839		1,096,774		1,648,512
Wood Common.		6,367,274		6,582,534		6,700,793		6,734,980		7,431,519
Wood, horsehair and other hair —										
Horsehair and other hair and										
infrs. of		4,397,290		5,061,550		6,320,010		4,430,570		4,017,140
Wood, raw, including										
waste and blockwood 100 kilogs.	34,974	10,216,410	43,238	13,509,795	35,453	11,680,710	26,296	8,444,200	18,306	5,420,150
Yarn	2,706	1,803,400	3,573	2,442,830	4,330	3,362,520	3,474	2,833,500	2,409	1,740,760
Manufactures		12,990,345		14,838,126		13,383,750		16,136,430		12,069,780
Miscellaneous articles :										
Articles for collection and works		8,864,876		10,829,053		9,289,249		9,610,294		8,751,797
of art.										
Electric wires and cables, in-		2,702,950		2,481,880		2,254,130		3,143,505		2,134,800
salated										
Hats and caps		20,365,285		22,807,715		24,755,250		29,539,068		24,517,296
Musical instruments		1,492,810		1,619,847		1,947,323		1,848,633		2,149,078
Small wares		4,117,824		4,618,452		3,575,451		4,982,626		5,316,365
Umbrellas and parasols		716,900		753,900		758,000		1,651,734		459,023
Total value of principal and other		1,572,592,462		1,705,317,643		1,905,949,811		1,948,868,310		1,729,263,357
articles exported (indsc.)		9,710,400		8,251,500		8,275,400		5,810,900		21,012,290
Precious metals										
Total exports		1,582,302,862		1,713,569,143		1,914,225,211		1,954,679,210		1,750,275,557

SESSIONAL PAPER No. 10f

JAPAN.

Value of the Total Imports and Exports of Merchandise from and to each Principal Country during the Years ended December 31, 1904 to 1908, inclusive.

Note:—Gold Yen 19¹⁰/₁₀₀ cents.

Imports.					Countries.					Exports.				
1904.	1905.	1906.	1907.	1908.						1904.	1905.	1906.	1907.	1908.
Gold Yen.	Gold Yen.	Gold Yen.	Gold Yen.	Gold Yen.						Gold Yen.	Gold Yen.	Gold Yen.	Gold Yen.	Gold Yen.
74,993,000	115,380,000	101,311,000	116,245,970	107,794,569	United Kingdom					17,644,000	13,039,000	22,553,000	22,443,303	25,221,404
4,399,000	6,001,000	4,128,000	7,818,753	2,993,705	Australia					4,439,000	4,073,000	4,226,000	4,793,905	5,295,392
1,375,000	2,256,000	2,765,000	2,551,822	2,653,745	Austria-Hungary					544,000	414,000	1,226,000	1,148,716	1,125,811
6,101,000	11,002,000	10,551,000	13,398,299	7,390,449	Belgium					311,000	666,000	1,308,000	2,054,397	2,385,953
68,012,000	90,227,000	60,315,000	74,593,284	49,328,437	British India					9,405,000	7,998,000	10,352,000	13,088,089	13,631,541
837,000	1,002,000	1,002,000	1,217,140	1,119,671	British North America					3,212,000	3,240,000	3,953,000	3,863,657	3,130,681
2,726,000	3,398,000	2,468,000	5,062,258	2,702,114	British Straits Settlements					5,271,000	4,421,000	4,034,000	5,767,963	5,314,126
51,810,000	52,618,000	57,397,000	67,992,044	63,783,961	China					67,986,000	98,682,000	117,780,000	106,019,926	77,745,792
17,912,000	14,830,000	8,206,000	16,371,512	13,718,419	Corea					20,390,000	23,619,000	25,210,000	32,792,476	30,273,171
2,476,000	2,999,000	2,520,000	22,039,470	23,965,360	Dutch India					1,082,000	1,233,000	1,394,000	2,261,312	2,123,577
3,331,000	5,129,000	4,397,000	3,457,204	5,073,380	Egypt					419,000	284,000	379,000	386,300	616,329
28,697,000	42,680,000	12,500,000	7,023,957	3,246,442	France					36,320,000	27,227,000	40,289,000	42,532,655	33,745,755
8,000	14,000	1,233,000	19,320	12,938	Germany					4,104,000	4,360,000	8,396,000	11,255,619	7,975,815
500,000	874,000	1,233,000	1,204,396	1,019,837	Hawaii					2,241,000	1,876,000	2,758,000	3,468,677	3,179,693
2,495,000	1,429,000	685,000	820,610	1,115,580	Holland					433,000	162,000	226,000	266,805	431,032
674,000	502,000	636,000	942,874	663,485	Hong-Kong					28,160,000	20,215,000	27,001,000	24,381,732	18,538,739
661,000	2,271,000	1,324,000	2,171,243	1,573,589	Italy					12,071,000	8,095,000	11,808,000	13,770,735	11,387,429
2,463,000	1,368,000	1,143,000	2,159,178	1,623,147	Norway and Sweden					9,000	12,000	6,000	11,763	11,584
6,524,000	2,756,000	3,191,000	1,830,536	997,505	Philippine Islands					1,676,000	1,364,000	1,375,000	1,795,726	2,358,713
5,766,000	4,587,000	3,191,000	2,738,695	2,687,796	Russia					81,000	1,720,000	10,572,000	5,509,283	5,743,175
1,960,000	2,974,000	4,480,000	3,116,866	2,688,818	Siam					159,000	103,000	255,000	338,390	2,308,895
58,116,000	101,287,000	69,949,000	80,697,362	77,636,556	Switzerland					589,000	12,000	23,000	64,225	46,365
20,092,000	14,473,000	13,851,000	15,326,681	14,490,002	United States					101,251,000	94,009,000	125,964,000	131,101,015	121,996,586
					Other Countries					1,454,000	1,707,000	2,627,000	3,293,574	3,338,182
371,361,000	488,538,000	418,784,000	494,467,346	436,257,462	Totals mdse					319,261,000	321,534,000	423,755,000	432,412,873	478,245,673
53,947,000	31,507,000	47,211,000	8,256,503	17,544,486	Coin and bullion					107,796,000	16,355,000	25,784,000	18,759,285	3,772,502
105,308,000	520,045,000	465,995,000	502,723,849	453,801,948	Grand totals					427,057,000	337,889,000	449,539,000	451,172,158	382,018,175

JAPAN.

**TOTAL Quantities and Values of the Principal Articles Imported for Consumption (Merchandise only) during the Years ended
December 31, 1904 to 1908, inclusive.**

NOTE:—Gold Yen = 49⁸/₁₀ cents. Kin = 1 3228 lbs. Picul = 133·3 lbs. Yard and Ton, same as Canadian.

ARTICLES.	1904.			1905.			1906.			1907.			1908.		
	Quantity.	Value.		Quantity.	Value.		Quantity.	Value.		Quantity.	Value.		Quantity.	Value.	
		Gold Yen.			Gold Yen.			Gold Yen.			Gold Yen.			Gold Yen.	
Alcohol and alcoholic liquors.	770,418		1,332,561		1,612,343		1,023,471		902,910	
Beverages and comestibles:—															
Eggs, fresh. Kin.	493,012		5,282,397	953,358		6,350,801	1,176,932		5,365,488	965,621		7,548,364	1,291,970	
Fish, salmon and trout,															
salted.	8,532,732	570,914		10,538,744	721,693		32,381,905	1,893,052		7,259,366	540,510		5,548,187	384,642	
Flour of wheat. Piculs.	9,625,398		1,811,582	9,951,367		1,391,526	8,190,982		1,232,803	6,212,238		518,229	2,823,178	
Milk condensed. Doz.	501,807	1,178,099		677,001	1,608,379		622,441	1,508,774		834,761	2,062,211		909,160	2,389,296	
Clothing and accessories.	1,261,029		1,856,303		2,491,741		2,486,566		2,248,550	
Drugs, chemicals and medicines—															
Ammonia, sulphate of,	
crude. Kin.		43,352,697	3,528,226		66,296,365	5,296,689		104,415,833	8,227,472		110,627,601	8,796,790	
Soda, caustic.	9,703,606	639,151		17,008,490	1,137,264		14,521,644	976,375		17,082,191	1,171,180		15,766,780	1,121,150	
" nitrate of, crude.		20,077,076	1,317,472		8,241,564	531,469		9,898,559	637,213		9,890,877	609,419	
Dyes, pigments and paints—															
Aniline dyes.	1,695,968	1,046,469		3,118,639	1,679,892		5,587,322	2,496,582		5,423,843	2,471,856		4,615,771	2,030,784	
Indigo, dry.	1,034,104	2,117,672		1,407,546	2,829,739		2,039,356	4,446,872		2,665,546	5,876,705		2,439,157	5,420,604	
Paints in oil.	1,916,676	261,813		2,866,173	390,828		2,830,878	413,611		2,620,258	412,503		2,229,206	338,001	
Earthenware, porcelain and glass.	1,002,614		2,302,258		3,749,527		3,028,975		2,411,212	
Grains and seeds—															
Barley.		556,431	1,830,156		10,137	46,159		14,881	47,913		37,714	104,508	
Beans, pea and pulse.	2,665,542	8,624,846		3,100,158	10,593,112		2,868,470	9,718,290		2,903,533	10,404,902		3,527,757	11,574,185	
Rice.	14,731,785	59,791,911		11,595,913	47,981,265		6,101,086	26,172,979		6,770,264	30,931,058		22,688,539	4,853,542	
Wheat.	399,851	1,536,773		1,026,460	4,012,092		355,293	1,371,748		904,049	3,669,277		593,786	2,509,745	
Metals:—															
Iron and steel:—															
Bars and rods. Kin.	108,332,766	4,301,506		195,040,739	9,261,667		151,653,511	7,038,855		191,337,494	9,805,878		174,814,491	7,533,892	
Galvanized sheets.	13,245,108	1,221,419		40,060,705	3,367,870		35,986,693	3,406,116		56,371,947	5,692,014		46,769,661	4,619,473	
Galvanized wire.		20,116,021	1,206,068		16,483,291	1,137,987		18,679,113	1,426,921		27,341,054	1,788,100	
Pigs, ingots, slabs and	
blooms.	106,883,642	2,248,265		248,098,206	5,674,674		171,419,919	3,977,570		166,728,179	4,167,944		164,206,173	3,839,075	

9-10 EDWARD VII., A. 1910

SESSIONAL PAPER No. 10f

Pipes and tubes.....	Kin.	19,958,971	1,373,301	32,387,181	2,158,299	29,518,758	2,150,312	3,457,699	37,211,480	3,266,478
Plates and sheets.....	"	30,193,671	2,706,769	131,844,934	5,739,561	121,225,788	5,430,632	7,544,558	104,435,072	4,853,873
Other metals:—	"	658,859	539,870	1,263,633	1,096,398	779,184	788,963	1,803,217	763,793	2,513,747
Aluminum.....	"	503,413	219,869	5,332,618	1,990,476	483,660	109,792	60,460	329,476	421,913
Copper, pigs, ingots and slabs.....	"	10,008,239	808,096	16,295,638	1,295,670	14,839,091	1,455,897	7,362,528	11,276,799	78,270
Lead, pigs, ingots and slabs.....	"	778,528	723,302	1,267,558	1,177,642	716,631	666,466	444,476	887,722	977,127
Zinc or spelter:—	"	3,777,916	542,961	13,797,989	2,178,414	3,663,301	619,877	2,477,510	3,682,469	844,615
Blocks, ingots and slabs.....	"	8,126,454	1,116,440	9,741,572	1,753,472	6,954,296	1,386,948	7,825,660	7,222,285	528,653
Plates and sheets.....	"	678,279	678,279	3,356,471	3,356,471	1,164,806	6,554,037	5,419,235	1,208,661
Metal manufactures:—	"	1,960,055	1,960,055	42,813,263	2,609,431	41,512,963	2,630,914	2,462,712	2,462,712	1,867,129
Insulated electric wire.....	"	36,129,878	49,842,628	3,548,357	49,823,643	3,122,213
Iron nails.....	"	2,635,872	191,324	7,158,046	577,899	9,582,103	904,123	2,178,887	47,805,247	3,868,167
Materials for buildings, bridges, &c.....	"	81,671,801	18,201,490	58,703,309	12,001,261	59,428,008	12,326,893	14,324,800	72,207,833	15,105,290
Oils, fats and waxes:—	"	12,221,188	1,262,885	7,960,050	1,108,341	10,501,778	1,635,736	1,494,321	12,858,454	2,064,927
Oil, kerosene or petroleum, Gall. Paraffine wax.....	Kin.	626,711	273,693	329,495	6,193,005	34,525	523,343	682,673	62,404	1,238,536
Ores and minerals:—	Tons.	659,910	923,230	1,482,198	2,436,830	1,938,544	3,889,834	3,900,251	2,002,212	1,531,351
Iron ore.....	"	3,350,958
Coal and coke.....	"	516,902
Phosphoric.....	"	2,549,075
Paper and manufactures:—	"	3,312,953
Books.....	"	314,224	314,224	435,407	435,407	1,178,975	587,248
Printing paper.....	Kin.	8,938,734	975,978	19,499,981	1,886,133	21,881,392	2,271,553	3,407,111	26,453,233
Paper, other.....	"	2,235,175	5,187,996	4,954,518	4,508,089
Skins, hair, bone, horn, tusk, shell, &c.:—	"
Furs.....	No.	794,964	915,079	873,586	1,165,438	97,712	55,236	74,981	84,716	48,479
Hides and skins.....	Kin.	7,745,410	2,422,957	6,182,172	2,201,326	5,180,392	1,599,956	2,565,159	5,375,869	1,659,211
Leather, sole.....	"	3,936,568	2,612,091	11,790,876	8,368,173	1,487,176	2,186,624	1,669,099	1,669,738	1,266,099
" all other.....	"	2,218,202	1,752,874	5,722,835	5,682,198	1,379,349	1,824,802	1,746,996	1,252,281	1,609,168
Sugar.....	Piculs.	4,128,085	23,093,177	2,168,473	13,706,188	3,786,127	23,725,974	3,296,385	3,323,541	19,604,638
Textile fabrics and mfrs. of:—	"
Cotton tissues.....	"	9,178,232	9,178,232	17,877,282	17,877,282	18,845,712	17,499,149	17,899,510
Linon and hemp tissues.....	"	755,807	3,013,207	412,126	3,013,207	412,126	412,126	1,269,803	848,789
Silk tissues.....	"	397,239	471,724	483,574	483,574	483,574	484,409	529,617
Woolen tissues.....	"	20,934,078	20,925,797	20,925,797	12,304,887	12,304,887	8,564,977
Other textile fabrics.....	"	7,538,170	4,168,215	4,168,215	6,017,981	6,017,981	4,022,880
Vessels, scientific instruments and machinery:—	"
Machinery.....	"	9,882,000	9,882,000	20,661,054	20,661,054	18,287,693	27,699,012	34,271,634
Scientific instruments.....	"	903,887	3,590,150	5,492,629	3,590,150	5,492,629	4,151,913	3,424,825
Vehicles and vessels.....	"	10,092,753	13,909,569	7,040,324	7,040,324	7,040,324	9,099,415	9,231,824
Yarns, threads, twine, cord- age and materials of:—	"
Cotton, raw, ginned.....	Piculs.	2,546,082	71,466,844	4,182,554	109,290,157	2,956,974	81,293,860	114,034,725	3,114,690	88,713,480

SESSIONAL PAPER No. 10f

J A P A N.

Total Quantities and Values of the Principal Articles of Domestic Produce Exported (Merchandise only) during the Years ended December 31, 1904 to 1908, inclusive.

NOTE:—Gold Yen=49½ cents. Kin=1 3228 lbs. Picul=133 lbs. Sho=1.5881 quarts. Ton same as Canadian.

ARTICLES.	1904.		1905.		1906.		1907.		1908.	
	Quantity.	Value.	Quantity.	Value.	Quantity.	Value.	Quantity.	Value.	Quantity.	Value.
		Gold Yen.		Gold Yen.		Gold Yen.		Gold Yen.		Gold Yen.
Alcoholic liquors:—										
Beer.....	6,214,959	755,680	11,757,523	1,377,447	6,470,633	1,563,658	6,705,048	1,329,866	6,391,508	1,207,727
Sake.....	35,612,944	2,444,196	29,155,221	4,982,365		3,122,897		3,888,586		3,329,262
Beverages and comestibles:—										
Tea.....		12,833,836		10,584,322	30,021,278	10,767,090	30,684,472	12,618,241	26,662,971	11,153,379
Marine productions:—										
Beche de mer, dried.....	871,384	395,746	1,080,354	549,237	1,071,887	593,255	973,230	540,422	831,170	438,864
Fish, dried.....	20,463,484	3,230,426	15,953,792	2,581,088	17,596,713	2,759,861	18,557,806	2,913,112	11,930,201	2,051,087
Seaweed.....	51,006,571	1,246,515	49,818,253	1,549,397	55,221,444	1,894,484	53,273,769	1,709,358	46,456,206	1,356,933
Shell-fish, dried.....	6,655,940	1,577,016	3,074,990	1,101,696	3,722,734	1,449,306	3,890,109	1,444,347	2,106,757	840,960
Other beverages & comestibles:—										
Comestibles in tins and bottles.....		633,163		1,144,709		1,116,229		1,062,897		998,415
Fruits and nuts.....		541,213		496,938		1,251,546		1,510,958		1,149,465
Soy.....	2,639,934	353,674	4,168,965	882,152	4,141,789	952,340	4,403,581	1,082,851	4,155,091	1,054,433
Vegetables.....										
Vegetables.....		861,336		1,946,947		2,820,913		2,577,193		2,450,120
Clothing and accessories.....										
Clothing and accessories.....		4,615,680		5,727,173		9,943,136		11,181,227		8,988,918
Drugs, medicines, dyes and paints.....										
Camphor.....	3,140,800	3,168,197	2,284,794	2,566,233	2,656,581	3,632,785	3,057,657	5,026,858	1,807,565	2,063,410
Sulphur.....	42,633,161	950,590	48,991,634	971,921	62,800,730	1,291,911	52,309,424	1,091,389	50,883,719	1,037,496
Other drugs, &c.....										
Other drugs, &c.....		3,761,514		3,775,245		3,826,029		3,589,493		3,022,470
Earthenware, porcelain and glass.....										
Earthenware, porcelain and glass.....		5,143,714		7,517,180		11,111,334		9,331,908		6,657,143
Grain and seeds:—										
Rice.....	771,097	4,724,860	729,185	3,126,989	561,158	3,687,083	502,788	3,664,344	540,087	3,910,243
Machinery.....										
Machinery.....		564,659		3,230,648		3,923,658		8,585,218		6,804,014
Metals:—										
Copper, ingots and slabs.....	35,984,304	13,370,678	34,040,107	16,048,452	56,670,864	25,104,955	53,450,776	29,262,693	60,078,734	21,255,013
Metal manufactures.....										
Metal manufactures.....		3,008,150		3,306,451		3,948,443		3,885,869		3,508,727
Oils and waxes.....										
Oils and waxes.....		2,813,352		1,839,322		2,627,276		1,967,809		5,811,029
Ores and minerals:—										
Coal and coke.....	2,883,746	14,923,489	2,512,194	14,347,115	2,407,379	15,359,735	2,924,459	19,093,225	2,867,958	18,317,240
Zinc ore.....										
Zinc ore.....				261,915	256,190	177,896	328,647	598,918	248,530	190,271

JAPAN.

Total Quantities and Values of the Principal Articles of Domestic Produce Exported (Merchandise only), &c.—*Concluded.*

ARTICLES.	1904.		1905.		1906.		1907.		1908.	
	Quantity.	Value.	Quantity.	Value.	Quantity.	Value.	Quantity.	Value.	Quantity.	Value.
		Gold Yen.		Gold Yen.		Gold Yen.		Gold Yen.		Gold Yen.
Paper and mfrs. of.....	2,795,040	4,043,469	6,106,566	5,294,397	4,783,671
Skins, hair, horns, tusks, &c.....	1,565,685	1,319,993	2,211,816	2,231,346	1,818,669
Sugar.....	336,293	4,446,863	11,317,288	2,829,047	3,776,876
Textiles:—										
Cotton tissues.....	7,743,430	11,492,136	15,619,198	16,344,097	14,611,374
Silk.....	37,828,418	30,259,135	35,679,427	31,639,787	30,370,913
Tissues, mfrs. of.....	1,675,995	8,792,428	11,487,994	13,920,326	9,414,260
Tobacco:—										
Cigarettes.....	981,998	2,512,848	1,750,419	3,092,133	1,054,293	1,773,419	1,271,888	2,055,225	985,247	1,610,354
Other.....	182,171	430,951	204,397	336,252	271,818
Yarns, threads, twines, cordage:—										
Cotton yarns.....	77,192,453	29,268,456	80,215,088	33,246,462	80,204,106	35,303,526	67,941,393	30,342,914	50,353,065	20,723,904
Kun.....	5,287,737	5,590,730	6,504,536	6,253,164	5,627,450	5,815,149	5,656,123	6,243,305	7,891,257	7,872,465
Silk waste.....	9,658,582	88,740,702	7,279,465	71,998,928	10,394,693	110,499,375	9,354,361	116,888,627	11,521,795	108,600,062
" raw.....
Miscellaneous:—										
Bamboo manufactures.....	961,544	900,555	1,072,224	1,084,475	867,273
Braids.....	5,165,612	5,453,981	4,716,538	5,001,830	3,948,217
Brushes.....	892,355	897,847	1,193,718	1,217,134	1,125,469
Fans.....	28,097,810	898,476	25,849,240	917,157	32,818,834	1,221,082	33,897,400	1,248,453	19,259,919	833,442
Matches.....	33,290,631	9,763,860	37,706,025	10,300,702	38,618,512	10,915,905	33,572,100	9,446,582	33,873,964	9,468,062
Matts and matting.....	4,917,358	5,086,957	5,829,643	5,743,279	5,765,053
Soap.....	368,991	676,129	821,653	652,525	596,970
Timber, lumber, &c.....	3,248,899	5,197,220	9,329,359	13,354,811	8,622,497
Umbrellas and parasols.....	3,081,790	1,447,631	2,736,214	1,582,798	2,653,217	1,792,412	2,588,814	1,613,252	2,613,132	1,517,649
Total value of principal and other articles exported.....	319,261,000	321,533,610	423,754,892	432,412,873	378,245,673

SESSIONAL PAPER No. 10f

MEXICO.

VALUE of the Total Imports and Exports from and to each Principal Country during the Years ended June 30, 1905, to 1909, inclusive. (*Including Coin and Bullion.*)

NOTE:—Peso (imp.)=4s. or 97·3 cts. prior to 1905-6; Peso (exp.)=2s. or 48·6 cts. prior to 1905-6. Peso (imp. and exp.)=49·8 cts. subsequent to 1904-5.

IMPORTS.					EXPORTS.				
1904-5.	1905-6.	1906-7.	1907-8.	1908-9.	1904-5.	1905-6.	1906-7.	1907-8.	1908-9.
Pesos.	Pesos.	Pesos.	Pesos.	Pesos.	Pesos.	Pesos.	Pesos.	Pesos.	Pesos.
10,490,793	20,181,153	23,451,273	32,744,972	19,780,992	16,719,892	41,672,873	31,874,024	26,214,939	24,132,140
14,045	23,662	49,377	349,621	32,317	35,239	4,450	750	925	2,300
581,950	1,100,920	1,315,688	1,600,288	1,218,391	23,667	8,660	3,555	19,064	6,689
1,440,218	2,538,380	3,127,630	3,242,747	1,904,841	8,375,212	7,208,821	5,308,504	6,036,676	5,806,957
25,456	278,400	447,676	821,745	1,436,426	33,501	208,335	456,679	187,013	526,175
5,379	5,843	160,532	119,250	297,412	4,750	5,060	1,200	27,108	1,487
116,272	208,212	288,138	207,409	190,660	500	796	1,000	15
16,970	23,565	16,405	31,314	32,358	1,000
113,940	242,205	177,562	136,732	126,595	3,875,470	4,028,996	2,372,180	2,061,102	1,610,586
149,119	94,864	95,976	144,979	131,776	720	50	200	500
8,555,326	16,171,928	17,317,663	19,780,208	12,358,748	5,905,746	8,010,280	8,054,973	12,393,830	11,009,970
9,836,217	20,668,732	24,036,958	28,390,773	17,135,786	15,719,855	20,523,156	20,109,664	22,380,241	12,859,011
24,926	38,978	8,505	8,850	19,180	593,349	528,378	482,471	457,581	481,670
278,514	607,369	563,779	547,014	447,718	81,429	49,426	51,850	44,510	19,760
425,785	1,262,831	1,157,536	1,022,690	977,436
801,999	1,291,553	1,876,459	1,921,671	1,800,037
111,217	142,807	723,803	936,236	582,909
114,706	245,456	355,580	351,775	390,691	10,000	53,224	37,966	48,956	23,731
3,740,929	7,592,987	7,937,986	7,592,317	5,185,577
153,840	173,547	571,562	576,213	328,877	1,934,316	2,201,295	2,988,411	2,331,667	5,987
402,505	911,980	925,873	1,411,304	839,313	450	1,228,903
48,377,530	145,541,630	146,392,884	118,001,986	90,537,650	139,989,419	186,010,052	175,809,124	170,123,587	172,946,292
39,006	49,618	26,811	17,816	55,534	235	50
335,652	601,542	1,143,832	1,939,551	692,643	526,262	565,753	465,193	411,462	443,172
86,122,294	220,004,755	232,229,578	221,757,464	156,504,447	193,854,717	271,138,809	248,015,010	242,740,201	231,101,795
						Totals.			

9-10 EDWARD VII., A. 1910

MEXICO.

Total Quantities and Values of the Principal Articles Imported during the Years ended June 30, 1904 to 1908, inclusive.

NOTE:—Peso (imports)=4s. or 97·3 cts. prior to 1905·6; Peso=49·8 cts. subsequent to 1904·5; Kilog.=2·201 lbs.; Litre=21·99 galls.

ARTICLES.	1903-4.		1904-5.		1905-6.		1906-7.		1907-8.	
	Quantity.	Value.	Quantity.	Value.	Quantity.	Value.	Quantity.	Value.	Quantity.	Value.
	Pesos.	Pesos.	Pesos.	Pesos.	Pesos.	Pesos.	Pesos.	Pesos.	Pesos.	Pesos.
Animals living	1,251,530			499,333		3,008,297		3,883,772		2,364,575
Arms and explosives:										
Cartridges, loaded or not,	304,971		158,255		356,138		365,496		704,033	
and percussion caps.....Kilogs.		274,118		380,361		572,355		485,130		1,235,894
Dynamite, powder, gun										
cotton and other explosives	3,515,685		3,056,244		1,965,671		5,859,150		3,779,917	
Firearms of all kinds.....Kilogs.		702,804		628,532		1,913,681		1,730,069		1,084,267
Gunpowder.....Kilogs.		850,954		1,401,121		1,113,503		985,641		793,351
Chemical and pharmaceutical	44,150,830		87,477,055		88,142,199		96,871,857		132,098,761	
products:										
Alkaline cyanide Kilogs.	836,224		1,084,660		1,585,542		2,550,124		3,411,534	
Calcium carbide....." "	344,111		381,429		453,533		788,713		996,050	
Caustic soda and potash, .." "	5,932,356		6,722,867		7,703,278		7,358,525		7,203,845	
Medical drugs, chemical		304,733		334,625		742,801		756,110		775,311
and pharmaceutical pro-										
ducts.....Kilogs.		446,175		453,583		1,427,578		1,454,783		1,520,338
Paints and colours.....Kilogs.	2,562,133		2,924,921		3,359,806		3,584,100		3,702,033	
Saltpetre or nitrate of pot-		528,426		555,882		1,261,392		1,542,255		1,739,717
ash or soda	639,374		677,960		577,987		2,879,304		3,337,466	
Sulphate of copper....." "	2,275,601		2,065,642		1,900,476		1,255,374		1,751,575	
Varnishes....." "	213,669		286,882		486,701		298,929		537,897	
Clay and sand of all kinds,										
fire-clay, rotten-stone, tri-										
poli....." "		95,366		61,599		472,674		447,565		605,177
Coal.....100 kilogs.	11,615,988		11,168,843		11,846,060		13,023,682		11,672,633	
Coke....." "	3,263,584		3,296,107		3,634,515		3,571,781		3,673,758	
Cork....." "		1,288,620		1,088,552		2,639,754		2,603,284		2,701,349
Cotton:		242,473		135,299		408,512		672,773		375,695
Raw, ginned, waste and										
carded.....Kilogs.	11,258,117		18,689,259		6,998,813		639,222		368,749	
		3,117,618		4,164,365		3,360,124		3,687,749		1,004,991

SESSIONAL PAPER No. 10f

Yarn	1,076,810	1,089,491	2,116,411	2,254,875	2,720,286
Manufactures:					
Piece goods:	3,136,325	3,449,814	7,336,909	8,836,748	10,771,132
Other mfrs.	1,504,731	1,623,071	3,175,198	3,333,560	4,171,964
Crystals, glass, crockery,					
porcelain	1,597,122	1,749,070	4,138,155	4,504,551	4,509,023
Flax, hemp, jute, &c.:					
Jute, abachi, manila hemp,					
pita, ixtle, sisal, raw	3,670,508				
Yarn	201,007	261,090	1,024,626	1,087,270	1,047,854
Manufactures:	287,818	296,646	391,234	401,724	413,095
Piece goods:	358,016	315,924	683,857	807,827	765,119
Other mfrs.	75,961	85,111	206,788	247,455	252,806
Fruits and vegetables, in bils,	671,479	806,408	1,577,765	1,816,719	1,758,192
Globes for incandescent					
electric lights, switches,					
&c.	329,500	316,820	379,558	579,360	763,461
Grain and seeds:					
Alimentary seeds and					
grains (includes wheat)	31,102,941	531,084	5,432,580	62,602,195	14,466,720
Corn and maize	12,509,709	274,893	1,780,402	52,823,036	17,787,960
Flour of wheat and other					
cereals and meals	3,904,439	256,273	648,376	4,011,507	606,584
Caraway seeds and cocoa	694,528	276,758	673,674	555,189	646,633
Gutta percha					
Articles of gutta percha					
and celluloid	339,081	353,057	810,582	965,337	1,304,126
Rubber belts for machin-					
ery	105,789	128,620	344,104	385,008	369,335
Rubber hose	90,209	99,092	291,136	254,630	280,459
Hides and skins, raw	195,873	137,182	161,799	207,353	210,381
Leather:					
Boots and shoes	653,209	1,293,112	3,315,794	3,432,957	3,440,894
Calf-skins, kid, chamois,					
patent leather, &c.	291,853	281,708	546,653	695,450	690,135
Leather belting for mach-					
inery	101,788	155,531	335,022	415,499	362,374
Leather gloves	42,591	52,254	90,337	135,532	111,198
Machinery of all kinds	8,615,704	8,652,780	19,051,580	26,260,552	29,849,983
Metals:					
Copper and alloys of:					
Articles of copper, brass,					
bronze, white metal	721,228	821,257	2,040,801	2,063,579	2,057,684
Cables with or without					
copper, &c. cores	65,573	65,977	378,316	1,127,749	856,879
Copper, brass, bronze,					
white metal wire	361,449	347,616	790,773	859,806	1,371,755
Copper ore, matte, pigs					
and granulated	1,120,425	1,154,816	3,390,750	3,661,546	3,606,195

9-10 EDWARD VII., A. 1910

MEXICO.

Total Quantities and Values of the Principal Articles of Imported, &c.—*Concluded.*

ARTICLES.	1903-4.		1904-5.		1905-6.		1906-7.		1907-8.	
	Quantity.	Value.	Quantity.	Value.	Quantity.	Value.	Quantity.	Value.	Quantity.	Value.
Metals—<i>Con.</i>		Pesos.		Pesos.		Pesos.		Pesos.		Pesos.
Gold, silver, platinum :										
Coin, gold and silver, of any country.....		1,764,003		3,588,369		42,212,342		23,883,487		3,364,049
Gold, silver, platinum ore, ingots, dust.....		356		9,514		32,493		1,022,159		38,183
Jewellery.....		361,088		966,441		606,035		799,415		826,195
Iron and steel :										
Articles of iron and steel, tinned, nickel, copper, brass, painted or galvanized..... Kilogs										
Beams, joists, columns, frames, brackets &c.....	5,058,982	1,275,031	4,847,350	1,403,969	7,148,446	3,963,905	8,339,155	4,829,021	7,604,888	4,787,519
Bars, rounds, square, flat, channel, angle, T, iron.....	8,792,161	557,123	7,679,959	476,091	5,392,217	682,883	7,711,875	940,070	9,229,261	1,309,265
Piping and tubing.....	17,532,396	1,076,988	19,302,376	1,314,870	20,560,884	2,535,968	29,038,705	3,483,119	31,650,268	4,064,658
Smooth sheets, corrugated roofing, even if painted, &c.....	14,584,413	800,883	13,572,439	753,980	16,927,767	2,025,239	18,873,575	2,481,222	15,617,756	2,031,421
Wire.....	13,352,992	681,068	12,545,752	622,018	14,298,492	1,469,985	15,885,284	1,726,212	18,202,903	1,966,781
Rails, points, bolts, &c. for railways.....	82,233,148	2,226,308	53,756,311	1,805,046	94,072,679	5,324,261	91,918,200	5,655,252	96,945,283	7,008,866
Nails, screws, tacks, bolts, nuts, rivets.....	5,401,471	448,594	6,318,175	550,982	5,361,646	981,656	6,759,092	1,276,251	6,610,024	1,291,905
Plows, spades and other agricultural tools.....	2,475,660	384,648	2,439,140	327,562	3,786,831	1,096,007	3,899,807	1,282,237	3,266,086	1,039,818
Tin plate in sheets.....	4,548,403	266,304	5,321,033	317,850	4,446,211	546,626	5,492,202	761,829	5,539,677	810,331
Tin, lead and zinc :										
Ores and metals.....		77,395		124,226		291,007		445,906		426,937
Manufactured articles.....		248,798		256,087		605,090		845,448		907,904
Musical instruments.....		537,870		510,965		1,127,578		1,417,462		1,587,853

SESSIONAL PAPER No. 10f

Sugar. Kilogs.	16,313,211	2,594,178	38,701,085	5,717,446	5,072,155	674,235	7,049,386	1,164,339	5,685,824	689,612
Tobacco, raw	1,603,412	1,899,624	2,108,745	2,723,362	1,623,813	2,216,282	1,494,722	1,894,830	2,645,551	2,818,133
" manufactured	127,080	340,861	148,947	465,145	183,206	373,331	200,253	493,229	183,751	501,634
Vanilla	98,334	2,670,482	120,653	2,285,673	224,710	4,157,395	163,741	2,662,266	108,071	1,907,061
Wood, fine cabinet.	2,359,322	1,951,263	1,691,798	1,977,533	2,023,943
Total values of principal and other articles exported.	196,726,511	193,854,717	271,138,809	248,018,010	242,740,201

NORWAY.

VALUE of the Total Imports and Exports from and to each Principal Country during the Years ended December 31, 1904 to 1908, inclusive.

NOTE :—Krone = 26·8 cents.

IMPORTS.					EXPORTS.				
1904.	1905.	1906.	1907.	1908.	COUNTRIES.				
Kroner.	Kroner.	Kroner.	Kroner.	Kroner.	1904.	1905.	1906.	1907.	1908.
74,779,900	77,748,000	95,669,500	104,778,800	94,400,200	United Kingdom	76,803,300	82,167,000	95,428,800	Kroner.
124,000	170,160	202,900	248,300	501,200	Africa	1,433,000	1,716,400	1,399,000	91,730,200
244,500	210,600	1,066,200	411,000	502,800	Austria-Hungary	583,100	434,000	806,600	1,034,500
.....	100	100	400	Australasia	3,101,800	2,171,900	4,630,800	524,700
11,271,700	12,300,900	13,639,700	15,016,600	14,713,900	Belgium	7,941,100	8,361,500	10,831,000	4,861,200
87,800	101,900	132,300	146,100	300	Canada	2,200	89,100	10,723,600	11,089,700
17,281,000	20,545,800	19,945,200	25,180,800	27,324,400	Denmark	8,219,600	9,723,900	11,280,400	112,600
11,700	2,100	122,100	52,200	165,300	East Indies, China and other	9,606,100
67,100	248,400	88,100	140,400	240,700	Asia	16,000	1,874,400	335,900	434,300
4,307,200	4,512,100	6,010,400	6,641,900	7,270,800	Finland	35,900	103,300	103,700	337,800
83,182,200	87,189,600	88,163,100	101,386,700	111,582,900	France	7,263,200	9,925,600	10,017,100	11,109,900
60,800	90,400	110,000	106,100	134,800	Germany	26,621,900	35,412,700	36,387,200	37,482,300
13,724,900	13,574,800	15,120,800	17,652,700	16,689,600	Greece
3,503,900	6,041,900	5,625,500	3,801,300	1,686,600	Holland	17,542,900	20,222,700	24,367,700	21,477,400
2,075,200	1,650,400	2,100,300	2,111,700	2,020,000	Iceland	3,573,700	1,276,700	1,763,700	1,561,100
.....	2,300	1,400	1,300	2,300	Italy	1,518,800	3,744,100	4,695,200	6,341,800
.....	100	20,900	936,400	Japan	280,100	157,100	643,000	46,100
418,600	659,900	564,800	802,200	702,100	Mexico and C. A. States	804,900	338,200	282,300	470,400
426,400	2,145,900	2,277,200	3,493,300	1,244,500	Portugal	1,703,900	2,446,000	3,041,900
32,021,100	31,900,200	31,146,300	33,909,900	26,673,600	Roumania
.....	Russia	5,672,700	5,300,600	5,428,400	6,510,100
330,900	516,400	1,299,100	1,132,500	2,477,600	South America:—
91,600	29,200	177,000	177,000	2,700	Arg. Republic	106,400	153,200	15,000	231,200
.....	663,700	824,700	1,849,700	1,735,100	Brazil	1,500	1,600	29,200	420,600
2,362,400	2,307,100	2,645,600	2,745,600	2,929,900	Other	45,700	100,300	82,800	10,000
34,239,400	38,469,600	40,932,100	46,946,100	41,407,600	Spain	11,770,700	13,225,500	13,239,800	11,444,700
301,100	287,800	553,600	674,600	741,300	Sweden	13,945,000	15,229,100	16,006,500	12,361,300
378,200	53,200	41,300	35,500	127,400	Switzerland
9,474,200	8,650,000	14,352,600	14,545,300	18,103,800	Turkey	4,393,900	5,447,200	25,700
600	600	600	600	18,103,800	United States	3,636,700	7,089,400	6,161,500
1,375,000	2,793,700	712,400	1,844,700	1,691,000	West Indies	812,400	1,554,700	141,000	1,028,800
.....	Other Countries	988,300	825,700
292,147,400	312,336,300	343,524,300	385,707,800	376,129,200	Totals	192,810,300	217,960,100	245,922,700	240,076,600

SESSIONAL PAPER No. 10f

NORWAY.

Total Quantities and Values of the Principal Articles Imported (Merchandise only) during the Years ended December 31, 1904 to 1908, inclusive.

NOTE:—Krone=26·8 cents. Klog.=2·204 lbs. Litre = 2·199 galls.

ARTICLES.	1904.			1905.			1906.			1907.			1908.		
	Quantity.	Value.	Kroner.	Quantity.	Value.	Kroner.	Quantity.	Value.	Kroner.	Quantity.	Value.	Quantity.	Value.	Kroner.	
Animals:—															
Cattle.....	No.	1,694,000	2,297,000	10,710	1,770,800	9,718	1,561,100	13,482	2,171,800						
Horses.....	"	72,000	82,000	206	100,600	222	108,300	283	139,700						
Other.....	"														
Butter.....	Kilogs.	293,000	435,000	155,000	218,000	543,550	817,100	161,200	261,200						
Cement.....	"	12,845,000	385,000	13,797,000	393,000	11,675,860	356,100	16,646,780	566,000						
Cheese.....	"	284,000	341,000	202,000	314,000	263,370	342,400	276,490	1,529,700						
Clocks and watches.....	"														
Coal, coke and cinders 1,000 kilogs.		1,508,000	22,289,000	1,513,000	20,400,000	1,544,000	889,600		1,997,200						
Cocoa.....	Kilogs.	583,000	761,000	615,000	806,000	718,049	21,901,000	1,749,446	30,281,700						
Coffee.....	"	10,750,000	7,740,000	11,475,000	9,180,000	12,814,000	9,995,000	13,080,960	8,764,300						
Cotton:—															
Raw.....	Kilogs.	2,857,000	3,199,000	3,026,000	2,663,000	3,311,000	3,311,000	3,512,800	3,864,100						
Yarn.....	"	1,222,000	2,298,000	1,533,000	2,602,000	1,545,000	2,828,000	1,719,608	3,442,900						
Manufactures.....	"	3,448,000	7,826,000	2,775,000	8,985,000	2,829,600	9,517,000	3,164,658	11,068,800						
Dyes and paints.....	"														
Earthenware and stoneware.....	"														
Fish.....	Kilogs.														
Flax, hemp and jute:—															
Raw.....	Kilogs.	4,722,000	2,303,000	4,606,000	2,377,000	5,902,600	3,617,000	5,321,390	3,488,200						
Yarn.....	"														
Manufactures.....	"	1,856,000	1,794,000	1,636,000	1,703,000	1,106,183	1,954,500	1,193,163	2,259,200						
Fruits.....	"														
Glass and glassware.....	"														
Grain and grain products:—															
Barley.....	Kilogs.	123,178,000	10,939,000	124,826,000	11,979,000	107,392,000	10,769,000	101,136,730	12,194,100						
Corn or maize.....	"	14,033,000	1,277,000	13,703,000	1,329,000	18,120,800	1,667,100	48,931,800	5,137,800						
Oats.....	"	8,207,000	821,000	11,709,000	1,171,000	953,940	102,100	16,111,710	1,949,500						
Rye.....	"	229,778,000	22,157,000	224,406,000	24,037,000	232,648,000	24,239,000	190,993,720	25,325,800						
Rye meal.....	"	32,121,000	3,887,000	44,775,000	5,769,000	20,479,000	2,630,000	25,191,720	4,229,500						
Wheat.....	"	23,648,000	3,311,000	19,902,000	2,657,000	20,844,000	2,731,000	15,002,280	2,280,300						

9-10 EDWARD VII., A. 1910

NORWAY.

* TOTAL Quantities and Values of the Principal Articles of Merchandise Imported, &c.—*Concluded*.

ARTICLES.	1904.		1905.		1906.		1907.		1908.	
	Quantity.	Value.	Quantity.	Value.	Quantity.	Value.	Quantity.	Value.	Quantity.	Value.
		Kroner.		Kroner.		Kroner.		Kroner.		Kroner.
Grain and grain products— <i>con.</i>										
Wheat meal	36,449,000	6,743,000	38,314,000	6,667,000	42,051,000	7,023,000	50,196,750	9,738,100	56,290,690	11,250,200
Grease, tallow, &c. Kilogs.	10,111,000	6,383,000	10,645,000	7,981,000	11,721,700	9,182,000	10,825,670	8,504,000	10,888,000	9,956,200
Gutta percha, crude	166,569				166,569	699,600	227,316	954,700	229,247	917,000
" manufactures						1,622,200		1,674,400		1,943,400
Hides and skins	4,246,000	7,458,000	4,869,000	8,504,000	5,650,000	10,727,000	5,273,383	9,721,600	5,781,187	10,618,100
Lard	3,395,000	1,935,000	3,578,000	2,004,000	3,790,510	3,032,400	3,007,510	2,466,200	3,127,880	2,940,200
Machinery and locomotives		7,795,000		7,683,000		8,793,000		13,622,200		15,322,300
Manures	27,810,000	1,219,000	33,533,000	1,327,000	40,072,609	1,547,700	45,681,972	1,917,800	41,996,870	1,905,700
Meats	4,288,000	2,892,000	4,475,000	3,151,000	5,220,270	4,188,400	4,768,670	3,829,000	4,009,490	3,138,900
" Bacon and hams										
Other meats	5,615,000	2,330,000	5,692,000	2,641,000	5,424,476	2,768,800	4,871,893	2,573,400	5,871,687	2,901,600
Meals:—										
Unwrought										
Iron and steel	78,151,000	8,620,000	92,208,000	10,289,000	97,199,000	12,311,500	105,458,990	13,956,800	109,150,890	13,079,800
Other metals					5,441,664	4,268,200	7,510,519	4,942,800	5,106,039	3,317,800
Wrought and wares										
Copper		17,632,000		17,118,000		2,565,800		3,116,300		3,185,700
Iron and steel						18,002,200		18,353,700		17,393,500
Other metals						990,500		1,217,300		1,608,000
Musical instruments						433,600		603,800		607,700
Oilcake and oilcake meal .. Kilogs.	16,749,000	2,010,000	20,274,000	2,484,000	17,379,900	2,259,400	18,707,820	2,619,100	14,846,385	2,754,200
Oils:—										
" Cotton seed					1,807,500	821,700	4,204,130	2,102,100	5,230,450	2,615,200
" Fish	1,132,000	283,000	2,615,000	628,000	3,789,280	1,250,500	3,113,480	1,246,300	2,993,710	958,000
" Olive	1,382,000	225,000	629,000	566,000	1,203,670	1,143,500	1,281,860	1,217,800	1,878,460	1,784,600
" Petrol-um	50,543,000	4,044,000	43,860,000	3,202,000	41,560,910	3,430,100	44,230,810	3,669,000	64,680,080	5,977,800
Paper						4,019,400		2,544,000		2,204,900
Rice and sago						984,000		1,114,200		1,225,500
Salt:—										
" Cooking		1,768,001		1,723,000	167,298,200	2,057,800	163,458,400	2,124,900	177,348,700	2,128,200
Other sorts						1,548,200		2,123,100		2,104,400
Seeds						2,119,200		2,608,900		2,843,800
Ships		15,760,000		14,045,000		25,279,200		20,055,500		9,845,500
Silk manufactures						2,019,600		2,592,800		2,668,400
Spirits, brandy	1,407,000	2,142,000	1,269,000	1,797,000	1,367,000	1,945,000	1,403,337	2,071,200	1,641,099	2,306,200
Sugar:—										
" Raw	24,015,000	5,524,000	25,314,000	6,582,000	25,630,000	5,382,000	27,325,950	5,738,400	28,128,210	6,469,500

SESSIONAL PAPER No. 10f

Refined..... Kilogs.	10,777,000	3,018,000	10,063,000	3,019,000	10,822,000	2,706,000	12,178,520	3,044,600	11,307,970	3,069,400
Sulphur and flowers of sulphur.....	12,181,000	1,218,000	10,240,000	10,024,000	11,465,110	1,116,500	11,411,740	1,027,000	12,281,020	1,105,300
Syrup.....	12,496,000	1,496,000	12,045,000	1,445,000	13,637,483	1,636,700	13,954,194	1,815,800	11,030,812	1,546,500
Tobacco:—Unmanufactured.....	1,295,000	1,424,000	1,341,000	1,610,000	1,582,010	1,898,400	1,758,020	2,198,300	1,654,920	2,118,300
Manufactured.....	140,325	1,182,500	154,957	1,313,800	150,237	1,306,700
Vegetables.....	698,200	497,400	669,500
Wines.....	1,945,000	1,884,000	1,940,000	1,954,000	2,389,000	2,553,000	2,593,036	2,933,700	2,505,393	2,874,300
Wood and manufactures of.....	11,573,500	8,356,700	6,356,800
Wood:—
Raw..... Kilogs.	1,166,000	2,914,000	1,399,000	3,639,000	1,547,000	4,333,000	1,546,070	4,174,400	1,740,140	3,828,300
Yarn.....	1,057,000	4,018,000	925,000	3,707,000	964,000	4,388,000	953,279	4,433,000	938,568	3,738,400
Manufactures.....	1,264,000	9,223,000	1,169,000	8,509,000	1,264,000	9,528,000	1,330,670	10,493,100	1,290,430	9,879,500
Total value of principal and other articles imported.....	292,147,400	312,336,300	343,524,300	385,707,800	376,129,200

NORWAY.

Total Quantities and Values of the Principal Articles of Domestic Produce Exported (Merchandise only) during the Years ended December 31, 1904 to 1908, inclusive.

NOTE:—Krone=26·8 cents. Kilog=2·204 lbs. Hectolitre=21·499 galls. Cub. Metre=35·34 cub. feet.

ARTICLES.	1904.		1905.		1906.		1907.		1908.	
	Quantity.	Value.	Quantity.	Value.	Quantity.	Value.	Quantity.	Value.	Quantity.	Value.
		Kroner.		Kroner.		Kroner.		Kroner.		Kroner.
Animals—										
Horses.....	846	403,000	758	341,000	896	358,400	622	248,800	448	179,200
Other.....						23,100		26,600		23,700
Bran.....	40,208,000	2,865,000	27,071,000	2,166,000	28,228,840	2,258,300	32,455,070	3,164,400	30,674,040	2,852,700
Butter.....	2,304,000	3,449,000	2,456,000	3,849,000	2,243,000	3,397,000	2,059,580	3,060,300	2,283,120	3,850,100
Calcium carbide.....	5,258,000	947,000	8,326,000	1,498,000	11,340,000	1,815,000	22,591,000	4,066,400	36,865,150	5,903,200
Cotton manufactures.....		301,000		445,000		624,000		578,300		607,400
Earthenware and glassware.....						762,600		739,400		439,700
Fish—										
Anchovies.....	29,117	560,000	25,368	725,000	31,232	889,000	21,788	780,100	29,328	954,400
Cod, dried or split.....	47,771,000	24,833,000	46,521,000	26,051,000	53,697	31,108,000	51,831,160	29,117,800	61,427,640	30,438,000
Fish roes.....	3,931,000	1,807,000	4,908,000	2,434,000	5,391,000	1,303,000	5,602,320	1,237,200	7,733,040	1,739,300
Fresh fish.....		4,444,000		5,090,000		6,275,000		7,714,500		5,114,200
Lobsters.....	707,000	652,000	788,000	828,000	914,000	914,000	1,313,398	1,313,400	986,259	986,300
Salted fish, herring.....	677,336	9,028,000	612,453	9,871,000	639,038	9,988,000	801,418	8,741,900	637,288	5,418,000
“ other.....		4,012,000		5,067,000		5,156,000		5,454,000		6,103,500
Hides and skins—										
Calf.....	582,000	1,455,000	489,000	1,369,000	421,000	1,304,600	852,550	2,301,900	940,740	2,131,600
Seal.....	299,000	191,000	232,000	140,000	156,000	132,800	183,626	183,600	214,800	214,800
Other.....						4,068,400		3,376,000		2,998,500
Ice.....		635,000		760,000		1,507,000	497,165,550	610,500	542,015,700	1,001,800
Machinery.....		384,000		757,000		649,200		607,000		397,800
Manures.....	6,104,000	732,000	8,581,000	832,000	11,218,996	1,218,300	9,793,860	1,188,700	16,034,430	2,099,200
Matches, lucifer.....	3,023,000	1,149,000	3,207,000	1,219,000	3,627,000	1,378,000	3,749,870	1,462,400	4,226,140	1,648,200
Metals—										
Unwrought.....					21,319,966	4,072,000	21,484,269	5,799,300	17,638,522	3,123,500
Wrought and wares—										
Iron—Nails.....	7,477,000	1,967,000	8,725,000	2,010,000	6,787,000	1,503,900	5,878,740	1,270,900	4,839,490	1,046,900
Other.....						421,900		517,900		657,300
Other metals.....						31,600		12,500		44,000
Milk, condensed.....	11,181,000	6,511,000	11,961,000	6,521,000	11,719,770	6,279,800	11,194,350	6,018,900	12,183,120	7,102,300

PHILIPPINE ISLANDS.

Total Quantities and Values of the Principal Articles of Merchandise Imported, &c.—*Concluded.*

ARTICLES.	1904-5.		1905-6.		1906-7.		1907-8.		1908-9.	
	Quantity.	Value. %	Quantity.	Value. %	Quantity.	Value. %	Quantity.	Value. %	Quantity.	Value. %
Metals—<i>Con.</i>										
Iron and steel, mfrs. of.	2,646,126	1,796,650	2,544,983	2,164,707	1,533,475
Lead and mfrs. of.	21,900	21,479	29,645	35,232	16,964
Tin	51,292	46,133	57,777	49,631	53,784
Zinc	21,222	19,319	16,440	130,078	116,575
Miscellaneous	73,121	61,363	100,919
.....	39,694	36,716	68,165	60,461	108,392
Musical instruments	974,128	553,333	1,092,099	1,025,901	881,686
Oils	162,181	138,959	129,477	125,224	130,941
Paints, pigments and colours	515,061	409,977	508,754	526,434	457,543
Paper and mfrs. of.	2,347,773		2,213,335		1,976,430	
Provisions—										
Meats—										
Beef products	10,631,342	510,279	8,241,644	438,635	4,480,442	259,660	6,860,747	479,557	11,460,292	852,461
Hog " "	5,290,610	405,055	4,708,638	350,835	4,195,987	383,646	3,570,631	356,212	4,995,107	445,763
Other " "	1,167,086	153,290	1,267,811	159,849	1,128,833	151,356	175,319	245,677
Dairy products—										
Butter	392,221	82,736	310,244	70,630	404,148	94,658	334,781	81,357	492,151	129,270
.....	380,927	46,668	376,105	42,384	358,093	41,530	354,947	41,990	425,521	49,932
Condensed milk	3,018,676	233,667	3,776,761	284,495	3,646,264	289,789	4,147,413	349,307	4,752,733	406,607
Other (milk fresh)	8,557	3,778	34,879	11,425	69,030	27,435	81,669	36,627	113,397	47,233
Silk and mfrs. of.	480,726	480,726	372,097	372,097	421,995	534,611	497,555
Soap	449,572	44,419	652,525	47,642	743,046	51,594	1,154,674	70,296	1,073,651	68,174
Spirits	163,541	269,706	127,956	199,525	150,049	218,967	240,226	277,624
Sugar and molasses	187,218	133,414	146,768	134,975	163,607
Tobacco and mfrs. of.	14,899	23,657	29,733	34,871	38,294
Vegetables	521,082	458,628	637,027	502,306	567,015
Wines	193,088	173,580	195,898	195,211	188,528
Wood and mfrs. of.	601,839	492,297	418,970	393,974	349,210
Wool	183,460	179,767	150,184	170,968	143,351
All other articles	1,890,554	1,849,367	1,961,333	2,110,765	2,172,708
Total imports (mdse.)	30,876,350	25,799,266	28,785,855	30,918,357	27,792,397

SESSIONAL PAPER No. 10f

PHILIPPINE ISLANDS.

TOTAL Quantities and Values of the Principal Articles of Merchandise Exported during the Years ended June 30, 1905 to 1909.

ARTICLES.	1904-5.		1905-6.		1906-7.		1907-8.		1908-9.	
	Quantity.	Value.	Quantity.	Value.	Quantity.	Value.	Quantity.	Value.	Quantity.	Value.
Fibres, vegetable and mifs. of:—		§		§		§		§		§
Hemp, Manila Tons.	128,564	22,146,241	110,399	19,446,769	112,895	21,085,081	114,003	17,311,758	147,621	15,833,577
Other		80,765		38,744		84,338		108,047		47,818
Fish	223,165	12,601	792,976	89,524	518,099	38,800	736,172	62,330	460,460	47,145
Fruits and nuts:—										
Copra Lbs.	82,797,227	2,095,355	145,851,913	4,043,115	108,206,130	4,053,193	168,473,499	5,461,680	232,728,116	6,657,740
Gums and resins		74,650		80,597		129,448		120,671		88,381
Hats No.	392,543	127,127	412,681	175,392	645,651	295,960	472,730	170,050	483,058	168,522
Hides and skin, not fur		14,931		14,920		15,168				
Magney Tons.	1,878	188,219	2,277	219,054	2,810	253,977	1,922	194,107	3,215	223,853
Metals		64,205		79,551		109,152		39,357		37,529
Oils		100,445		132,755		168,648		451,114		245,938
Shells		117,164		106,436		147,147		154,897		147,997
Sugar and molasses:—										
Sugar, raw or brown Lbs.	250,542,682	4,977,026	277,289,222	4,863,865	265,205,684	3,934,460	334,482,990	5,664,666	247,752,186	4,373,338
Other		3,060		4,398		238				
Tobacco:—										
Unmanufactured Lbs.	16,278,116	1,005,524	21,359,892	1,458,658	29,910,788	1,957,488	23,187,224	1,581,623	23,561,853	1,662,269
Manufactured:—										
Cigars		971,177		904,250		1,051,621		1,084,196		1,083,703
Other		22,492		26,982		120,085		48,727		46,282
All other articles		351,623		240,424		318,553		363,344		329,471
Total exports (indse)		32,352,615		31,917,134		33,713,357		32,816,567		30,993,563

SESSIONAL PAPER No. 10f

PORTO RICO.

Total Quantities and Values of the Principal Articles of Merchandise Imported during the Years ended June 30,
1905 to 1909, inclusive.

Articles.	1904-5.		1905-6.		1906-7.		1907-8.		1908-9.	
	Quantity.	Value.	Quantity.	Value.	Quantity.	Value.	Quantity.	Value.	Quantity.	Value.
Agricultural implements.....		\$		%		%		%		%
Animals.....		33,480		43,379		17,085		19,611		
Bradstuffs.....		13,212		52,693		98,508		27,861		
Bricks.....		1,281,252		1,429,110		1,701,190		1,706,182		
Cars, carriages, &c.....		12,570		23,642		21,422		18,088		
Cement.....		141,921		363,443		615,720		563,829		
Chemicals, drugs and dyes.....		61,723		88,822		187,730		206,397		
Clocks and watches.....		246,921		282,563		408,857		421,785		
Coal.....		5,870		10,414		18,926		12,821		
Copper, mfrs. of.....		199,285		190,452		202,421		290,714		
Cotton.....		21,731		40,379		51,203		34,369		
Fertilizers.....		2,403,171		2,563,108		3,861,341		3,075,253		
Fibres, mfrs. of.....		290,653		389,468		399,899		245,657		
Fish.....		246,403		322,998		436,855		360,342		
Fruits and nuts.....		716,379		1,029,635		953,090		1,035,085		
Furniture, of metal.....		66,852		81,745		130,751		127,672		
Glass and glassware.....		22,992		27,160		42,443		88,910		
Gum rubber, mfrs. of.....		69,605		86,992		136,112		112,899		
Instruments, scientific.....		30,780		52,295		67,157		55,856		
Iron and steel, mfrs. of.....		47,726		88,860		152,410		163,979		
Lamps, chandeliers, &c.....		1,776,335		3,102,706		4,594,176		3,681,380		
Leather and mfrs. of.....		15,658		22,249		51,522		37,590		
Meat and dairy products.....		419,287		534,484		1,003,016		760,002		
Oils, mineral.....		1,699,353		2,013,030		2,639,839		2,821,432		
Paper.....		144,407		180,674		249,182		280,544		
Rice.....		213,411		224,072		284,588		304,505		
Soap.....		2,513,589		3,333,986		4,171,438		3,560,528		
Spirits, &c.....		262,733		317,537		326,458		375,954		
Spirits, distilled.....		195,409		177,768		235,369		216,106		
Wines.....		29,965		36,372		11,836		48,349		
Sugar, molasses and confectionery.....		48,791		148,784		219,177		192,313		
		193,866		254,170		411,288		397,889		

Details not to hand.

SESSIONAL PAPER No. 10f

PORTO RICO.

Total. Quantities and Values of the Principal Articles of Domestic Produce (Merchandise only) Exported during the Years ended June 30, 1905 to 1909, inclusive.

ARTICLES.	1904-5.		1905-6.		1906-7.		1907-8.		1908-9.	
	Quantity	Value.	Quantity.	Value.	Quantity.	Value.	Quantity.	Value.	Quantity.	Value.
Animals:—Cattle.....		\$ 206,655		\$ 150,679		\$ 4,071		\$ 600		
Horses and mules.....		73,917		22,329		6,586		17,270		
Corn.....		29,456		11,892		716		11,147		
Coffee.....		2,141,069		3,481,102		4,693,004		4,304,669		
Cotton, Sea Island.....		138,386		217,735		30,123		64,677		
Fruits:—Oranges.....		125,422		295,633		469,312		630,720		
Pineapples.....						64,831		172,779		
" canned.....						63,519		98,203		
Grapefruits.....		130,473		165,639		7,586		44,535		
Cocoanuts.....						174,957		296,704		
All other fruits.....						3,737		6,486		
Hides.....		86,196		116,139		88,045		71,852		
Rum, alcohol, &c.....		3,788		462						
Straw hats.....		117,049				5,344		881		
Sugar:—Brown.....		102,241		117,049		192,991		162,476		
Molasses.....		11,925,801		14,184,667		14,770,682		18,690,504		
Tallow.....		576,125		553,830		597,438		267,184		
Tobacco:—Leaf.....		12,253		16,480		10,811		8,776		
Stems.....		437,882		480,607		1,140,622		1,635,579		
Cigars.....		2,152,051		3,074,226		91,436		360,476		
Cigarettes.....		9,360		11,707		4,241,410		3,414,140		
All other domestic articles.....		97,330		216,472		21,998		29,852		
Total exports of domestic articles.....		18,248,948		23,116,068		26,964,617		30,601,619		30,339,436
Total exports of foreign merchandise.....		469,617		141,462		31,683		42,851		51,289
Grand total exports.....		18,709,565		23,257,530		26,996,300		30,644,470		30,391,225

Details not to hand.

PORTUGAL.

VALUE of the Total Imports for Consumption of Exports and Domestic Produce (Merchandise only) from and to each Principal Country during the Years ended December 31, 1903 to 1907, inclusive.

NOTE :—Milreis \$1.08.

IMPORTS.					EXPORTS.				
1903.	1904.	1905.	1906.	1907.	COUNTRIES.				
Milreis.	Milreis.	Milreis.	Milreis.	Milreis.	1903.	1904.	1905.	1906.	1907.
17,426,000	18,149,000	17,977,000	Details not to hand.		Milreis.	Milreis.	Milreis.	Milreis.	Milreis.
1,043,000	893,000	931,000			United Kingdom.....	6,994,000	7,251,000	Details not to hand.	
2,906,000	2,646,000	2,448,000	Details not to hand.		Austria-Hungary.....	836,000	826,000		
3,692,000	2,427,000	1,972,000			Belgium.....	5,009,000	5,737,000	Details not to hand.	
299,000	305,000	285,000	Details not to hand.		Brazil.....		
5,606,000	6,000,000	6,085,000			China.....	236,000	277,000	Details not to hand.	
9,885,000	10,453,000	9,607,000			Denmark.....	838,000	710,000		
734,000	870,000	897,000	Details not to hand.		France.....	2,421,000	2,279,000		
1,165,000	1,258,000	1,044,000			Germany.....	466,000	466,000	Details not to hand.	
1,281,000	1,344,000	1,574,000			Holland.....	309,000	335,000		
1,718,000	1,834,000	1,853,000	Details not to hand.		Italy.....	319,000	319,000		
882,000	1,947,000	3,134,000			Norway and Sweden.....	4,899,000	4,877,000	Details not to hand.	
5,401,000	5,649,000	5,223,000			Portuguese Possessions.....	952,000	952,000		
1,899,000	4,141,000	5,110,000	Details not to hand.		Russia.....	6,048,000	4,120,000		
...			Spain.....	595,000	491,000	Details not to hand.	
...			United States.....	312,000	414,000		
...	Details not to hand.		Other Countries.....		
...			Totals.....	30,712,000	28,963,000	30,533,000	30,410,000

SESSIONAL PAPER No. 10f

PORTUGAL.

TOTAL Quantities and Values of the Principal Articles Imported for Consumption during the Years ended
December 31, 1903 to 1907, inclusive.

NOTE:—Milreis=\$1.08. Kilog=2204 lbs.

ARTICLES.	1903.		1904.		1905.		1906.		1907.	
	Quantity.	Value.	Quantity.	Value.	Quantity.	Value.	Quantity.	Value.	Quantity.	Value.
Animals, living—										
Cattle and pigs.....	125,737	1,759,000	80,651	1,355,000	93,298	1,543,000	76,244	1,333,000	68,215	1,203,000
Horses and mules.....	18,749	1,045,000	18,939	1,712,000	19,210	1,030,000	15,870	865,000	12,583	866,000
Butter (including margarine).....	75,000	38,000	65,000	32,000						
Coal.....	918,000	4,060,000	939,000	3,830,000	914,000	3,416,000	1,060,000	3,950,000	1,158,000	4,267,000
Codfish.....	2,911,166	3,325,000	2,413,531	3,262,000	2,222,373	3,053,000	2,639,479	3,636,000	289,120	3,753,000
Coffee, raw.....	2,994,000	671,000	2,965,000	652,000	2,968,000	659,000	3,102,000	691,000	3,171,000	685,000
Cotton, raw.....	14,256,000	3,905,000	14,932,000	4,817,000	16,061,000	3,676,000	13,013,000	3,123,000	15,151,000	4,329,000
" yarn.....	332,000	450,000	327,000	440,000	381,000	456,000	398,000	448,000	357,000	436,000
" manufactures.....	2,899,000	2,922,000	2,489,000	2,790,000	2,606,000	2,753,000	2,774,000	3,003,000	2,976,000	2,997,000
Grain—Wheat.....	748,000	3,042,000	893,000	3,715,000	1,272,000	5,107,000	1,049,000	4,251,000	262,000	1,033,000
Hides, raw and dried.....	3,037,000	1,317,000	2,775,000	1,152,000	1,995,000	861,000	2,432,000	1,118,000	2,516,000	1,124,000
Iron, wrought and cast.....	49,705,000	1,721,000	52,329,000	1,792,000	50,843,000	1,539,000	54,293,000	1,613,000	53,731,000	1,652,000
Linon, hemp and jute yarns.....	2,297,000	508,000	2,184,000	494,000	2,069,000	410,000	2,296,000	486,000	1,944,000	503,000
" manufactures.....	103,000	181,000	105,000	191,000	111,000	205,000	126,000	215,000	116,000	208,000
Machinery and apparatus (including locomotives and parts thereof)—										
Agricultural machinery.....	940,000	173,000	608,000	109,000	884,000	112,000	1,044,000	153,000	1,035,000	165,000
Sewing machines.....	548,000	232,000	575,000	231,000	524,000	290,000	640,000	184,000	624,000	170,000
Engines—Steam, gas, &c.....	630,000	234,000	878,000	252,000	748,000	169,000	1,130,000	280,000	1,316,000	278,000
All other sorts of machinery and apparatus.....	3,757,000	1,101,000	4,371,000	1,241,000	4,169,000	1,089,000	5,106,000	1,180,000	6,310,000	1,626,000
Oil—Naphtha and other illuminating oils.....	17,343,000	565,000	14,765,000	465,000	15,996,000	475,000	16,523,000	503,000		539,000
Paper and mfrs. of (including books, &c.).....	751,000	751,000		794,000		789,000		737,000		793,000
Rice.....	181,737	1,290,000	251,807	1,624,000	242,443	1,562,000	228,914	1,491,000	248,305	1,601,000
Silk, raw and mfrs. of (including half silk).....	1,596,000	1,596,000		1,227,000		1,263,000		1,257,000		1,425,000
Sugar, raw and refined.....	311,916	2,325,000	328,885	2,572,000	317,556	2,381,000	327,004	2,421,000	339,968	2,499,000
Wood staves.....	4,318	877,000	3,370	740,000	6,668	760,000	5,677	1,084,000	3,827	967,000
Wool, raw.....	4,515,000	1,667,000	3,441,000	1,334,000	2,176,000	1,001,000	2,635,000	964,000	2,390,000	1,111,000
" manufactures.....	397,000	1,223,000	358,000	1,129,000	373,000	1,073,000	365,000	1,043,000	353,000	1,091,000
Total value of principal and other articles imported.....		53,806,000		62,043,000		60,578,000		60,392,000		61,453,000

PORTUGAL.

TOTAL Quantities and Values of the Principal Articles of Domestic Produce Exported (Merchandise only) during the Years ended December 31, 1903, to 1907, inclusive.

NOTE :—Milreis = \$1.08. Kilog = 2.204 lbs. Hectolitre = 21.99 galls.

ARTICLES.	1903.			1904.			1905.			1906.			1907.		
	Quantity.	Value.		Quantity.	Value.		Quantity.	Value.		Quantity.	Value.		Quantity.	Value.	
		Milreis.			Milreis.			Milreis.			Milreis.			Milreis.	
Animals living—															
Horses, mules and asses	49,385	1,436,000	No.	47,908	1,918,000		56,864	1,305,000		45,383	1,111,000		40,390	1,240,000	
All other	1,703,375	2,787,000	"	1,977,999	3,112,000		1,110,717	1,812,000		1,637,691	2,572,000		3,233,002	2,506,000	
Copper ore	397,765	1,084,000	1,000 kilograms.	463,762	1,099,000		380,921	1,069,000		377,009	1,161,000		797,038	1,225,000	
Cork, in the rough and in sheets	307,610	2,694,000	100 kilograms.	349,000	2,767,000		274,654	2,446,000		384,344	2,982,000		405,648	3,065,000	
" manufactured as stoppers	3,745,000	890,000	Kilogs.	3,577,000	923,000		3,603,000	948,000		3,828,000	961,000		4,218,000	3,689,000	
Cotton, manufactures of	2,541,000	1,625,000	"	3,188,000	1,840,000		2,504,000	1,489,000		2,366,000	1,316,000		1,838,000	1,171,000	
Fish, fresh and preserved:—															
Sardines, fresh or salted	3,472,000	198,000	"	4,297,000	220,000		5,555,000	261,000		6,383,000	322,000		6,471,000	327,000	
" in tins or preserved	14,932,000	1,428,000	"	14,108,000	1,342,000		15,698,000	1,493,000		19,172,000	1,733,000		17,204,000	1,568,000	
All other (including fish in oil, &c.)	4,271,000	440,000	"	3,825,000	388,000		5,441,000	422,000		5,669,000	511,000		3,247,000	375,000	
Fruits—Figs, dried	54,256	185,000	100 kilograms.	69,636	295,000		42,142	147,000		60,413	174,000		26,498	95,000	
Oranges	16,714	23,000	M.	4,863	9,000		10,911	17,000		5,858	9,000		3,886,000	7,000	
Pine apples	985,000	298,000	No.	985,000	296,000		1,270,000	381,000		1,051,000	315,000		1,128,000	339,000	
Hides and skins, raw	895,000	186,000	"	1,391,000	295,000		1,502,000	299,000		1,638,000	334,000		1,447,000	242,000	
Iron, manufactures of	799,000	92,000	Kilogs.	852,000	97,000		739,000	97,000		833,000	92,000		1,048,000	120,000	
Oil, olive	32,575	560,000	"	27,084	490,000		30,649	543,000		18,985	397,000		26,726	571,000	
Onions	151,184	187,000	Hectols.	123,642	137,000		111,725	116,000		91,808	97,000		89,044	92,000	
Potatoes	29,070,000	299,000	100 kilograms.	15,297,000	237,000		14,236,000	221,000		14,995,000	232,000		12,042,000	185,000	
Salt	112,296	120,000	Kilogs.	100,823	107,000		81,855	87,000		106,678	114,000		117,521	126,000	
Wines—Port	256,357	5,334,000	1.10 kilograms.	215,861	4,636,000		233,211	5,027,000		263,616	5,558,000		245,112	5,296,000	
Maderia	26,404	753,000	Hectols.	24,980	752,000		27,487	829,000		25,158	740,000		24,253	517,000	
Other	495,890	4,010,000	"	488,595	4,049,000		637,574	4,613,000		619,711	4,259,000		641,000	4,416,000	
Wool, raw	1,121,000	155,000	Kilogs.	1,063,000	145,000		1,190,000	151,000		1,571,000	177,000		767,000	91,000	
Total value of principal and other articles exported	30,603,000			30,712,000			29,869,000			30,593,000			30,410,000		

SESSIONAL PAPER No. 10f

ROUMANIA.

VALUE of the Total Imports and Exports (Merchandise only) from and to each Principal Country during the Years ended December 31, 1903 to 1907, inclusive.

NOTE:—Leu=19·3 cents.

IMPORTS.					EXPORTS.				
1903.					1903.				
Leu.	1904.	1905.	1906.	1907.	Leu.	1904.	1905.	1906.	1907.
COUNTRIES.					COUNTRIES.				
Leu.	1904.	1905.	1906.	1907.	Leu.	1904.	1905.	1906.	1907.
43,105,000	45,054,000	50,837,000	62,681,000	69,880,640	31,302,000	25,619,000	31,488,000	52,553,000	86,386,559
74,382,000	92,946,000	96,098,000	119,388,000	103,272,937	49,132,000	52,764,000	41,055,000	31,878,000	32,730,331
5,673,000	7,181,000	7,498,000	10,732,000	14,036,162	171,039,000	70,439,000	146,864,000	152,495,000	134,060,790
2,695,000	3,873,000	3,418,000	2,530,000	1,468,390	2,985,000	5,554,000	6,614,000	3,927,000	3,010,563
16,294,000	17,810,000	16,748,000	19,413,000	20,374,514	10,311,000	8,659,000	18,551,000	28,175,000	32,423,813
78,447,000	91,785,000	91,473,000	142,954,000	147,532,629	14,588,000	19,005,000	34,675,000	23,780,000	56,078,360
2,982,000	2,838,000	1,654,000	945,000	612,622	1,139,000	1,457,000	2,411,000	1,056,000	497,706
3,845,000	5,651,000	5,121,000	3,597,000	5,534,207	28,865,000	34,818,000	83,400,000	54,840,000	91,728,582
14,193,000	16,201,000	14,524,000	18,212,000	20,548,638	27,025,000	21,615,000	47,193,000	91,274,000	44,366,079
8,652,000	8,139,000	8,937,000	10,336,000	9,439,398	6,195,000	6,036,000	3,897,000	2,723,000	5,703,378
517,000	442,000	310,000	328,000	662,927	1,112,000	1,004,000	847,000	724,000	898,136
5,587,000	6,456,000	6,236,000	7,493,000	6,491,025	349,000	78,000	35,000	214,000	49,630
10,892,000	9,230,000	12,902,000	15,861,000	18,610,753	10,625,000	7,828,000	15,097,000	30,781,000	35,246,516
2,660,000	3,753,000	21,782,000	8,334,000	9,984,153	9,903,000	6,356,000	23,404,000	16,940,000	30,838,188
269,924,000	311,372,000	337,538,000	422,114,000	430,509,115	335,630,000	261,872,000	457,101,000	491,360,000	554,018,631
Totals.....					Totals.....				

ROUMANIA.

TOTAL Quantities and Values of the Principal Articles Imported (Merchandise only) during the Years ended December 31, 1903 to 1907, inclusive.

NOTE:—Lei = 19·3 cents. Kilog = 2·204 lbs.

ARTICLES.	1903.			1904.			1905.			1906.			1907.		
	Quantity.	Value.		Quantity.	Value.		Quantity.	Value.		Quantity.	Value.		Quantity.	Value.	
		Lei.			Lei.			Lei.			Lei.			Lei.	
Coal and coke.....Kilogs	177,150,000	5,087,000		167,888,000	4,887,000		169,058,000	4,913,000		184,016,000	5,684,000		345,723,375	10,575,788	
Coffee....."	2,206,000	2,206,000		1,837,000	1,837,000		2,385,000	2,385,000		2,586,000	2,586,000		2,279,799	2,279,799	
Cotton yarns, unwoven....."	5,276,000	9,486,000		5,386,000	9,694,000		6,454,000	11,616,000		6,289,000	13,506,000		5,515,262	11,582,050	
Cotton piece goods of pure cotton— Bleached or dyed in one colour....."	1,880,000	7,351,000		1,987,000	7,781,000		2,542,000	10,028,000		2,809,000	11,744,000		2,446,618	9,808,011	
Printed or woven from dyed yarn....."	4,493,000	25,043,000		5,364,000	29,853,000		4,813,000	26,797,000		5,985,000	26,738,000		5,647,043	24,669,058	
Gutta percha wares, combined with other materials....."	356,000	5,484,000		260,000	3,927,000		307,000	4,650,000		405,000	2,853,000		490,501	3,405,275	
Jute, manufactures of, coarse....."	3,566,000	3,173,000		2,804,000	2,493,000		4,316,000	3,887,000		6,073,000	3,851,000		5,655,000	3,600,000	
Ironware, coarse....."	1,108,000	429,000		2,562,000	896,000		3,139,000	1,113,000		3,533,000	2,024,000		4,381,000	2,437,000	
Machines and machinery, of iron or steel (including steam engines)....."	19,633,000	17,416,000		22,136,000	29,633,000		35,343,000	33,171,000		30,311,000	38,926,000		31,115,852	44,281,000	
Oil: Olive....."	3,916,000	4,307,000		3,623,000	3,985,000		3,450,000	3,796,000		4,992,000	4,632,000		4,905,143	4,610,118	
Soda, caustic, including carbonate and bi-carbonate of soda....."	1,292,000	607,000		1,483,000	728,000		1,324,000	787,000		1,692,000	865,000		1,166,000	514,000	
Silk, tissues of, mixed with other materials....."	3,582,000	831,000		3,232,000	829,000		3,600,000	934,000		4,365,000	941,000		3,666,000	794,000	
Silk, tissues of, pure, or mixed with threads of gold or silver....."	39,836	1,992,000		41,245	2,062,000		37,374	1,869,000		19,903	1,384,000		961	65,380	
Sugar, refined....."	34,229	2,570,000		34,805	2,611,000		37,087	2,707,000		42,366	3,933,000		39,064	3,566,000	
Wool, manufactures of, fine, 500 gram- mes or less to the square metre....."	155,000	51,000		117,000	40,000		129,000	44,000		57,000	20,000		36,317	10,611	
Wool, manufactures of, medium fine from 500 to 700 grammes to the square metre....."	1,330,000	19,898,000		1,578,000	23,661,000		1,163,000	17,431,000		1,993,000	23,829,000		1,831,000	22,590,000	
Woolen clothing....."	478,000	3,848,000		522,000	4,190,000		578,000	4,632,000		533,000	4,214,000		497,000	3,895,000	
Total value of principal and other articles imported.....	89,270	2,591,000		71,196	2,070,000		77,445	2,266,000		59,274	1,390,000		38,706	910,000	
		269,924,000			311,372,000			337,538,000			422,114,000			430,509,115	

SESSIONAL PAPER No. 10f

ROUMANIA.

TOTAL Quantities and Values of the Principal Articles Exported (Merchandise on'y) during the Years ended December 31, 1903 to 1907, inclusive.

NOTE:—Leu = 19·3 cents. Kilog = 2·204 lbs.

ARTICLES.	1903.		1904.		1905.		1906.		1907.	
	Quantity.	Value.	Quantity.	Value.	Quantity.	Value.	Quantity.	Value.	Quantity.	Value.
		Lei.		Lei.		Lei.		Lei.		Lei.
Cattle (excluding smaller cattle)	12,417	2,732,000	17,306	3,807,000	6,044	1,330,000	2,344	565,000	3,432	807,200
Grain—										
Barley (including malt) Kilogs	374,268,000	35,930,000	211,729,000	21,490,000	340,718,000	38,744,000	470,734,000	49,300,000	357,042,937	50,801,866
Maize	780,473,000	75,000,000	458,296,000	45,142,000	365,604,000	51,107,000	603,434,000	65,774,000	1,389,717,829	166,766,130
Rye	125,391,000	12,530,000	45,277,000	4,800,000	169,532,000	21,935,000	184,789,000	20,419,000	106,278,510	17,004,562
Wheat	833,121,000	105,806,000	710,520,000	108,710,000	1,716,381,000	251,542,000	1,727,783,000	231,525,000	1,151,424,391	207,256,390
Flour of wheat	24,676,000	4,935,000	12,082,000	2,634,000	43,075,000	9,907,000	66,260,000	14,577,000	49,510,540	10,892,318
Hides, raw	679,000	1,351,000	976,000	1,884,000	1,774,000	3,352,000	1,320,900	2,353,000	519,976	993,576
Petroleum, raw	57,016,000	1,710,000	48,499,900	1,455,000	51,840,000	1,555,000	53,852,000	1,616,000	76,061,956	2,281,858
Seeds, oleaginous	91,704,000	20,175,000	17,160,000	3,775,000	195,577,000	39,765,000	224,456,000	54,365,000	6,998,374	1,744,326
Wood, for building	234,829,000	16,438,000	230,203,000	16,114,000	297,874,000	2,085,000	298,213,000	24,166,000	268,297,264	21,848,000
Wood, raw, in the grease	1,525,000	1,855,000	1,630,000	2,282,000	2,319,000	3,247,000	2,212,000	2,762,000	1,154,417	1,396,419
Total value of principal and other articles exported		355,630,000		261,872,000		457,101,000		491,360,000		554,018,631

RUSSIA.

VALUE of the Total Imports for Consumption and Exports of Domestic Produce (Merchandise only) from and to each Principal Country during the Years ended December 31, 1903 to 1907, inclusive.

NOTE:—Rouble = 51·5 cents.

IMPORTS.					EXPORTS.				
1903.	1904.	1905.	1906.	1907.	COUNTRIES.				
Roubles.	Roubles.	Roubles.	Roubles.	Roubles.	1903.	1904.	1905.	1906.	1907.
113,870,000	103,391,000	97,410,000	105,726,000	114,935,000	United Kingdom.....	230,424,000	249,206,000	225,447,000	228,504,000
27,098,000	21,429,000	19,633,000	21,357,000	24,108,000 Austria-Hungary.....	36,897,000	43,660,000	45,045,000	42,626,000
5,945,000	6,649,000	7,376,000	7,209,000	9,030,000 Belgium.....	43,992,000	44,609,000	41,330,000	37,225,000
56,468,000	52,455,000	60,549,000	97,427,000	89,742,000 China.....	22,972,000	31,588,000	57,530,000	26,440,000
5,812,000	6,601,000	4,131,000	6,437,000	5,915,000 Denmark.....	30,379,000	23,382,000	30,772,000	29,913,000
9,616,000	9,074,000	10,057,000	10,705,000	14,866,000 East Indies.....	5,327,000	577,000	277,000	454,000
10,216,000	16,066,000	8,882,000	12,219,000	12,262,000 Egypt.....	4,896,000	2,820,000	2,352,000	3,424,000
22,616,000	24,516,000	26,764,060	31,983,000	29,187,000 Finland.....	46,323,000	39,007,000	47,277,000	49,653,000
27,913,000	26,548,000	26,131,000	28,717,000	29,420,000 France.....	61,782,000	64,406,000	76,506,000	73,414,000
241,897,000	228,155,000	240,411,000	298,422,000	337,307,000 Germany.....	234,844,000	255,312,000	284,675,000	291,041,000
721,000	301,000	789,000	1,144,000	1,133,000 Greece.....	7,471,000	9,742,000	10,391,000	10,411,000
10,580,000	11,387,000	12,274,000	13,233,000	11,403,000 Holland.....	99,257,000	126,892,000	107,359,000	114,382,000
11,221,000	9,861,000	9,433,000	10,895,000	13,085,000 Italy.....	52,977,000	62,654,000	51,369,000	34,436,000
7,307,000	7,688,000	7,653,000	5,983,000	7,897,000 Norway.....	8,331,000	7,870,000	6,344,000	7,464,000
26,480,000	23,866,000	22,312,000	24,503,000	25,314,000 Persia.....	27,286,000	26,060,000	31,756,000	28,294,000
1,685,000	1,997,000	1,358,000	844,000	2,079,000 Rumania.....	9,617,000	10,425,000	17,383,000	13,532,000
3,379,000	2,765,000	2,445,000	1,640,000	2,153,000 Spain.....	8,486,000	19,516,000	8,028,000	2,401,000
4,743,000	4,967,000	4,787,000	6,547,000	11,669,000 Sweden.....	11,222,000	11,421,000	9,589,000	8,362,000
7,384,000	7,368,000	6,727,000	7,826,000	7,218,000 Turkey.....	25,300,000	15,866,000	13,242,000	19,319,000
63,167,000	62,926,000	40,836,000	47,450,000	56,588,000 United States.....	3,355,000	3,546,000	5,712,000	8,414,000
23,522,000	22,793,000	25,103,000	60,423,000	42,972,000 Other countries.....	24,680,000	26,796,000	18,912,000	23,325,000
681,670,000	651,403,000	635,087,000	800,630,000	847,305,000	Totals.....	1,006,384,000	1,077,325,000	1,094,886,000	1,033,010,000

RUSSIA.

TOTAL Quantities and Values of the Principal Articles of Merchandise Imported &c.—*Concluded.*

ARTICLES.	1903.		1904.		1905.		1906.		1907.	
	Quantity.	Value. Roubles.	Quantity.	Value. Roubles.	Quantity.	Value. Roubles.	Quantity.	Value. Roubles.	Quantity.	Value. Roubles.
Metal wares: Iron, steel, tin, &c.	1,133,000	27,961,000	1,111,000	29,019,000	1,010,000	34,548,000	1,092,000	43,781,000	978,000	39,253,000
Oils, other than mineral	6,892,000	6,023,000	5,646,000	5,884,000	5,842,000	5,515,000	5,911,000	5,312,000	6,074,000	5,390,000
Plants and seeds	4,493,000	13,142,000	4,354,000	9,316,000	4,907,000	12,778,000	5,841,000	11,791,000	5,380,000	14,073,000
Rice	74,000	5,806,000	39,000	5,579,000	63,000	6,433,000	79,000	6,518,000	82,000	7,322,000
Silk, raw	2,793	13,366,000	2,365	11,998,000	2,000	11,480,000	3,000	15,265,000	3,000	18,617,000
" yarn or twist		718,000		519,000		443,000		605,000		645,000
" manufactures of (a).		6,871,000		4,807,000		5,682,000		5,887,000		7,062,000
Tea	3,074,000	48,305,000	3,369,000	47,393,000	3,254,000	47,136,000	5,747,000	77,414,000	5,669,000	76,578,000
Tobacco, cigars and cigarettes	65,000	2,365,000	60,000	2,227,000	49,000	2,215,000	50,000	2,348,000	43,000	2,082,000
Watches, clocks, &c.		3,179,000		2,122,000		2,572,000		3,925,000		3,518,000
Wine, in casks		5,989,000		4,761,000		3,887,000		7,058,000		4,432,000
" in bottle, sparkling and " other	1,505,000	4,573,000	1,316,000	3,497,000	1,579,000	3,809,000	1,796,000	3,620,000	2,213,000	4,995,000
Wool, raw	1,786,000	29,155,000	1,390,000	15,931,000	1,757,000	22,144,000	426,000	21,546,000	501,000	30,875,000
Woolen yarns	477,000	15,297,000	250,000	8,183,000	313,000	11,427,000		15,125,000		18,697,000
Wool, manufactures of (a).		9,132,000		7,691,000		9,112,000		9,854,000		12,682,000
Total value of principal and other articles imported		681,070,000		651,403,000		635,087,000		800,630,000		847,365,000

(a) Except knitted wares, trimmings, lace, embroidery and ready-made clothing.

SESSIONAL PAPER No. 10f

RUSSIA.

Total Quantities and Values of the Principal Articles of Domestic Produce Exported (Merchandise only) during the Years ended December 31, 1903 to 1907, inclusive.

NOTE:—Rouble=51·5 cents. Food=36 lbs.

Articles.	1903.			1904.			1905.			1906.			1907.		
	Quantity.	Value.	Quantity.	Value.	Quantity.	Value.	Quantity.	Value.	Quantity.	Value.	Quantity.	Value.	Quantity.	Value.	Value.
Animals:—		Roubles.		Roubles.		Roubles.		Roubles.		Roubles.		Roubles.		Roubles.	Roubles.
Horses.....	71,770	6,566,000	18,339	1,893,000	23,454	2,122,000	122,340	10,669,000	93,882	8,809,000					
Horses and game.....		9,923,000		10,524,000		10,214,000		11,503,000		10,375,000					
Cattle, sheep and pigs.....	129,657	3,359,000	108,953	3,395,000	96,086	3,106,000	160,150	5,132,000	120,381	3,455,000					
Brandy and corn spirit.....		782,000		3,405,000		2,391,000		1,386,000		1,577,000					
Birds.....	134,000	4,765,000	151,000	5,151,000	133,000	1,538,000	138,000	4,373,000	144,000	4,431,000					
Butter (exclusive of margarine).....	2,516,000	32,041,000	2,429,000	29,855,000	2,408,000	31,499,000	3,211,000	44,812,000	3,658,000	47,978,000					
Caviare.....	132,000	2,735,000	125,000	2,801,000	153,000	2,923,000	149,000	2,739,000	128,000	2,138,000					
Clothing, ready-made.....		1,103,000		1,004,000		645,000		1,220,000		1,326,000					
Corn, flour and meal:—															
Wheat.....	254,449,000	218,391,000	280,884,000	258,401,000	293,834,000	281,864,000	219,995,000	295,686,000	141,674,000	155,756,000					
Rye.....	82,222,000	56,811,000	60,651,000	42,092,000	59,674,000	45,660,000	63,366,000	48,903,000	45,164,000	44,827,000					
Barley.....	145,619,000	86,485,000	151,838,000	85,988,000	138,263,000	89,725,000	148,810,000	100,508,000	132,065,000	111,363,000					
Oats.....	59,517,000	40,727,000	54,062,000	36,787,000	127,327,000	90,408,000	69,544,000	51,471,000	26,137,000	22,678,000					
Maize.....	39,310,000	22,662,000	28,895,000	16,723,000	11,432,000	8,031,000	15,321,000	9,191,000	59,913,000	41,762,000					
Peas.....	6,143,000	6,143,000	7,132,000	6,827,000	10,710,000	11,758,000	9,814,000	9,719,000	7,957,000	6,993,000					
" of wheat.....	6,531,000	9,389,000	6,363,000	10,413,000	5,319,000	9,341,000	6,142,000	9,777,000	4,043,000	6,785,000					
" of rye.....	5,597,000	10,211,000	11,993,000	11,263,000	7,123,000	6,953,000	7,923,000	7,441,000	6,344,000	8,273,000					
" of wheat.....	10,846,000	10,211,000	11,993,000	11,263,000	7,123,000	6,953,000	7,923,000	7,441,000	6,344,000	8,273,000					
" of rye.....	36,378,000	18,921,000	38,016,000	19,492,000	35,565,000	18,409,000	39,525,000	21,614,000	35,988,000	22,125,000					
Bean.....	11,089,000	10,476,000	9,277,000	8,987,000	7,654,000	7,904,000	8,720,000	8,523,000	10,497,000	10,630,000					
All other.....															
Totals.....	652,028,000	480,219,000	648,811,000	496,988,000	697,501,000	569,103,000	598,758,000	472,873,000	470,382,000	431,192,000					
Cotton, manufactures of.....															
Flax, raw.....	2,775,051	20,899,000	2,752,762	21,034,000	2,993,552	20,518,000	2,833,171	24,823,000	2,007,625	21,479,000					
" tow.....	15,734,000	51,089,000	9,115,000	45,336,000	14,757,000	68,293,000	13,817,000	56,157,000	13,574,000	57,956,000					
" tow.....	7,132,000	7,132,000	1,616,000	5,330,000	1,787,000	5,613,000	2,161,000	6,637,000	2,999,000	7,115,000					
Fur and sheep skins.....		8,962,000		10,324,000		10,515,000		17,415,000		16,420,000					

RUSSIA.

TOTAL Quantities and Values of the Principal Articles of Domestic Produce Exported (Merchandise only) — *Concluded*.

ARTICLES	1903.		1904.		1905.		1906.		1907.	
	Quantity.	Value.	Quantity.	Value.	Quantity.	Value.	Quantity.	Value.	Quantity.	Value.
		Roubles.		Roubles.		Roubles.		Roubles.		Roubles.
Hemp, raw.....	2,582,000	9,782,000	2,511,000	9,414,000	2,731,000	9,913,000	2,771,000	10,092,000	3,156,000	13,038,000
Leather and hides, untanned "	960,000	11,848,000	1,225,000	15,708,000	1,146,000	13,342,000	1,700,000	19,758,000	1,156,000	18,282,000
Oil cake	28,480,000	19,802,000	30,026,000	20,285,000	27,065,000	20,090,000	32,007,000	23,781,000	32,236,000	26,225,000
Oil - Illuminating, petro-										
leum, &c.	108,802,000	52,087,000	112,063,000	59,575,000	57,650,000	29,216,000	40,342,000	24,537,000	44,716,000	29,354,000
Seeds, oleaginous										
Linseed	5,851,000	8,235,000	4,320,000	5,842,000	6,627,000	8,803,000	7,317,000	10,563,000	5,256,000	7,759,000
Rape and kohlraabi.....	3,703,000	2,992,000	3,628,000	2,603,000	1,291,000	1,169,000	1,109,000	1,018,000	1,338,000	1,366,000
Sugar :-										
Refined, in loaves	3,383,000	9,506,000	3,417,000	10,372,600	3,070,000	11,073,000	3,607,000	14,592,000	3,574,000	11,051,000
Other.....	11,582,000	15,071,000	7,628,000	13,390,900	3,048,000	6,396,000	2,320,000	4,918,000	7,417,000	12,283,000
Totals.....	14,965,000	25,177,000	11,045,000	23,762,000	6,118,000	18,069,000	5,927,000	19,510,000	10,991,000	23,336,000
Wood, of all sorts.....										
Wool, raw, unspun.....	834,900	66,308,000	983,000	73,198,000	898,000	76,807,000	1,177,000	98,248,000	846,000	107,794,000
		5,733,000		6,507,000		5,745,000		7,488,000		6,138,000
Total value of principal and other articles exported		1,001,179,000		1,006,384,000		1,077,325,000		1,094,886,000		1,053,910,000

SESSIONAL PAPER No. 10f

SPAIN.

VALUE of the Total Imports and Exports from and to each Principal Country during the Years ended December 31, 1904 to 1908, inclusive. (*Including Coin and Bullion.*)

NOTE:—Peseta = 19·3 cents.

IMPORTS.					EXPORTS.				
1901.	1905.	1906.	1907.	1908.	1904.	1905.	1906.	1907.	1908.
Pesetas.	Pesetas.	Pesetas.	Pesetas.	Pesetas.	Pesetas.	Pesetas.	Pesetas.	Pesetas.	Pesetas.
173,202,145	168,075,912	175,383,643	180,754,226	187,754,226	309,725,000	318,099,520	291,538,868	296,473,379	
27,730,665	43,926,420	35,636,520	24,061,686	24,061,686	24,258,875	30,097,323	44,012,024	40,361,345	
8,691,903	6,831,206	9,682,051	8,103,870	9,682,051	3,485,661	4,633,523	3,084,159	3,213,727	
34,661,529	27,618,119	28,150,812	26,773,419	26,773,419	27,194,480	31,637,234	30,911,547	32,017,018	
7,301,056	9,256,083	12,532,136	10,178,345	10,178,345	1,888,959	1,901,507	1,485,709	2,298,870	
58,954	101,023	2,282,611	145,361	145,361			32	690	
5,494,131	5,439,513	6,243,503	8,155,181	8,155,181	1,985,173	2,773,869	1,658,562	2,389,199	
46,602,049	62,311,325	45,339,965	62,202,436	62,202,436	2,249,821	3,536,585	1,392,732	1,581,485	
1,881,291	10,766,916	7,423,863	480,259	480,259	281,408	107,418	363,591	252,087	
2,975,110	11,653,315	4,326,436	1,007,435	1,007,435		50,165	4	4,270	
1,953,943	2,014,218	1,559,442	2,888,505	2,888,505	2,673,233	3,542,362	5,984,167	8,290,880	
2,615,287	2,064,230	2,132,694	2,311,165	2,311,165		31,262	25,619	8,659	
4,523,017	5,411,517	3,626,919	3,741,542	3,741,542	80,555,142	73,092,970	60,533,824	63,399,413	
2,167,437	1,976,579	1,187,713	1,630,298	1,630,298	5,301,081	4,631,000	2,492,986	4,454,465	
3,996,341	3,335,056	4,045,457	2,527,028	2,527,028	617,593	675,427	1,047,912	1,969,819	
11,609,109	10,533,712	10,666,685	10,790,039	10,790,039			440,317		
143,430,082	159,607,543	167,974,498	158,019,710	158,019,710	108,151	163,261	192,851	218,701	
93,605,268	85,227,671	92,895,173	98,974,636	98,974,636	218,897,685	207,122,006	176,907,636	197,661,497	
10,005	7,151	16,932	8,406	8,406	41,838,715	36,689,504	47,474,906	59,542,737	
1,493,047	1,498,324	1,398,762	519,283	519,283	7,269,100	6,241,266	5,463,190	6,017,758	
11,844,992	12,338,382	12,597,379	15,362,219	15,362,219	139,409	80,481	132,851	114,859	
25,437,379	20,836,117	15,980,773	15,048,627	15,048,627	18,433,228	53,432,390	42,805,145	53,908,389	
605,836	684,754	670,596	526,278	526,278	41,640,520	46,276,764	42,805,145	49,611,714	
3,443,221	4,723,696	6,024,031	8,415,571	8,415,571			437,454	599,945	
7,604,495	5,172,639	6,091,115	3,970,264	3,970,264	13,431,760	169,089	31,030,222	18,365,418	
14,453,432	15,330,407	16,694,447	17,506,011	17,506,011	1,119,406	1,071,550	1,108,214	865,910	
761,131	606,554	1,270,900	2,648,713	2,648,713	2,932,036	2,108,605	1,450,985	2,084,180	
15,043,333	17,618,130	15,437,710	16,123,183	16,123,183	255,488	435,511	965,973	800,615	
5,554,828	4,699,505	6,717,556	5,574,105	5,574,105	10,863,423	12,422,104	10,645,836	14,263,368	
43,396,180	38,841,355	49,802,521	48,302,475	48,302,475	3,280,731	3,662,260	3,844,808	3,325,416	
6,053,159	34,832,612	26,451,666	9,845,625	9,845,625	40,169,488	42,355,286	39,400,287	39,789,051	
					11,197	49,782	81,580	56,071	

Returns not to hand.

Returns not to hand.

SPAIN.

VALUE of the Total Imports and Exports from and to each Principal Country, &c.—*Concluded.*

IMPORTS.					EXPORTS.				
1904.	1905.	1906.	1907.	1908.	1904.	1905.	1906.	1907.	1908.
Pesetas.	Pesetas.	Pesetas.	Pesetas.	Pesetas.	Pesetas.	Pesetas.	Pesetas.	Pesetas.	Pesetas.
53,139,464	110,404,364	64,778,749	31,498,222	Returns not to hand.	2,532,640	4,932,478	1,473,262	2,535,854	Returns not to hand.
1,333,254	2,630,994	2,581,454	1,371,948	.. Russia.....	133,265	60,595	79,688	124,653	.. Salvador.....
9,087,715	8,215,490	8,252,290	11,703,204	.. Sweden.....	1,205,228	1,265,486	1,076,133	1,373,741	.. Switzerland.....
18,544,379	17,109,609	16,148,679	16,242,818	.. Turkey.....	917,650	1,374,330	2,688,117	3,673,676	.. United States.....
6,673,175	6,415,347	6,512,019	9,320,638	.. Uruguay.....	1,266,471	1,412,899	964,258	2,211,690	.. Venezuela.....
102,268,133	119,299,981	140,845,792	136,039,010	.. Other Countries.....	27,695,696	35,314,188	35,236,454	39,389,779	.. Totals.....
4,462,496	6,859,173	5,227,626	3,795,285	5,626,163	10,878,375	10,634,879	9,632,371
6,038,136	6,686,271	7,103,012	6,555,559	1,883,657	1,863,494	1,062,378	12,290,630
45,092,833	38,954,203	33,669,024	34,150,065	21,261,075	28,590,965	26,784,058	16,808,906
955,422,482	1,087,661,953	1,056,090,154	997,373,660	956,688,676	993,871,315	937,583,811	991,974,235

SESSIONAL PAPER No. 10f

SPAIN.

Total Quantities and Values of the Principal Articles of Merchandise Imported during the Years ended December 31, 1901 to 1908, inclusive.

Note:—Peseta = 19·3 cents. Kilog. = 2·204 lbs. Hectolitre = 21·99 galls. Cub. Metre = 35·34 cub. feet.

ARTICLES.	1904.			1905.			1906			1907.			1908.		
	Quantity.	Value.		Quantity.	Value.		Quantity.	Value.		Quantity.	Value.		Quantity.	Value.	
Animals—		Pescetas.			Pescetas.			Pescetas.			Pescetas.			Pescetas.	
Cattle..... No.	20,924	5,808,470		16,440	4,719,210		29,615	11,253,050		16,252	7,352,715		14,381	6,318,685	
Horses..... "	8,494	3,930,550		8,436	5,730,500		10,035	7,529,960		8,280	6,926,080		8,651	7,826,600	
Mules and asses..... "	38,274	8,381,350		40,130	8,325,350		43,722	12,036,590		40,213	12,123,375		42,137	13,686,165	
Pigs and swine..... "	46,365	4,636,500		19,346	1,934,600		42,324	3,597,510		43,523	3,923,370		22,984	2,068,560	
Sheep..... "	431,393	6,470,805		385,015	5,775,225		387,868	10,860,301		308,927	8,619,956		309,916	7,747,900	
Other..... Kilogs.	324,053	1,101,780		314,504	1,069,313		53,878	1,023,283		79,135	1,397,591		106,411	1,826,320	
Carriages and vehicles..... Kilogs.		2,317,280			2,168,398		317,297	1,072,160		371,157	1,254,511		372,965	1,118,836	
Charcoal, firewood and other combustibles..... Kilogs.	29,109,558	2,619,860		33,977,914	3,058,012		25,900,687	2,209,323		27,999,186	2,374,931		30,465,520	2,589,569	
Cheese..... Kilogs.	1,967,823	4,919,557		1,769,890	4,424,725		1,885,761	4,212,962		1,717,364	3,931,569		1,778,485	4,001,591	
Chemical products..... Kilogs.		20,626,947			20,717,388			29,283,798			21,729,483			22,683,009	
Clocks and watches..... Kilogs.		7,411,182			6,193,004			4,452,804			5,174,923			4,338,631	
Coal..... 1,000 kilogs.	2,129,893	63,026,683		2,296,398	68,398,345		2,199,097	63,773,801		1,888,874	60,443,979		1,940,864	62,107,649	
Cocoa in the bean, not roasted..... Kilogs.	5,816,359	11,812,200		6,101,712	12,441,007		5,636,821	12,315,497		5,651,776	11,760,675		6,312,603	13,213,072	
Coffee..... Kilogs.	9,979,419	19,953,793		10,924,406	21,848,600		12,938,266	26,236,972		11,295,537	20,333,210		12,416,350	22,351,608	
Coke and briquettes..... Kilogs.	177,181,436	5,492,625		145,288,347	4,503,939		228,101,334	8,211,648		247,045,833	9,387,742		277,781,000	10,555,676	
Colours, dyes and varnishes..... Kilogs.		12,913,766			13,412,806			11,160,505			13,504,893			11,379,590	
Cork and infus. of..... Kilogs.		1,933,643			1,790,919			2,898,637			2,663,579			2,432,923	
Cotton—															
Raw..... Kilogs.	70,499,582	95,584,427		76,372,728	101,630,637		87,033,976	130,582,240		91,583,753	137,386,851		91,932,550	142,414,047	
Yarn..... Kilogs.	430,162	3,660,598		472,729	3,815,268		451,581	5,092,915		386,366	3,825,052		304,852	2,836,659	
Manufactures..... Kilogs.		7,464,533			8,897,307			9,777,194			13,544,350			11,292,057	
Earthenware, chinaware and porcelain..... Kilogs.		3,818,716			3,565,931			2,711,965			8,004,666			3,201,211	
Paper..... Kilogs.	2,223,837	2,446,221		1,857,316	2,043,018		2,636,149	4,014,223		3,563,768	5,345,632		3,689,522	5,534,283	
Electrical machinery and apparatus..... Kilogs.								12,657,630			17,768,629			15,273,648	
Feathers..... Kilogs.	16,426	482,880		25,522	611,390		27,022	843,388		15,726	701,847		14,191	884,030	

SPAIN.

TOTAL Quantities and Values of the Principal Articles of Merchandise Imported, &c.—*Continued.*

ARTICLES.	1904.			1905.			1906.			1907.			1908.		
	Quantity.	Value.		Quantity.	Value.		Quantity.	Value.		Quantity.	Value.		Quantity.	Value.	
		Pesetas.			Pesetas.			Pesetas.			Pesetas.			Pesetas.	
Fertilizers	Kilogs.	199,796,623	39,959,324	205,335,377	41,067,076	287,010,386	25,125,712	248,827,497	34,565,641	266,496,351	42,931,391				
Fish—															
Cod and stock fish salted	"	37,708,792	27,150,330	37,432,478	26,951,384	43,672,462	32,735,070	42,126,717	33,701,374	48,019,385	38,415,508				
Fresh	"	6,972,309	2,788,924	6,959,912	2,783,965	6,121,549	2,081,326	5,062,896	1,721,385	4,551,894	1,547,644				
Salted, smoked and pickled	"	439,692	250,624	586,383	334,238	757,203	340,741	644,246	289,911	604,748	272,137				
Flax, hemp and ramie—															
Raw	"	4,290,660	4,728,917	2,470,740	2,739,580	3,514,035	3,179,681	5,620,355	5,361,889	4,547,597	4,562,692				
Yarn	"	1,819,974	5,316,770	1,911,021	5,622,923	1,953,301	4,317,946	2,140,109	4,670,676	1,610,590	3,488,074				
Manufactures															
Fruits	Kilogs.	5,935,184	2,394,073	1,365,810	546,324	1,575,717	1,244,087	2,068,220	1,625,939	2,133,958	1,685,776				
Glass and glassware.	"	5,788,523	3,788,523	3,616,411	3,616,411	4,825,567	4,825,567	5,248,032	5,248,032	5,062,661	5,062,661				
Grain—															
Maize	Kilogs.	70,113,488	11,573,675	48,368,575	7,980,815	67,261,690	11,434,487	115,630,702	19,657,219	84,332,944	14,336,600				
Pease, chick	"	222,938,672	52,395,288	884,986,034	297,971,718	10,203,219	5,717,163	18,786,345	10,520,353	14,076,593	7,038,297				
Wheat	"	1,217,468	401,764	58,967,577	13,193,869	14,381,585	4,602,106	61,790	19,155	78,986,019	16,587,064				
Gutta-percha, India-rubber and mfrs. of	"										4,742				
Hats and caps.			5,623,996		5,833,025		9,146,461		7,935,953		9,102,483				
Hides and skins—			874,355		756,063		758,835		761,090		931,910				
Unfanned															
Tanned	Kilogs.	8,100,055	17,415,118	6,462,552	13,894,487	7,838,516	19,364,089	7,838,172	19,291,471	8,341,988	20,402,349				
Horn, whalebone, celluloid, &c., and mfrs. of	"	419,009	7,154,925	395,152	6,754,872	420,928	8,064,405	403,862	6,666,291	430,138	6,694,206				
Machinery and apparatus—			1,136,448		1,293,135		883,294		1,924,175		1,457,278				
Agricultural															
Engines, steam and gas			2,911,327		2,126,066		2,425,431		2,703,983		3,778,963				
Fly-wheels of all kinds.							13,254,930		2,827,707		4,510,451				
Hydraulic motors.							151,159		539,128		594,677				
Locomotives			2,506,309		1,638,877		421,914		1,016,929		1,074,952				
							3,650,242		6,296,168		7,952,218				

9-10 EDWARD VII., A. 1910

9-10 EDWARD VII., A. 1910

SPAIN.

Total Quantities and Values of the Principal Articles of Merchandise Imported, &c.—*continued*.

ARTICLES.	1904.			1905.			1906.			1907.			1908.		
	Quantity.	Value.		Quantity.	Value.		Quantity.	Value.		Quantity.	Value.		Quantity.	Value.	
		Pescetas.			Pescetas.			Pescetas.			Pescetas.			Pescetas.	
Paraffine in lumps. Kilogs	198,217	1,856,736		182,807	1,162,156		2,231,151	2,975,777		2,582,771	2,631,136		2,469,074	2,946,857	
Perfumery							298,329	1,874,961		201,361	1,812,249		165,550	1,189,950	
Phosphates of lime (natural)							19,592,979	686,161		78,710,171	2,676,156		100,255,356	3,468,682	
Seeds, sesamum, linseed and other oleaginous seeds.	33,925,990	15,914,275		39,536,321	18,382,070		15,409,861	19,072,142		55,376,771	24,916,847		59,698,627	26,861,382	
Silk: Raw	69,853	3,492,650		11,091	554,550		24,222	714,165		19,540	902,019		27,842	989,881	
Twist or yarn.		10,853,839			9,119,680			9,903,156			8,559,907			9,810,168	
Manufactures		12,285,934			10,074,407			10,121,632			11,027,387			12,319,201	
Starline Kilogs							599,136	667,147		173,781	626,716		540,345	702,488	
Spices	991,856	2,580,486		759,235	1,980,127		860,331	2,220,518		850,626	2,160,684		912,822	2,312,010	
Spirits and wines		1,791,154			1,590,130			1,611,387			1,611,474			1,585,250	
Stones and earths employed in building arts and industry:—															
Line of all kinds, cement and puzzolana. Kilogs							23,755,135	1,125,308		59,278,322	3,556,639		63,267,550	3,796,053	
Marble, jasper and alabaster	129,957,131	6,992,482		142,937,090	7,668,045			925,918		7,107,217	870,476		6,601,086	847,365	
Other stone and earths.							110,691,998	5,504,600		51,273,543	2,563,677		57,685,197	2,884,259	
Tallow and other animal fats	11,290,870	10,500,569		13,187,206	12,264,102		13,279,115	11,951,204		11,855,801	11,884,643		12,876,973	10,301,579	
Tar, mineral, pitch and unrefined creosote and asphalt, bitumens and schistes	26,187,723	2,095,018		25,037,366	2,002,989		14,639,741	1,171,179		26,827,109	2,146,169		31,146,152	2,491,692	
Toys and games, common	106,967	748,769		97,637	683,459		94,449	1,038,939		102,267	1,124,937		83,561	835,610	
Typewriters								1,360,859			1,290,852			1,088,303	
Vegetables Kilogs	2,678,514	321,431		3,610,856	436,963		3,553,914	462,000		5,926,113	770,895		7,482,113	972,075	
Vessels		1,453,235			3,433,203			7,572,562			9,015,454			18,218,915	
Wax							206,604	341,075		464,625	684,720		454,830	1,235,834	
Wood:—Unmanufactured—															
Planks, boards, beams, &c., of common wood. Cub. metres	618,340	46,375,500		429,487	32,211,525		450,002	29,278,099		538,075	34,912,376		523,910	34,439,815	
All other wood unmanufactured		10,690,069			11,079,071			7,488,057			9,531,331			10,363,664	

9-10 EDWARD VII., A. 1910

SPAIN.

TOTAL Quantities and Values of the Principal Articles of Merchandise Exported during the Years ended December 31,
1904 to 1908, inclusive.

NOTE :—Peseta=19·3 cents. Kilog=2·204 lbs. Litre=2199 galls.

ARTICLES.	1904.		1905.		1906.		1907.		1908.	
	Quantity.	Value.	Quantity.	Value.	Quantity.	Value.	Quantity.	Value.	Quantity.	Value.
		Pesetas.		Pesetas.		Pesetas.		Pesetas.		Pesetas.
Animals :—										
Cattle.....	30,172	6,034,400	46,766	9,353,200	45,752	9,150,400	43,970	10,992,500	45,821	11,455,250
Horses.....	8,465	2,962,750	9,038	3,163,300	8,702	3,480,800	7,833	3,133,200	8,558	3,423,200
Mules and asses.....	37,791	6,224,425	44,668	6,860,600	37,392	5,493,050	36,250	5,812,500	40,611	6,932,700
Sheep.....	57,825	809,550	50,836	711,704	49,690	695,660	46,344	643,816	82,383	1,153,362
Swine.....	52,969	3,707,850	51,188	3,583,160	37,097	2,967,760	39,692	3,127,360	68,014	5,441,120
Arms.....		6,074,761		7,564,139		9,725,581		6,021,304		6,304,225
Boots and shoes.....		18,619,904		14,772,480		9,833,356		11,380,496		2,545,936
Bricks, common, and paving stones.....	8,558,305	1,026,996	13,734,619	1,648,154	14,271,589	1,712,590	16,586,891	1,990,427	13,429,209	1,342,920
Cement.....	2,852,421	85,573	2,898,048	86,941	6,607,589	198,227	82,983,869	2,480,516	7,290,156	217,965
Cork.....		36,274,684		39,454,481		44,092,792		50,899,511		43,157,889
Cotton :—										
Yarn.....	208,886	1,462,202	229,015	1,603,105	237,589	1,663,123	324,084	1,458,378	301,289	1,355,800
Manufactures.....		37,725,674		50,675,001		44,613,865		55,639,699		53,453,751
Esparto grass.....	45,451,001	4,999,610	46,281,307	4,430,944	39,506,915	4,345,760	41,762,812	4,593,909	37,997,463	4,179,721
Fish : Fresh and salted.....		4,520,848		5,268,315		4,239,074		4,430,131		7,042,390
Preserved.....						46,009,757		32,873,120		31,383,321
Fruits and nuts :—										
Almonds.....	13,088,465	24,564,900	9,914,425	18,129,991	8,601,024	15,883,859	10,896,377	19,492,170	10,179,788	19,000,242
Grapes.....	46,724,941	16,353,729	48,504,107	16,976,437	41,252,031	6,948,920	68,290,178	11,397,375	37,618,668	10,010,395
Melons.....								1,629,398	12,630,229	1,768,232
Olives.....	7,245,460	5,434,095	7,644,031	5,733,023	7,636,666	5,722,399	8,098,964	6,074,223	11,622,248	8,716,086
Oranges.....	409,031,466	61,354,720	313,607,508	47,041,126	392,706,913	58,906,037	469,297,506	70,394,626	466,239,413	55,948,729
Peanuts.....	5,120,022	2,018,009	5,244,369	2,097,747	3,566,503	1,426,601	4,869,711	1,971,952	4,246,105	1,740,903
Raisins.....	26,662,168	18,663,517	30,244,897	21,171,428	20,130,542	14,084,374	27,338,765	19,151,135	26,376,373	18,463,467
Spanish nuts.....	9,066,869	6,800,152	7,784,419	5,838,314	8,038,475	6,028,856	7,490,767	5,618,075	5,190,609	3,892,951
Fruits preserved.....		932,841		1,182,831		1,235,776		2,747,571		1,654,841
Glass and glassware.....		465,045		1,368,330		1,606,175		1,621,361		1,493,165
Glycerine.....	332,135		977,379		1,147,268		869,542		535,586	

SESSIONAL PAPER No. 107

SWEDEN.

TOTAL Quantities and Values of the Principal Articles Imported during the Years ended December 31, 1904 to 1908, inclusive.

NOTE:—Krona=26·8 cents. Kilog=2·204 lbs. Litre=2199 gall. Cub. Metro=35·34 cub. ft.

ARTICLES.	1904.			1905.			1906.			1907.			1908.		
	Quantity.	Value.		Quantity.	Value.		Quantity.	Value.		Quantity.	Value.		Quantity.	Value.	
Animals:—															
Cattle.....	3,520	565,290	No.	4,179	731,239	Kronor.	5,944	838,980	Kronor.	4,725	1,538,900	Kronor.			
Horses.....	2,251	826,850	"	1,515	610,550	"	2,036	731,100	"	2,448	2,069,000	"			
Other.....	12,274,558	123,604	"		95,171	"		184,018	"		62,573	"			
Bones, crude.....		795,871		12,034,366	849,928		15,170,811	1,132,591		13,502,446	1,716,564				
Books.....		1,029,266			1,074,231			980,302			1,784,239				
Bristles.....	49,895	307,101	Kilogs.	56,109	334,218		69,511	406,722		91,489	627,670				
Butter.....	592,358	1,007,009	"	413,673	755,295		596,981	1,122,324		673,687	1,155,468				
Cement.....	10,526,410	289,476	"	10,999,018	302,173		13,136,335	361,251		17,800,752	533,619				
Cheese.....	321,493	434,016	"	325,301	432,650		362,049	1,361,430		550,387	731,307				
Coal.....	3,367,826	59,778,904	1,000 kilogs.	3,297,485	17,401,342		3,718,881	55,783,255		4,146,785	69,599,345				
Cocoa.....	1,019,150	1,403,458	"	1,024,039	1,324,703		1,228,717	1,874,622		1,236,889	2,011,722				
Coffee.....	27,429,263	21,069,118	"	30,055,538	27,049,981		35,087,306	29,132,464		32,258,410	24,930,017				
Coke.....	113,390	4,025,319	1,000 kilogs.	113,452	2,552,669		137,286	3,432,148		254,770	5,837,640				
Cotton:															
Raw.....	17,430,582	18,302,698	Kilogs.	19,349,102	15,867,080		20,716,717	19,891,017		20,684,037	21,926,735				
Yarn.....	1,015,195	1,841,002	"	1,192,818	1,863,169		1,380,751	2,534,006		1,571,939	2,661,795				
Manufactures.....		6,661,201			6,811,594			7,696,030			10,907,082				
Barthenware.....		3,231,817			3,413,069			3,148,084			2,527,692				
Eggs.....	84,704,021	3,388,161	No.	69,203,312	2,837,337		69,806,141	2,862,032		68,032,370	3,124,489				
Embroideries.....		1,511,511			1,788,371			2,314,035			1,460,855				
Fish: Fresh and Salted.....	51,720,740	10,340,440	Kilogs.	48,290,790	12,910,848		59,151,439	16,399,066		59,958,930	16,776,199				
Oysters.....	1,846,882	1,233,391	"	1,941,055	1,334,328		2,769,437	2,271,348		2,478,818	2,131,000				
Flax, Hemp and Jute:															
Raw.....	11,040,154	4,535,979	Kilogs.	9,650,154	1,699,098		10,103,191	6,016,317		13,432,615	8,056,999				
Yarn.....	908,548	964,526	"	604,836	695,840		431,422	613,979		621,921	705,067				
Manufactures.....		2,209,268			2,305,007			2,687,873			3,968,713				
Fruits.....		7,791,726			7,726,494			8,945,468			8,569,373				
Fur skins.....	177,014	1,805,062	Kilogs.	194,294	2,105,092		229,283	2,147,010		174,704	3,753,875				
Glass and Glassware.....	2,104,663	1,873,302	"	2,345,687	2,042,674		3,064,114	2,476,891		3,546,622	2,112,185				
Grain and grain products:															
Barley.....	1,159,208	121,717	Kilogs.	468,846	49,229		4,192,934	452,842		752,389	97,811				
Beans.....	3,177,784	516,390	"	2,805,702	423,661		2,642,256	412,192		2,946,514	500,907				

Returns not to hand.

Returns not to hand.

SESSIONAL PAPER No. 10f

Wrought and ware:		Returns not to hand.		Returns not to hand.	
Copper.....	9,666,065	11,033,773	11,896,798	12,515,403	
Iron and steel.....	22,674,491	23,510,814	21,671,411	
Other.....	2,048,591	2,321,031	2,818,870	4,619,954	
Oilcake..... Kilogrs.	12,169,616	102,681,774	120,152,380	144,154,009	
Oils: Mineral.....	14,336,705	104,813,903	107,142,996	16,333,846	
Other.....	7,749,963	15,166,913	15,259,261	18,010,270	
Oleomargarine.....	227,162	253,388	410,658	10,837,200	
Optical instruments.....	810,285	1,074,145	469,710	
Paints and colours.....	7,752,060	8,629,902	8,152,396	467,713	
Paper.....	4,461,651	1,711,182	5,292,935	3,467,089	
Paraffine..... Kilogrs.	1,103,243	801,816	1,680,065	1,365,639	
Potatoes.....	21,691,906	1,079,864	1,358,399	18,331,167	
Provisions: Preserved.....	1,189,445	1,910,865	1,043,331	900,257	
Rags.....	3,286,431	3,562,116	3,161,906	3,417,651	
Ribbons.....	100,476	1,869,072	2,263,581	137,359	
Rice and rice-meal.....	17,079,658	17,733,427	11,151,420	15,416,770	
Salt: Cooking.....	2,220,228	2,016,957	1,965,037	2,667,762	
Saltpetre..... Kilogrs.	165,900	94,769	212,739	204,100	
Seeds.....	10,941,634	11,903,058	26,500,437	47,467,3	
Shoddy.....	1,763,959	1,933,205	2,118,037	8,696,627	
Silk: Raw.....	1,694,391	35,483	37,691	1,941,663	
Manufactures.....	4,619,914	5,521,803	6,724,820	1,839,631	
Stocks and stockings.....	637,608	842,969	113,348	7,304,912	
Spices.....	1,161,912	825,313	769,216	1,778,101	
Spirits:.....	727,630	808,652	761,701	782,352	
Arrack..... Litres.	606,338	673,877	914,045	916,757	
Cognac.....	870,222	1,037,827	1,299,539	1,116,077	
Other.....	578,278	586,683	631,008	665,243	
Sugar: Raw..... Kilogrs.	4,988,486	6,211,071	4,411,608	398,992	
Refined.....	97,175	460,364	122,133	97,764	
Superphosphate.....	11,000,133	316,877	2,202,369	318,599	
Syrup and molasses.....	15,416,888	132,455	15,918,586	2,145,800	
Tallow.....	172,269	168,184	130,069	85,552	
Tea.....	227,448	544,791	660,809	477,248	
Tobacco: Unmanufactured.....	5,313,389	3,603,356	3,792,871	4,874,887	
Manufactured.....	2,281,286	261,833	3,156,826	3,247,451	
Wax.....	3,464,171	3,947,652	4,804,813	303,340	
Wearing apparel.....	3,930,382	1,068,473	1,914,163	9,442,063	
Wines: In bottles..... Litres.	2,197,287	552,423	639,326	644,447	
In casks..... Kilogrs.	2,863,839	2,304,709	2,463,383	1,597,975	
Wood: Unmanufactured.....	305,909	3,373,012	3,533,800	2,373,368	
Manufactured.....	1,885,613	1,948,315	2,273,549	7,501,949	
Wool:.....	4,749,773	15,768,774	17,913,598	2,736,993	
Raw..... Kilogrs.	1,834,798	4,694,381	5,031,329	17,870,020	
Yarn.....	8,978,412	1,754,186	1,632,350	6,823,769	
Manufactures.....	1,524,534	1,523,612	1,650,784	13,468,160	
Total value of principal and other articles imported.....	578,453,187	582,084,457	644,227,836	682,104,613	

SWEDEN.

TOTAL Quantities and Values of the Principal Articles Exported during the Years ended December 31, 1904 to 1908, inclusive.

NOTE:—Krona=26 8 cents. Kilogr=2 204 lbs. Cub. Metre=35 34 cub. ft.

ARTICLES.	1904.			1905.			1906.			1907.			1908.		
	Quantity.	Value.		Quantity.	Value.		Quantity.	Value.		Quantity.	Value.		Quantity.	Value.	
Animals:—															
Cattle.....	18,322	2,563,875	No.	21,400	3,271,075		19,977	2,841,875	Kroner.	11,175	2,420,280				
Horses.....	1,361	663,050	"	2,772	1,369,800		6,523	2,952,650		5,794	2,641,000				
Other.....		93,690			63,623			51,568			62,413				
Books.....		750,438			748,865			873,709			1,390,303				
Butter.....	19,570,095	33,226,171	Kilogs	18,432,320	33,374,378		16,199,065	31,912,160		17,339,618	33,638,859				
Butter substitutes (margarine).....	470,951	447,403	"	455,568	432,790		658,642	658,642		1,191,841	1,266,531				
Cement.....	27,509,235	715,240	"	38,503,586	1,001,093		45,929,754	1,194,954		18,022,781	540,435				
Cotton: Yarn.....	311,221	528,948	"	465,701	709,172		327,024	599,320		294,899	590,767				
Manufactures.....	222,583	851,233	"	151,682	589,777		116,419	535,835		118,241	526,116				
Earthenware.....		2,386,354			2,540,978			2,818,852			3,942,995				
Eggs.....	22,757,664	1,137,883	No.	32,027,476	1,633,401		35,721,988	1,821,819		36,112,479	2,022,299				
Fish: Fresh and salted... Kilogs	19,755,836	3,433,639		39,034,242	5,586,000		41,915,592	6,457,199		51,228,290	7,555,877				
Lobsters.....	211,273	180,355	"	274,156	295,617		326,527	365,744		345,744	293,882				
Fruits.....		2,434,021		1,907,962	1,489,943		6,138,757	1,864,213		4,358,649	1,773,246				
Fur skins.....		410,260		35,557	513,988		40,876	497,985		61,968	1,157,945				
Glass and glassware.....		3,491,000		12,789,060	3,139,000		11,957,292	2,978,345		15,121,161	3,287,311				
Grain and grain products:															
Barley.....	549,630	67,055	"	277,011	34,626		95,008	12,826		163,482	16,396				
Oats.....	745,110	76,374	"	2,788,948	292,810		6,463,694	711,006		13,222,962	1,586,755				
Rye-mead.....	3,596,180	365,580	"	2,368,650	260,552		2,848,322	320,436		4,744,911	569,389				
Gutta percha.....	456,824	2,713,799	"	786,507	5,114,094		559,451	3,637,990		1,243,540	2,263,511				
Hides and skins, except fur.....	5,753,847	5,545,737	"	7,188,066	7,349,734		7,133,881	8,130,333		6,049,479	5,639,770				
Machinery.....		15,761,655			15,463,146			20,363,223			23,487,285				
Manures.....	1,522,633	87,033	Kilogs	1,826,047	200,865		230,611	21,575		820,859	48,387				
Meats: Bacon and hams.....	2,613,494	2,613,494	"	2,000,717	2,163,753		523,791	639,025		1,737,090	1,712,003				
Other.....	1,750,213	877,863	"	1,634,067	825,178		1,394,028	701,366		827,040	514,464				
Metals:															
Unwrought and partly wrought:															
Copper.....		1,875,025			4,133,984			4,853,799			3,080,992				

Returns not to hand.

Returns not to hand.

Iron and steel :	181,478,646	25,343,693	202,536,190	30,212,539	207,072,672	32,412,367	200,303,503	31,352,306
Bar, bolt, hoop, &c. Kilogs	27,760,713	2,956,843	13,828,597	5,103,379	43,082,198	3,373,986	13,333,121	6,028,510
Iron and steel	88,123,759	6,108,663	110,213,700	8,817,096	112,718,631	9,581,085	129,834,386	13,072,127
Other iron and steel	8,981,141	632,566	13,339,314	1,031,274	16,426,296	1,243,190	11,893,042	1,228,638
Other metals, unwrought	294,338			333,826		520,593		536,022
Wrought and wares :	13,352,941			16,062,252		19,546,025		13,947,998
Iron and steel	1,211,453			2,159,961		2,979,146		3,457,557
Other metals wrought, &c.	108,258		523,674	93,979	1,847,263	285,115	677,938	486,562
Ores :								
Iron..... 1,000 kilogs	3,065,522	24,861,384	3,316,626	27,295,835	3,661,218	31,742,762	3,521,717	30,638,938
Zinc..... "	44,259	2,633,416	51,765	3,494,123	45,380	3,108,520	41,236	2,680,340
Other..... "	2,790	124,694	1,289	133,811	3,516	128,384	4,075	192,441
Paints and all colours.	158,827			186,870		251,675		301,527
Paper..... "	20,295,310			23,961,883		27,235,244		31,027,111
Spirits and wines	630,376			600,982		765,327		1,002,566
Stearine..... Kilogs	147,453			222,315		266,886		453,227
Superphosphates..... "	1,500	87	50,490	3,125	4,553,270	295,963	21,606,400	1,512,448
Wearing apparel.....	231,161			172,724		104,764		349,225
Wood :								
Unmanufactured :								
Beams and rafters, Cub. metres	396,815		415,489	6,371,335	454,859	8,810,433	126,332	8,384,114
Deals and planks, m planed..... "	3,719,748	95,279,086	3,949,780	100,977,513	1,203,768	123,135,616	3,576,638	112,846,641
Masts and spars..... "	238,964	3,598,000	193,777	2,901,429	246,636	4,410,476	231,354	4,407,993
Pit props..... "	1,073,579	9,286,458	721,256	4,760,158	803,766	7,233,894	712,275	6,944,681
Other wood, unmanu factured.....	5,605,231			5,859,933		6,790,596		10,082,923
Manufactured :								
Boards, planed. Cub. metres	571,362	16,676,687	585,536	17,207,394	544,770	17,206,912	529,385	17,601,595
Joiners' wares..... Kilogs	12,192,496			10,574,526		11,210,725		8,571,343
Matches..... "	16,951,447	7,797,666	18,685,337	8,595,255	20,033,417	10,016,709	21,772,803	11,280,775
Staves..... Cub. metres	74,087		85,478	1,418,287		84,840	95,025	2,573,871
Wood pulp..... Kilogs	252,690,494	33,947,597	262,594,745	36,410,166	277,464,533	38,515,717	357,234,231	48,478,726
Chemically prepared. Kilogs	139,853,659	7,231,863	121,211,366	6,162,838	137,346,368	6,600,431	173,612,720	10,255,363
Mechanically..... "	522,414			544,684		554,525		3,001,463
Other wood, manufactured								
Wood :								
Raw..... Kilogs	139,976	397,098	151,894	508,845	100,044	353,336	97,907	399,887
Yarn..... "	129,774	708,055	151,788	853,276	196,914	1,165,584	186,571	825,270
Manufactures..... "	107,517	645,282	83,355	500,130	92,914	557,664	78,429	479,202
Total value of principal and other articles exported,	414,724,110			150,211,733		504,284,813		524,662,547

SWITZERLAND.

VALUE of the Total Imports for Consumption and Exports of Domestic Produce (Merchandise only) from and to each Principal Country during the Years ended December 31, 1904 to 1908, inclusive.

NOTE :—Franc = 19·3 cents.

IMPORTS.					COUNTRIES.					EXPORTS.				
1904.	1905.	1906.	1907.	1908.						1904.	1905.	1906.	1907.	1908.
Francs.	Francs.	Francs.	Francs.	Francs.						Francs.	Francs.	Francs.	Francs.	Francs.
57,524,532	68,803,889	83,711,787	117,920,418	87,012,047	United Kingdom					171,563,979	175,193,814	176,238,207	188,524,198	178,537,621
9,997,864	10,152,436	10,649,754	10,849,100	10,457,046	Australia					4,841,920	5,143,611	5,251,653	6,166,883	5,963,440
9,746,453	8,184,436	8,502,934	8,301,618	6,956,299	British India					17,750,218	16,787,175	15,458,693	15,754,013	15,874,263
1,546,091	1,799,275	2,990,518	3,440,882	1,323,263	Canada					8,718,602	10,852,240	11,919,151	16,907,815	13,451,648
1,082,077	1,144,636	1,447,986	2,240,790	1,955,353	Algeria and Tunis					2,424,869	2,637,272	2,471,522	2,759,661	4,074,608
82,130,386	91,524,476	91,750,190	102,994,803	98,853,343	Austria-Hungary					52,393,134	54,369,806	63,709,051	63,525,005	64,953,663
13,257,747	17,521,477	21,477,061	26,998,117	30,861,181	Argentine Republic, Uruguay, Paraguay, &c.					13,917,759	16,139,647	24,430,826	23,014,713	21,673,515
26,144,572	31,825,151	28,629,136	33,941,484	31,354,479	Belgium					15,251,577	17,713,551	19,949,097	20,342,251	18,521,654
9,977,862	10,282,893	13,582,603	14,989,122	13,388,717	Brazil					5,396,157	5,463,276	7,904,672	11,128,870	8,255,251
22,577,618	22,323,754	30,601,048	41,471,127	32,997,815	Bulgaria, Rumania and Servia					7,322,508	7,008,422	8,076,276	8,852,250	9,155,036
5,783,184	4,699,174	5,772,948	8,126,062	5,730,157	Central American States					8,097,735	9,087,963	9,087,963	8,978,320	8,978,320
544,768	751,757	571,057	819,687	912,028	Chile and Peru					3,331,432	3,752,837	3,752,837	4,778,021	3,473,058
14,453,348	11,197,983	13,610,544	15,482,597	11,120,262	China					7,316,050	8,778,417	10,753,033	9,008,340	6,862,287
241,233	351,319	351,319	263,921	2,297,013	Denmark					3,383,302	3,575,499	4,247,770	4,851,622	4,526,839
17,105,900	17,239,662	21,300,374	27,025,174	18,552,082	Egypt					6,187,094	5,802,662	7,756,122	7,975,436	6,351,451
238,924,694	274,299,129	281,321,019	297,767,619	283,576,909	France					197,474,033	119,600,221	109,361,294	121,277,853	117,211,131
376,158,742	440,738,593	479,498,253	551,326,139	512,701,560	Germany					211,420,169	232,028,517	276,564,321	281,866,226	239,880,589
2,140,661	2,033,414	736,170	920,569	819,892	Greece					1,739,484	1,628,415	1,456,293	1,793,345	1,785,525
169,374,972	176,901,230	290,684,239	230,288,019	171,852,466	Italy					54,309,428	56,981,041	70,054,355	83,151,782	92,184,515
8,192,531	8,487,733	12,741,388	10,693,632	8,139,421	Japan					6,734,497	10,909,961	16,299,283	11,445,534	9,969,078
6,905,404	8,036,950	7,519,489	13,718,542	16,094,239	Netherlands					6,416,225	6,506,777	8,307,596	7,423,612	8,069,148
6,601,131	6,430,031	6,558,776	8,170,355	6,708,590	Netherlands India					3,904,192	3,721,426	3,631,955	2,489,372	3,368,135
80,130	101,323	253,515	341,302	422,783	Portugal					2,800,861	2,972,230	3,255,119	3,525,685	3,573,120
81,070,038	77,073,155	72,435,819	70,074,353	49,576,188	Russia					22,458,642	27,742,880	31,576,461	33,405,985	32,813,828
1,363,853	1,672,470	2,031,794	2,494,580	2,716,159	Scandinavia					5,631,447	7,731,584	9,753,924	9,753,924	8,773,617
12,746,274	19,102,402	6,362,184	9,235,694	12,529,038	Spain					14,670,419	15,980,407	18,240,650	18,240,650	18,467,416
4,619,103	5,151,064	5,144,015	4,948,734	1,979,180	Turkey					9,863,137	9,490,371	10,540,432	9,493,362	7,938,697

SESSIONAL PAPER No. 10f

53,826,479	56,924,370	58,482,861	70,144,151	60,659,679	United States.....	106,337,827	125,049,083	136,204,194	159,561,159	111,796,045
5,613,457	4,684,971	906,619	1,808,364	1,790,202	Other Countries.....	4,196,596	3,673,585	2,397,164	2,928,164	2,296,165
1,240,071,144	1,379,850,723	1,469,059,498	1,687,426,688	1,487,149,157	Totals.....	885,721,611	962,602,461	1,064,331,367	1,144,782,381	1,031,759,691
.....	Ships' use (exports only).....	5,757,687	6,718,514	6,794,167	8,155,878	6,677,631
1,240,071,144	1,379,850,723	1,469,059,498	1,687,426,688	1,487,149,157	Totals (merchandise).....	891,479,298	969,321,005	1,071,125,534	1,152,938,259	1,038,437,322
83,239,280	78,470,977	85,134,934	48,745,803	46,827,446	Gold and silver coin.....	43,086,349	38,501,751	28,490,899	36,041,858	21,365,553
1,323,310,424	1,458,321,700	1,554,194,432	1,736,172,491	1,533,976,603 Grand totals.....	934,565,647	1,007,822,756	1,099,616,433	1,188,980,117	1,059,802,875

* Including Mexico.

† Including Persia and Afghanistan.

9-10 EDWARD VII., A. 1910

SWITZERLAND.

TOTAL Quantities and Values of the Principal Articles Imported during the Years ended December 31, 1904 to 1908, inclusive—Continued.

NOTE:—Franc=19·3 cents. Kilog=2·201 lbs. Hectolitre=21·99 galls.

ARTICLES.	1904.		1905.		1906.		1907.		1908.	
	Quantity.	Value.	Quantity.	Value.	Quantity.	Value.	Quantity.	Value.	Quantity.	Value.
Animals—		Francs.		Francs.		Francs.		Francs.		Francs.
Horses, mules and asses, No.	16,052	9,697,000	17,749	10,810,000	15,864	10,705,000	15,422	10,292,879	15,498	10,184,028
Other " Hectols.	278,813	53,622,000	249,333	19,071,000	257,305	47,094,000	238,711	15,320,477	245,170	13,288,859
Beer in casks " Hectols.	113,924	2,874,894	118,873	3,009,793	119,142	3,013,368	124,183	3,139,889	127,523	3,216,803
Books printed " "		11,453,355		11,965,050		14,053,062		12,623,885		13,651,375
Bran 100 kilograms					117,111	1,395,359		1,240,594	193,342	2,610,092
Butter fresh and salted " "	29,675	7,226,167	32,010	8,072,555	35,483	9,424,460	35,898	9,376,806	37,248	10,200,655
" substitutes " "	19,718	1,941,342	22,219	2,240,678	32,131	3,704,719	10,230	4,929,563	33,701	4,166,135
Cheese " "	29,791	3,954,770	25,086	3,331,890	25,138	3,322,275	31,972	4,673,260	29,777	4,802,035
Chemical products " "		27,760,000		31,433,000		32,354,000		33,364,331		32,546,355
Clocks and watches " "		3,649,278		4,334,286		4,469,220		5,190,296		3,834,816
Coal and coke 100 kilograms	18,090,545	51,496,000	18,338,773	53,752,000	20,624,114	61,698,000	24,166,404	77,563,110	23,272,113	76,443,554
" briquettes " "	3,478,442	9,575,000	4,307,557	11,848,000	4,457,501	12,971,000	5,022,013	15,511,195	5,893,195	18,222,153
Cocoa, cocoa butter, chocolate and preparations of "										
Coffee, raw " "	69,476	10,428,774	53,108	7,337,723	80,196	16,012,314	87,327	22,790,753	72,650	13,078,324
Cotton, raw " "	96,068	11,378,000	88,889	11,100,000	111,646	13,590,000	113,082	12,852,638	109,102	12,332,373
" yarn " "	246,578	40,654,000	239,704	34,868,000	237,614	41,310,000	256,777	50,517,085	232,664	37,151,550
" manufactures " "	18,713	9,680,000	23,688	11,861,000	18,050	11,885,000	36,573	20,322,345	29,646	15,072,190
Dye stuffs, colours and varnishes " "	52,149	34,867,000	66,621	44,899,000	62,632	49,765,000	79,591	61,816,283	58,891	41,238,695
Earthenware and stone-ware " "	125,575	7,316,000	139,020	7,574,000	146,521	8,593,000	139,538	8,702,756	135,378	8,017,331
Eggs " "		6,848,854		7,921,365		7,775,168		8,727,889		7,953,066
Firewood 100 kilograms	1,213,848	2,859,355	1,449,838	3,338,912	1,577,908	4,482,000	1,662,618	4,317,180	1,664,283	4,276,473
Fish " "	32,157	5,613,500	41,812	7,253,315	35,322	5,439,030	42,002	6,673,370	48,139	7,143,035
Flax, hemp, jute, &c., and manufactures of "		15,829,000		19,072,000		17,978,000		21,205,693		17,033,521
Flour of all kinds 100 kilograms	366,465	6,549,000	344,382	6,121,000	358,997	7,705,000	390,308	10,233,274	586,096	16,871,455

* Included under "Oilcake."

SWITZERLAND.

Total Quantities and Values of the Principal Articles Imported for Consumption, &c.—*Concluded.*

ARTICLES.	1904.		1905.		1906.		1907.		1908.	
	Quantity.	Value.	Quantity.	Value.	Quantity.	Value.	Quantity.	Value.	Quantity.	Value.
		Francs.		Francs.		Francs.		Francs.		Francs.
Vehicles	25,998	5,619,605	7,720,070	10,728,776	9,294,241	7,345,736
Wearing apparel	1,220,127	33,752,000	33,166	44,496,000	25,941	46,121,952	28,318	49,668,110	27,250	45,890,568
Wine in the cask	1,882,137	32,301,000	2,061,715	51,543,000	640,554	16,880,000	1,269,204	30,844,920	1,438,362	32,322,831
Wood for building	16,843,000	2,213,108	21,372,000	2,172,997	22,277,000	2,664,504	27,272,552	2,645,319	26,124,568
Wood pulp	+	+	52,301	1,303,284	64,456	1,591,022	71,673	1,771,386
Wood, raw	64,136	21,763,000	58,748	22,677,000	72,306	28,038,000	61,617	21,831,505	65,255	21,156,495
Woollen yarn	12,602	8,617,000	13,304	9,890,000	12,548	9,693,000	13,326	10,044,810	13,759	9,719,963
" manufactures. " "	36,265	32,062,000	43,031	39,858,000	33,359	36,865,000	36,813	42,176,171	32,492	35,806,944
Total value of principal and other articles imported	1,240,071,000	1,379,851,000	1,462,059,000	1,687,426,688	1,487,149,157

+ Not separately stated.

SESSIONAL PAPER No. 10f

SWITZERLAND.

TOTAL Quantities and Values of the Principal Articles of Domestic Produce Exported during the Years ended December 31, 1901 to 1908, inclusive.

NOTE:—Franc=19·3 cents. Kilog=2·204 lbs.

ARTICLES.	1904.			1905.			1906.			1907.			1908.		
	Quantity.	Value.	Quantity.	Value.	Quantity.	Value.	Quantity.	Value.	Quantity.	Value.	Quantity.	Value.			
Animals:—															
Horses, mules and asses.	2,387	2,096,000	2,349	1,983,000	1,651	1,478,000	1,350	1,110,498	1,525	1,314,405					
Other.	32,892	10,152,000	40,282	12,829,000	54,348	21,144,000	29,880	12,451,573	37,265	13,228,478					
Books, printed		3,558,000		3,963,000		3,427,000		3,731,769		3,660,068					
Bran.															
Cheese.	257,137	40,915,000	278,432	45,946,000	89,832	1,070,559	105,968	1,310,651	82,682	1,052,286					
Chemical products.															
Cocoa, cocoa butter, chocolate and prepar-	330,231	8,756,000	370,211	10,342,000	280,333	50,119,000	282,195	54,182,551	306,876	54,127,911					
ations of.															
Confectionery and	73,339	28,870,334	80,689	31,855,961	99,762	36,706,388	101,323	34,117,573	79,659	28,701,866					
sweetmeats.															
Cotton yarn.	5,615	1,566,663	5,814	1,613,347	7,176	1,924,412	8,353	2,281,557	9,063	2,325,535					
Cotton wares:—	38,751	14,736,000	38,527	13,796,000	44,304	16,987,000	36,672	16,803,645	26,242	12,845,877					
Piece goods.															
Ribbons, embroidery	53,857	38,929,000	59,396	43,576,000	51,495	41,579,000	45,648	39,230,139	43,221	35,935,886					
and lace.															
Dyes, coal tar	55,657	111,406,000	57,304	126,225,000	63,064	149,682,000	80,091	184,753,574	71,929	150,572,650					
Flax, hemp, jute, &c.,	44,614	17,888,000	53,069	20,014,000	59,972	21,812,000	60,893	21,435,404	55,738	19,657,183					
and wares of.															
Flour of all kinds.	2,556	2,423,000	2,634	2,690,000	2,868	2,693,763	2,877	2,825,195	3,174	2,778,711					
Fruits and vegetables,	48,841	3,031,000	49,560	3,195,000	47,745	3,506,000	49,615	3,804,313	48,174	3,686,153					
fresh and preserved.															
Gutta-percha.		3,928,246		3,560,428		9,743,907		5,402,363		6,555,376					
Hides and skins, raw.		1,133,534		1,133,534		1,513,678		1,764,471		1,704,652					
Instruments and apparatus.	78,447	12,985,000	82,363	13,795,000	86,302	16,945,000	98,041	17,633,310	105,918	16,835,645					
Jewellery.		3,761,333		6,593,888		8,017,344		9,884,828		10,532,863					
Leather manufactures.	3,482	7,586,000	3,933	8,700,000	3,168	9,811,000	3,236	10,371,067	3,265	10,644,785					
	2,601	1,438,000	2,365	1,362,000	3,292	2,223,000	2,508	2,095,523	2,591	2,491,735					
	5,692	6,987,000	6,155	7,740,000	6,222	8,424,000	5,780	8,332,628	5,884	8,537,130					

SWITZERLAND.

TOTAL Quantities and Values of the Principal Articles of Domestic Produce Exported, &c.—*Concluded.*

ARTICLES.	1904.		1905.		1906.		1907.		1908.	
	Quantity.	Value.	Quantity.	Value.	Quantity.	Value.	Quantity.	Value.	Quantity.	Value.
		Francs.		Francs.		Francs.		Francs.		Francs.
Liquors.....	7,059	2,267,252	6,698	2,233,635	8,256	3,385,151	6,272	2,541,376	8,569	1,925,874
Machinery and locomotives.....	16,295	2,700,522	17,415	3,562,849	27,846	4,599,021	30,116	5,446,712	31,280	4,953,015
Meat, fresh and salted. 100 kilograms.....	1,896	6,549,676	2,215	7,626,122	2,458	8,475,094	2,895	9,982,933	2,935	10,093,103
Metals:—										
Aluminum.....	4,052	308,290	3,693	343,340	7,075	503,016	10,244	622,776	7,970	591,634
Copper.....	764	138,558	892	159,132	1,264	279,377	1,016	239,838	982	220,157
Gold, unwrought..... Kilogs.....	16,072	1,580,444	19,370	1,990,383	22,383	2,426,039	26,619	2,933,675	23,333	2,252,283
Iron.....	983	434,954	804	365,614	1,147	458,856	1,652	650,410	1,653	597,135
Lead.....	6,250	305,488	6,400	391,081	9,823	501,468	8,675	428,417	13,876	499,113
Nickel.....	64,759	1,007,215	71,577	1,128,318	81,183	1,324,695	103,753	1,748,870	117,129	2,067,117
Silver, unwrought..... Kilogs.....	307,721	29,217,000	306,589	28,590,000	281,481	27,833,000	317,204	31,444,975	273,715	27,103,277
Zinc.....	13,970	2,921,000	14,507	2,723,000	16,350	2,532,751	18,187	2,823,192	13,833	2,602,973
Milk, fresh.....										
Paper and mfrs. of.....										
Raw materials for the manufacture of paper.....	67,762	1,993,914	63,523	1,728,213	125,374	3,696,081	128,665	3,832,841	129,973	3,742,226
Silk, waste.....	7,239	1,662,000	6,134	1,686,000	7,148	2,070,000	7,549	2,811,533	7,394	2,334,406
Silk, thrown and spun.....	26,158	79,879,000	27,546	85,427,000	32,485	105,369,000	31,874	121,469,603	28,874	98,294,647
" manufactures.....	28,514	154,034,000	28,529	163,377,000	26,928	154,978,000	26,927	170,573,287	25,136	150,810,028
Straw plait.....	6,372	9,452,000	5,909	9,272,000	9,368	10,278,000	7,240	8,454,632	6,962	9,037,672
Tobacco:										
Cigars and cigarettes.....	3,924	2,655,000	4,162	2,826,000	3,683	2,512,000	4,406	2,913,716	4,327	3,093,776
Other.....	5,806	854,470	6,621	916,854	6,578	970,804	6,259	968,069	6,312	1,009,052
Vehicles.....										
Watches, clocks and parts of.....										
Wearing apparel..... 100 kilograms.....	5,924	121,016,000	6,618	122,013,000	6,681	150,401,527	6,982	149,297,698	6,580	129,290,578
Wood for building.....	451,583	12,463,000	361,658	13,518,000	342,973	13,688,128	336,598	14,771,980	355,124	14,351,708
		2,496,000		2,067,000		2,706,000		2,768,799		2,955,796

SESSIONAL PAPER No. 10f

Woodware	28,600	2,553,000	25,769	2,579,000	27,726	2,847,000	37,930	3,193,068	35,645	3,702,003
Wood, raw	11,921	3,530,000	12,867	4,125,000	18,979	6,624,000	15,917	5,216,205	13,405	4,802,408
Woolen yarn	11,532	9,921,000	10,719	9,437,000	11,029	10,432,000	9,870	9,999,831	10,686	11,059,147
" mfrs.	8,631	8,341,000	8,913	9,736,000	8,011	8,880,000	6,606	8,329,332	6,802	8,598,459
Total value of principal and other articles exported		891,479,000		969,321,000		1,071,126,000		1,152,938,259		1,038,437,322

* Not separately stated.

9-10 EDWARD VII., A. 1910

UNITED STATES.

(Includes Alaska, Hawaii and Porto Rico.)

VALUE of the Total Imports and Exports of Merchandise from and to each Principal Country during the Years ended June 30, 1905 to 1909, inclusive.

IMPORTS.					EXPORTS.				
1904-5.	1905-6.	1906-7.	1907-8.	1908-9.	COUNTRIES.				
§	§	§	§	§	1904-5.				
					§	§	§	§	§
					<i>British Empire.</i>				
175,811,918	210,029,437	246,112,047	190,355,475	208,612,758	United Kingdom	523,396,852	582,090,123	580,663,522	514,627,365
2,208,986	2,312,288	2,466,207	1,615,261	1,765,945	Aden	1,172,854	1,708,789	1,697,277	1,446,670
496,694	410,771	571,993	455,546	477,705	Bermuda	1,304,919	1,138,249	967,066	1,163,626
1,598,363	1,706,722	2,652,377	2,507,155	2,742,368	British Africa	14,678,410	14,086,483	10,286,728	9,811,640
53,690,211	67,176,839	83,813,743	61,489,287	63,907,896	East Indies	7,547,938	7,454,702	11,886,858	10,255,630
1,512,541	1,016,405	1,213,813	230,828	791,349	" Guiana	1,884,365	1,749,609	1,986,385	2,003,988
539,653	789,422	754,581	757,389	818,925	" Honduras	1,052,367	1,104,201	1,239,145	1,081,898
					<i>British Oceania:—</i>				
11,892,914	11,515,413	(13,434,331	11,186,668	13,973,219	Australia	(26,353,311	29,001,147	28,280,661	24,077,260
58,329	79,944	(4,201,206	3,040,168	2,847,655	New Zealand	(74,090	270,690	6,502,362	5,463,547
10,437,022	10,259,253	104,095	66,208	107,216	All other	10,630,288	9,706,651	141,730	130,466
62,469,632	68,237,653	73,334,615	73,131,665	79,317,655	British West Indies	140,529,581	156,736,685	12,475,383	11,715,654
13,531	14,002	23,202	11,048	19,604	Canada	231,724	396,224	167,635,947	163,448,656
1,552,428	1,829,040	2,740,642	2,129,256	1,769,019	Gibraltar	10,769,554	7,044,909	371,365	491,888
43,365	25,363	20,650	4,584	10,352	Hong Kong, &c.	264,946	285,809	8,975,161	7,297,802
1,184,229	1,364,944	1,478,259	1,169,060	1,162,211	Malta, Gozo, &c.	2,449,425	2,964,297	548,859	608,280
2,382	7,109	14,358	45,085	21,318	Newfoundland and Labrador	1,366	1,737	3,587,748	3,939,643
					All other British Possessions	741,741,930	816,740,309	8,247	1,433
323,511,498	376,774,555	445,253,371	362,304,634	389,787,614	Totals, British Empire	871,739,990	836,106,444	757,541,546	
					<i>Foreign Countries.</i>				
10,553,204	13,865,433	16,009,029	15,425,659	15,436,587	Austria-Hungary	11,023,746	14,890,019	16,174,738	14,226,703
25,882,455	28,411,318	30,142,562	19,895,677	27,393,918	Belgium	38,478,741	50,021,107	52,940,514	45,093,067
				190,825	Bulgaria			*	32,887
				2,695,858	Central American States				
			4,405,165	3,148,489	Costa Rica	1,768,429	2,388,188	2,686,744	2,307,096
4,296,734	4,622,426	4,965,634	2,390,167		Guatemala	2,654,622	2,908,665	1,730,700	1,706,156
3,081,553	3,386,317	3,872,538							

SESSIONAL PAPER No. 10f

2,111,312	1,724,865	2,296,556	2,268,070	2,150,752	Honduras	1,730,345	1,632,251	1,833,056	1,768,995	1,499,682
1,513,877	1,478,408	1,028,166	1,160,832	1,004,811	Nicaragua	1,914,556	1,470,852	1,923,111	1,574,879	1,355,287
813,154	1,065,887	1,752,314	1,469,344	1,676,994	Panama	4,745,562	12,490,289	16,150,953	18,293,666	16,797,580
1,113,619	1,131,734	1,171,187	981,715	970,137	Salvador	1,318,426	1,401,276	1,693,166	1,357,297	1,462,135
27,884,518	28,531,297	38,436,542	26,020,422	28,798,723	Chinese Empire	53,453,385	43,774,375	23,701,532	22,343,657	19,420,024
828	1,120	1,287	981,715	970,137	China	1,013,238	1,065,294	1,133,223	1,363,113	320,780
1,008,750	1,256,663	1,125,945	1,272,438	1,625,408	Denmark	14,881,568	22,943,926	23,384,989	21,541,696	17,522,113
450,088	168,415	656,744	619,066	284,667	Danish Possessions	699,613	730,321	791,522	750,101	722,663
80,830,445	108,415,350	127,803,407	101,999,541	108,387,357	France	76,337,471	97,892,480	113,604,692	116,123,468	108,764,262
1,444,555	1,657,701	1,465,523	1,150,499	1,314,105	French Possessions	3,637,481	3,553,307	4,051,388	4,345,539	4,455,539
118,268,856	135,142,996	161,543,556	142,685,547	143,525,828	Germany	19,220,472	23,742,102	25,639,663	27,692,089	235,324,140
52,201	22,810	178,947	590,735	863,236	German Possessions	136,811	136,811	257,271	615,998	1,297,297
1,270,792	2,032,408	3,086,417	3,019,666	2,382,292	Greece	1,634,431	239,726	1,634,431	1,290,804	1,297,297
38,628,579	40,597,556	50,455,157	44,844,174	49,287,894	Italy	38,740,067	48,081,740	61,746,965	54,217,394	58,500,595
51,821,629	52,551,520	68,910,594	68,107,545	70,392,722	Italian Possessions	17,600	17,600	17,600	17,435	17,435
7	2,112	106	1,035	70,392,722	Japan	51,719,683	38,464,952	38,770,027	41,432,327	26,691,613
46,170,876	50,965,177	57,293,527	46,945,690	47,712,214	Liberia	55,309	45,578	61,904	58,432	56,165
21,718,748	27,007,107	32,455,612	20,305,864	26,086,336	Mexico	45,736,116	58,182,276	66,248,098	55,509,604	49,793,323
2,201,580	3,132,364	3,795,387	3,668,969	4,613,609	Netherlands (Holland)	73,298,362	95,471,293	104,507,716	102,206,184	95,012,366
19,294,624	21,562,060	12,448,047	15,237,639	24,033,167	Norway	4,420,469	6,016,263	5,682,508	6,841,026	6,841,026
12,657,004	12,337,927	11,510,438	10,164,223	9,433,986	Dutch Possessions	3,033,031	3,090,075	3,271,673	3,533,579	3,870,912
6,139,297	3,139,708	6,479,500	4,367,322	6,240,592	Philippine Islands	6,200,620	5,450,441	8,661,424	11,461,732	11,189,411
37,750	84,447	123,641	102,466	141,781	Portugal	2,063,846	1,462,763	2,787,422	3,080,672	3,901,405
8,224	4,026	6,545	11,135	9,340	Portuguese Possessions	1,942,986	2,618,183	3,034,808	5,675,870	3,777,297
137,674	282,297	1,144,745	341,627	793,345	Romania	902,506	617,608	685,231	447,759	647,045
11,653,854	13,536,505	16,550,437	11,113,421	11,031,571	Russia in Asia	341,954	2,813,544	2,004,199	2,072,915	1,635,731
54,251	34,609	59,297	52,353	531,691	Russia in Europe	16,686,330	16,001,970	19,778,156	16,342,377	15,633,175
15,354,901	18,379,063	16,715,325	11,024,468	22,230,182	Serbia	1,600	1,873	1,873	3,806	5,310
49,843,694	80,416,524	97,881,158	74,577,864	98,033,229	South America	23,504,056	32,073,359	32,163,336	31,858,155	33,712,565
1,071,613	7,084,487	6,308,680	14,777,811	13,712,373	Argentina Republic	106,041	146,798	941,287	1,226,238	792,691
2,592,175	2,632,206	3,039,573	2,401,188	7,010,394	Bolivia	10,985,096	8,667,297	10,195,657	9,194,650	5,466,286
750	3,819	3,819	6,070,616	16,777	Brazil	5,391,357	3,491,420	3,084,718	3,432,375	3,679,070
2,454,943	4,958,942	4,958,942	6,070,616	6,386,544	Chile	1,750,578	2,009,801	1,756,289	1,909,126	1,819,657
3,158,856	2,711,570	3,160,891	1,364,796	3,726,877	Colombia	39,130	51,917	173,560	100,568	52,268
7,109,850	8,034,701	7,832,214	6,725,184	8,313,609	Ecuador	3,637,225	4,833,307	6,075,739	6,953,579	4,557,864
8,786,507	10,689,653	13,426,665	11,152,712	14,077,061	Paraguay	1,990,694	2,906,573	3,412,785	3,868,611	3,360,313
137,139	162,231	163,070	83,521	80,642	Peru	3,213,575	3,258,133	3,024,629	2,555,863	2,568,211
2,935,381	3,899,481	4,171,264	4,635,672	4,486,142	Venezuela	17,038,474	19,093,336	21,330,384	21,906,373	19,679,063
20,415,268	23,421,242	26,830,474	24,698,036	23,831,492	Spain	7,197,469	7,367,285	424,482	694,730	409,365
6,021,876	6,485,749	7,696,427	6,205,061	6,035,660	Spanish Possessions	7,197,469	7,437,160	9,413,619	9,671,810	6,731,304
5,173,252	6,508,518	6,939,761	4,554,509	6,393,468	Sweden	246,787	399,366	612,579	684,840	750,793
8,643,875	9,400,039	16,681,672	12,864,655	11,207,491	Turkey in Asia	360,772	616,578	628,716	555,376	621,836
86,304,299	84,979,821	97,441,690	83,284,692	96,722,193	Turkish Possessions	527,488	874,449	1,125,099	1,418,024	1,896,249
1,101,650	1,185,477	1,274,678	689,015	525,947	Turkey in Europe	753,814	1,161,616	1,226,573	2,123,353	1,295,807
1,101,650	1,185,477	1,274,678	689,015	525,947	West Indies	38,380,601	47,763,688	49,365,274	47,161,306	13,913,356
1,101,650	1,185,477	1,274,678	689,015	525,947	Cuba	2,297,080	3,307,840	2,916,104	3,619,172	3,937,359
1,101,650	1,185,477	1,274,678	689,015	525,947	Haiti	2,297,080	3,307,840	2,916,104	3,619,172	3,937,359

*Included in "Turkey in Europe" prior to 1908-9.

UNITED STATES.

(Includes Alaska, Hawaii and Porto Rico.)

VALUE of the Total Imports and Exports of Merchandise from and to each Principal Country, &c.—*Concluded.*

IMPORTS.					COUNTRIES.	EXPORTS.				
1904-5.	1905-6.	1906-7.	1907-8.	1908-9.		1904-5.	1905-6.	1906-7.	1907-8.	1908-9.
\$	\$	\$	\$	\$		\$	\$	\$	\$	\$
4,664,209	3,086,338	3,370,899	4,583,661	3,653,880	... West Indies— <i>Col.</i>	1,666,789	2,018,251	2,509,817	2,703,276	2,579,390
322,378	553,510	686,513	266,412	209,799	... Santo Domingo	19,661	56,929	12,142	8,710	65,573
182,356	392,631	570,430	581,350	467,380	... All other Countries in Africa	164,098	475,168	1,924,340	8,595,655	570,482
794,001,573	849,787,891	989,168,054	832,037,758	922,132,610	... Totals, Foreign Countries	776,819,736	927,124,191	1,009,111,088	1,024,666,902	905,469,558
323,511,498	376,774,555	445,253,371	362,304,034	389,787,614	... Totals, British Empire	741,741,930	816,740,309	871,739,990	836,106,444	757,541,546
1,117,513,071	1,226,562,446	1,434,421,425	1,194,341,792	1,311,920,224	... Grand totals	1,518,561,666	1,743,864,500	1,880,851,078	1,860,773,346	1,663,011,104

SESSIONAL PAPER No. 10f

UNITED STATES.

Total Quantities and Values of the Principal Articles of Merchandise Imported during the Years ended June 30, 1905 to 1909, inclusive.

ARTICLES.	1904-5.		1905-6.		1906-7.		1907-8.		1908-9.	
	Quantity.	Value.	Quantity.	Value.	Quantity.	Value.	Quantity.	Value.	Quantity.	Value.
Animals:—		%		%		%		%		%
Cattle.....	27,855	458,572	29,019	548,430	32,402	565,122	92,356	1,507,310	129,184	1,999,422
Horses.....	5,180	1,591,083	6,021	1,716,675	6,080	1,978,105	5,487	1,604,892	7,084	2,007,276
Sheep.....	186,942	704,721	240,747	1,020,359	224,798	1,129,425	224,765	1,082,606	102,663	502,640
Other.....		583,078		628,958		689,630		583,151		528,333
Total animals.....		3,337,454		3,914,422		4,344,282		4,777,459		5,037,671
Art work.....		4,381,324		4,908,782		5,867,265		4,310,767		3,797,163
Books and other printed matter.....		4,589,858		5,599,948		6,451,309		6,036,693		5,626,624
Breadstuffs.....		6,557,347		4,513,667		5,892,968		7,138,214		9,454,434
Bristles.....	2,469,586	2,370,498	2,741,549	2,695,746	3,445,561	3,261,877	2,622,463	2,607,777	2,891,501	2,591,119
Brushes.....		1,306,446		1,357,114		1,586,556		1,681,640		1,430,321
Buttons and button forms.....		866,178		873,211		936,085		652,961		766,901
Cement, Roman, Portland and other hydraulic.....	3,827,540	1,276,597	3,929,638	1,302,239	11,297,636	3,669,926	5,734,377	1,973,472	1,923,747	712,628
Chemicals, drugs and dyes:—										
Argols or wine lees.....	26,281,931	2,291,951	28,140,835	2,358,061	30,540,893	2,562,384	26,738,834	2,303,185	32,115,646	2,641,867
Coal tar, colours and dyes.....		5,705,691		5,755,596		5,635,001		4,883,675		5,901,842
Dye woods.....		821,611		896,245		913,465		539,049		445,010
Glycerine.....	27,010,255	2,652,011	34,122,953	2,302,183	37,992,433	2,459,458	32,481,068	2,470,178	36,248,421	3,021,272
Gums.....		10,630,481		11,900,724		14,974,156		12,533,493		12,000,390
Indigo.....	4,830,930	873,781	7,392,853	1,044,148	7,170,637	1,233,541	6,078,073	1,058,354	8,249,972	1,400,286
Liquorice root.....	108,443,892	1,780,169	102,151,969	1,661,454	66,115,863	1,140,541	109,355,720	1,864,436	97,712,777	1,628,894
Opium.....	754,060	2,632,409	608,036	2,440,222	728,530	3,068,126	432,866	2,487,910	609,441	2,794,579
Potash.....	298,043,250	5,446,602	302,421,495	5,583,739	334,849,340	6,289,342	359,784,432	6,495,550	403,622,019	7,419,617
Soda.....	597,525,081	10,153,063	773,264,664	13,532,414	707,055,404	14,481,740	672,348,370	12,835,937	720,551,987	12,957,650
Sulphur or brimstone, crude.....	91,464	1,686,197	88,808	1,597,563	35,326	638,222	26,319	430,840	17,977	307,297

9-10 EDWARD VII., A. 1910

UNITED STATES.

TOTAL Quantities and Values of the Principal Articles of Merchandise Imported, &c.—Continued.

ARTICLES.	1904-5.		1905-6.		1906-7.		1907-8.		1908-9.	
	Quantity.	Value.	Quantity.	Value.	Quantity.	Value.	Quantity.	Value.	Quantity.	Value.
		\$		\$		\$		\$		\$
Chemicals, dyes and dyes— <i>Con.</i>										
All other.		20,706,253		25,380,315		29,601,988		25,330,398		27,832,020
Total chemicals, &c.		64,779,559		74,452,664		82,997,914		73,237,033		78,379,634
Clocks and watches and parts of.		2,966,495		3,105,136		3,583,173		2,922,142		2,536,631
Coal, anthracite and bituminous.		3,906,753		4,481,276		4,263,292		5,230,698		3,518,631
Cocoa or cacao.	1,586,984		1,857,305		1,712,982		2,006,374		1,232,443	
Coffee.	74,690,773		81,172,433		93,517,552		83,848,232		131,141,918	
Copper and mfrs. of:—	1,047,792,984		851,668,933		983,321,473		890,640,057		1,049,863,768	
Copper and mfrs. of:—	286,755		242,367		278,488		271,017		348,493	
Ore and regulus.		4,892,961		6,727,861		8,296,328		7,037,030		8,637,788
Pigs, bars, ingots, plates, &c.	146,303,305		171,001,957		198,442,715		145,033,236		220,853,988	
Cork, corkwood or bark and mfrs. of.		19,841,567		25,764,545		39,346,145		24,361,902		29,271,514
		2,738,319		3,313,306		4,063,982		4,249,006		3,042,190
Cotton and mfrs. of:—										
Unmanufactured.	60,508,548		70,963,633		104,791,784		71,072,855		86,521,065	
Waste or flocks.	23,362,850		26,011,667		22,954,676		10,664,171		28,960,205	
Mfrs. of:—		1,241,874		1,356,042		1,042,267		443,433		1,221,682
Cloth.		7,949,874		11,936,591		13,008,067		12,424,860		10,190,137
Knit goods—Stockings, &c.	47,519,370		74,657,229		82,640,331		73,485,324		68,376,608	
Laces, edgings, embroidery, insertions, neck ruffings, &c.		6,150,484		7,218,897		8,671,848		9,632,574		6,917,828
Thread (not on spools), yarn, warps or warp yarn.		25,911,684		34,022,469		39,756,502		33,611,010		34,368,580
	5,023,331		5,111,614		2,598,724		7,036,442		6,926,295	
		2,204,154		2,598,724		3,583,627		3,921,111		3,306,172

SESSIONAL PAPER No. 10f

All other mfrs.	6,703,740	7,266,641	8,684,592	9,390,226	7,227,569
Total cotton and mfrs. of.	59,576,560	75,278,956	94,677,891	82,997,515	76,854,770
Earthen, stone and chinaware.	11,659,723	12,877,528	13,706,790	13,427,969	9,809,028
Leathers, &c., natural and artificial	4,544,427	6,988,812	9,505,515	10,755,954	11,600,081
Fibres, vegetable and textile grass-					
es and mfrs. of:—					
Unmanufactured. Tons.	304,910	307,283	303,567	315,721	29,709,974
Manufactured.	38,118,071	39,360,290	42,293,358	35,493,083	49,312,392
Fish.	40,125,406	51,437,581	67,422,557	54,407,572	12,403,012
Fruits, including nuts.	10,498,076	11,607,602	12,353,988	12,292,770	31,110,683
Furs and mfrs. of.	25,937,456	28,915,747	35,867,160	37,354,742	21,086,575
Furs and mfrs. of.	18,306,302	21,855,082	21,884,034	15,918,149	21,862,190
Glass and glassware.	5,948,839	7,507,823	7,596,631	6,570,123	3,790,570
Hair.	3,428,404	3,854,319	3,604,599	3,561,012	5,403,041
Hats, bonnets and hoods and					60,854
material for, composed of					
straw, &c.	4,379,473	4,571,184	6,820,259	4,832,548	5,403,041
Hay. Tons.	359,515	502,051	501,507	89,808	6,712
Hides and skins, other than					
fur skins. Lbs.	64,764,146	83,882,167	83,206,545	54,770,136	78,489,888
Hops. "	1,980,804	2,326,982	1,974,900	1,989,261	1,337,099
Household effects.	3,263,384	3,941,875	3,835,351	4,446,187	4,547,440
India-rubber and gutta-					
percha:—Unmanufactured. Lbs.	51,683,312	47,910,952	63,145,059	39,555,427	61,707,856
Manufactured.	1,506,799	2,255,017	2,519,661	2,078,044	1,463,589
Iron and steel and mfrs. of:—					
Iron ore. Tons.	757,323	981,026	3,360,449	2,919,462	2,714,691
Ingot, bloom, slabs, bol-					
lets, &c. Lbs.	1,641,549	2,672,668	3,033,928	2,172,916	1,946,030
Pig iron. Tons.	2,989,069	271,790	15,654,846	6,201,808	3,599,086
Railway bars.	387,973	730,374	133,936	2,839	35,159
Tin plates,terne plates, &c. Lbs.	161,066,820	3,412,243	142,529,406	140,739,972	3,225,351
Other iron and steel, except					
mfrs. of.	2,898,099	4,319,059	4,631,404	4,086,121	3,111,939
Manufactures:—					
Cutlery.	1,800,704	1,892,278	2,263,107	2,018,143	1,733,874
Machinery.	2,943,300	3,655,402	4,963,429	3,646,480	4,258,743
Other mfrs.	6,290,595	5,093,079	5,255,962	5,104,969	4,900,189
Total iron and steel mfrs. of. .	25,180,847	31,782,841	43,948,314	30,557,371	25,495,062
Jewellery and precious stones. .	35,065,158	42,120,715	41,247,549	18,386,412	31,111,190
Lead in ore and basic ballim. Lbs.	3,616,476	3,534,876	3,352,534	4,147,720	4,436,118
" pigs, bars and old.	288,363	767,431	1,012,356	305,635	181,598
" manufactures of.	7,919	9,702	20,832	26,793	52,896

9-10 EDWARD VII., A. 1910

UNITED STATES.

TOTAL Quantities and Values of the Principal Articles of Merchandise Imported, &c.—*Concluded.*

ARTICLES.	1904-5.		1905-6.		1906-7.		1907-8.		1908-9.	
	Quantity.	Value. \$	Quantity.	Value. \$	Quantity.	Value. \$	Quantity.	Value. \$	Quantity.	Value. \$
Leather and mfrs. of	11,666,233	15,140,926	20,393,533	14,127,347	13,933,134
Marble and stone and mfrs. of	1,569,403	1,636,788	1,946,262	2,218,781	1,581,815
Meat and dairy products	5,236,856	6,140,940	8,178,539	8,877,183	8,968,808
Metals, metal compositions, &c.	7,050,118	8,508,477	11,296,835	7,703,268	6,807,357
Musical instruments	1,280,125	1,277,435	1,498,724	1,400,213	1,243,856
Oils	11,593,520	13,723,948	17,068,777	18,292,393	20,463,512
Paper stock, crude	3,796,595	4,374,464	5,580,528	3,675,926	3,638,034
Paper and mfrs. of	5,623,638	6,998,761	10,727,885	12,223,058	11,632,571
Rice	106,483,515	2,010,966	166,547,957	3,082,203	209,603,180	4,392,146	212,803,392	4,798,553	222,900,424	4,698,033
Seeds	3,457,619	5,388,043	6,404,776	6,371,470	5,958,019
Silk and mfrs. of :—	61,040,053	54,080,504	71,411,899	64,546,903	79,903,586
Unmanufactured	32,614,540	32,910,500	38,633,251	32,717,668	30,472,910
Manufactures of	4,583,356	6,188,116	5,113,000	3,591,537	5,348,606
Spices	53,028,757	56,246,959	19,257,590	53,560,894	42,124,812	78,201,938
Spirits, wines and malt liquors	17,652,323	22,104,235	20,771,804	23,108,845
Sugar and molasses :—
Molasses	19,477,885	1,137,844	16,021,076	690,718	24,630,935	919,806	18,882,756	721,867	22,092,096	937,791
Sugar	36,809,330	97,645,449	39,793,314	85,460,088	43,918,400	92,896,253	33,719,971	80,258,147	41,894,214	96,554,998
Tea	102,706,599	16,293,858	93,621,750	14,580,878	86,368,490	13,915,544	94,149,564	16,399,870	114,916,320	18,562,676
Tin in bars, blocks, pigs, &c.	84,868,662	23,378,471	92,822,635	30,932,938	96,013,005	38,117,459	77,739,059	25,295,661	91,122,372	26,007,216
Tobacco and mfrs. of :—
Unmanufactured	33,288,378	18,038,677	37,355,477	22,447,514	40,898,897	26,659,985	32,056,043	22,870,328	41,736,098	25,400,919
Manufactures of	4,107,169	4,143,192	4,137,127	4,397,585	3,685,180
Toys	4,964,457	5,887,863	6,993,561	7,296,423	4,869,097
Vegetables	3,983,272	5,092,932	5,728,472	8,289,068	12,999,797
Wood and mfrs. of :—
Unmanufactured :—
Cabinet-woods	3,053,617	3,804,820	5,355,609	4,031,861	3,886,284
Lumber :—
Boards, planks, &c.	710,538	10,906,661	949,717	14,813,733	934,195	16,255,350	791,288	15,212,788	846,024	15,946,755

SESSIONAL PAPER No. 10f

Shingles,..... M.	758,725	1,581,421	900,856	1,852,612	\$81,003	1,940,001	988,081	2,379,242	1,058,371	2,500,398
Pulp wood..... Cords.		6,503,355		7,873,569	{ 650,366	2,792,751	923,503	4,989,919	727,114	4,383,905
All other wood unmd.						6,057,239		6,144,135		5,687,852
Manufactures of :—										
Furniture,.....		738,229		1,011,835		1,132,667		910,547		705,046
Wood pulp.....Tons.	166,504	4,500,955	157,224	4,584,942	238,683	6,348,857	266,015	7,313,326	307,122	8,629,263
All other wood mfd.		2,278,085		2,591,695		3,037,456		2,546,164		2,000,934
Total wood and mfrs. of,....		29,564,323		36,532,706		42,969,941		43,527,982		43,690,417
Wool, raw,..... Lbs.	249,135,746	46,225,558	201,688,668	39,008,372	203,847,545	41,534,028	125,980,524	23,604,938	266,409,304	45,171,994
Wool, mfrs. of :—										
Carpets and carpeting....Sq.yds.	818,850	2,877,993	1,182,005	4,643,520	1,068,010	4,435,067		2,795,066	1,042,378	4,632,512
Clothing, ready-made.....		1,372,145		1,626,279		1,674,913		1,620,270		1,416,954
Cloths,.....	3,746,697	3,977,059	4,870,818	5,157,420	5,336,546	5,732,200	4,443,248	4,859,796	4,510,224	4,780,606
Dressgoods, women's, &c.Sq.yds.	45,170,270	8,612,663	52,830,942	10,049,686	46,924,917	9,240,245	45,035,142	9,217,804	34,613,747	6,761,536
All other manufactures.....		1,053,803		1,603,778		1,239,033		895,043		1,110,872
Total wool, mfd.....		17,893,663		23,080,683		22,321,460		19,387,978		18,102,460
Total value of principal and other articles imported.....		1,117,513,071		1,226,562,446		1,434,421,425		1,194,341,792		1,311,920,224

9-10 EDWARD VII., A. 1910

UNITED STATES.

Total Quantities and Values of the Principal Articles of Domestic Produce (Merchandise only) Exported during the Years ended June 30, 1905 to 1909, inclusive.

ARTICLES.	1904 5.		1905-6.		1906-7.		1907-8.		1908-9.	
	Quantity.	Value. \$	Quantity.	Value. \$	Quantity.	Value. \$	Quantity.	Value. \$	Quantity.	Value. \$
Agricultural implements.....	20,721,741	24,554,427	26,936,456	24,344,398	25,694,184
Animals—
Cattle..... No.	567,806	40,598,048	584,289	42,081,170	423,651	34,577,392	349,210	29,339,134	297,542	18,046,976
Horses..... "	34,822	3,175,259	40,687	4,365,981	33,882	4,359,957	19,000	2,612,587	21,616	3,386,617
Sheep..... "	268,365	1,687,321	142,630	804,090	135,344	750,242	101,000	589,285	67,656	365,155
Other.....	1,267,653	1,888,327	1,515,489	1,560,283	846,690
Total animals.....	46,728,281	49,139,568	41,203,086	34,101,280	22,645,438
Books, maps, engravings, &c.....	4,844,160	5,839,452	5,813,107	6,107,053	6,351,445
Breadstuffs—
Barley..... Bush.	10,651,655	5,585,544	17,729,360	8,653,231	8,238,842	4,556,295	4,349,078	3,295,528	6,580,393	4,672,166
Corn..... "	88,807,223	47,446,921	117,718,637	62,061,856	83,390,708	44,261,816	52,445,800	33,942,197	35,853,412	25,194,466
Oats..... "	5,479,308	2,085,992	46,324,935	16,234,918	4,014,012	1,670,881	1,158,622	624,569	1,510,320	804,759
Peanut and beans..... "	330,321	730,321	447,474	960,710	435,490	932,490	306,639	798,201	298,209	792,819
Wheat..... "	4,394,402	3,905,579	34,973,291	28,737,517	76,569,423	60,214,388	100,371,057	99,736,707	66,423,214	68,094,447
Wheat flour..... Brls.	8,826,335	40,176,136	13,919,048	59,106,869	15,584,667	62,175,397	13,927,247	64,170,508	10,521,161	51,157,366
All other, including malt and rice meal and flour.....	11,396,926	12,647,081	11,861,575	14,106,330	10,385,678
Total breadstuffs.....	111,328,020	188,422,182	185,675,616	216,494,100	161,011,701
Carrriages, cars, other vehi- cles and parts of.....	10,610,437	17,788,425	20,513,407	22,072,902	15,392,817
Cement..... Brls.	1,067,281	1,484,795	809,578	1,165,161	709,455	1,180,415	945,421	1,470,317	827,971	1,143,657
Chemicals, drugs, dyes and medicines.....	15,859,422	18,331,974	19,510,217	20,633,402	18,748,023
Clocks and watches.....	2,316,414	2,598,441	3,169,272	2,848,725	2,517,392
Coal..... Tons.	9,019,870	29,168,322	9,125,993	28,216,376	11,294,232	34,727,762	12,782,755	39,355,739	11,888,629	37,316,735
Coke..... "	590,188	2,228,442	679,773	2,435,604	823,040	3,013,088	763,809	2,718,385	763,535	2,792,275
Copper and mfrs. of —
Ore..... Tons.	25,774	1,338,718	47,397	1,895,971	62,843	1,838,588	81,465	1,808,431	71,200	1,417,791

SESSIONAL PAPER No. 10f

Ingot, bars, plates, &c. Lbs.	591,362,270	81,736,226	464,562,611	77,274,387	414,046,463	88,791,225	701,876,954	100,558,397	621,266,161	81,966,307
All other		4,436,065		4,008,277		5,370,885		5,506,183		3,323,879
Total copper and mfrs. of		87,564,009		83,178,635		96,600,698		105,872,711		86,707,377
Cotton and mfrs. of—										
Unmanufactured Cwt.	43,393,229	381,398,939	36,340,452	401,005,921	45,182,172	481,277,797	38,169,986	437,788,292	44,479,852	417,390,635
Manufactured										
Clothes Yds.	694,560,715	41,320,542	711,493,654	43,131,866	326,340,329	21,239,247	295,991,812	11,268,083	367,631,542	21,063,080
Other mfrs.		8,345,538		9,762,173		11,006,165		10,909,675		10,186,486
Total cotton and mfrs. of		431,065,019		453,949,954		513,583,209		462,965,960		449,269,231
Fertilizers Tons.	903,290	7,620,886	988,775	8,686,965	936,604	8,536,711	1,222,951	10,970,431	1,105,367	9,283,416
Fibres, vegetable and textile										
grasses, mfrs. of										
Fish		6,766,809		8,157,211		8,308,112		7,225,798		7,284,318
Fruits and nuts		6,537,863		7,559,178		5,536,856		6,113,632		6,113,632
Furs and skins		15,606,586		15,274,158		17,388,432		14,338,864		16,568,080
Glass and glassware		6,590,222		8,002,282		7,139,291		7,712,800		9,207,770
Grease, grease scraps and all soap		2,252,739		2,433,904		2,604,717		2,303,417		2,173,193
stock		3,710,907		4,138,333		5,475,625		5,762,709		4,814,901
Gunpowder and other explosives		2,559,837		3,568,038		4,082,462		3,705,517		3,478,714
Hides and skins other than fur. Lbs.	10,268,722	1,051,641	10,752,827	1,223,253	15,306,806	1,700,032	14,650,454	1,536,225	12,858,975	1,271,190
Hops	14,858,612	4,480,666	13,026,904	3,125,813	16,809,334	3,531,972	22,920,480	2,963,167	10,446,884	1,271,629
India rubber and mfrs. of		5,508,664		6,543,735		7,428,714		7,573,570		7,452,832
Instruments and apparatus for										
scientific purposes, including										
telegraph, &c.		8,172,980		10,887,774		13,661,455		11,578,010		8,927,294
Iron and steel and mfrs. of—										
Bar iron Lbs.	72,402,964	1,180,901	95,690,238	1,965,956	92,924,812	1,889,348	29,263,180	583,723	26,039,826	478,357
Bars or rods of steel	89,387,981	2,063,591	65,155,795	1,466,721	110,111,323	3,091,138	156,044,101	3,323,138	146,455,402	2,619,233
Billets, ingots and blooms. Tons	236,155	4,515,586	273,272	5,522,292	113,866	2,628,555	92,893	2,399,148	109,331	2,500,541
Builders' hardware, saws										
and tools		11,446,828		13,466,006		15,014,763		15,280,328		12,136,577
Machinery, machines and										
parts of		63,063,051		76,893,970		90,055,612		89,481,991		67,213,811
Nails and spikes Lbs.	111,320,189	2,595,604	124,974,668	2,836,418	125,950,869	3,082,589	2,840,940	92,887,087		2,184,630
Pipes and fittings		8,148,187	339,393,296	8,774,311	28,801,772	38,331,297	11,273,280	289,933,501		7,999,885
Rails for railways Tons.	409,507	10,291,442	345,826	8,904,642	291,322	8,384,241	278,867	8,803,682	284,128	6,918,856
Sheets and plates	194,457,297	3,985,830	224,943,264	5,070,436	306,200,705	7,356,757	263,293,216	7,765,589	320,282,068	8,147,668
Structural iron and steel. Tons.	73,287	3,622,220	97,668	5,208,814	125,132	6,954,818	134,299	7,623,230	101,653	3,144,630
Wire Lbs.	282,666,527	6,264,918	367,926,642	8,181,548	361,180,210	8,482,074	351,591,198	8,849,384	314,874,483	7,293,636
All other iron and steel and										
mfrs. of		18,131,182		23,302,511		26,933,893		26,638,777		23,557,181
Total iron and steel and										
mfrs. of, including ore		135,309,440		161,593,625		182,205,065		184,862,619		146,215,405

9-10 EDWARD VII., A. 1910

UNITED STATES.

Total Quantities and Values of Principal Articles of Domestic Produce (Merchandise only) Exported, &c.—Continued.

ARTICLES.	1904-5.			1905-6.			1906-7.			1907-8.			1908-9.		
	Quantity.	Value.		Quantity.	Value.		Quantity.	Value.		Quantity.	Value.		Quantity.	Value.	
Jewellery and mfrs. of gold and silver.....		\$	1,419,225		\$	1,763,470		\$	2,060,144		\$	1,496,686		\$	1,259,790
Leather and mfrs. of :—															
Unmanufactured.....		28,058,342			29,316,847			32,058,217			26,969,592			30,413,099	
Manufactures of :—															
Boots and shoes..... Pairs.	5,315,699	8,057,697		5,672,249	9,142,748		5,833,914	10,666,949		6,552,412	11,469,559		6,176,579	10,305,814	
All other mfrs. of.....		1,820,706			2,183,263			2,751,803			2,249,468			2,253,882	
Total leather and mfrs. of.....		37,936,745			42,642,858			45,476,969			40,688,619			42,974,795	
Marble and stone and mfrs. of.....		1,283,219			1,466,561			1,433,123			1,248,996			1,195,759	
Musical instruments.....		3,144,787			3,168,052			3,256,063			3,371,521			2,619,772	
Naval stores.....		16,106,643			20,075,585			21,686,752			21,641,599			15,101,300	
Oil cake and oil cake meal.. Cwt.	18,945,776	21,776,611		19,181,720	23,991,564		20,637,123	26,415,627		16,915,505	21,866,761		19,697,487	25,836,134	
Oils :															
Animal..... Galls.	1,925,167	649,492		1,355,194	577,218		1,687,126	655,261		1,205,298	612,336		1,176,124	589,603	
Mineral :															
Refined— Illuminating "	822,881,453	56,169,606		864,361,210	54,181,617		894,529,432	56,249,991		1,041,725,901	70,809,415		1,080,542,456	71,329,901	
All other.....		23,623,616			29,859,716			28,605,724			33,307,025			34,669,736	
Vegetable :—															
Cotton seed..... (Galls.	51,535,580	15,125,802		43,793,519	13,673,370		41,880,304	17,074,403		41,019,991	17,226,451		51,087,329	20,851,380	
All other.....		1,506,430			2,232,661			2,476,111			2,467,516			2,246,670	
Total oils.....		97,674,946			100,524,582			105,061,490			124,362,743			129,687,290	
Paints, pigments and colours.....		3,126,317			3,773,064			3,931,899			4,001,824			3,959,080	
Paper and mfrs. of.....		8,238,088			9,536,063			9,836,733			8,004,706			7,663,139	
Paraffine and paraffine wax.. Lbs.	161,894,918	7,789,160		178,385,368	8,808,245		185,511,773	9,032,992		178,709,678	8,740,929		137,403,569	6,445,917	

UNITED STATES.

Total Quantities and Values of the Principal Articles of Domestic Produce (Merchandise only) Exported, &c.—*Concluded.*

ARTICLES.	1904-5.		1905-6.		1906-7.		1907-8.		1908-9.	
	Quantity.	Value.	Quantity.	Value.	Quantity.	Value.	Quantity.	Value.	Quantity.	Value.
Wood and mfrs. of— <i>Con.</i>		\$		\$		\$		\$		\$
Manufactured:—										
Doors, sash and blinds.....		833,350		805,577		527,551		479,266		534,534
Furniture.....		4,439,944		5,252,930		5,377,768		5,631,325		4,293,904
Wood pulp.....	25,703,906	473,585	29,482,434	587,878	25,079,016	498,552	23,845,732	519,625	20,650,756	448,960
All other manufactured wood.....		6,796,751		7,073,067		7,429,629		7,847,129		6,451,636
Total manufactured wood.....		12,563,630		13,718,752		13,833,500		14,477,345		11,729,054
Wood and mfrs. of.....		2,050,122		2,148,613		2,287,926		2,261,919		1,971,939
Zinc and mfrs. of.....		2,190,112		2,780,199		2,143,574		1,606,032		1,470,661
Total value of principal and other articles (home produce).....		1,491,744,641		1,717,933,382		1,853,718,034		1,834,786,357		1,638,355,503
Total value of principal and other articles (foreign produce).....		26,817,025		25,911,118		27,133,044		25,986,989		24,655,511
Total value of principal and other articles exported.....		1,518,561,666		1,743,864,500		1,880,851,078		1,860,773,346		1,663,011,104

SESSIONAL PAPER No. 10f

URUGUAY.

VALUE of the Total Imports for Consumption and Exports of Domestic Produce (Merchandise only) from and to each Principal Country during the Years ended December 31, 1903 to 1907, inclusive.

NOTE:—Peso Fuerte = \$1.03.

IMPORTS.					EXPORTS.				
1903.	1904.	1905.	1906.	1907.	COUNTRIES.				
Pesos Fuert.	Pesos Fuert.	Pesos Fuert.	Pesos Fuert.	Pesos Fuert.	1903.	1904.	1905.	1906.	1907.
					Pesos Fuert.	Pesos Fuert.	Pesos Fuert.	Pesos Fuert.	Pesos Fuert.
6,600,248	5,350,000	7,936,000	9,755,408	11,572,152	3,338,696	2,467,000	1,814,000	1,808,605	2,993,154
3,086,455	3,390,000	4,593,000	3,167,468	2,563,187	6,405,716	6,439,000	5,824,000	6,092,904	6,244,957
1,355,992	884,000	1,363,000	1,903,710	2,688,520	6,163,448	6,935,000	6,184,000	4,802,748	5,551,733
1,477,794	1,534,000	1,577,000	1,785,616	1,743,731	5,316,286	4,433,000	3,215,000	3,298,777	3,004,361
108,837	79,000	91,000	101,203	101,203	571,213	284,000	250,000	441,237	...
123,717	119,000	148,000	153,359	153,359	1,147,788	1,269,000	642,000	1,083,238	1,092,966
2,742,065	2,043,000	3,471,000	4,015,331	3,924,076	5,961,309	6,554,000	5,514,000	7,284,829	6,431,631
3,598,841	2,605,000	4,166,000	5,397,620	6,079,780	4,777,338	5,145,000	3,355,000	4,292,872	4,647,866
8,389	30,000	155,000	311,176	...	2,913	61,000	94,000
2,294,448	1,799,000	2,610,000	2,785,219	2,898,391	1,062,745	1,076,000	924,000	1,009,097	1,155,704
174,997	150,000	171,000	119,712	...	6,501	8,000	22,000	6,869	...
7,000	21,000	32,683	192,754	...	218,254	225,000	53,000	149,172	...
1,460,981	1,176,000	1,503,000	1,568,031	1,725,198	511,337	744,000	567,000	805,111	...
2,128,875	2,051,000	2,973,000	3,358,379	3,439,445	1,729,160	2,007,000	2,024,000	1,996,313	1,562,684
...	356,728	222,000	423,000	366,116	...
25,103,966	21,217,000	30,778,000	34,454,915	37,470,904	37,369,402	38,485,000	30,805,000	33,437,888	34,912,072
					Totals				

URUGUAY.

**Total Quantities and Values of the Principal Articles Imported for Consumption during the Years ended
December 31, 1903 to 1907, inclusive.**

NOTE:—Peso Fuerte=81.03. Kilog.=2.204 lbs. Litre=2.199 galls.

ARTICLES.	1903.		1904.		1905.		1906.		1907.	
	Quantity.	Value. Pesos Fuor.	Quantity.	Value. Pesos Fuor.	Quantity.	Value. Pesos Fuor.	Quantity.	Value. Pesos Fuor.	Quantity.	Value. Pesos Fuor.
Animals, living:—										
Cattle.....	102,857	900,685	68,688	546,427	194,465	1,552,527	39,621	485,344		
Other animals.....	5,612	65,738	54,958	398,349	54,998	293,925	37,441	501,774		
Beverages:—										
Wines.....		1,466,449		1,110,918		1,356,198		1,372,231		
Other beverages.....		346,764		275,923		367,987		436,411		
Conestibles:—										
Fish—										
Godfish.....	315,409	47,311	233,100	34,965	331,900	49,779	408,200	61,234		
Sardines.....	121,066	42,803	61,400	26,584	130,900	55,160	126,700	58,195		
Other fish.....		6,919		5,489		8,280		7,603		
Flour.....		154,744		120,539		169,960		193,856		
Fruits.....		224,693		197,925		235,769		267,412		
Grain, cereals and vegetables—										
Coffee.....	1,163,000	279,219	1,011,000	249,862	1,457,000	349,077	1,002,000	374,559		
Potatoes.....	3,823,876	172,074	7,362,000	331,312	10,774,000	483,500	16,873,000	759,290		
Rice.....	5,177,655	341,846	4,799,000	282,504	7,246,000	386,393	8,347,000	566,724		
Other grain, &c.....		105,908		70,851		116,566		386,615		
Oils, edible:—										
Cotton-seed oil.....	1,229,638	161,951	971,000	135,985	1,615,000	153,794	1,062,000	137,624		
Olive oil.....	1,023,960	306,888	1,021,000	306,237	1,161,000	348,198	1,358,000	407,437		
Other oil, edible.....		1,536		2,067		2,569		3,055		
Spices and other condiments										
Pimento.....	114,976	28,744	115,000	28,628	161,000	40,194	114,000	28,584		
Sugar refined.....	8,007,270	800,727	10,708,000	1,070,775	6,519,000	651,936	7,064,000	706,368		
" unrefined.....	10,106,613	909,595	11,888,000	1,069,892	8,830,000	794,657	14,635,000	1,322,550		
All other spices, &c.....		81,293		72,818		79,547		96,227		
Conestibles, other—										
Cheese.....	69,769	28,605	53,600	21,988	80,200	32,886	111,800	45,868		
Ham.....	31,536	14,506	26,800	12,344	42,700	19,619	56,900	26,178		
Tea.....	89,519	71,614	68,300	54,650	105,000	84,001	112,300	89,860		
Yerba Mate (Paraguay tea).....	9,550,130	955,013	9,307,000	930,685	9,607,000	960,670	11,043,000	1,104,310		
All other conestibles.....		185,083		138,779		270,782		322,954		
Drugs, chemicals and medicines.....		554,886		474,762		751,993		718,046		
Iron and steel and mfrs. of:—										
Arms.....		11,200		8,635		16,147		22,109		

* Details not to hand.

* Details not to hand.

SESSIONAL PAPER No. 10f

Details not to hand.										57,470,901
Details not to hand.										
Bars and plates.....	571,781	343,598	680,959	882,591						
Machinery and tools—										
Agricultural.....	211,404	113,455	299,146	241,492						
Industrial.....	1,281,818	910,029	1,771,514	1,737,109						
All other iron and steel, &c.....	27,935	22,251	54,694	58,786						
Leather and mfrs. of.....	192,933	116,111	310,756	379,398						
Metals, other, and mfrs. of—										
Ironmongery.....	404,810	242,457	470,156	525,563						
Lead.....	14,823	126,000	9,463	16,882						
Tin.....	117,830	1,774,000	199,718	1,410,998						
Zinc.....	235,043	132,000	11,851	206,000						
Other metals and mfrs. of.....	219,391	188,718	357,229	353,796						
Oils—										
Kerosene.....Litres.	11,946,586	10,216,000	475,658	653,425						
Machine oil.....	71,631	42,628	70,885	78,520						
All other oils.....	337,733	21,164	36,151	49,513						
Paints and colours.....	180,451	138,405	224,784	223,157						
Paper and manufactures of—										
Brown paper.....	13,272	45,660	9,855	7,904						
Cigarette paper.....	54,855	85,300	53,305	58,130						
Printing paper.....	256,596	1,787,000	303,660	333,077						
All other paper and mfrs. of.....	135,146	110,924	248,797	275,971						
Stone, earth, glass and pottery—										
Stone.....	209,928	9,996,000	268,838	361,587						
Clay.....	1,292,731	141,000,000	1,366,561	1,723,148						
Coal.....	99,471	72,824	124,091	151,419						
Delft.....	124,339	89,591	142,865	181,295						
Glass.....	193,544	270,500	51,228	40,356						
Sulphur.....	602,890		367,831	416,184						
All other stone, &c.....	301,060									
Textile materials and mfrs. of:—										
Cotton—										
Flannel.....	323,493	201,000	406,133	455,246						
Handk. rechiefs.....	109,735	105,000	111,226	90,084						
Piece goods.....	2,633,820	1,750,432	3,242,277	2,769,853						
Thread.....	183,540	153,785	211,621	249,879						
All other cotton.....	700,611	418,865	898,792	835,029						
Silk.....	266,943	137,813	303,282	361,096						
Wool—										
Cashmere.....	539,502	407,008	864,921	1,019,127						
Flannel.....	31,961	32,424	49,625	57,631						
Piece goods.....	300,619	190,621	336,961	358,767						
All other wool.....	220,085	299,972	272,125	377,522						
Textile materials, &c., other.....	1,582,340	1,251,991	1,897,578	1,752,978						
Tobacco.....	292,229	267,204	306,142	280,133						
Wood and manufactures of.....	1,371,009	1,330,662	2,007,458	1,981,007						
Articles free of duty for public officials, &c.....	496,951	514,334	643,681	2,657,334						
All other articles.....	1,330,124	980,761	1,543,894	1,789,952						
Total imports.....	25,103,966	21,216,689	30,777,603	34,454,915						

9-10 EDWARD VII., A. 1910

URUGUAY.

Total Quantities and Values of the Principal Articles of Domestic Produce Exported (Merchandise only) during the Years ended December 31, 1903 to 1907, inclusive.

NOTE:—Peso Fuerte = \$1.03. Kilog = 2.204 lbs.

ARTICLES.	1903.		1904.		1905.		1906.		1907.	
	Quantity.	Value.	Quantity.	Value.	Quantity.	Value.	Quantity.	Value.	Quantity.	Value.
		Pesos Fuert.		Pesos Fuert.		Pesos Fuert.		Pesos Fuert.		Pesos Fuert.
Agricultural products:—										
Flour—										
Wheat flour..... Kilogs.	707,743	25,479	2,782,000	100,141	4,941,000	177,872	516,000	18,533	5,952,000	214,000
Other flour..... Kilogs.		1,463		194		259		388		
Flour, mfrs. of..... Kilogs.	15,126	990	24,392	1,478	49,648	3,359	18,126	1,378		
Fruits..... Kilogs.		26,219		10,629		35,979		32,427		
Grain and cereals:—										
Corn..... Kilogs.	25,475,731	458,562	50,859,000	712,032	718,000	10,050	239,000	3,347	2,218,000	31,000
Flax..... Kilogs.	22,272,028	1,002,242	20,063,000	600,119	13,796,000	413,895	10,505,000	315,160	20,071,000	602,000
Wheat..... Kilogs.	9,095,251	225,134	5,895,000	135,583	54,042,000	1,242,962	264,000	6,081	22,850,000	526,000
Other grain, &c..... Kilogs.		18,341		13,062		36,278		8,735		
Vegetables..... Kilogs.		63,868		28,351		54,017		33,299		
Agricultural products, other..... Kilogs.		101,764		97,245		97,588		64,659		
Animals and animal produce:—										
Animals living—										
Horses and mules..... No.	6,885	63,997	7,708	57,729	4,399	57,202	6,377	74,679	4,101	37,000
Oxen and cows..... "	86,809	656,449	97,000	816,716	46,000	388,678	88,000	662,407	88,039	651,000
Sheep..... "	208,868	138,395	160,000	117,455	121,000	155,763	180,000	359,174	210,250	399,000
Other animals, living..... "	285	807	1,110	3,316	2,312	6,874	1,048	3,141	1,056	3,100
Bon s and bone ash..... Kilogs.		151,497		169,857		192,363		98,115		92,000
Grease and tallow..... Kilogs.		2,072,005		2,330,395		1,486,170		1,455,539		1,422,000
Guano..... Kilogs.	5,646,377	84,696	8,719,000	130,788	7,786,000	116,732	8,649,000	129,736	5,974,000	90,000
Hides and skins—										
Ox hides, salted..... Kilogs.	942,732	5,656,332	1,083,000	6,197,775	812,000	4,062,595	869,000	4,349,620	833,000	4,163,000
"..... Kilogs.	790,498	2,371,491	729,000	2,187,201	740,000	2,219,511	842,000	2,525,991	618,000	1,945,000
Sheep skins, dried..... Kilogs.	8,798,720	2,139,681	7,273,000	1,818,218	6,800,000	1,699,935	6,252,000	1,562,933	6,637,000	1,659,000
All other hides, &c..... Kilogs.		604,694		434,707		305,882		476,114		
Horns..... Kilogs.		153,045		163,888		129,632		129,671		
Horse hair..... Kilogs.	839,836	335,932	1,163,000	465,093	905,000	361,821	953,000	381,182	810,000	324,000

SESSIONAL PAPER No. 10f

[illegible]

TREATIES AND CONVENTIONS.

CONVENTION BETWEEN CANADA AND GERMANY.

TEXT OF AGREEMENT.

AGREEMENT entered into this fifteenth day of February, 1910, between Dr. KARL LANG, Imperial German Consul for Canada, representing herein the Imperial German Government.

Party of the one part,
and Honourable WILLIAM STEVENS FIELDING, Minister of Finance of Canada, representing herein His Excellency the Governor General of Canada acting in conjunction with the King's Privy Council for Canada,

Party of the other part :

It is hereby respectively agreed, on behalf of the Imperial German Government and of His Excellency the Governor General of Canada acting as aforesaid, that—

1. The Imperial German Government shall concede to articles the produce or manufacture of Canada, enumerated in the schedule hereto attached, upon their importation into Germany, on or after the first day of March, 1910, the Conventional Tariff rates of duty ;

2. The Governor General of Canada acting as aforesaid shall, under the authority of section 7 of the Act of the Parliament of Canada, 'The Customs Tariff, 1907,' suspend the surtax imposed under regulations made by the Governor in Council of date the 28th day of November, 1903, from application to articles the produce or manufacture of Germany imported into Canada on or after the 1st day of March, 1910, and, in consequence, during the continuation of this Agreement, articles the produce or manufacture of Germany shall be admitted on their importation into Canada on or after the said 1st day of March, 1910, at the rates of duty imposed by the General Tariff ;

3. This Agreement is a provisional one, and the question of a general convention for the regulation of commercial relations between Germany and Canada shall be deferred for consideration at a time that may be found mutually convenient ;

4. If, after a reasonable time, a commercial convention such as is contemplated by the next preceding clause has not been entered into, then either of the principals herein represented may, if it is deemed desirable, terminate or cancel the respective concessions granted in pursuance hereof on giving to the other two months' notice of intention so to terminate or cancel.

Done in duplicate at the City of Ottawa.

In testimony whereof the said parties have hereunto subscribed their names on the day first mentioned.

(Sgd.) DR. KARL LANG,
Imperial German Consul for Canada.

(Sgd.) W. S. FIELDING,
Minister of Finance of Canada.

9-10 EDWARD VII., A. 1910

NOTICE OF SUSPENSION OF SURTAX.

You are hereby advised that an order in Council was approved on the 15th instant, providing that on and after Tuesday, the first day of March, 1910, the surtax imposed under the regulations made by Order in Council of the 28th day of November, 1903, upon articles which are the growth, produce or manufacture of Germany, when imported into Canada, be suspended from application to the said articles ; and ordering that from the said first day of March the said regulations be rescinded ; and that in consequence, the said articles when imported into Canada be, from the said first day of March, 1910, subject to the duties of the General Tariff.

The Regulations contained in Memo. 1255 B., of 25th November, 1903, will cease to be in force on and from the 1st of March, 1910.

JOHN McDOUGALD,
Commissioner of Customs.

SESSIONAL PAPER No. 10f

SCHEDULE.

CANADIAN Products to be admitted into Germany at Conventional Tariff Rates.

GOODS.	German Tariff. No.	Unit of Quantity.	GERMAN TARIFF.	
			General.	Conventional.
Alimentary and consumable articles of all kinds (except beverages) in air-tight receptacles, so far as they are not subject to higher rates of duty as such :—				
Apricot pulp, without addition of sugar or syrup, in tins weighing at least 5 kilogs (11 lbs.)	219	100 kilogs. " " 100 lbs.	75 marks. \$17.85. \$8.10.	5 marks. \$1.19. 54 cents.
Condensed milk (syrup, but not milk in a dry state) without addition of sugar.	219	100 kilogs. " " 100 lbs.	75 marks. \$17.85. \$8.10.	20 marks. \$4.76. \$2.16.
Gherkins in vinegar or brine (so-called Znaimer gherkins) with admixture of the spices mentioned in Nos. 66 and 67, or even with inconsiderable addition of other kitchen—garden produce	219	100 kilogs. " " 100 lbs.	75 marks. \$17.85. \$8.10.	4 marks. 95 2 cents. 43 2 cents.
Milk and cream, sterilized or peptonized	219	100 kilogs. " " 100 lbs.	75 marks. \$17.85. \$8.10.	Free. " " "
Preserved tomatoes; olives, whether in vinegar, oil or brine or not	219	100 kilogs. " " 100 lbs.	75 marks. \$17.85. \$8.10.	30 marks. \$7.14. \$3.24.
Other alimentary and consumable articles, in air-tight receptacles so far as they are not subject to higher rates of duty as such	219	100 kilogs. " " 100 lbs.	75 marks, \$17.85. \$8.10.	60 marks. \$14.28. \$6.48.
Animals living :—				
Horses :—				
Of a value up to 1,000 marks (\$238) each :—				
Horses of the 'Flanders,' 'Brabant,' 'Ardennes' or 'Norse' breed [pure pedigree stock (reines kalk blut)]	100	Each.	90 marks. \$21.42.	50 marks. \$11.90.
Other	100	" "	90 marks. \$21.42.	72 marks. \$17.14.
Of a value of more than 1,000 marks (\$238) up to 2,500 marks (\$595) each :—				
Of a value more than 1,000 marks (\$238) up to 1,200 marks (\$285.60) each	100	" "	180 marks. \$42.84.	72 marks. \$17.14.
Of a value more than 1,200 marks (\$285.60) up to 1,500 marks (\$357) each :—				
Horses of the 'Flanders,' 'Brabant,' 'Ardennes' or 'Norse' breed [pure pedigree stock (reines kalk blut)]	100	" "	180 marks. \$42.84.	75 marks. \$17.85.
Other	100	" "	180 marks. \$42.84.	120 marks. \$28.56.
Of a value of more than 1,500 marks (\$357) up to 2,500 marks (\$595) each	100	" "	180 marks. \$42.84.	120 marks. \$28.56.
Of a value of more than 2,500 marks (\$595) each	100	" "	360 marks. \$85.68.	360 marks. \$85.68.
NOTE—Horses imported for breeding purposes on account or with the authority of the Government may, by special decision of the Bundesrath, be admitted at the rate of 10 marks (\$2.38) per head if not more than two years of age, and at 20 marks (\$4.76) per head if older than two years.				

9-10 EDWARD VII., A. 1910

CANADIAN Products to be admitted into Germany at Conventional Tariff Rates
—Continued.

GOODS.	German Tariff. No.	Unit of Quantity.	GERMAN TARIFF.	
			General.	Conventional.
Animals living— <i>Con.</i>				
Horses of a value up to 300 marks (\$71.40) per head, and standing less than 1.4 metres (55-118 inches) as shown by the measuring stick, shall pay 30 marks (\$7.14) per head.				
Weaned foals imported up to 31st March of the year following the calendar year of their birth, shall be admitted at the Conventional rate of 30 marks (\$7.14) each.				
Sucking foals, following the dam, are free of duty.				
Horned cattle (live weight)	103	100 kilogs.	18 marks.	8 marks.
		" "	\$4.28.	\$1.90.
		100 lbs.	\$1.94.	\$6.4 cts.
NOTES: (1) Bulls of the mountain races imported for breeding purposes on account or with the authority of the Government may, by special decision of the Bundesrath, be admitted at the rate of 9 marks (\$2.14) per head.				
(2) Inhabitants of the frontier regions may, by special decision of the Bundesrath, import at the rate of 30 marks (\$7.14) per head, draught oxen of from 2½ to 5 years of age, if proved to be necessary in their own establishments.				
(3) Large dappled mountain cattle or brown cattle, reared at a spot at least 300 metres (984 feet) above sea level, and which have had at least one month's grazing each year at a spot at least 800 metres (2,624 feet) above sea level:—				
Bulls for breeding purposes in agriculture — Conventional tariff, 9 marks (\$2.14) per head.				
Cows and other female animals more than 1½ years old, (heifers, &c.):—				
For breeding purposes in agriculture or for 'milk diet' establishments. Conventional tariff 20 marks (\$4.76) per head.				
For farmers of the Bavarian districts of Lindau, Kempten, Sonthofen, Oberdorf, Füssen, Kaufbeuren, Schongau and Landsberg on the Lech and of the Bavarian town districts of Lindau, Kempten, Kaufbeuren and Landsberg on the Lech for their own agricultural use. Conventional tariff 20 marks (\$4.76) per head.				

SESSIONAL PAPER No. 10f

CANADIAN Products to be admitted into Germany at Conventional Tariff Rates
—Continued.

Goods.	German Tariff. No.	Unit of Quantity.	GERMAN TARIFF.	
			General.	Conventional.
Animals living— <i>Con.</i> NOTES: (3)— <i>Con.</i> Young female cattle from 6 weeks to 1½ years old:— For breeding purposes in agriculture. Conventional tariff 12 marks (\$2.86) per head. For farmers of the above mentioned Bavarian districts and town districts for their own agricultural use. Conventional tariff 12 marks (\$2.86) per head.				
Sheep (live weight)	104	100 kilogs. " " 100 lbs.	18 marks. \$4 28. \$1.94.	8 marks. \$1.90. 86¼ cts.
Calcium carbide, carbide of aluminium, carbide of silicon, carborundum, and carbides of metals not otherwise mentioned:— Carbide of calcium.	316	100 kilogs. " " 100 lbs.	4 marks. 95½ cts. 43½ cts.	Free. " "
Other articles under Tariff item No. 316	316	100 kilogs. " " 100 lbs.	4 marks. 95½ cts. 43½ cts.	4 marks. 95½ cts. 43½ cts.
Fish: Marine crustaceans, living or not, including those merely boiled or salted, whether shelled or not— Lobsters and cray fish (gross weight)	123	100 kilogs. " " 100 lbs.	100 marks. \$23.80. \$10.80.	65 marks. \$15.47. \$ 7 02.
Other (gross weight).	123	100 kilogs. " " 100 lbs.	4 marks. \$5.71. \$2.59.	
Fruits: Fresh— Apples, pears, quinces— Unpacked— From September 25 to November 25. From November 26 to September 24.	47 47 100 kilogs. " " 100 lbs.	Free. 2½ marks. 59½ cts. 27 cts.	Free. Free.
From September 1 to November 30	47	Free.
From December 1 to August 31.	47	100 kilogs. " " 100 lbs. 21½ cts.	2 marks. 47½ cts. 21½ cts.
Packed— Sent by post in packages weighing not more than 5 kilogs (11 lbs)	47	100 kilogs. " " 100 lbs.	10 marks. \$2.38. \$1.08.	Free. " "
Imported otherwise— Only in bags of at least 50 kilogs (110 lbs.) gross weight— From September 1 to November 30	47	100 kilogs. " " 100 lbs.	10 marks. \$2.38. \$1.08.	Free. " "
From December 1 to August 31.	47	100 kilogs. " " 100 lbs.	10 marks. \$2.38. \$1.08.	2 marks. 47½ cts. 21½ cts.

9-10 EDWARD VII., A. 1910

CANADIAN Products to be admitted into Germany at Conventional Tariff Rates
—Continued.

Goods.	German Tariff. No.	Unit of Quantity.	GENERAL TARIFF.	
			General.	Conventional.
Fruits— <i>Con.</i>				
Fresh— <i>Con.</i>				
Apples, pears, quinces— <i>Con.</i>				
Otherwise packed—				
In a single wrapper.....	47	100 kilogs.	10 marks.	3·2 marks.
		" "	\$2.38.	76·2 cts.
		100 lbs.	\$1.08.	34·6 cts.
In more than one wrapper.....	47	100 kilogs.	10 marks.	5 marks.
		" "	\$2.38.	\$1.19.
		100 lbs.	\$1.08.	54 cts.
Apricots, peaches:—				
Apricots.....	47	100 kilogs.	8 marks.	Free.
		" "	\$1.90.	"
		100 lbs.	86·4 cts.	"
Peaches:—				
Sent by post in packages weighing not more than 5 kilogs (11 lbs.).....	47	100 kilogs.	8 marks.	Free.
		" "	\$1.90.	"
		100 lbs.	86·4 cts.	"
Imported otherwise.....	47	100 kilogs.	8 marks.	2 marks.
		" "	\$1.90.	47·6 cts.
Plums of all kinds, cherries, mazards, medlars.		100 lbs.	86·4 cts.	21·6 cts.
Cherries:—				
Fresh for use in the distillation of spirits by permission and with control over their use.....	47	100 kilogs.	6 marks.	Free.
		" "	\$1.43.	"
		100 lbs.	64·8 cts.	"
Other cherries, mazards.....	47	100 kilogs.	6 marks.	1 mark.
		" "	\$1.43.	23·8 cts.
		100 lbs.	64·8 cts.	10·8 cts.
Medlars.	47	100 kilogs.	6 marks.	Free.
		" "	\$1.43.	"
		100 lbs.	64·8 cts.	"
Plums of all kinds, cherries, mazards, sent by post in packages weighing not more than 5 kilogs (11 lbs.).....	47	100 kilogs.	6 marks.	Free.
		" "	\$1.43.	"
		100 lbs.	64·8 cts.	"
Plums of all kinds, —				
Damsons: From Sept. 1 to November 30..	47	100 kilogs.	6 marks.	Free.
		" "	\$1.43.	"
		100 lbs.	64·8 cts.	"
From December 1 to August 31.	47	100 kilogs.	6 marks.	2 marks.
		" "	\$1.43.	47·6 cts.
		100 lbs.	64·8 cts.	21·6 cts.
Other plums.....	47	100 kilogs.	6 marks.	2 marks.
		" "	\$1.43.	47·6 cts.
		100 lbs.	64·8 cts.	21·6 cts.
Hips and haws, sloes and other stone or kernel fruit not separately mentioned above.....	47	Free.	Free.
Raspberries, currants, gooseberries, blackber- ries, myrtles, elderberries, red bilberries, juniper berries, and other edible berries.....	47	100 kilogs.	5 marks.	
		" "	\$1.19.	
		100 lbs.	54 cts.	
Except red bilberries.....	47	Free.
Red bilberries:—				
Sent by post in packages weighing not more than 5 kilogs (11 lbs.).....	47	Free.

SESSIONAL PAPER No. 10f

CANADIAN Products to be admitted into Germany at Conventional Tariff Rates
—Continued.

GOODS.	German Tariff. No.	Unit of Quantity.	GERMAN TARIFF.	
			General.	Conventional.
Fruits:— <i>Con.</i>				
Fresh— <i>Con.</i>				
Raspberries, currants, &c.— <i>Can.</i>				
Red bilberries— <i>Con.</i>				
Sent in any other manner, coming from the Austrian frontier zone and imported into the German frontier zone subject to special conditions being complied with.....	47		Free.
Strawberries:—				
Sent by post in packages weighing not more than 5 kilogs (11 lbs.).....	47	100 kilogs. " " 100 lbs.	20 marks. \$4.76. \$2.16.	Free. " "
Imported otherwise.....	47	100 kilogs. " " 100 lbs.	20 marks. \$4.76. \$2.16.	10 marks. \$2.38. \$1.08.
Dried or kiln-dried (cut up and peeled or not):—				
Apples and pears including waste capable of use.	48	100 kilogs. " " 100 lbs.	10 marks. \$2.38. \$1.08.	4 marks. 95.2 cts. 43.2 cts.
Apricots and peaches.....	48	100 kilogs. " " 100 lbs.	10 marks. \$2.38. \$1.08.	4 marks. 95.2 cts. 43.2 cts.
Plums of all kinds:—				
Loose or in casks or sacks weighing at least 80 kilogs (176 lbs.) gross weight.....	48	100 kilogs. " " 100 lbs.	10 marks. \$2.38. \$1.08.	4 marks. 95.2 cts. 43.2 cts.
Loose or in casks or sacks weighing at least 50 kilogs (110 lbs.) gross weight.....	48	100 kilogs. " " 100 lbs.	4 marks. 95.2 cts. 43.2 cts.
Packed in other ways:—				
In boxes weighing at least 10 kilogs (22 lbs.) gross weight.....	48	100 kilogs. " " 100 lbs.	15 marks. \$3.57. \$1.62.	5 marks. \$1.19. 54 cts.
Packed in other ways.....	48	100 kilogs. " " 100 lbs.	15 marks. \$3.57. \$1.62.	6 marks. \$1.43. 64.8 cts.
Other dried or kiln-dried fruit.....	48	100 kilogs. " " 100 lbs.	8 marks. \$1.90. \$6.4 cts.	4 marks. 95.2 cts. 43.2 cts.
Grain and grain products:—				
Grain:—				
Barley:—				
Malting barley.....	3	100 kilogs. " " 100 lbs.	7 marks. \$1.67. 75.6 cts.	4 marks. 95.2 cts. 43.2 cts.
Other barley.....	3	100 kilogs. " " 100 lbs.	7 marks. \$1.67. 75.6 cts.	1.3 marks. 30.9 cts. 14 cts.
Oats.....	4	100 kilogs. " " 100 lbs.	7 marks. \$1.67. 75.6 cts.	5 marks. \$1.19. 54 cts.
Wheat and spelt.....	2	100 kilogs. " " 100 lbs.	7.5 marks. \$1.79. 81 cts.	5.5 marks. \$1.31. 59.4 cts.

9-10 EDWARD VII., A. 1910

CANADIAN Products to be admitted into Germany at Conventional Tariff Rates
—Continued.

GOODS.	German Tariff. No.	Unit of Quantity.	GERMAN TARIFF.	
			General.	Conventional.
Grain products:—				
Meal, baked or roasted or not:—				
Meal of grain, excepting oats, meal of malt (with the exception of baked or roasted malt meal), meal of rice or pulse.	162	100 kilogs. " " 100 lbs.	18.75 marks. \$4.46. \$2.02.	
Meal of grain excepting oats, whether baked or roasted or not	162	100 kilogs. " " 100 lbs.	10.2 marks. \$2.43. \$1.10.
Meal of malt not baked or roasted	162	100 kilogs. " " 100 lbs.	12 marks. \$2.86. \$1.30.
Meal of oats.	162	100 kilogs. " " 100 lbs.	18.75 marks. \$4.46. \$2.02.	
Greases and grease like fats (hog's lard, goose grease, beef marrow, oleomargarine, and other analogous fats)	126	100 kilogs. " " 100 lbs.	12.5 marks. \$2.98. \$1.35.	10 marks. \$2.38. \$1.08.
Leather:—				
Leather half or entirely dressed, whether prepared or not, unenumerated elsewhere:—				
Of a net weight of more than 3 kilogs (6 6 lbs.) each piece—				
Entire hides or half hides with the heads, necks, bellies and hoofs unseparated; head, neck and belly pieces and hoofs, as well as horse hide and pig leather without regard to the weight of the piece ..	545	100 kilogs. " " 100 lbs.	30 marks. \$7.14. \$3.24.	
Pig leather without regard to the weight of the piece		100 kilogs. " " 100 lbs.	18 marks. \$4.28. \$1.94.
Backs (bend leather)	545	100 kilogs. " " 100 lbs.	36 marks. \$8.57. \$3.89.	33 marks. \$7.85. \$3.56.
Leather, including backs (bend leather) for the manufacture of driving belts, with permit and under control	545	100 kilogs. " " 100 lbs.	22 marks. \$5.24. \$2.38.
Leather wares:—				
Footwear of leather of all kinds including that made from hides with the hair still on, and those made from fish or reptile skins:—				
With soles of other materials (than wood):—				
Weighing more than 1,200 grammes (2.65 lbs.) per pair	556	100 kilogs. " " 100 lbs.	85 marks. \$20.23. \$9.18.	60 marks. \$14.28. \$6.48.
Weighing more than 600 grammes (1.33 lbs.) and up to 1,200 grammes (2.65 lbs.) per pair	556	100 kilogs. " " 100 lbs.	120 marks. \$28.56. \$12.96.	80 marks. \$19.04. \$8.64.

SESSIONAL PAPER No. 10f

CANADIAN Products to be admitted into Germany at Conventional Tariff Rates.

GOODS.	German Tariff. No.	Unit of Quantity.	GERMAN TARIFF.	
			General.	Conventional.
Leatherwares— <i>Con.</i> Footwear of leather of all kinds including that made from hides with the hair still on and those made from fish or reptile skins :— With soles of other materials (than wood)— <i>Con.</i> Weighing 600 grammes (1·33 lbs.) or less per pair.....	556	100 kilogs. " " 100 lbs.	180 marks. \$42·84. \$19·44.	90 marks. \$21·42. \$9·72.
Boot uppers of leather of all kinds, with elastics, without regard to weight.....	556	100 kilogs. " " 100 lbs.	120 marks. \$28·56. \$12·96.	80 marks. \$19·04. \$8·64.
NOTES—1. Linings, trimmings, ornaments and accessories of all kinds (buckles, bows, tassels, embroideries, laces, &c.) of other materials, including silk but not including fur, do not affect the tariff treatment. 2. Slippers and house shoes without regard to their weight—Conventional tariff : 100 kilogs, 60 marks ; 100 kilogs, \$14·28 ; 100 lbs., \$6·48.				
Meats (excluding bacon) :— Fresh, even frozen :— Fresh, even chilled.	108	100 kilogs. " " 100 lbs.	45 marks. \$10·71. \$4·86.	27 marks. \$6·43. \$2·91.
Frozen.....	108	100 kilogs. " " 100 lbs.	45 marks. \$10·71. \$4·86.	35 marks. \$8·33. \$3·78.
NOTE—Pigs, cut up, not frozen, including the bacon adhering thereto, are dutiable at the Conventional rate of 27 marks per 100 kilogs.				
Simply prepared.....	108	100 kilogs. " " 100 lbs.	60 marks. \$14·28. \$6·48.	35 marks. \$8·33. \$3·78.
Prepared more delicately for the table.....	108	100 kilogs. " " 100 lbs.	120 marks. \$28·56. \$12·96.	75 marks. \$17·85. \$8·10.
NOTES : (1) Domestic animals, not living, fit for consumption, shall be dutiable as the fresh meat of domestic animals. (2) Boned meat, fresh and prepared in any simple manner (including tongues but not edible entrails), as also pickled or smoked pork hams (fore and hind) shall pay a surtax of 20%. Fresh and simply prepared meat, free from bone (also tongues but not edible entrails) are subject to a surtax of 10 %. Pickled or smoked hams (fore and hind) are dutiable at the Conventional rate of 35 marks per 100 kilogs, without surtax.				
Milk, condensed, with or without addition of sugar	208	100 kilogs. " " 100 lbs.	60 marks. \$14·28. \$6·48.	

CANADIAN Products to be admitted into Germany at Conventional Tariff Rates
—Continued.

GOODS.	German Tariff. No.	Unit of Quantity.	GERMAN TARIFF.	
			General.	Conventional.
Milk, condensed, &c— <i>Con.</i> Milk in blocks weighing at least 10 kilogs (22 lbs.), even covered with cocoa butter or other vegetable fats to protect the product from the influence of the air, for use in the manufacture of chocolate, by permission and under control: Without addition of sugar, or with not more than 40 % of added sugar.	208	100 kilogs. " " 100 lbs.	 	15 marks. \$3. 57. \$1. 62.
With more than 40 % of added sugar	208	100 kilogs. " " 100 lbs.	 	25 marks. \$5. 95. \$2. 70.
Paper and materials for:— Semi-pulp (semi-paste for the manufacture of paper or cardboard), soft or solid, whether bleached or dyed or mixed with mineral materials, glue, &c., or not: Of wood, straw, esparto, or other vegetable fibres: Of mechanical wood pulp.	650	100 kilogs. " " 100 lbs.	3 marks. 71 4 cts. 32 4 cts.	1 25 marks. 29 7 cts. 13 5 cts.
Of chemical wood pulp (cellulose), pulp of straw, esparto or other fibres.	650	100 kilogs. " " 100 lbs.	3 marks. 71 4 cts. 32 4 cts.	1 25 marks. 29 7 cts. 13 5 cts.
Millboard (pasteboard), moulded or pressed cardboard, also pasteboard formed by glueing together sheets of cardboard: Cardboard, glazed (pressboard), and other highly smoothed cardboard, leatherboard and other fine cardboard, whether dyed in the paste or not; vulcanized fibre.	651	100 kilogs. " " 100 lbs.	6 marks. \$1. 43. 64 8 cts.	
Chemical or mechanical wood pulp cardboard, even of steamed wood solidified by rolling (brown wood cardboard called leatherboard), strawboard, gray straw cardboard (schrenzpappe), turf cardboard, any other coarse cardboard, not elsewhere enumerated, whether dyed in the pulp or not.	651	100 kilogs. " " 100 lbs.	4 marks. 95 2 cts. 43 2 cts.	1 5 marks. 35 7 cts. 16 2 cts.
Cardboard, covered, saturated or coated with asphaltum, tar or similar materials, tubes of such cardboard, carton-pierre	651	100 kilogs. " " 100 lbs.	1 5 marks. 35 7 cts. 16 2 cts.	
Seeds:— Red clover seed, white clover seed and other clover seed.	18	100 kilogs. " " 100 lbs.	5 marks. \$1. 19. 54 cts.	Free. " "
Grass seed of all kinds	19	100 kilogs. " " 100 lbs.	2 marks. 47 6 cts. 21 6 cts.	Free. " "
Spirits:— Wood spirit (methylic alcohol) crude, acetone crude.	549	100 kilogs. " " 100 lbs.	5 marks. \$1. 19. 54 cts.	Free. " "

SESSIONAL PAPER No. 10f

CANADIAN Products to be admitted into Germany at Conventional Tariff Rates
—Continued.

GOODS.	German Tariff. No.	Unity of Quantity.	GERMAN TARIFF.	
			General.	Conventional.
Spirits— <i>Con.</i>				
Wood spirit refined, refined acetone, formaldehyde in aqueous solution	350	100 kilogs. " " 100 lbs.	20 marks. \$4.76. \$2.16.	
Wood spirit, refined	350	100 kilogs. " " 100 lbs.	8 marks. \$1.90. \$6.4 cts.
Wood :—				
Timber :—				
Sawn longitudinally or prepared in some other way, not planed :—				
Hard	76	100 kilogs. " " 100 lbs. or Cubic metre. " " Cubic foot.	1.25 marks. 29.7 cts. 13.5 cts. 10 marks. \$2.38. 6.7 cts.	72 mark. 17.1 cts. 7.8 cts. 5.76 marks. \$1.37. 3.9 cts.
Soft	76	100 kilogs. " " 100 lbs. or Cubic metre. " " Cubic foot.	1.25 marks. 29.7 cts. 13.5 cts. 7.5 marks. \$1.78. 5 cts.	72 mark. 17.1 cts. 7.8 cts. 4.32 marks. \$1.03. 2.9 cts.

NOTE.—1. According to Conventional Agreement, shingle-boards grooved by the saw only will pay duty as shingle-boards merely sawn under No. 76. Square timber (baulks, planks, &c.) sawn or otherwise prepared, not planed, having only peg-holes, pegs, slits, grooves or bored holes, will pay a surtax as follows :—

If duty is paid by weight, .2 mark per 100 kilogs (4.76 cts. per 100 kilogs ; 2.16 cts. per 100 lbs.)

If duty is paid by volume :—

Hardwood, 1.6 marks per cubic metre (38.08 cts. per cubic metre ; 1.08 cts. per cubic foot.)

Softwood, 1.2 marks per cubic metre (28.56 cts. per cubic metre ; .8 cts. per cubic foot.)

2. Wood for building or industrial purposes, steamed, impregnated or otherwise chemically treated shall pay the following surtaxes :—

When dutiable by volume—Cubic metre, 2.4 marks ; cubic metre, 57.12 cts. ; cubic feet, 1.62 cts.

When dutiable by weight, hardwood—100 kilogs, .3 mark ; 100 kilogs, 7.14 cts. ; 100 lbs., 3.24 cts.

When dutiable by weight, softwood—100 kilogs, .4 mark ; 100 kilogs, 9.52 cts. ; 100 lbs., 4.32 cts.

Wood for building or industrial purposes, merely steamed (not at the same time dyed), as also the same wood impregnated or otherwise chemically treated, shall pay the Conventional rates without surtax under No. 76.

3. Rafts (timber rafts) shall be dutiable according to component wood.

9-10 EDWARD VII., A. 1910

CANADIAN Products to be admitted into Germany at Conventional Tariff Rates
—*Concluded.*

GOODS.	German Tariff. No.	Unity of Quantity.	GERMAN TARIFF.	
			General.	Conventional.
Wood— <i>Con.</i> Wood for casks (staves and headings-), also pieces of wood roughly shaped, recognizable as these articles, not painted or planed :—				
Of oak.....	83	100 kilogs. " " 100 lbs. or Cubic metre. " " Cubic foot.	13 mark. 71 cts. 32 cts. 24 marks. 571 cts. 16 cts.	12 mark. 48 cts. 22 cts. 16 marks. 381 cts. 108 cts.
Of other hardwood.....	83	100 kilogs. " " 100 lbs. or Cubic metre. " " Cubic foot.	14 mark. 95 cts. 43 cts. 32 marks. 762 cts. 216 cts.	13 mark. 71 cts. 32 cts. 24 marks. 571 cts. 16 cts.
Of softwood.....	83	100 kilogs. " " 100 foot. or Cubic metre. " " Cubic foot.	14 mark. 95 cts. 43 cts. 24 marks. 571 cts. 16 cts.	13 mark. 71 cts. 32 cts. 18 marks. 428 cts. 121 cts.
NOTE.—The taxation of wood for casks is not affected by mere treatment with the drawing knife or by smoothing the edges with the plane.				

INDEX TO PART VII.

(See also Table of Contents.)

TRADE OF FOREIGN COUNTRIES.

	Page.
Imports and Exports by Countries—Values.	
British Empire—	
United Kingdom.....	2
Australian Commonwealth.....	49
Bahamas.....	59
Barbadoes.....	63
Bermuda.....	67
British East African Protectorate.....	70
British Guiana.....	73
British Honduras.....	77
British India.....	82
British South Africa.....	88
Ceylon.....	96
Colony and Protectorate of Southern Nigeria.....	101
Cyprus.....	104
Fiji.....	109
Gold Coast.....	113
Grenada.....	117
Jamaica.....	121
Leeward Islands.....	126
Mauritius.....	130
Newfoundland (including Labrador).....	135
New Zealand.....	139
Nyasaland Protectorate.....	146
St. Lucia.....	148
St. Vincent.....	152
Sierra Leone.....	156
Somiland Protectorate.....	160
Straits Settlements.....	163
Trinidad.....	168
Uganda Protectorate.....	174
Foreign Countries—	
Alaska.....	177
Argentine Republic.....	178
Austria-Hungary.....	185
Belgium.....	196
Brazil.....	206
Bulgaria.....	210
Chile.....	213
China.....	216
Denmark.....	223
Egypt.....	228
France.....	231
Germany.....	242
Greece.....	250
Hawaii.....	255
Holland.....	256
Italy.....	266
Japan.....	279
Mexico.....	285
Norway.....	292
Philippine Islands.....	298
Porto Rico.....	302
Portugal.....	306
Roumania.....	309
Russia.....	312
Spain.....	317
Sweden.....	326
Switzerland.....	332
United States.....	340
Uruguay.....	353

9-10 EDWARD VII., A. 1910

Imports of Principal Articles—Quantities and Values :—

PAGE.

British Empire—

United Kingdom	5
Australasian Commonwealth	52
Bahamas	60
Barbados	64
Bermuda	68
British East Africa Protectorate	71
British Guiana	74
British Honduras	78
British India	84
British South Africa	90
Ceylon	98
Colony and Protectorate of Southern Nigeria	102
Cyprus	105
Fiji	110
Gold Coast	114
Grenada	118
Jamaica	122
Leeward Islands	127
Mauritius	132
Newfoundland (including Labrador)	136
New Zealand	141
Nyasaland Protectorate	147
St. Lucia	149
St. Vincent	153
Sierra Leone	157
Somaland Settlements	161
Straits Settlements	164
Trinidad	169
Uganda Protectorate	175

Foreign Countries—

Argentine Republic	179
Austria Hungary	187
Belgium	198
Brazil	207
Bulgaria	211
Chile	214
China	218
Denmark	224
Egypt	229
France	233
Germany	244
Greece	251
Holland	258
Italy	268
Japan	280
Mexico	286
Norway	293
Philippine Islands	299
Porto Rico	303
Portugal	307
Roumania	310
Russia	313
Spain	319
Sweden	327
Switzerland	334
United States	343
Uruguay	354

Exports of Principal Articles—Quantities and Values—

British Empire—

United Kingdom	16
Australasian Commonwealth	56
Bahamas	62
Barbados	66
Bermuda	69
British East Africa Protectorate	72
British Guiana	76
British Honduras	80
British India	86
British South Africa	94
Ceylon	100
Colony and Protectorate of Southern Nigeria	103
Cyprus	107
Fiji	112
Gold Coast	116

SESSIONAL PAPER No. 10f

Exports of Principal Articles—Quantities and Values—*Concluded.*

PAGE.

British Empire— <i>Concluded.</i>	
Grenada.....	120
Jamaica.....	125
Leeward Islands.....	129
Mauritius.....	134
Newfoundland (including Labrador).....	138
New Zealand.....	144
Nyasaland Protectorate.....	147
St. Lucia.....	151
St. Vincent.....	155
Sierra Leone.....	159
Somaliland Protectorate.....	162
Straits Settlements.....	166
Trinidad.....	172
Uganda Protectorate.....	176
Foreign Countries—	
Argentine Republic.....	184
Austria Hungary.....	192
Belgium.....	202
Brazil.....	209
Bulgaria.....	212
Chile.....	215
China.....	221
Denmark.....	226
Egypt.....	230
France.....	238
Germany.....	247
Greece.....	254
Holland.....	262
Italy.....	274
Japan.....	283
Mexico.....	290
Norway.....	296
Philippine Islands.....	301
Porto Rico.....	305
Portugal.....	308
Roumania.....	311
Russia.....	315
Spain.....	324
Sweden.....	330
Switzerland.....	337
United States.....	348
Uruguay.....	356

TREATIES AND CONVENTIONS.

Convention between Canada and Germany.....	359
--	-----

SHOWING
ROUTES, MILEAGE, PORTS OF CALL AND TERMINAL PORTS
OF
STEAMSHIP LINES, SUBSIDIZED
BY THE
DOMINION GOVERNMENT
ON
DECEMBER 31ST 1909

ARWAH, S. 1973. H^+ and NH_4^+ in
FRESHWATER FISH. *Rev. Fish. Biol.* 12:
177-184.

GRAND TRUNK PACIFIC RAILWAY
QUEEN CHARLOTTE ISLANDS SERVICE

ANADON PACIFIC RAILWAY
1111 14th St. N.E. - AS - DENVER

QUEEN CHARLOTTE



COLUMBIA RIVER

COLUMBIA RIVER

PUGET SOUND

CASCADIA MOUNTAINS

UNITED STATES

Scale: 1 inch = 10 miles

Legend: Elevation in feet

0 - 100	100 - 200	200 - 300	300 - 400	400 - 500	500 - 600	600 - 700	700 - 800	800 - 900	900 - 1000
1000 - 1100	1100 - 1200	1200 - 1300	1300 - 1400	1400 - 1500	1500 - 1600	1600 - 1700	1700 - 1800	1800 - 1900	1900 - 2000



RETURN

TRADE RELATIONS WITH GERMANY.

(10g)

CERTIFIED copy of a Report of the Committee of the Privy Council, approved by His Excellency the Governor General on the 14th February, 1910.

On a memorandum, dated 12th February, 1910, from the Minister of Finance, reporting the result of certain informal negotiations which have from time to time taken place respecting the tariff relations between Germany and Canada:

The Minister states that an unfortunate difference between the two countries arose in the year 1898 and has continued until the present time. The moment seems to have arrived when, although a full settlement of tariff questions may not be reached, an understanding may be come to which will to a considerable extent remove causes of friction and pave the way for a more comprehensive arrangement in the future:

That prior to the time at which the difference arose, the tariff relations between the two countries were subject to the conditions of a treaty between Her Majesty the Queen and the German Zollverein of date the thirtieth day of May, 1865:

This treaty contained no specific reference to Canada or to the British North America Provinces as then constituted. But it applied to the whole Empire. The provisions of the treaty were materially different from those which are usually found in British treaties with foreign countries. Many of the old British treaties, not specifically relating to Canada but applicable to the Empire at large, contain what are known as most favoured nation clauses. The effect of such clauses is that the British Government guarantees to the contracting nation the most favourable commercial advantages that may be granted to any other foreign country. The provisions of the treaty with Germany were much broader. The treaty provided that no other or higher duties should be levied in the British colonies on the products of Germany than on the products of the United Kingdom. This treaty and another of similar character were long regarded as objectionable from a colonial point of view as being an obstacle to freedom of commercial relations between the mother country and the outlying portions of the Empire. Representations from the colonies against the continuance of these treaties were made on several occasions. After the granting of a preferential tariff to Great Britain by Canada in 1897 the British Government denounced these treaties and they were terminated on the first day of August, 1898. After that date German goods were entitled to admission into Canada under the General Tariff. Germany resented this state of affairs and penalized Canada by subjecting Canadian products to the higher duties of the German tariff instead of the Conventional Tariff duties which had previously applied. Steps were taken by the Canadian Government to remonstrate against what was deemed to be an injustice to Canada. It was pointed out that the tariff relations between the United Kingdom and the colonies were matters of domestic concern with which no foreign Government could reasonably interfere; that Germany should not claim the same privileges as were granted by the Dominion to the mother land; and that Canada was granting to Germany the same terms as were granted to other foreign countries. Germany, however, refused to accept this reasoning and continued to impose the penalizing duties on Canadian products. After protracted and unsuccessful efforts to induce

9-10 EDWARD VII., A. 1910

the German authorities to withdraw their demand for the same treatment as was accorded Great Britain, it was deemed necessary to apply to the products of Germany the surtax authorized by Section 7 of 'The Customs Tariff, 1897,' and accordingly regulations were made by an Order in Council of date the 28th day of November, 1903. subjecting articles, the produce or manufacture of Germany, to a surtax of one-third over and above the duties specified in the General Tariff. From that date up to the present time the products of Germany imported into Canada have been subject to the duties of the General Tariff and of such surtax, and Canadian products imported into Germany have not received the benefits in any case of the Conventional Tariff rates.

Representations have been made to the Minister from time to time by the Imperial German Consuls at Montreal as to the desirability of reaching a better understanding between the two countries. In these informal negotiations the German representatives have abandoned the contention which was the chief cause of difference between the two countries, namely, that the products of Germany should receive in Canada the same treatment as the products of the United Kingdom. In the meantime the commercial relations of Canada with foreign countries have assumed a new phase owing to the making of the Franco-Canadian commercial convention which has now gone into operation. Germany naturally desires to be admitted to the benefits of this convention on the same terms as France. The moment appears to be an unfavourable one for entering upon negotiations for a comprehensive commercial treaty with Germany. It has, however, been deemed expedient to conduct negotiations with a view to a partial arrangement which would bring about a better understanding between the two countries. The Minister, being of the opinion that it is in the interests of both countries that such an arrangement be made, has endeavoured to come to an agreement whereby the surtax of which Germany complains might be suspended, thus leaving German products to be admitted under the terms of the General Tariff, and Canada receive in return for this concession the benefits of the German Conventional Tariff upon a list of products to be specified. After considerable negotiation between the Imperial German Consul and the Minister, a list of Canadian products to which the benefits of the German Conventional Tariff may be applied has been agreed upon.

The Minister submits a draft of a proposed agreement to be entered into between the Imperial German Consul, on behalf of the German Government, and the Minister of Finance on behalf of the Government of Canada, and recommends that he be authorized to sign such agreement.

The Committee submit the same for approval.

RODOLPHE BOUDREAU,
Clerk of the Privy Council.

SESSIONAL PAPER No. 10g

AGREEMENT entered into this day of February, 1910, between Dr. KARL LANG, Imperial German Consul for Canada, representing herein the Imperial German Government,

Party of the one part,
and Honourable WILLIAM STEVENS FIELDING, Minister of Finance of Canada, representing herein His Excellency the Governor General of Canada acting in conjunction with the King's Privy Council for Canada,

Party of the other part:

It is hereby respectively agreed, on behalf of the Imperial German Government and of His Excellency the Governor General of Canada acting as aforesaid, that—

1. The Imperial German Government shall concede to articles the produce or manufacture of Canada, enumerated in the schedule hereto attached, upon their importation into Germany, on or after the first day of March, 1910, the Conventional Tariff rates of duty;

2. The Governor General of Canada acting as aforesaid shall, under the authority of section 7 of the Act of the Parliament of Canada, 'The Customs Tariff, 1907,' suspend the surtax imposed under regulations made by the Governor in Council of date the 28th day of November, 1903, from application to articles the produce or manufacture of Germany imported into Canada on or after the 1st day of March, 1910, and, in consequence, during the continuation of this Agreement, articles the produce or manufacture of Germany shall be admitted on their importation into Canada on or after the said 1st day of March, 1910, at the rates of duty imposed by the General Tariff;

3. This Agreement is a provisional one, and the question of a general convention for the regulation of commercial relations between Germany and Canada shall be deferred for consideration at a time that may be found mutually convenient;

4. If, after a reasonable time, a commercial convention such as is contemplated by the next preceding clause has not been entered into, then either of the principals herein represented may, if it is deemed desirable, terminate or cancel the respective concessions granted in pursuance hereof on giving to the other two months' notice of intention so to terminate or cancel.

Done in duplicate at the City of Ottawa.

In testimony whereof the said parties have hereunto subscribed their names on the day first mentioned.

Imperial German Consul for Canada.

Minister of Finance of Canada.

SCHEDULE.

Canadian Products to be admitted into Germany at Conventional Tariff rates.

No. of the German general tariff.	Article.
2.	Wheat and spelt.
3.	Barley;
4.	Oats;
18.	Red clover seed, white clover seed and other clover seed.
19.	Grass seeds of all kinds.
47.	Other fruits:
	Fresh:
	Apples, pears, quinces, unpacked; packed;
	Apricots, peaches;
	Plums of all kinds, cherries, mazards, medlars,
	Strawberries.
	Raspberries, currants, gooseberries, blackberries, myrtles, elder- berries, juniper berries, and other edible berries.
48.	—Dried or kiln-dried (cut up and peeled or not):
	Apples and pears, including waste capable of use.
	Apricots and peaches,
	Plums of all kinds,
	Loose or in casks or sacks weighing at least 80 kilogs, gross weight.
	Packed in other ways.
	Other dried or kiln-dried fruit.
76.	Timber:
	Sawn longitudinally or prepared in some other way, not planed:
	Hard,
	Soft.
83.	Wood for casks (staves and headings), also pieces of wood roughly shaped recognizable as these articles, not painted nor planed:
	Of Oak,
	Other hard wood,
	Of soft wood.
100.	Horses:
103.	Horned cattle (live weight).
104.	Sheep (live weight).
108.	Meat, excluding bacon:
	Fresh, even frozen,
	Simply prepared,
	Prepared more delicately for the table.
123.	Marine crustaceans, living or not, including those merely boiled, or salted, whether shelled or not:
	Lobsters and crayfish (gross weight).
126.	Greases and grease-like fats (hogs lard, goose grease, beef-marrow, oleomargarine, and other analogous fats).

SESSIONAL PAPER No. 10g

SCHEDULE—Con.

Canadian Products to be admitted into Germany at Conventional Tariff rates—Con.

No. of the German general tariff.	Article.
162.	Meal, baked or roasted or not: Meal of grain, excepting oats, meal of malt (with the exception of baked or roasted malt meal), meal of rice or pulse.
208.	Condensed milk, with or without addition of sugar.
219.	Alimentary and consumable articles of all kinds (except beverages) in air tight receptacles so far as they are not subject to higher rates of duty as such.
316.	Calcium carbide, carbide of aluminum, carbide of silicon, carborundum and carbides of metals not otherwise mentioned.
349.	Wood spirit (methylic alcohol) crude: acetone, crude.
350.	Wood spirit, refined; refined acetone, formaldehyde in aqueous solution.
545.	Leather, half or entirely dressed, whether prepared or not, unenumerated elsewhere: Of a net weight of more than 3 kilograms, each piece: Entire hides or half hides with the heads, necks, bellies and hoofs unseparated; head, neck and belly pieces, and hoofs, as well as horse hide and pig leather, without regard to the weight of the piece. Backs (bind leather).
556.	Footwear of leather of all kinds, including that made from hides with the hair still on, and those made from fish or reptile skins: With soles of other materials than wood: Weighing more than 1,200 grammes per pair. Weighing more than 600 grammes and up to 1,200 grammes per pair; also boot uppers of leather of all kinds, with elastics, without regard to weight. Weighing 600 grammes or less per pair.
650	Semi-pulp (semi-paste for the manufacture of paper or cardboard), soft or solid, whether bleached or dyed or mixed with mineral materials, glue, etc., or not: Of wood, straw, esparto or other vegetable fibres: Of mechanical wood-pulp: Of chemical wood-pulp (cellulose); pulp of straw, esparto or other fibres.
651	Millboard (pasteboard), moulded or pressed cardboard, also pasteboard formed by gluing together sheets of cardboard: Cardboard glazed (pressboard) and other highly smoothed cardboard, leather board and other fine cardboard, whether dyed in the paste or not; vulcanized fibre. Chemical or mechanical wood-pulp cardboard, even of steamed wood, solidified by rolling (brown wood cardboard, called leather board), straw board, grey straw cardboard (Schrenzpappe), turf cardboard, any other coarse cardboard not elsewhere enumerated whether dyed in the pulp or not.

9-10 EDWARD VII., A. 1910

OTTAWA, February 8, 1910.

DR. KARL LANG,
Imperial German Consul,
Montreal, Que.

DEAR DR. LANG,—In the somewhat informal negotiations which we have had respecting the tariff arrangements between Germany and Canada, having in view the suspension of the surtax by Canada and the granting of the conventional tariff by Germany on the specified list of Canadian products, such an arrangement would be carried out on the part of Canada by an order of His Excellency the Governor General in Council, acting under the provisions of an Act of the Parliament of Canada entitled The Customs Tariff, 1907. Before signing the proposed agreement I shall obtain the consent of His Excellency the Governor General in Council for such purpose.

It is important that I should know that you have a similar authority from your Government to make the arrangement on the part of Germany. I shall be glad to have your assurance that you are fully authorized for this purpose and that, on your signing the memorandum of agreement which you contemplate, immediate action will be taken by the German Government for putting it into effect.

W. S. FIELDING.

OTTAWA, February 11, 1910.

Hon. W. S. FIELDING,
Minister of Finance,
Ottawa.

DEAR MR. FIELDING,—In reply to your letter of the 8th instant, with regard to the informal negotiations which we have had respecting the tariff arrangements between Germany and Canada, having in view the suspension of the surtax by Canada and the granting of the conventional tariff by Germany on the specified list of Canadian products, I have the honour to assure you that I am fully authorized by my Government to make the arrangement contemplated, and that, on my signing the memorandum of agreement, immediate action will be taken by the German Government for putting it into effect.

DR. KARL LANG,
Imperial German Consul for Canada.

AGREEMENT entered into this fifteenth day of February, 1910, between Dr. KARL LANG, Imperial German Consul for Canada, representing herein the Imperial German Government,

Party of the one part,

and Honourable WILLIAM STEVENS FIELDING, Minister of Finance of Canada, representing herein His Excellency the Governor General of Canada acting in conjunction with the King's Privy Council for Canada,

Party of the other part:

It is hereby respectively agreed, on behalf of the Imperial German Government and of His Excellency the Governor General of Canada acting as aforesaid, that—

1. The Imperial German Government shall concede to articles the produce or manufacture of Canada, enumerated in the schedule hereto attached, upon their importation into Germany, on or after the first day of March, 1910, the Conventional Tariff rates of duty;

2. The Governor General of Canada acting as aforesaid shall, under the authority of section 7 of the Act of the Parliament of Canada, 'The Customs Tariff, 1907,' suspend the surtax imposed under regulations made by the Governor in Council of date the 28th day of November, 1903, from application to articles the produce or manufacture of Germany imported into Canada on or after the 1st day of March, 1910, and, in consequence, during the continuation of this Agreement, articles the produce or manufacture of Germany shall be admitted on their importation into Canada on or after the said 1st day of March, 1910, at the rates of duty imposed by the General Tariff;

3. This Agreement is a provisional one, and the question of a general convention for the regulation of commercial relations between Germany and Canada shall be deferred for consideration at a time that may be found mutually convenient;

4. If, after a reasonable time, a commercial convention such as is contemplated by the next preceding clause has not been entered into, then either of the principals herein represented may, if it is deemed desirable, terminate or cancel the respective concessions granted in pursuance hereof on giving to the other two months' notice of intention so to terminate or cancel.

Done in duplicate at the City of Ottawa.

In testimony whereof the said parties have hereunto subscribed their names on the day first mentioned.

DR. KARL LANG,

Imperial German Consul for Canada.

W. S. FIELDING,

Minister of Finance of Canada.

SCHEDULE.

Canadian Products to be admitted into Germany at Conventional Tariff rates.

No. of the German general tariff.	Article.
2.	Wheat and spelt.
3.	Barley;
4.	Oats;
18.	Red clover seed, white clover seed, and other clover seed.
19.	Grass seeds of all kinds.
47.	Other fruits:
	Fresh:
	Apples, pears, quinces, unpacked; packed;
	Apricots, peaches;
	Plums of all kinds, cherries, mazards, medlars, Strawberries.
	Raspberries, currants, gooseberries, blackberries, myrtles, elder- berries, juniper berries, and other edible berries.
48.	—Dried or kiln-dried (cut up and peeled or not): Apples and pears, including waste capable of use. Apricots and peaches, Plums of all kinds, Loose or in casks or sacks weighing at least 80 kilogs, gross weight. Packed in other ways. Other dried or kiln-dried fruit.
76.	Timber: Sawn longitudinally or prepared in some other way, not planed: Hard, Soft.
83.	Wood for casks (staves and headings), also pieces of wood roughly shaped recognizable as these articles, not painted nor planed: Of Oak, Other hard wood, Of soft wood.
100.	Horses:
103.	Horned cattle (live weight).
104.	Sheep (live weight).
108.	Meat, excluding bacon: Fresh, even frozen, Simply prepared, Prepared more delicately for the table.
123.	Marine crustaceans, living or not, including those merely boiled, or salted, whether shelled or not: Lobsters and crayfish (gross weight).
126.	Greases and grease-like fats (hogs lard, goose grease, beef-marrow, oleomargarine, and other analogous fats).

SESSIONAL PAPER No. 10g

SCHEDULE—*Con.**Canadian Products to be admitted into Germany at Conventional Tariff rates—Con.*

No. of the German general tariff.	Article.
162.	Meal, baked or roasted or not: Meal of grain, excepting oats, meal of malt (with the exception of baked or roasted malt meal), meal of rice or pulse.
208.	Condensed milk, with or without addition of sugar.
219.	Alimentary and consumable articles of all kinds (except beverages) in air tight receptacles so far as they are not subject to higher rates of duty as such.
316.	Calcium carbide, carbide of aluminum, carbide of silicon, carborundum and carbides of metals not otherwise mentioned.
349.	Wood spirit (methylic alcohol) crude: acetone, crude.
350.	Wood spirit, refined; refined acetone, formaldehyde in aqueous solution.
545.	Leather, half or entirely dressed, whether prepared or not, unenumerated elsewhere: Of a net weight of more than 3 kilogs, each piece: Entire hides or half hides with the heads, necks, bellies and hoofs unseparated; head, neck and belly pieces, and hoofs, as well as horse hide and pig leather, without regard to the weight of the piece. Backs (bind leather).
556.	Footwear of leather of all kinds, including that made from hides with the hair still on, and those made from fish or reptile skins: With soles of other materials than wood: Weighing more than 1,200 grammes per pair. Weighing more than 600 grammes and up to 1,200 grammes per pair; also boot uppers of leather of all kinds, with elastics, without regard to weight. Weighing 600 grammes or less per pair.
650	Semi-pulp (semi-paste for the manufacture of paper or cardboard), soft or solid, whether bleached or dyed or mixed with mineral materials, glue, etc., or not: Of wood, straw, esparto or other vegetable fibres: Of mechanical wood-pulp; Of chemical wood-pulp (cellulose); pulp of straw, esparto or other fibres.
651	Millboard (pasteboard), moulded or pressed cardboard, also pasteboard formed by gluing together sheets of cardboard: Cardboard glazed (pressboard) and other highly smoothed cardboard, leather board and other fine cardboard, whether dyed in the paste or not; vulcanized fibre. Chemical or mechanical wood-pulp cardboard, even of steamed wood, solidified by rolling (brown wood cardboard, called leather board), straw board, grey straw cardboard (Schrenzpappe), turf cardboard, any other coarse cardboard not elsewhere enumerated whether dyed in the pulp or not.

DR. KARL LANG,
W. S. FIELDING.

(10h)

RETURN

TRADE RELATIONS WITH GERMANY.

STATEMENT of General and Conventional Tariff rates on Canadian products to be admitted into Germany under agreement of 15th February, 1910, with equivalent of such rates in Canadian currency, and also equivalent of such rates per hundred pounds weight.

NOTE—A kilogram is equivalent to 220·4 lbs., and a mark is taken at the rate of 23·8 cents.
[Italics represent special modifications of Conventional Tariff.]

No. of German General Tariff.	ARTICLES.	DUTIES PER 100 KILOGS.		DUTIES PER 220·4 POUNDS.		DUTIES PER 100 POUNDS.	
		General Tariff.	Conven- tional Tariff.	General Tariff.	Conven- tional Tariff.	General Tariff.	Conven- tional Tariff.
		Marks.	Marks.	\$ cts.	\$ cts.	\$ cts.	\$ cts.
2	Wheat and spelt.....	7·50	5·50	1 78	1 31	0 81	0 59
3	Barley.....	7		1 67		0 76	
	<i>Malting barley</i>		4		0 95		0 43
	<i>Other</i>		1·30		0 31		0 14
4	Oats.....	7	5	1 67	1 19	0 76	0 54
18	Red clover seed, white clover seed and other clover seed.....	5	Free.	1 19	Free.	0 54	Free.
19	Grass seed of all kinds.....	2	Free.	0 48	Free.	0 22	Free.
47	Other fruit :						
	Fresh :						
	Apples, pears, quinces :						
	Unpacked :						
	From 25th Sept. to 25th Nov.	Free.		Free.		Free.	
	From 26th Nov. to 24th Sept.	2 50		0 59		0 27	
	From 1st Sept. to 30th Nov.		Free.		Free.		Free.
	From 1st Dec. to 31st August.....		2		0 48		0 22
	Packed.....	10		2 38		1 08	
	<i>Sent by post in packages weighing not more than 5 kilogs</i>		Free.		Free.		Free.
	<i>Imported otherwise :</i>						
	<i>Only in bags of at least 50 kilogs (gross weight) :</i>						
	From 1st Sept. to 30th Nov.		Free.		Free.		Free.
	From 1st Dec. to 31st August.....		2		0 48		0 22
	<i>Otherwise packed :</i>						
	<i>In a single wrapper</i>		3·20		0 76		0 35
	<i>In more than one wrapper.</i>		5		1 19		0 54
	Apricots, peaches.....	8		1 90		0 86	
	Apricots.....		Free.		Free.		Free.
	Peaches:						
	<i>Sent by post in packages weighing not more than 5 kilogs</i>		Free.		Free.		Free.
	<i>Imported otherwise</i>		2		0 48		0 22
	Plums of all kinds, cherries, mazards, med- lars.....	6		1 43		0 65	
	Medlars.....		Free.		Free.		Free.
	Plums of all kinds, cherries, mazards :						
	<i>Sent by post in packages weighing not more than 5 kilogs</i>		Free.		Free.		Free.
	<i>Imported otherwise :</i>						
	Damsons :						
	From 1st Sept. to 30th Nov.		Free.		Free.		Free.
	From 1st Dec. to 31st August.....		2		0 48		0 22
	<i>Other plums</i>		2		0 48		0 22
	Cherries : fresh, for use in the distillation of spirits, by permission and with control over their use.....		Free.		Free.		Free.
	<i>Other cherries : mazards</i>		1		0 24		0 11

9-10 EDWARD VII., A. 1910

STATEMENT of General and Conventional Tariff rates on Canadian products—*Con.*

No. of German General Tariff.	ARTICLES.	DUTIES PER 100 KILOGS.		DUTIES PER 220·4 POUNDS.		DUTIES PER 100 POUNDS.	
		General Tariff.	Conventional Tariff.	General Tariff.	Conventional Tariff.	General Tariff.	Conventional Tariff.
		Marks.	Marks.	\$ cts.	\$ cts.	\$ cts.	\$ cts.
	Other fruit— <i>Con.</i>						
	Hips and haws, sloes and other stone or kernel fruit not separately mentioned above...	Free.	Free.	Free.
	Strawberries	20	4 76	2 16
	<i>Sent by post in packages weighing not more than 5 kilogs.</i>	Free.	Free.	Free.
	<i>Imported otherwise.</i>	10	2 38	1 08
	Raspberries, currants, gooseberries, blackberries, myrtles, elderberries, red bilberries, juniper berries, and other edible berries...	5	1 19	0 54
	<i>Except red bilberries</i>	Free.	Free.	Free.
	<i>Red bilberries:</i>						
	<i>Sent by post in packages weighing not more than 5 kilogs.</i>	Free.	Free.	Free.
48	Dried or kiln-dried (cut up and peeled or not):						
	Apples and pears, including waste capable of use	10	4	2 38	0 95	1 08	0 43
	Apricots and peaches	10	4	2 38	0 95	1 08	0 43
	Plums of all kinds:						
	Loose or in casks or sacks weighing at least 80 kilogs, gross weight.	10	2 38	1 08
	<i>Loose or in casks or sacks weighing at least 50 kilogs, gross weight.</i>	4	0 95	0 43
	Packed in other ways.	15	3 57	1 62
	<i>In boxes weighing at least 10 kilogs, gross weight.</i>	5	1 19	0 54
	<i>Packed in other ways.</i>	6	1 43	0 65
	Other dried or kiln-dried fruits.	8	4	1 90	0 95	0 86	0 43
76	Timber:						
	Sawn longitudinally or prepared in some other way, not planed:						
	Hard..... (100 kilogs.	1 25	0 72	0 30	0 17	0 13	0 08
	(*or cub. met.	10	5 76	2 38	1 37
	Soft..... (100 kilogs.	1 25	0 72	0 30	0 17	0 13	0 08
	(*or cub. met.	7 50	4 32	1 78	1 03
	NOTES.—According to conventional agreement in regard to No. 76, shingle-boards grooved by the saw only will pay duty under No. 76 as shingle-boards merely sawn. Square timber (baulks, planks, &c.) hewn longitudinally, sawn or otherwise prepared, not planed, having only peg holes, pegs, slits, grooves or bored holes, will pay a surtax as follows:—If the duty is paid by weight, 100 kilogs., 20 pfg.; if the duty is paid by volume: hard wood, cub. met., 1 mk. 60 pfg.; soft wood, cub. met., 1 mk. 20 pfg. Wood for building or industrial purposes, steamed, impregnated, or otherwise chemically treated, shall pay the following surtaxes:—						
	When dutiable by volume, cubic metre, 2 mk. 40 pfg.						
	When dutiable by weight:						
	Hard wood, 100 kilogs, 30 pfg.						
	Soft wood, 100 kilogs, 40 pfg.						
	Wood for building or industrial purposes, merely steamed (not at the same time dyed), as also the same wood impregnated or otherwise chemically treated, shall pay the conventional rates of No. 76 without surtax.						

SESSIONAL PAPER No. 10h

STATEMENT of General and Conventional Tariff rates on Canadian products—*Con.*

No. of German General Tariff.	ARTICLES.	DUTIES PER 100 KILOGS.		DUTIES PER 220·4 POUNDS.		DUTIES PER 100 POUNDS.	
		General Tariff.	Conven- tional Tariff.	General Tariff.	Conven- tional Tariff.	General Tariff.	Conven- tional Tariff.
		Marks.	Marks.	§ cts.	§ cts.	§ cts.	§ cts.
83	Wood for casks (staves and headings), also pieces of wood roughly shaped recognisable as these articles, not painted nor planed : Of oak..... { 100 kilogs..... 0·30 0·20 0 07 0 04 0 03 0 02 { *or cub. met..... 2·40 1·60 0 57 0 38 Other hard wood..... { 100 kilogs..... 0·40 0·30 0 09 0 07 0 04 0 03 { *or cub. met..... 3 20 2·40 0 76 0 57 Of soft wood..... { 100 kilogs..... 0·40 0·30 0 09 0 07 0 04 0 03 { *or cub. met..... 2·40 1·80 0 57 0 43						
	*1 cubic metre=35·3148 cubic feet. NOTE—The taxation of wood for casks is not affected by mere treatment with the drawing knife or by smoothing the edges with the plane.						
100	Horses : Of a value up to 1,000 marks each.....head 90 21 42 <i>Horses of the "Flanders," "Brabant," "Ar- den-nes," or "Norse" breed [pure pedigree stock (reines kulk blut)].</i>head Other..... " 50 11 90 " 72 17 14 Of a value of more than 1,000 up to 2,500 marks each head 180 42 84 Of a value of more than 1,000 up to 1,200 marks each head 72 17 14 Of a value of more than 1,200 up to 1,500 marks each : <i>Horses of the "Flanders," "Brabant," "Ar- den-nes," or "Norse" breed [pure pedigree stock (reines kulk blut)].</i>head 75 17·85 Other..... " 120 28·56 Of a value of more than 1,500 up to 2,500 marks each head 120 28 56 Of a value of more than 2,500 marks each " 360 85 68 NOTE—Horses imported for breeding pur- poses on account or with the authority of the Government may, by special decision of the Bundesrath, be admitted at the rate of 10 marks per head if not more than two years of age and at 20 marks per head if older than two years. Horses of a value up to 300 marks per head and standing less than 1·40 metres (4ft. 7 in.) as shown by the measuring stick shall pay 30 marks per head. Weaned foals, imported up to the 31st March of the year following the calendar year of their birth shall be admitted at the conventional rate of 30 marks each. Sucking foals following the dam are free of duty.						
103	Horned cattle (live weight). 100 kilogs 18 8 4 28 1 90 1 94 0 86						
	NOTES. (1) Bulls of the mountain races imported for breeding purposes, on account or with the authority of the Government may, by special decision of the Bundesrath, be admitted at the rate of 9 marks per head. (2) Inhabitants of the frontier regions may, by special decision of the Bundesrath, import at the rate of 30 marks per head, draught oxen of from 2½ to 5 years of age, if proved to be necessary in their own establishments.						

9-10 EDWARD VII., A. 1910

STATEMENT of General and Conventional Tariff rates on Canadian products—*Con.*

No. of German General Tariff	ARTICLES.	DUTIES PER 100 KILOGS.		DUTIES PER 220·4 POUNDS.		DUTIES PER 100 POUNDS.	
		General Tariff.	Conven- tional Tariff.	General Tariff.	Conven- tional Tariff.	General Tariff.	Conven- tional Tariff.
	Cattle— <i>Con.</i>	Marks.	Marks.	\$ cts.	\$ cts.	\$ cts.	\$ cts.
	(3) Large dappled mountain cattle or brown cattle, reared at a spot at least 300 metres above sea level, and which have had at least one month's grazing each year at a spot at least 800 metres above sea level:						
	Bulls for breeding purposes in agriculture						
 head		9		2 14		
	Cows and other female animals more than 1½ years old (heifers, &c.):						
	For breeding purposes in agriculture or for "milk diet" establishments		20		4 76		
	For farmers of the Bavarian districts of Lindau, Kenyten, Sonthofen, Oberdorf, Fussen, Kaufbeuren, Schongau and Landsberg on the Lech, and of the Bavarian town-districts of Lindau, Kenyten, Kaufbeuren and Landsberg on the Lech, for their own agricultural use		20		4 76		
	Young female cattle, from 6 weeks to 1½ years old:						
	For breeding purposes in agriculture		12		2 86		
	For farmers of the above-mentioned Bavarian districts and town-districts for their own agricultural use		12		2 86		
104	Sheep (live weight)	18	8	4 28	1 90	1 94	0 86
108	Meat, excluding bacon—						
	Fresh, even frozen	45		10 71		4 86	
	Fresh, even chilled		27		6 43		2 91
	Frozen		35		8 33		3 78
	Note.—Pigs cut up, not frozen, including the bacon adhering thereto, are dutiable at the conventional rate of 27 marks.						
	Simply prepared	60	35	14 28	8 33	6 48	3 78
	Prepared more delicately for the table	120	75	28 56	17 85	12 96	8 10
	NOTES.						
	(1) Domestic animals not living, fit for consumption, shall be dutiable as the fresh meat of domestic animals.						
	(2) Boned meat, fresh and prepared in any simple manner (including tongues) as also pickled or smoked pork hams (fore and hind), shall pay a surtax of 20 %						
	Fresh and simply prepared meat, free from bone (also tongues) are subject to a surtax of 10 %						
	Pickled or smoked hams (fore and hind) are dutiable at the conventional rate of 35 marks per 100 kilogs, without surtax.						
123	Marine crustaceans, living or not, including those merely boiled or salted, whether shelled or not:						
	Lobsters and crayfish (gross weight)	100	65	23 80	15 47	10 80	7 02
	Other (gross weight)	24		5 71		2 59	
126	Greases and grease-like fats (hogs' lard, goose grease, beef marrow, oleomargarine, and other analogous fats)	12·50	10	2 97	2 38	1 35	1 08
	Note.—Above mentioned fats intended for the manufacture of soap or candles under Customs supervision or first officially rendered unfit for consumption (denaturated), 2 marks per 100 kilogs.						

SESSIONAL PAPER No. 10h

STATEMENT of General and Conventional Tariff rates on Canadian products—*Con.*

No. of German General Tariff.	ARTICLES.	DUTIES PER 100 KILOGS.		DUTIES PER 220·4 POUNDS.		DUTIES PER 100 POUNDS	
		General Tariff.	Conven- tional Tariff.	General Tariff.	Conven- tional Tariff.	General Tariff.	Conven- tional Tariff.
		Marks.	Marks.	\$ cts.	\$ cts.	\$ cts.	\$ cts.
162	Meal, baked or roasted or not : Meal of grain, excepting oats ; meal of malt (with the exception of baked or roasted malt meal) ; meal of rice or pulse.....	18·75		4 46		2 02	
	<i>Meal of grain, excepting oats, whether baked or roasted or not.</i>		10·20		2 43		1 10
	<i>Meal of malt, not baked or roasted.</i>		12		2 86		1 30
	Meal of oats.	18·75		4 46		2 02	
208	Condensed milk, with or without addition of sugar	60		14 28		6 48	
	<i>Milk in blocks weighing at least 10 kilogs, even covered with cocoa butter or other vegetable fats to protect the product from the influence of the air, for use in the manufacture of chocolate by permission and under control :</i>						
	<i>Without addition of sugar, or with not more than 40 per cent of added sugar.</i>		15		3 57		1 62
	<i>With more than 40 per cent of added sugar.</i>		25		5 95		2 70
219	Alimentary and consumable articles of all kinds (except beverages) in air-tight recep- tacles, so far as they are not subject to higher rates of duty as such.....	75		17 85		8 10	
	<i>Milk and cream, sterilized or peptonized.</i>		Free.		Free.		Free.
	<i>Gherkins in vinegar or brine (so called Znai- mer gherkins) with admixture of the spices mentioned in Nos. 66 and 67—["Paprika" (Spanish pepper), Galanga, cloves, Guinea pepper, ginger, cardamons, mace, nut- megs, mothercloves, clove-bark, anonums, clove stems, black, white and oblong pep- per, saffron, star aniseed (badian), vanilla, real and other cinnamon, (cinnamon flowers, cinnamon flower stalks, cassia, white cin- namon, cinnamon roots and the like)]— or even with inconsiderable addition of other kitchen garden produce.</i>		4		0 95		0 43
	<i>Apricot pulp, without addition of sugar or syrup, in tins weighing at least 5 kilogs.</i>		5		1 19		0 54
	<i>Condensed milk (syrup, but not milk in dry state) without addition of sugar.</i>		20		4 76		2 16
	<i>Preserved tomatoes; olives, whether in vine- gar, oil or brine or not.</i>		30		7 14		3 24
	<i>Other alimentary and consumable articles in air-tight receptacles, so far as they are not subject to higher rates of duty as such.</i>		60		14 28		6 48
316	Calcium carbide, carbide of aluminium, carbide of silicon, carborundum and carbides of metals not otherwise mentioned	4		0 95		0 43	
	<i>Carbide of calcium</i>		Free.		Free.		Free.
349	Wood spirit (methylic alcohol), crude; acetone, crude.....	5		1 19		0 54	
350	Wood spirit, refined; refined acetone, formalde- hyde in aqueous solution.....	20		4 76		2 16	
	<i>Wood spirit, refined.</i>		8		1 90		0 86
545	Leather, half or entirely dressed, whether pre- pared or not, unenumerated elsewhere, of a net weight of more than 3 kilogs each piece : Entire hides or half hides, with the heads, necks, bellies and hoofs unseparated; head, neck and belly pieces and hoofs, as well as horse hide and pig leather, without regard to the weight of the piece.....	30		7 14		3 24	

9-10 EDWARD VII., A. 1910

STATEMENT of General and Conventional Tariff rates on Canadian products—*Con.*

No. of German General Tariff.	ARTICLES.	DUTIES PER 100 KILOGS.		DUTIES PER 220·4 POUNDS.		DUTIES PER 100 POUNDS.	
		General Tariff.	Conven- tional Tariff.	General Tariff.	Conven- tional Tariff.	General Tariff.	Conven- tional Tariff.
		Marks.	Marks.	\$ cts.	\$ cts.	\$ cts.	\$ cts.
	Leather— <i>Con.</i>						
	<i>Pig leather, without regard to the weight of the piece.</i>		18		4 28		1 94
	Backs (bend leather)	36	33	8 57	7 85	3 89	3 56
	NOTE.—Leather, including backs (bend leather) of a net weight of more than 3 kilograms per piece, for the manufacture of driving belts, with permit and under control.		22		5 24		2 38
556	Footwear of leather of all kinds, including that made from hides with the hair still on, and that made from fish or reptile skins : With soles of other materials (than wood), Weighing more than 1·200 grammes per pair.	85	60	20 23	14 23	9 18	6 48
	Weighing more than 600 grammes and up to 1,200 grammes per pair ; also boot uppers of leather of all kinds, with elastics, without regard to weight.	120	80	28 56	19 04	12 96	8 64
	Weighing 600 grammes or less per pair.	180	90	42 84	21 42	19 44	9 72
	Notes : (1) <i>Linings, trimmings, ornaments and accessories of all kinds (buckles, bows, tassels, embroideries, laces, &c.) of other materials, including silk, but not including fur, do not affect the Tariff treatment.</i> (2) <i>Slippers and house-shoes without regard to their weight.</i>		60		14 28		6 48
650	Semi-pulp (semi-paste, for the manufacture of paper or cardboard), soft or solid, whether bleached or dyed or mixed with mineral materials, glue, &c., or not : Of wood, straw, esparto, or other vegetable fibres : Of mechanical wood pulp.	3	1·25	0 71	0 30	0 32	0 13
	Of chemical wood pulp (cellulose): Pulp of straw, esparto or other fibres.	3	1·25	0 71	0 30	0 32	0 13
651	Millboard (pasteboard), moulded or pressed cardboard, also paste-board formed by gluing together sheets of cardboard : Cardboard, glazed (pressboard) and other highly smoothed cardboard, leather board, and other fine cardboard, whether dyed in the paste or not ; vulcanized fibre.	6		1 43		0 65	
	Chemical or mechanical wood pulp cardboard, even of steamed wood, solidified by rolling (brown wood cardboard, called leather board) strawboard, grey straw cardboard (Schrenzpappe), turf cardboard, any other coarse cardboard, not elsewhere enumerated, whether dyed in the pulp or not	4	1·50	0 95	0 36	0 43	0 16
	Cardboard, covered, saturated or coated with asphaltum, tar or similar materials, tubes of such cardboard, carton-pierre.	1·50		0 36		0 16	

RETURN

[10i]

TRADE RELATIONS WITH UNITED STATES

MEMORANDUM

ON PROPOSED CHANGES IN THE

CANADIAN CUSTOMS TARIFF

SHOWING

- (1.) STATEMENT OF ARTICLES IMPORTED FROM ALL COUNTRIES ON
WHICH REDUCTIONS ARE PROPOSED
- (2.) STATEMENT OF ARTICLES ENTERED UNDER TARIFF ITEM NO. 711
- (3.) STATEMENT OF ARTICLES IMPORTED FROM THE UNITED STATES
ON WHICH REDUCTIONS ARE PROPOSED

9-10 EDWARD VII., A. 1910

STATEMENT of ARTICLES on which **REDUCTIONS** are proposed, entered for Home Consumption in Canada under the **GENERAL TARIFF** for the year ended March 31, 1909, also showing the estimated amount of **REDUCTION in REVENUE** on goods imported from all countries.

Tariff Item.	Articles.	From United States.		From Other Countries under General Tariff.		Total entered under General Tariff.		Less Imports from Countries to which the Reduced Rates already apply under the French Treaty.		Amount of Imports affected by the proposed Reduction in Duties.		Estimated amount of Reduction in duties on goods from all countries.
		Quantity.	Value.	Quantity.	Value.	Quantity.	Value.	Quantity.	Value.	Quantity.	Value.	
			\$		\$		\$		\$		\$	\$
94	Dates and figs, dried.	2,706,345	127,617	2,737,979	104,498	5,444,324	232,115	255,074	13,529	5,189,250	218,586	3,892
99	Prunes and dried plums, unpitted; raisins and dried currants.	15,832,725	737,731	19,693,313	842,015	35,526,038	1,579,746	9,146,440	386,933	26,376,853	1,192,813	87,922
109	Almonds, walnuts, Brazil nuts, pecans and shelled peanuts, N.O.P. "	1,582,944	107,863	1,733,106	137,760	3,316,050	245,623	1,884,587	148,732	1,431,463	96,891	14,315
112	Nuts of all kinds, N.O.P.	3,354,569	179,488	3,379,529	323,144	6,754,098	502,632	2,715,093	284,026	4,019,005	218,606	40,190
180	Photographs, chromos, chromotypes, artotypes, oleographs, paintings, drawings, pictures, decalcomania transfers of all kinds, engravings or prints or proofs therefrom, and similar works of art, N.O.P.; blue prints, building plans, maps and charts, N.O.P. ...		417,540		189,531		607,071		22,544		584,527	14,613
228	Soap, powders, powdered soap, mineral soap, and soap, N.O.P.		321,029		9,908		330,937		6,148		324,789	8,120
234	Perfumery, including toilet preparations, non-alcoholic, viz.: Hair oils, tooth and other powders and washes, pomatus, pastes and all other perfumed preparations, N.O.P., used for the hair, mouth or skin.		124,098		30,363		164,461		28,319		136,142	3,403

SESSIONAL PAPER No. 10i

297	Tableware of china, porcelain, white granite or ironstone.	29,963	351,317	381,280	177,261	294,019	5,100
318	Common and colourless window glass.	15,972	240,020	255,092	4,225	250,867	6,272
366	Watch actions and movements, and parts thereof, finished or unfinished, including winding bars and sleeves.	473,892	195,424	669,316	182,962	486,354	12,159
604	Dongola, cordovan, calf, sheep, lamb, kid or goat, kangaroo, alligator, and all leather, dressed, waxed, glazed or further finished than tanned, N. O. P.; harness leather and chamouis skin.	513,536	33,203	546,739	21,554	525,185	13,129
634	Feathers and manufactures of feathers, N. O. P.; artificial feathers, fruits, grains, leaves and flowers suitable for ornamenting hats.	130,406	415,570	545,976	299,364	336,612	8,415
711	All goods not enumerated in this schedule as subject to any other rate of duty, and not otherwise declared free of duty, and not being goods the importation whereof is by law prohibited.	1,626,058	328,461	1,954,519	129,738	1,824,781	45,619
	Totals.	4,814,293	3,201,114	8,015,507	1,615,335	6,400,172	263,149

9-10 EDWARD VII., A. 1910

STATEMENT of the **VALUE** of **ARTICLES** entered under Tariff Item No. 711, all goods not enumerated in the Tariff Schedule in the **GENERAL TARIFF** entered for Home Consumption in Canada during the Year ended March 31, 1909.

Customs Statistical Classification.	Imports for Home Consumption, General Tariff.		Less Imports from Countries to which the Reduced Rates already apply under the French Treaty.	Amount of Imports affected by the Proposed Reduction in Duties.	Estimated Amount of Reduction in Duties on goods from all countries.
	From United States.	Total.			
	\$	\$	\$	\$	\$
Ginger ale.....	1,929	2,073		2,073	51
Arrowroot.....	21	210	16	194	5
Bran, mill feed, &c.....	76,911	77,236		77,236	1,931
All other breadstuffs, N.O.P.....	44,058	45,933	775	45,158	1,129
Celluloid, manufactures of, N.O.P.....	35,119	42,062	3,486	38,576	964
Chalk, prepared.....	21,360	23,246	928	22,318	558
Charcoal.....	3,797	3,842	42	3,800	95
Aniline Dyes in packages less than 1 lb..	103	177		177	4
Glycerine, N.O.P.....	3,415	7,605		7,605	190
Gums, camphor.....	1,993	7,100	3,178	3,922	98
Gums, other, N.O.P.....	3,432	3,432		3,432	86
Magnesia.....	7,482	7,856	374	7,482	187
Morphine.....	246	246		246	6
Salts, glauber.....	421	421		421	10
Soda, bicarbonate of.....	16,124	19,575		19,575	490
Sodium, hyposulphate.....	2,434	2,470		2,470	62
Thorium nitrate.....	369	3,319	772	2,547	64
All other drugs, dyes, chemicals, &c., not otherwise provided for.....	311,569	411,478	25,872	385,606	9,640
Ivory or bone dice, draughts, chessmen, &c.....	10	157	143	14	26
Ivory, manufactures of, N.O.P.....	979	1,359	311	1,048	26
Lime.....	106,125	106,161		106,161	2,654
Mineral and bituminous substances, N.O.P.....	36,154	42,984	15	42,969	1,074
Mineral and aerated waters, N.O.P....	51,109	147,059	65,912	81,147	2,029
Oils :—					
Other animal oil, N.O.P.....	360	360		360	9
Vegetable—					
Castor oil.....	331	4,732	1,080	3,652	91
Cotton seed oil.....	529,135	529,135		529,135	13,230
Vegetable oil, N.O.P.....	36,435	58,176	7,726	50,450	1,261
All other oils not elsewhere specified. .	32,683	34,869	98	34,771	869
Sausage casings, N.O.P.....	60,942	80,429	3,236	77,193	1,930
Sponges.....	33,842	36,184	372	35,812	895
Straw, manufactures of, N.O.P.....	1,118	10,641	2,157	8,484	212
Unenumerated articles. (See page 5 for itemized statement). .	184,573	221,994	13,240	208,754	5,219
Wax and manufactures of, N.O.P.....	21,476	21,998	5	21,993	550
Total.....	1,626,058	1,954,519	129,738	1,824,781	45,619

SESSIONAL PAPER No. 10i

PRINCIPAL ARTICLES included in the Item "UNENUMERATED ARTICLES"
in the foregoing Statement.

ARTICLES.	VALUE.
	\$
Bleaching compound.....	4,000
Bolier compound.....	2,000
Bone and horn.....	16,000
Catgut.....	14,000
Cocoa butter and substitute.....	1,000
Core compound.....	3,500
Cut flowers.....	32,500
Dental cement.....	8,000
Filaments.....	5,500
Gun cotton.....	1,000
Jewels (for bearings)	2,000
Micanite.....	500
Oyster shells.....	1,000
Poultry food.....	2,000
Quills.....	500
Sea weed.....	1,000
Shells.....	2,000
Silk, artificial.....	2,500
Silk, raw.....	2,500
Sweeping compound.....	1,000
Tar.....	10,000
Total	112,500
Other miscellaneous articles imported in small amounts at all ports in the Dominion.....	109,494
Grand Total.....	221,994

9-10 EDWARD VII., A. 1910

STATEMENT of ARTICLES on which **REDUCTIONS** are proposed, entered for Home Consumption in Canada from the United States during the year ended March 31, 1909, showing the Estimated **AMOUNT** of **REDUCTION** in **REVENUE** on goods Imported from the **UNITED STATES**.

Tariff Item.	Articles.	Quantity.	Value.	Duty paid.	Revenue on Proposed Tariff.	Estimated amount of reduction of Duties proposed.
			\$	\$ cts.	\$ cts.	\$ cts.
94	Dates and figs dried. Lbs.	2,706,345	127,617	16,915 25	14,884 89	2,030 36
99	Prunes and dried plums, unpitted; raisins and dried currants. "	15,832,725	737,731	158,318 08	105,551 50	52,766 58
109	Almonds, walnuts, Brazil nuts, pecans and shelled peanuts, N.O.P. "	1,582,944	107,863	45,202 25	31,658 88	13,543 37
112	Nuts of all kinds, N.O.P. "	3,354,569	179,488	100,025 24	67,091 38	32,933 86
180	Photographs, chromos, chromotypes, arto-types, oleographs, paintings, drawings, pictures, decalcomania transfers of all kinds, engravings or prints or proofs therefrom, and similar works of art, N.O.P.; blue prints, building plans, maps and charts, N.O.P.		417,540	104,385 00	93,916 50	10,438 50
228	Soap powders, powdered soap, mineral soap, and soap, N.O.P.		321,029	112,560 15	104,334 42	8,025 73
234	Perfumery, including toilet preparations, non-alcoholic. viz.:—hair oils, tooth and other powders and washes, pomatums, pastes and all other perfumed preparations, N.O.P., used for the hair, mouth or skin.		134,098	46,931 30	43,581 85	3,352 45
287	Tableware of china, porcelain, white granite or ironstone.		29,963	8,958 90	8,239 82	749 08
318	Common and colourless window glass.		15,072	2,260 80	1,884 00	376 80
366	Watch actions and movements, and parts thereof, finished or unfinished, including winding bars and sleeves.		473,892	71,083 80	59,236 50	11,847 30
604	Dongola, cordovan, calf, sheep, lamb, kid or goat, kangaroo, alligator, and all leather, dressed, waxed, glazed or further finished than tanned, N.O.P.; harness leather and chamois skin.		513,536	89,868 80	77,030 40	12,838 40
634	Feathers and manufactures of feathers, N.O.P.; artificial feathers, fruits, grains, leaves and flowers suitable for ornamenting hats.		130,406	39,121 80	35,861 65	3,260 15
711	All goods not enumerated in this schedule as subject to any other rate of duty, and not otherwise declared free of duty, and not being goods the importation whereof is by law prohibited.		1,626,058	325,211 60	284,560 15	40,651 45
	Totals		4,814,293	1,120,675 97	927,861 94	192,814 03

The foregoing statements have been prepared from the Report of the Department of Customs, Canada (Trade and Navigation), for the fiscal year ended March 31, 1909. Post Office and Express parcels of small value have not been included.

T. C. BOVILLE,
Deputy Minister of Finance.

Finance Department,
April 7, 1910.

(10j)

**TARIFF RELATIONS BETWEEN THE UNITED STATES AND THE
DOMINION OF CANADA. CORRESPONDENCE RESPECTING NEGOTIA-
TIONS, 1910.**

From His Majesty's Ambassador at Washington to the Governor General.

BRITISH EMBASSY, WASHINGTON, February 18, 1910.

His Excellency,

The Right Honourable Earl Grey, G.C.M.G., &c., &c., &c.,

The Governor General.

MY LORD.—Yesterday the Assistant Secretary of State sent for Mr. Mitchell Innes, and on his arrival, said that he wished to speak about the tariff relations between the United States and Canada. As the matter was of importance it was thought better that the substance of the conversation should be forwarded to Your Excellency's Government in the form of a memorandum to be drawn up by the State Department, and this memorandum I now have the honour to forward with the request that I should be informed as early as possible of the answer which should be returned.

The Assistant Secretary of State was throughout the conversation at pains to emphasize the friendliness of the feelings towards Canada with which the American Government and people were animated.

A. MITCHELL INNES.

Memorandum.

In view of the very friendly attitude of the Government and people of the United States towards the neighbouring Dominion of Canada, and in the interest of Canada at least quite as much as in that of the United States, the President would feel keen regret if, merely for the lack of opportunity for sympathetic and frank negotiation, the maximum tariff of the United States should automatically become operative upon Canadian products imported into the United States after March 31.

The application of the maximum tariff to the products of a given country can be avoided only if the Secretary of State be placed in possession of all those facts necessary to enable him to recommend to the President that, there being no undue discrimination, a proclamation to extend the minimum tariff may properly be issued. The authorities of the country concerned are naturally those pre-eminently able to supply the required facts. In the case of all countries this has been done through their representatives at Washington, who have carried on negotiations with the Department of State. It will thus be seen by the force both of logic and of precedent that negotiations affecting American-Canadian tariff relations would occur at Washington either through the British Embassy or otherwise.

The Secretary of State will be glad if the British Embassy will be kind enough to take the necessary steps to assure its Government as well as the Dominion authorities of the disposition of the Government of the United States in the premises, in order that he may be informed as speedily as possible as to the manner in which is to be undertaken the negotiation of American-Canadian tariff matters.

9-10 EDWARD VII., A. 1910

The Secretary of State has caused the Consul-General at Ottawa to report at the Department in order to supply such information as he can. The Secretary of State is further considering the question of sending to Ottawa two experts likewise to seek information.

It will be gratifying to the Government of the United States if in conveying the foregoing to the proper quarters the British Embassy will give assurances of the desire of the Government of the United States so far as possible to meet the wishes of the Dominion of Canada and the British Government in all matters of mode of procedure in seeking to bring about a negotiation of undeniable importance to all concerned.

Department of State,
February 18, 1910.

From His Majesty's Ambassador at Washington to the Governor General.

Telegram.

WASHINGTON, 23rd February, 1910.

Referring to my despatch, No. 25. United States Tariff, I have been requested by the Secretary of State of the United States to inform you by telegraph of his urgent desire to begin at the earliest possible moment negotiations with Canada.

BRYCE.

MEMORANDUM.

A confidential communication from Mr. Fielding to His Excellency the Governor General, under date the 22nd of February, in relation to the tariff question, included an intimation that the Canadian Government were ready to discuss the situation with any authorized representative of the United States Government. It was intimated by Mr. Fielding that the meeting should not take place at Washington, that Ottawa was preferable, but that if an intermediate point would be more desirable this could probably be arranged. This was forwarded by His Excellency to Mr. Bryce and was the basis of a communication from him to the State Department, on the 26th February.

From His Majesty's Ambassador at Washington to the Secretary of State of the United States

WASHINGTON, February 26, 1910.

PHILANDER C. KNOX,
Secretary of State.

DEAR MR. KNOX.—I have this moment received from Canada a communication which, although it is of an informal nature, enables me to inform you in reply to the communications which your department addressed to this Embassy and which were duly reported to Canada that although, as you are aware, the Dominion Government have not themselves any proposals to make they are quite ready to respond to any intimation from your government that the latter desire an opportunity of discussing

SESSIONAL PAPER No. 10j

with them the present tariff situation. Should you think it well to send an authorized representative or representatives to Ottawa for the purposes of an informal confidential conference, he or they will be received with pleasure there. Should it be thought better that such a confidential conversation should be arranged for in some intermediate place less exposed to publicity than is either Ottawa or Washington at the present moment, the Dominion Government would assent to such an arrangement. Meantime, if you would like to convey through this Embassy to Canada any statement of your views for the consideration of the Dominion Government, I need hardly say that I will forward such to Ottawa forthwith. And should you think it well that we should ourselves have some conversation either as to the best way of arranging for a meeting of experts or as to the questions themselves which you wish to have discussed, I am, of course, entirely at your disposal, either to-day or any later day which may suit your convenience. It is hardly necessary to add that the Dominion Government entirely reciprocate the expressions which have proceeded from your department as to the friendly attitude of the United States Government, being themselves animated by like sentiments.

JAMES BRYCE.

From His Majesty's Ambassador at Washington to the Governor General.

Telegram.

WASHINGTON, D.C., 28th February, 1910.

United States authorities express appreciation of attitude of Canadian authorities; are sending Ottawa Prof. Emery, Chairman Tariff Board, Mr. Pepper from State Department associating with them Mr. Foster, Consul General. Instructions have been given latter arrange for meeting.

BRYCE.

From His Majesty's Ambassador at Washington to the Governor General.

BRITISH EMBASSY,

WASHINGTON, March 1, 1910.

My Lord,—I have the honour to transmit herewith copy of a note dated yesterday from the United States Government in regard to the Commission which it is proposed to send to Ottawa to discuss tariff relations between the Dominion of Canada and the United States. It is in reply to the letter which I had addressed on Saturday last, February 26th, to the United States Government upon the receipt on that day of Your Excellency's unofficial letter enclosing a letter from the Honourable Mr. Fielding.

The substance of this note has already been telegraphed to Your Excellency and a copy of my letter of the 26th ultimo above referred to was sent unofficially to Your Excellency yesterday.

JAMES BRYCE.

9-10 EDWARD VII., A. 1910

From the United States Secretary of State to His Majesty's Ambassador at Washington.

DEPARTMENT OF STATE, WASHINGTON, February 28, 1910.

EXCELLENCY,—On the 18th instant the Assistant Secretary of State very frankly laid before the Councillor of His Britannic Majesty's Embassy the attitude of the Government of the United States towards the pending matter of American-Canadian tariff relations and more particularly certain questions necessarily preliminary to negotiations by or on the part of Canada with this Government.

It was unhesitatingly assumed that the British Government and the authorities of the Dominion of Canada would desire, equally with the Government of the United States, that such negotiations should take place, and it was sought to ascertain, first, whether the Canadian authorities would discuss this subject directly or through the British Government, and secondly, if directly, whether it was preferred that the negotiations should take place, as is usual, at Washington, or whether they should take place at Ottawa. In making these enquiries, I sought to make evident the desire of this Government to consult, so far as possible, the preferences of Canada, even if this should involve a departure from the established mode of procedure in the many tariff negotiations now pending.

At the request of Mr. Innes, who kindly undertook to obtain with the least possible delay, the answer to these questions, the same ideas were embodied in the memorandum which I had the honour on the 18th instant to send you.

I hasten to thank you for the intimations, which in the absence of a formal and definite reply, you are so good as to embody in your note of this date, wherein I note with pleasure the assurances that the Government of the Dominion of Canada reciprocates the attitude of the United States and is animated by like cordial sentiments. This confirmation of what I had naturally assumed increases my hope that a frank exchange of views between the respective authorities may lead to satisfactory results. The simple desideratum would seem to be a frank and practical discussion which shall determine whether or not I may be placed in position to advise the President upon the facts that Canada is entitled to the benefits of the minimum tariff. As further evidence of the sincere desire of the United States to find a way, if possible, to accord to Canada the minimum rates—a matter in which, as had been made very evident, this Government has no desire to be captious as to modes of procedure—I shall avail of the courtesy of Your Excellency to inform the Canadian Government that Professor Henry C. Emery, Chairman of the Tariff Board, and Mr. Charles M. Pepper, Commercial Adviser to the Bureau of Trade Relations of this Department, are prepared at once to leave for Ottawa to discuss with the proper officers of the Dominion Government the business in hand; and that Mr. John G. Foster, Consul General of the United States at Ottawa, will be joined with Professor Emery and Mr. Pepper for that purpose. I beg to add for Your Excellency's information that I have telegraphed to Mr. Foster to arrange for such a conference at an early day.

Meantime, if at any time you think it would be helpful to these negotiations for us to discuss them in a general way, I shall be entirely at your disposition.

I have not failed to note the suggestion that the negotiations or discussion might, possibly, appropriately take place at an intermediate point between Ottawa and Washington, but in the absence of any special reasons, of which I am unaware, I deem it more practical that this entirely simple business be undertaken at a seat of Government concerned. I have, therefore, availed of your alternative suggestion that our representatives would be received with pleasure at Ottawa.

SESSIONAL PAPER No. 10j

In expressing my appreciation of your valuable attention to this matter I take advantage of this opportunity to convey to Your Excellency the assurances of my highest consideration.

P. C. KNOX.

From the President of the United States to the Minister of Finance of Canada.

Telegram.

BATAVIA, N.Y., Mar. 18, 1910.

Hon. W. S. FIELDING,

Minister of Finance, Ottawa, Ont.

Should be very glad to meet you at Albany, Saturday or Sunday, to discuss the tariff situation. Please present my compliments to Sir Wilfrid Laurier and say to him that I regret to hear that conditions make it impossible for him to come also.

WM. H. TAFT.

From Minister of Finance of Canada to the President of the United States.

Telegram.

OTTAWA, March 18, 1910.

Hon. WILLIAM H. TAFT,

Albany, N.Y.

I shall be in Albany Saturday evening.

W. S. FIELDING.

From the Minister of Finance of Canada to the Secretary of State of the United States.

WASHINGTON, March 26, 1910.

The Honourable P. C. KNOX,

Secretary of State, Washington.

MY DEAR MR. SECRETARY,—In the conference which, upon his invitation, I had the honour to hold with the President of the United States at Albany a few days ago, it was represented to me that the settlement of our present tariff differences and the opening of the way for negotiations having in view a broader scheme of reciprocal trade would be facilitated by Canada making some reductions in its present scale of duties as applied to products of the United States. While unable to waive any of the contentions which Canada has held throughout our discussion of the subject, I have appreciated the exceptional circumstances and reasons advanced by the President in support of his request. A tariff conflict between the two countries would undoubtedly be a matter of the gravest concern for both, involving widespread disturbance of trade, heavy loss to citizens of both countries and the creation of much friction at a time when the cultivation of happier relations is most desirable. Both parties to the difference should, I realize, be willing to go as far as possible to avert such a conflict.

I have observed with satisfaction that your government are not disposed to press some of their earlier contentions respecting our commercial treaties which, from our point of view, we could not admit. This being the case, I feel that our government should go as far as possible to meet the views of the President and to respond to the good spirit in which he has approached the subject. On behalf of the Canadian Government I agree that we shall forthwith recommend to the Parliament of Canada such amendment of the Canadian Customs Tariff as will reduce the duties on the list of articles agreed upon between us, such articles and the reduced rates of duty being as follows:—

9-10 EDWARD VII., A. 1910

No. of Canadian tariff.	Reduced rates of duty.
94 Dates and figs, dried..	per 100 lbs. 55 cents.
99 Prunes and dried plums, unpitted, raisins and dried currants.. . . .	per lb. $\frac{3}{4}$ cent.
109 Almonds, walnuts, Brazil nuts, pecans and shelled peanuts, n.o.p.. . . .	per lb. 2 cents.
112 Nuts of all kinds, n.o.p..	per lb. 2 cents.
180 Photographs, chromes, chromotypes, artotypes, oleographs, paintings, drawings, pictures, decalcomania transfers of all kinds, engravings or prints or proofs therefrom, and similar works of art, n.o.p.; blue prints, building plans, maps and charts, n.o.p..	$22\frac{1}{2}$ per cent.
228 Soap powders, powdered soap, mineral soap, and soap, n.o.p.. . . .	$32\frac{1}{2}$ "
234 Perfumery, including toilet preparations, non-alcoholic, viz.:—hair oils, tooth and other powders and washes, pomatums, pastes and all other perfumed preparations, n.o.p., used for the hair, mouth or skin.. . . .	$32\frac{1}{2}$ "
287 Tableware of china, porcelain, white=granite or ironstone.. . . .	$27\frac{1}{2}$ "
318 Common and colourless window glass..	$12\frac{1}{2}$ "
366 Watch actions and movements and parts thereof, finished or unfinished, including winding bars and sleeves..	$12\frac{1}{2}$ "
604 Dongola, cordovan, calf, sheep, lamb, kid or goat, kangaroo, alligator and all leather, dressed, waxed, glazed or further finished than tanned n.o.p.; harness leather and chamois skin..	15 "
634 Feathers and manufactures of feathers, n.o.p.; artificial feathers, fruits, grains, leaves and flowers suitable for ornamenting hats..	$27\frac{1}{2}$ "
711 All goods not enumerated in this schedule as subject to any other rate of duty, and not otherwise declared free of duty, and not being goods the importation whereof is by law prohibited..	$17\frac{1}{2}$ "

Provided that duty shall not be deemed to be provided for by this item upon dutiable goods mentioned as 'n.o.p.', in any preceding tariff item.

Provided further that when the component material of chief value in any non-enumerated article consists of dutiable material enumerated in this schedule as bearing a higher rate of duty than is specified in this tariff item, such non-enumerated article shall be subject to the higher duty which would be chargeable thereon if it were composed wholly of the component material thereof of chief value, such 'component material of chief value' being that component material which shall exceed in value any other single component material in its condition as found in the article.

NOTE.

The abbreviation 'n.o.p.' means 'not otherwise provided.'

The words 'this schedule,' in item 711, mean Schedule 'A' of the Canadian Customs Tariff.

It is understood that these reductions are not to apply exclusively to the products of the United States, but that the Canadian Government are free to apply them to the products of any other country.

W. S. FIELDING.

From the Secretary of State of the United States to the Minister of Finance of Canada.

DEPARTMENT OF STATE, WASHINGTON, March 26, 1910.

The Honourable

W. S. FIELDING,

Minister of Finance of the Dominion of Canada.

MY DEAR MR. MINISTER.—The adjustment of trade relations between Canada and the United States under existing tariff legislation, conducted through you at the instance of the British Ambassador, and brought to a successful conclusion so largely through your own patient and earnest efforts, cannot fail to be a cause of mutual felicitation between the thoughtful people of both countries.

I am gratified that the recent tendencies towards a more perfect understanding between our respective countries, manifested so conspicuously in the maturing ad-

SESSIONAL PAPER No. 10j

justments of boundary, boundary waters, fisheries and other long-standing differences, will not be affected by the irritations which would have resulted from our failure to agree upon the tariff question.

The agreement encourages the hope that the future trade relations of the two countries will become even more intimate and expanded, and will be regulated in a spirit of cordial reciprocation and interdependence. The common commerce now amounts to a vast sum, and its extraordinary growth is an index of the vast industry and commercial development among both peoples. It seems clear that this trade should be fostered so that the markets of each may be open to the other on the most advantageous terms possible for the interchange of commodities, and that such interchange undoubtedly can be promoted by the two governments without impairing their national economic policies.

The President is confident that the policy of broader and closer commercial relations with Canada will receive the hearty support of the large majority of the people of the United States, and he has learned with much satisfaction of the existence of a similar sentiment in the Dominion. It may be added that the conditions of the present day, as contrasted with the traditions of the past, are bringing into clearer light the truth that not only mutual trade interests but ethical and social considerations of the highest moment reinforce this common sentiment.

Let me, then, take this opportunity to express, by his direction, the desire of the President that your Government will find it convenient to take up with this Government, at such time and in such manner as may be mutually satisfactory, the consideration of a readjustment of our trade relations upon the broader and more liberal lines which should obtain between countries so closely related geographically and racially, as indicated by the President in his recent public utterances.

P. C. KNOX.

From the Minister of Finance of Canada to the Secretary of State of the United States.

WASHINGTON, March 26, 1910.

The Honourable,

P. C. KNOX,

Secretary of State, Washington.

MY DEAR MR. SECRETARY.—I have the honour to acknowledge receipt of your letter of this date.

The Canadian Government very heartily reciprocate your expressions as to the desirability of improving the commercial relations between the United States and Canada and will gladly avail themselves of the invitation of the President to take up with your Government, at such time and in such manner as may be mutually satisfactory, the consideration of a readjustment of these relations upon broad and liberal lines. The recent public utterances of the President in that direction have afforded much satisfaction to the Canadian people, who will receive with pleasure the formal confirmation of them which is now conveyed to our Government through you. I am confident that your assurances will be received also with much gratification by His Majesty's Government in London who will find in them further evidence of the desire of the Government of the United States to maintain the most cordial relations with the British Empire.

Allow me to express for myself as well as for my colleague, Mr. Graham, who has been associated with me in the conference at Washington, the most sincere

9-10 EDWARD VII., A. 1910

thanks to the President and yourself for the cordiality of your welcome and the very frank manner in which you have discussed the questions that have engaged our attention.

W. S. FIELDING.

From Lord Grey to Mr. Bryce.

MONTREAL, P.Q., March 31, 1910.

SIR,—I have the honour to transmit, herewith, for Your Excellency's information, copies of the *Hansard* report of the debate in the House of Commons following the announcement by Mr. Fielding of the arrangement made with the United States with respect to the Tariff.

Your Excellency will, I am sure, see with satisfaction Mr. Fielding's expression of his deep appreciation of the valuable assistance rendered to Canada by Your Excellency in the matter.

GREY.

From Mr. Bryce to Lord Grey.

BRITISH EMBASSY, WASHINGTON, April 7, 1910.

MY LORD,—I have the honour to acknowledge the receipt of Your Excellency's despatch of March 31 enclosing a report of the debate in the House of Commons of Canada on the recent tariff negotiation with the United States. In conveying my thanks to Your Excellency for this report, I desire to say how much I appreciate what Mr. Fielding was good enough to say regarding the part taken by myself and by the staff of the Embassy in the various stages of these negotiations. To have had the opportunity of contributing to some extent to bring together the Representatives of the two countries by whose skill and wisdom the happy result embodied in these recent arrangements has been attained, and to have had opportunities of conveying to Your Excellency from time to time the various facts and conditions affecting the action of the United States Government, have been a part of my duties which I value very highly. I trust I may be permitted to congratulate Your Excellency and Your Excellency's Government upon a settlement which has not only maintained friendly relations between the two countries, but has had here in the United States the double effect of enhancing the respect felt for Canadian policy and statesmanship and of giving a further proof of Canadian good-feeling, a proof which is not lost upon the American people.

JAMES BRYCE.

**University of Toronto
Library**

**DO NOT
REMOVE
THE
CARD
FROM
THIS
POCKET**

**Acme Library Card Pocket
Under Pat. "Ref. Index File"
Made by LIBRARY BUREAU**

