



Canada Parliament
Sessional Papers





SESSIONAL PAPERS

VOLUME 6

THIRD SESSION OF THE TWELFTH PARLIAMENT

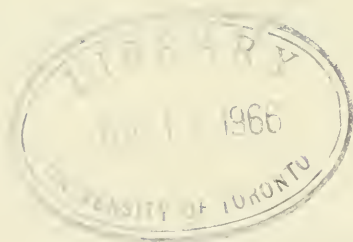
OF THE

DOMINION OF CANADA

SESSION 1914



VOLUME XLVIII.



1091618

ALPHABETICAL INDEX

TO THE

SESSIONAL PAPERS

OF THE

PARLIAMENT OF CANADA

THIRD SESSION, TWELFTH PARLIAMENT, 1914.

A

Auditor General for year ended March 31, 1913, Vol. I, Pts. A to J; Vol. II, Pts. K to U, and Vol. III, Pts. V to Y.	1
Agriculture, Report of Minister of, ended March 31, 1914.	15
Agriculture, Dept. of; number of lecturers, inspectors, &c., belonging to, in Province of Nova Scotia, &c. . . .	253
Agriculture, Dept. of; correspondence with <i>re</i> importation of pure bred animals into Canada.	260
Agricultural Instruction Act: copy of all arrangements between Govt. and Provinces under.	298
Aldershot Camp, N.S., <i>re</i> supply of ice for season of 1914, &c.	256a
Aldershot Camp, N.S., accounts <i>re</i> supplies for summer and autumn drill at, 1913.	256
Antigonish Harbour, correspondence <i>re</i> dredging of, &c.	232r
Antigonish Co., N.S., Blue Rock Breakwater in, <i>re</i> expenditures on in 1913, &c.	232v
Archives: Documents <i>re</i> Constitutional History of Canada, 1791-1818. &c. . .	29c
Arichat, N.S., <i>re</i> Public Building at, expenditures on, &c.	232(2m)
Armstrong, David, mail carrier of city of Sherbrooke, <i>re</i> dismissal, &c. .	70(2b)
Asiatics: Immigration of, &c., in relation to O. in C. passed Dec. 19, 1913, restricting such into B.C. . .	261
Appointments:—	
Of the Moosejaw Post Office employees, salary, &c.	77
Of Mr. Pierre Cournoyer, Postmaster at St. Pierre de Sorel, County of Richelieu, &c.	77a

A

Appointments:— <i>Continued.</i>	
Of Public Officers in city of Quebec, Depts. of Inland Revenue, Rys., Customs, Immigration, Marine, &c., since Oct. 1, 1911, to April 14, 1913; names, duties, &c.	77b
H. P. Duchemin <i>re</i> copy of instructions issued to, on appt. as Commissioner in N.S., &c.	77e
Of Train or Ticket Agents on I.C.Ry. and P.E.I.Ry., amts. rec'd, results, &c.	77c
Of J. G. H. Bergeron as Commissioner; date of, number of investigations held, &c.	77d
Of F. Roy as Postmaster of St. Philippe de Nery, Province of Quebec.	77f
Of Mr. J. G. H. Bergeron as Commissioner, &c.	77g
Of Mr. T. J. Oliver, of Humboldt, Sask., to present position; also appt. of successor at.	77h
Of successor to W. S. McKechnie, Dom. Lands Agent, Prince Albert, Sask., &c.	77k
Of Jos. Lemieux, Pos master at Mont Louis, County of Gaspé, &c. . . .	77j
Of successor to C. A. R. Desjardins, Postmaster at St. André de Kamouraska, &c.	78
Of for year 1913, of Captains, first and second Engineers for Dredges 1, 2, 3, 4, 5, 6, 7, 8, 9, 10 and 11, Dept. of Marine, below Montreal: Appointment of Captains and Engineers for 1913 for Tugs 'Carmelia,' 'Chambly,' 'Contrecoeur,' 'De Lévis,' 'Emilia,' 'Iberville,' 'Jas. Howden,' 'Jesse Hume,' &c. .	77k

A

Of number of additional employees added to Customs Dept., city of Halifax, since Oct. 10, 1911...	77l
Of correspondence <i>re</i> appt. of Caretakers of Post Office at Rigaud, &c.	77m
Of Morrison, Allan, St. Peter's, N.S., Inspector of dwellings in Gregory Island, N.S., 1912-1913.	77n
Of names, length of service of all employees, Dept. Interior, in outside service since Jan. 1, 1912, to Dec. 31, 1913.	77o
Of number of appointments made in Customs at Montreal since Oct. 1, 1911, names, salaries, &c.	77p
Of number of Engineers, Asst. Engineers, Clerks, Divers, Dept. of Public Works, in Co. Bonaventure, since Oct. 1, 1911.	77q
Of showing whether Louis P. Thibault, Alphonse Poirier, J. A. Morin, C. F. Rioux, and others, were appointed by Postmaster General.	77r
Of correspondence <i>re</i> appointment of present Collector of Customs at Antigonish.	77s
Of correspondence <i>re</i> appointment of present Collector of Customs at Antigonish.	77t

B

Bélanger, Capt. of Stmr. 'Eureka'; correspondence between, and Dept. Marine and Fisheries, year 1912 ..	249
Binders, Reapers, Mowers, &c., exported to Canada, values, &c., in 1910, 1911, 1912, 1913.	184
Bonaventure Co., Que., expenditure incurred since Oct. 1, 1911, <i>re</i> investigations held in.	93c
Boring Mill at Lethbridge, Alta., correspondence in Dept. of Customs relating to.	213
Banks, Shareholders in Chartered, of the Dominion of Canada, to Dec. 31, 1913.	6
Banks, unclaimed balances, &c., in ..	7
Barre, Etienne, Trudeau, Jos., of municipality of Chambly Basin, <i>re</i> petition of, to Minister of Justice.	214
Bergeron, J. G. H., Inquiring Commissioner—Report made by, <i>re</i> Dr. J. D. Pagé, Quebec, year 1913.	60
Bergeron, J. G. H., return showing date of appointment, salary, travelling expenses, number of investigations, &c.	77d
Bertrand, Mrs. C. F., Dionne, Arthémise, <i>re</i> purchase of land from, connection with works, &c.	232v
Boards of Conciliation, Report of for year 1913.	36a
Bonds and Securities, Statement of all since Dec., 1912.	39
Bonaventure Co., Que., Expenditure of public moneys in, since Oct., 1911, to Feb., 1914.	232(2s)
Blais, M. C., Documents <i>re</i> resignation from Govt. yards at St. Joseph de Sorel, and appointment of successor.	146

B

Bourinot, John C., Seizures made by, as Preventive Officer and Collector of at Port Hawkesbury, N.S., &c. ...	49a
Bourinot, John C., Return <i>re</i> telegrams, letters, &c., received or sent to, by Dept. Customs, during years 1895-6-7.	49
Boutillier's Island, Lunenburg Co., N.S., correspondence <i>re</i> tenders, accounts, &c., connected with.	163
Branch Lines of Ry. of I.C.Ry. <i>re</i> construction of into Co. of Guysborough, &c.	86a
Branch Lines Ry. of I.C.Ry. <i>re</i> documents respecting question of acquiring any or all of, also running rights over I.C.Ry.	117
Branch Lines of Ry. of I.C.R., Orange-dale to Cheticamp, in Inverness Co., N.S., Documents referring to.	117c
Bruce, Jas., <i>re</i> all documents connected with entry and cancellation of home- stead entry of.	110e
British Columbia, Indian Lands in, inquiry of N. W. White during 1912-1913 as Commissioner.	130
Breakwater at Green Point, Gloucester Co., N.B., <i>re</i> construction of a. .	165
Breakwater at Goulman's Point, Guysborough Co., N.S., correspondence <i>re</i>	232f
Breakwater at Blue Rock, Antigonish, N.S.	232v
Breakwater at Meat Cove, N.S., &c. }	
“ White Point, N.S., &c. }	
“ Mill's Harbour, N.S., &c.	
“ McLeod's, Ingonish, &c.	271
“ Breton Cove, N.S.	
“ Little Bras d'Or, N.S.	
“ Cape Dauphin, N.S.	
“ Point Anconi, N.S.	
“ Jamesville, N.S.	
“ at the Graff, Halifax, N.S.	232(2s)
Bhwagan Singh, a Sikh Priest, correspondence <i>re</i> the deportation of, &c.	267

C

Campbell, John, and Albert E. Milligan, correspondence <i>re</i> expropriation of lands of.	232(2k)
Canadian National Bureau of Breeding, Ltd., date of incorporation of, names, &c., of members of.	289
Chateauguay River, <i>re</i> damming of, number of employees on, wages, &c.	232q
Coal lands situated in 28-19, 27-18, 27-17 and 28-18, west of the Fourth Meridian.	110f
Coal in Canada, Report of Conservation Commission on conservation of.	210a
Customs, Report of Department of, year ended March 31, 1913.	11
Canadian Northern Railway Co.:— No. 1. Copy of trust deed, date 30th June, 1903, between, and British Empire Trust Co., &c.	269

C	
No. 2. Copy of trust deed, date 6th May, 1910, between, and British Empire Trust Co., &c.	269a
No. 3. Copy of trust deed, date 19th Nov., 1913, between Mackenzie, Mann, Ltd., and British Empire Trust Co., &c.	269b
No. 4. Statement of floating liabilities of Ry. Co.s in general title of Canadian Northern Ry. System.	269c
No. 5. Statement of securities pledged as collateral to Temporary Loans of Canadian Northern Ry. System.	269d
No. 6. Statement of Engineer's Estimate of cost of completing Canadian Northern Ry. System.	269e
Statement of Capital Stock authorized and issued of Companies set out in first schedule.	269f
Approximate estimate of betterments for six years of Canadian Northern Ry. System.	269g
Statement bearing on financing of Canadian Northern Ry. System to Dec. 31, 1913.	269h
Papers and Statements <i>re</i> Canadian Northern Ry. System, &c.	269i
Copy of trust deed dated Oct. 4, 1911, Canadian Northern Ry. to Guardian Trust Co., Limited, &c.	269j
List of Companies whose total stock is owned by Canadian Northern Ry. Co., &c.	269k
Further Statements bearing on financing of Canadian Northern Ry. System.	269l
Correspondence, telegrams, &c., from Premiers of Provinces of N.S., B.C., Alberta and Sask. <i>re</i> matter of aid.	269m
Copy of trust deed, Dec. 23, 1903, Lake Superior Terminals Co., Ltd., &c.	269n
Colonels, Honorary do, Lieut. do, <i>re</i> return showing number appointed by Minister of Militia since Oct. 11, to March 31, 1914.	218
Return <i>re</i> number of Honorary appointments to Military rank made by Minister of Militia, &c.	218a
Canal Statistics, season of Navigation, 1913.	20a
Canadian Forestry Association. Communications made by, to the Govt., &c.	45
Canadian Pacific Railway Strikes, Return <i>re</i> application for Board of Conciliation, &c.	62
Canadian Pacific Railway Coy, <i>re</i> lands sold by, year ended Oct. 1, 1913.	107
Canadian Pacific Railway, Copy of all contracts with Dept. Rys. with <i>re</i> joint station at the Palais, Quebec city.	114b
Chesley, Village of, South Bruce, <i>re</i> installation of letter boxes in, &c.	209
Civil Service Insurance Act, Statement <i>re</i> , for year ending March 31, 1913.	51
Civil Service, Superannuation and Retiring Allowances in, during year ending Dec. 31, 1913, &c.	52
Civil Service, Inside, Number of persons appointed, not passing exams., held in May and November each year.	104e

C	
Civil Service, for each Dept. of Civil Service, names, salaries, &c., of employees; also names, &c., not in Service, employed in any Dept., since Oct. 10, 1911; also names removed from office, &c.	104g
Civil Service, Number of Certificates asked from Civil Service Commission since March 31, 1913; number refused, and reason for, &c.	104h
Civil Service, List for 1913.	30
Civil Service Commission, Report of, for year 1913.	31
Commissioners appointed by Govt. since Oct. 10, 1911, Number of; names, amount paid, number still under pay.	115
Commissions created since Oct. 10, 1911, Return asking* for copy of; copy of evidence taken, report, &c., Commissions created since Oct. 12, 1911, Names and members of, purposes, salaries, &c.	91a 91
Country Harbour, Guysborough, Co., N.S., Survey of line of Ry. from, to Cape George, N.S.	86
Conference of Representatives of the Provinces held Oct., 1913, Minutes of, &c.	119a
Criminal Statistics, year ended Sept. 30, 1912 (Appendix to Report of Minister of Trade and Commerce for year 1912).	17
Cruiser, 'D.G., 'Margaret,' <i>re</i> the building of; contract price, names of tenderers, &c.	215
Criminals released from parole from Penitentiaries, &c., year ended Mar. 31, 1913, &c.	274
Car Ferry Service between Mainland and P. E. Island, Correspondence, &c., <i>re</i>	121a
Canadian Contracting Coy, showing names of promoters and powers given to Company, by letters patent.	194
Cape Breton Railway, <i>re</i> purchasing of by Govt., and building line from St. Peter's to Sydney and Louisbourg.	171
Canal, Soulages, Names of employees on, salary, date of hiring, &c.	127
Central Ry. Co. of Canada, <i>re</i> application of, for change of route, to Dept. of Rys. and Canals.	82
Central Ry. Co. of Canada, Annual Report by, to the Railway Dept.	136
Cimon, Hon. Mr. Justice, <i>re</i> amount of money received by, from 1890 to 1913, during time of connection with Kamouraska.	280
Chartered Banks in Canada in liquidation since Confederation, Number of; date in each case, &c.	183
Citizens of the United States, how many employed by Govt. since Nov. 1, 1911.	94
Chemical Manure, <i>re</i> report of Geo. Lafontaine respecting manufacturing of, during fiscal year.	223
Chinamen, Number of entering Canada in years 1911, 1912 and 1913.	196
Colpitts, Gustavus A., <i>re</i> detention at Rimouski on steamship in Sept., 1911, by officers of Govt., &c.	195

C

Combines Investigation Act, Board appt. under, to investigate United Shoe Machinery Co., Report.	154
Commissions, <i>re</i> each issued by Govt. since Oct. 10, 1911; Copy of Evidence, &c.	91b
Commissions formed by Govt. since Oct., 1911; names, occupations of Commissioners, &c.	91c
Commission for purpose of beautifying Ottawa city and vicinity, Correspondence <i>re</i> , &c.	91d
Commissions created by legislation or Orders in Council since Oct. 12, 1911, Members of, &c.	91e
Commission of N. W. White to inquire into Indian Lands in British Columbia.	139
Commission to investigate the cost of living, copy of O.C. appointing same.	132
Commissions appointed under Inquiries Act; number of since Oct. 1, 1911; names of Commissioners, &c.	91f
Constitutional History of Canada, 1791-1818, Documents <i>re</i> , &c.	29c
Coteau Landing, Names of wharfingers at; number of vessels moored at, &c.	250
Customs Tariff Act, &c., Correspondence <i>re</i> temporary suspension of, <i>re</i> wire rods, &c.	116
Customs Act, Copy of Orders in Council since June, 1914, altering rates of duties existing under, &c.	156
Customs Building in Village of Chesley, South Bruce, Documents <i>re</i> , &c.	232(2h)

D

Dairy and Cold Storage, Report of Commissioner of, for year ending March 31, 1913.	15a
Distilled Water, &c., Amount paid for, in Ottawa by Govt. since Jan. 1, 1912, to March 1, 1914, also cost per day.	217
Dominion Lands, Order in Council <i>re</i> , between Oct., 1912, and Nov. 30, 1913, Forest Reserves Park Act.	110
Dominion Lands, Orders in Council <i>re</i> , between Oct. 1, 1912, and Nov. 30, 1913.	110c
Dominion Lands Regulations <i>re</i> disposition of, from Oct., 1911, to Jan., 1912, &c.	43
Dominion Police Force, Average number of men employed on; travelling expenses, &c.	112
Dorchester Penitentiary, <i>re</i> vacancy of Deputy Warden, and appt. of successor to Mr. A. B. Pipes, &c.	174
Dredging operations in British Columbia.	101
Dredging at Bathurst Harbour, N.B., relating to, done on bar, seasons of 1910, 1911, 1912, 1913.	170
Dredging at Bathurst Harbour, N.B., <i>re</i> all tenders for, and contracts awarded.	170a
Dredging at Bathurst Harbour, N.B., Correspondence <i>re</i> deposit of sand, &c., dumped into S.W. channel.	179b
Dredging at Bonaventure River, all documents, &c., connected with.	232e

D

Dredging, Nova Scotia Dredging Co., <i>re</i> dredging performed by, or other companies, at Jeddore, N.S.	232l
Dredging in Harbour of St. John, N.B., or tributaries, Number of firms or persons engaged in, since Oct. 1, 1911.	232n
Dredging in Harbour and River, St. John, N.B., Number of tug boats engaged in connection with, since Sept. 21, 1911.	232p
Dredging of Des Prairies River, all documents <i>re</i> , &c.	232(2a)
Dredging operations carried on in Bonaventure Co. in 1913.	232(2g)
Dredging operations at Port Elgin, N.B., all documents relating to, &c.	232(2p)
Dredging, Surrender of contract for, in Miramichi Bay, N.B., by A. & R. Loggie.	232(2t)
Dry-Dock, Specifications, tenders, &c., <i>re</i> proposed, at Lauzon, Que.	232d
'Destructive Insect and Pest Act,' Regulations under.	65
Desjardins, C. A. R., Postmaster at St. André de Kamouraska, <i>re</i> resignation of, &c.	78
Demers, Eugène, and Jos. Olivier, Claims of, against the I.C.Ry, &c.	85b
Deputy Ministers, Number of employees under each, &c., also salary of Customs Commissioner &c.	104i
Dog-Fish Reduction Works at Clark's Harbour, N.S., Cost of maintenance, receipts, &c., years 1910, 1911, 1912.	67
Duties, Remission and refund of, under section 92, Audit Act.	66
Dubisson, Arthur, <i>re</i> employment of, as Immigration Agent at Gravelburg, Sask.	77u
Duchemin, H. P., Return <i>re</i> date of appointment, number of investigations held since, &c.	93f
Duchemin, H. P., Return <i>re</i> expenditures by I.C.Ry. in connection with inquiries held by.	33g
Dismissals:—	
Return <i>re</i> dismissal of Horace Rindress, Quarantine Medical Officer, North Sydney, N.S.	44
Return <i>re</i> dismissal of A. T. Doucett, Postmaster and Collector of Customs at Salmon River, Digby Co., N.S.	44a
Return <i>re</i> dismissal of Alex. Bourque, Storm Signal Agent at Bonaventure, Que.	44b
Return <i>re</i> dismissal of Patk. Conway, Lightkeeper, White Head Island, N.S.	44c
Return <i>re</i> dismissal of Capt. Wm. Smith, Coxswain, Lifeboat at Shelburne, Co., N.S.	44a
Return <i>re</i> dismissal from Public Offices, Co. of Kings, N.S., since Oct. 11, 1911.	44e
Return <i>re</i> dismissal of Jos. E. A. Landry, Lighthouse keeper, St. Omer, Que., Copy of charges against.	44f
Return <i>re</i> dismissal of Colin McIsaac, Preventive Officer at Port Hood, N.S.	44g

D

Return <i>re</i> dismissal of Mr. Pesho, Postmaster at Kent Bridge, Ont.	44h
Return <i>re</i> dismissal of John F. Reeves, Postmaster at Mulgrave, N.S.	44i
Return <i>re</i> dismissal of Havelock Mc- Leod, Postmaster at Big Intervale, Inverness Co., N.S.	44j
Return <i>re</i> dismissal of S. Lapointe, Postmaster, St. Eloi, Témiscouata Co., Que.	44k
Return <i>re</i> dismissal of Wm. Bow, Postmaster at Winchester Village, Dundas Co., Ont.	44l
Return <i>re</i> dismissal of Mrs. Ellen O'Neill, Postmistress at O'Neill's P.O., Westmorland Co., N.B.	44m
Return <i>re</i> dismissal of Alex. Labil- lois, Postmaster at Miguasha.	44n
Return <i>re</i> dismissal of Madame Z. Narcotte, Postmistress, Nouvelle West, Bonaventure Co., Que.	44o
Return <i>re</i> dismissal of Jos. Venault, Postmaster at Guay, Co. of Lévis, Que.	44p
Return <i>re</i> dismissal of Postmaster at Osage, Sask., and appointment of successor, &c.	44q
Return <i>re</i> dismissal of Geo. Taylor, Postmaster at Bickerton, N.S.	44r
Return <i>re</i> dismissal of Mlle Paul- hus, Postmistress, Point St. Vic- toire, Que.	48s
Return <i>re</i> dismissal of Perker S. Hartt, Postmaster at South Man- chester, N.S.	44t
Return <i>re</i> dismissal of Chas. L. Gass, Postmaster at Bayfield, N.S., also copy-of evidence, &c.	44u
Return <i>re</i> dismissal of Madame Bel- zil, Postmistress at St. Octave, Co. of Rimouski, Que.	44v
Return <i>re</i> dismissal of John McDon- nell, Postmaster at Essex, Inver- ness Co., N.S.	44w
Return <i>re</i> Jas. Bain, Postmaster of Ninga P.O., Ninga Manitoba.	44x
Return <i>re</i> dismissal of Wm. McKin- non, Postmaster at Erinville, Guysborough, N.S.	44y
Return <i>re</i> dismissal of J. N. Clou- tier, Postmaster at St. Benoit Lake, Beauce Co., Que.	44z
Return <i>re</i> dismissal of Mrs. Weave, Postmistress at Coal Creek, Queen's Co., N.B.	44(2a)
Return <i>re</i> dismissal of Postmasters in Bonaventure Co., by present Government, &c.	44(2b)
Return <i>re</i> dismissal of Alex. Fraser, Postmaster at Fraser's Grant, An- tigonish Co., N.S.	44(2c)
Return <i>re</i> dismissal of all public offi- cers by present Government in the district of Portneuf, &c.	44(2d)
Return <i>re</i> dismissal of the Postmas- ters in Co. of Two Mountains, &c.	44(2e)
Return <i>re</i> dismissal of Thos. Chalm- ers McLean, Postmaster at Ivera, North Cape Breton and Victoria, N.S.	44(2f)
Return <i>re</i> dismissal of C. P. Blan- chard, Postmaster at Truro, N.S.	44(2g)

D

Return <i>re</i> dismissal of Samuel At- wood, Atwood's Brook, Shelburne Co., N.S.	44(2h)
Return <i>re</i> dismissal of Postmasters in Co. of Berthier, since 21st Sep- tember, 1911, &c.	44(2i)
Return <i>re</i> dismissal of Wilfrid Pelle- marre, Postmaster at Hervey Junction, County of Portneuf.	44(2j)
Return <i>re</i> dismissal of Rufus D. Cor- rigan, Postmaster at Sand Point, Guysborough Co., N.S.	44(2k)
Return <i>re</i> dismissal of Daniel Dun- lop, Postmaster at New Campbell- ton, North Cape Breton, N.S.	44(2l)
Return <i>re</i> dismissal of Duncan Cam- eron, Postmaster, Craigmore, In- verness Co., N.S.	44(2m)
Return <i>re</i> dismissal of Angus Cam- eron, Postmaster at Fairlight, Sask.	44(2n)
Return <i>re</i> dismissal of M. Sauriol, Postmaster, Port Janvier, Co. of Terrebonne.	44(2o)
Return <i>re</i> dismissal of Donald John- ston, Postmaster, Leitch's Creek; changes made in names of Leitch's Creek, &c.	44(2p)
Return <i>re</i> dismissal of Jas. McLees, Postmaster at Bishop's Mills, Grenville Co., Ont., &c.	44(2q)
Return <i>re</i> dismissal of Mrs Sara C. Rankin, Postmistress at S. W. Ridge, Mabou, N.S.	44(2r)
Return <i>re</i> number of dismissals from public service in County of Cumberland, N.S., from June 23, 1896, to September 21, 1911, &c.	44(2s)
Return <i>re</i> dismissal of all employees in Co. of Three Rivers, and St. Maurice, since Oct. 15, 1911, to April, 1913.	44(2t)
Return <i>re</i> number of dismissals by present Govt. in constituency of Regina, up to Dec. 10, 1912.	44(2u)
Return <i>re</i> dismissal of all public offi- cers by present Govt. in Co. of Kamouraska, names, duties, &c.	44(2v)
Return <i>re</i> dismissal of all public offi- cers by present Govt. in Co. of Prince, P.E.I., up to Feb. 10, 1913, &c.	44(2w)
Return <i>re</i> dismissal of all public offi- cers by present Govt. in Strath- cona Riding, to Dec. 10, 1912.	44(2x)
Return <i>re</i> dismissal of all public offi- cers by present Govt. in Saltcoats Riding, to Dec. 10, 1912.	44(2y)
Return <i>re</i> dismissal of all public offi- cers by present Govt. in Co. of Champlain since Oct. 15, 1911, to April, 1913.	44(2z)
Return <i>re</i> dismissal of all public offi- cers by present Govt. in Co. of Cumberland, N.S., since Oct. 11, 1911, to March 3, 1913.	44(3a)
Return <i>re</i> dismissal of all public offi- cers by present Govt. in Co. of Westmorland, N.B., since Oct. 1911, to Feb. 3, 1913.	44(3b)
Return <i>re</i> dismissal of all public offi- cers by present Govt. in Co. of Annapolis, N.S., since Oct., 1911, to Mar. 3, 1913.	44(3c)

D

Return <i>re</i> dismissal of all public officers by present Govt. in Co. of Nicolet, since Oct., 1911, to April 28, 1913.	44(3d)
Return <i>re</i> dismissal of all public officers in constituency of Victoria, Alta., to 29th Jan., 1913, &c. . . .	44(3e)
Return <i>re</i> dismissal of all public officers by present Govt. in Co. of Shelburne and Queens, N.S. . . .	44(3f)
Return <i>re</i> number of Postmasters dismissed in County of Antigonish, N.S.	44(3g)
Return <i>re</i> dismissal of Dr. Freeman O'Neill, Port Physician, Louisburg, C.B., N.S.	44(3h)
Return <i>re</i> dismissal from public offices by present Govt. in County of Digby, N.S., since Oct. 11, 1911, to Mar. 3, 1913.	44(3i)
Return <i>re</i> dismissals from public offices by present Govt. in Co of Queens-Shelburne, N.S., since Oct. 11, 1911, to date.	44(3j)
Return <i>re</i> dismissals from public offices by present Govt. in city of Quebec, Dept. of Rys. and Canals and others.	44(3k)
Return <i>re</i> dismissals from public offices by present Govt. in Co. of L'Assomption, Que., &c.	44(3l)
Return <i>re</i> dismissals from public offices by present Govt. from each Dept., names, P.O. address, since Oct. 11, 1911.	44(3m)
Return <i>re</i> dismissals from public offices by present Govt. in Co. of Digby, N.S., since Oct. 11, 1911, to Mar. 3, 1913.	44(3n)
Return <i>re</i> dismissal of Phileas Habel, Lightkeeper, St. Louis de Lotbinière, Co. of Lotbinière, Que. . .	44(3o)
Return <i>re</i> dismissal of Fishery Overseer Migneault at Seven Islands, and appt. of Elzéar Levesque . .	44(3p)
Return <i>re</i> dismissals from public offices by present Govt. in Co. of Maskinongé since Oct. 11, 1911, to April 28, 1913.	44(3q)
Return <i>re</i> dismissals from public offices by present Govt. in Co. of Kings, N.S., since Oct. 11, 1911, to Mar., 1913.	44(3r)
Return <i>re</i> dismissals from public offices by present Govt. in Co. of Colchester, N.S., since Oct. 11, 1911, to Mar. 3, 1913.	44(3s)
Return <i>re</i> dismissals from public offices by present Govt. in Co. of Hants, N.S., since Oct. 11, 1911, to Mar. 3, 1913.	44(3t)
Return <i>re</i> dismissal of Miss Eugénie Dorion from office of P. O. Inspector, Quebec, &c.	44(3u)
Return <i>re</i> dismissal of Jas. R. Laing, Postmaster, Liscombe, N.S., &c. .	44(3v)
Return <i>re</i> dismissal of A. L. Desève, Officer in charge of Fish Hatchery, Magog, Que., &c.	44(3w)
Return <i>re</i> dismissal of Jas. T. Richardson, Sub-Collector of Customs, Humboldt, Sask.	44(3x)
Return <i>re</i> dismissals from public offices in constituency of Regina, names, &c., to Dec. 10, 1912. . .	44(3y)

D

Return <i>re</i> dismissal of Mr. Hicks from Customs Service, Bridgetown, N.S., &c.	44(3z)
Return <i>re</i> dismissal of Ralph Harris, Sub-Collector of Customs at Pelee Island, Ont.	44(4a)
Return <i>re</i> dismissal of Aylmer Orton, Customs Officer at Windsor, Ont. .	44(4b)
Return <i>re</i> dismissal of Fredk. Forster, Sub-Collector of Customs, Kingsville, Ont.	44(4c)
Return <i>re</i> dismissal of Andrew Darragh, Immigration Officer at Windsor, Ont., &c.	44(4d)
Return <i>re</i> dismissal of John Halstead, Immigration Officer at Windsor, Ont., &c.	44(4e)
Return <i>re</i> dismissal of Napoléon Daigle, Lightkeeper at Barre-à-Boulard, St. Louis de Lotbinière, Que.	44(4f)
Return <i>re</i> dismissals from public offices by present Govt. in Co. of Cumberland, N.S., from June 23, 1896, to Sept., 1911.	44(4g)
Return <i>re</i> dismissal of Jas. H. Smart, Postmaster at Kingsville, Ont., &c. .	44(4h)
Return <i>re</i> dismissal of John A. Roy, Postmaster at Maitland, Co. of Hants, N.S.	44(4i)
Return <i>re</i> dismissal of Thomas Nelson, Postmaster at Scotch Village, Co. of Hants, N.S.	44(4j)
Return <i>re</i> dismissal of Albert McHeffey, Postmaster, Shubenacadie, N.S.	44(4k)
Return <i>re</i> dismissal of C. Stewart, McPhee, Postmaster at Enfield, Hants Co., N.S.	44(4l)
Return <i>re</i> dismissals from public offices by present Govt. in Westmorland Co., N.B., since Feb. 1, 1913, to Feb. 2, 1914.	44(4m)
Return <i>re</i> dismissal of D. Dishaw, employee of Marine Shipyard at Prescott, Ont.	44(4n)
Return <i>re</i> dismissal of A. Michael Russell, caretaker drill hall, Windsor N.S.	44(4o)
Return <i>re</i> dismissal of Mr. A. Goyette, Postmaster at St. Valerien de Milton, Shefford, Que., &c. .	44(4p)
Return relating to investigation <i>re</i> charges against P. D. Bourdage, Lightkeeper, Bonaventure Point, Que., &c.	44(4q)
Return relating to investigation <i>re</i> charges against Louis Bujold, Lightkeeper, Carleton Pt., by W. S. Montgomery and others. . . .	44(4r)
Return <i>re</i> dismissal of Mr. Shinbine, Caretaker Immigration Hall, Edmonton, &c.	44(4s)
Return <i>re</i> dismissal of Mr. Webster, Immigration Agent at Edmonton, &c.	44(4t)
Return <i>re</i> dismissal of Jacob Mohr, Interpreter at Immigration Agency, Edmonton.	44(4u)
Return <i>re</i> dismissal of P. Tompkins, Dominion Lands Agent at Girouard, &c., also name of successor.	44(4v)

D	D
Return <i>re</i> dismissals of Inland Revenue Dept., Bonaventure Co., since Jan. 1, 1913, to Feb. 3, 1914, also appointments.	44(4w)
Return <i>re</i> dismissal of Mr. Arthur Dupuis, Postmaster at Pontbriand, Megantic Co., &c.	44(4x)
Return <i>re</i> dismissal of Jos. Serguis Archambault, Postmaster of Town of Terrebonne, also appt. of successor.	44(4y)
Return <i>re</i> dismissal of Martin Lanigan, Postmaster, Sexton, Co. of Kent, N.B., minutes of evidence <i>re</i>	44(4z)
Return <i>re</i> dismissal of Felix Raymond, Postmaster, Ste. Scholastique Village, Que.	44(5)
Return <i>re</i> Sub-Lands Agency at Gravelbourg, Saskatchewan	44(5b)
Return <i>re</i> dismissal of all public officials by present Govt. in Co. of Kings, N.S., &c.	44(5c)
Return <i>re</i> dismissal of Postmaster at Ainslie Green, Inverness Co., N.S., and appt. of successor.	44(5d)
Return <i>re</i> appointment of a Postmaster at Upper Ohio, Shelburne Co., N.S., &c.	44(5e)
Return <i>re</i> dismissal of Jos. H. Lefebvre, Postmaster, Howick Station, Chateauguay Co.	44(5f)
Return <i>re</i> dismissal of Postmaster at Alexander, Inverness Co., and appt. of successor, &c.	45(g)
Return <i>re</i> dismissal of N. H. McLeod, N. East Margaree, N.S., official of Geological Survey, &c.	44(5h)
Return <i>re</i> dismissal of M. Barry from Marine Dept. at Prescott, Ont.	44(5i)
Return <i>re</i> dismissal of W. Granton, Marine Dept. at Prescott, Ont.	44(5j)
Return <i>re</i> dismissal of Postmaster at Fletwode, Sask., also changing of said P.O.	44(5k)
Return <i>re</i> dismissal of all Postmasters and Postmistresses in the Co. of Westmorland, N.B., since Feb. 1, 1913, to Feb. 1, 1914, &c.	44(5l)
Return <i>re</i> dismissal of Postmaster of St. Henri de Lauzon, County of Lévis, &c.	44(5m)
Return <i>re</i> dismissal of Geo. Skates, Postmaster at Appin, Ont., &c.	44(5n)
Return <i>re</i> dismissal of Geo. J. Ryan and Chas. Hamlin, Canadian Customs Service, Newport, Vermont, U.S.	44(5o)
Return <i>re</i> dismissal of J. Shaver, employee of Marine Shipyard, Prescott, Ont.	44(5p)
Return <i>re</i> dismissal of R. Lunay, employee of Marine Shipyard, Prescott, Ont.	44(5q)
Return <i>re</i> dismissal of J. Slattery, employee of Marine Shipyard, Prescott, Ont.	44(5r)
Return <i>re</i> dismissal of J. Walsh, employee of Marine Shipyard, Prescott, Ont.	44(5s)
Return <i>re</i> dismissal of W. Gerts, employee of Marine Shipyard, Prescott, Ont.	44(5t)
	Return <i>re</i> dismissal of D. Boivard, employee of Marine Shipyard, Prescott, Ont.
	44(5u)
	Return <i>re</i> dismissal of G. Scott, employee of Marine Shipyard, Prescott, Ont.
	44(5v)
	Return <i>re</i> dismissal of J. Offspring, employee of Marine Shipyard, Prescott, Ont.
	44(5w)
	Return <i>re</i> dismissal of J. Hayes, employee of Marine Shipyard, Prescott, Ont.
	44(5x)
	Return <i>re</i> dismissal of P. Bélanger, employee of Marine Shipyard, Prescott, Ont.
	44(5y)
	Return <i>re</i> dismissal of L. Place, employee of Marine Shipyard, Prescott, Ont.
	44(5z)
	Return <i>re</i> dismissal of C. Kavanagh, employee of Marine Shipyard, Prescott, Ont.
	44(6a)
	Return <i>re</i> dismissal of J. Roche, employee of Marine Shipyard, Prescott, Ont.
	44(6b)
	Return <i>re</i> dismissal of J. McInnis, employee of Marine Shipyard, Prescott, Ont.
	44(6c)
	Return <i>re</i> dismissal of E. Scott, employee of Marine Shipyard, Prescott, Ont.
	44(6d)
	Return <i>re</i> dismissal of C. Wright, employee of Marine Shipyard, Prescott, Ont.
	44(6e)
	Return <i>re</i> dismissal of L. Lalonde, employee of Marine Shipyard, Prescott, Ont.
	44(6f)
	Return <i>re</i> dismissal of H. Birks, employee of Marine Shipyard, Prescott, Ont.
	44(6g)
	Return <i>re</i> dismissal of W. Jarvis, employee of Marine Shipyard, Prescott, Ont.
	44(6h)
	Return <i>re</i> dismissal of J. McDermott, employee of Marine Shipyard, Prescott, Ont.
	44(6i)
	Return <i>re</i> dismissal of Geo. L. Brown, Lightkeeper, Prescott Depot, Ont., &c.
	44(6j)
	Return <i>re</i> dismissal of J. Lane, employee Marine Shipyard, Prescott, Ont.
	44(6k)
	Return <i>re</i> dismissal of D. Perrin, employee Marine Shipyard, Prescott, Ont.
	44(6l)
	Return <i>re</i> dismissal of J. A. Mundle, employee Marine Shipyard, Prescott, Ont.
	44(6m)
	Return <i>re</i> dismissal of Postmaster of Parish of St. Lambert, County of Lévis, &c.
	44(6n)
	Return <i>re</i> dismissal of Postmasters in Bonaventure Co., from Jan. 1, 1913, to Feb. 1, 1914, &c.
	44(6o)
	Return <i>re</i> dismissal of Customs officials in Bonaventure Co., from Jan. 1, 1913, to Feb. 1, 1914, &c.
	44(6p)
	Return <i>re</i> dismissal of Postmasters in Albert Co., N.B., since Oct. 1, 1911, to Feb. 2, 1914.
	44(6q)
	Return <i>re</i> dismissal of public officials by present Govt. in Queens, Shelburne, Oct. 11, 1911, to Mar., 1913.
	44(6r)

D

Return <i>re</i> dismissal of public officials by present Govt. in District of Kamouraska, &c.	44(6s)
Return <i>re</i> dismissal of W. H. McKechnie, Dominion Lands Agent, Prince Albert, Sask., &c.	77i
Return <i>re</i> names, salaries, &c., of persons removed from different Depts. since Oct. 10, 1911, &c.	104b
Return <i>re</i> dismissal of Postmaster, Parish Notre Dame de Charny, Co. of Lévis, Correspondence, &c., <i>re</i>	44(6t)
Return <i>re</i> dismissal of Chas. S. Mélançon, Postmaster of Corberrie, Digby Co., N.S.	44(6u)
Return <i>re</i> dismissal of Gordon McDonald, Homestead Inspector, Grouard Land Agency, &c.	44(6v)
Return <i>re</i> dismissal of W. F. Slack, documents <i>re</i> suspension and reinstating of, &c.	44(6w)
Return <i>re</i> dismissal of Wm. Brunelle, Lightkeeper at Point à Citrouille, Champlain Co., Que., &c.,	44(6x)
Return <i>re</i> dismissal of Arthur Leveque, Lightkeeper at Grosse Isle, Que., Documents <i>re</i> , &c.	44(6y)
Return <i>re</i> dismissal of L. Phillipe Carignan, Lightkeeper, Champlain, Co. of Champlain, &c.	44(6z)
Return <i>re</i> dismissal of Dominique Levesque, Lightkeeper at Rivière Ouelle Wharf, Co. of Kamouraska, &c.	44(7a)
Return <i>re</i> number of dismissals by Govt. in Co. of Shefford, since Oct. 1, 1911, to Feb. 2, 1914, &c.	44(7b)
Return <i>re</i> dismissal of all public officers by present Govt. in District of Portneuf, &c.	44(7c)
Return <i>re</i> dismissal of Alex. W. Finlayson, Lightkeeper, St. Esprit Island, Co. Richmond, N.S., &c.	44(7d)
Return <i>re</i> dismissal of Lightkeeper of Cape Cove, County of Gaspé, investigation against, in 1911	44(7e)
Return <i>re</i> dismissal of Dan. Cormier, officer in the Life Saving Station at Eastern Harbour, N.S.	44(7f)
Return <i>re</i> dismissal of Ben. V. Willet, Lightkeeper at Point Duthie, Que., and appt. of successor	44(7g)
Return <i>re</i> dismissal of Postmasters in the Co. of Lévis since Sept., 1911, number reinstated who were dismissed by late Govt.	44(7h)
Return <i>re</i> dismissal of John A. McLellan, Lightkeeper at Fish Island, P.E.I.	44(7i)
Return <i>re</i> dismissal of Thos. LeBlanc, Postmaster of Allard, Bonaventure Co., &c.	44(7j)
Return <i>re</i> dismissal of Wm. E. Ehler, Lightkeeper, Queensport, N.S., expenses <i>re</i> investigation, &c.	44(7k)
Return <i>re</i> dismissal of Samuel Dickson, Postmaster at Seaforth, Ont., <i>re</i> investigation held, &c.	44(7l)
Return <i>re</i> dismissal of Chas. McPherson, Postmaster, North Riverside, Guysborough Co., N.S., &c.	44(7m)

D

Return <i>re</i> dismissal of Christian L. Ehler, Postmaster at Queensport, N.S., appointment of successor, &c.	44(7n)
Return <i>re</i> dismissal of Christian L. Ehler, Postmaster at Queensport, &c.	44(7o)
Return <i>re</i> dismissal of Jas. White, Postmaster at Sydney, B.C., <i>re</i> investigation held, &c.	44(7p)
Return <i>re</i> dismissal of Postmaster at Mount St. Patrick, South Renfrew; change in location of Post Office in.	44(7q)
Return <i>re</i> dismissal of Edwd. Dea, officer in charge of Lobster Hatchery, Port Daniel West, Que., &c.	44(7r)
Return <i>re</i> dismissal of A. C. Cameron, Mail Contractor of Fairlight, Sask., correspondence <i>re</i>	44(7s)
Return <i>re</i> dismissal of Geo. F. Payne, Postmaster at Granby, Que., appt. of successor, &c.	44(7t)
Return <i>re</i> dismissal of Postmasters in Co. of Portneuf, names of, number of investigations, &c.	44(7u)
Return <i>re</i> dismissal of Postmaster at Havre Boucher, N.S., correspondence <i>re</i> , and appointment of successor.	44(7v)
Return <i>re</i> dismissal of Wm. Campbell, Lightkeeper, wharf at New Richmond, and appt. of successor.	44(7w)
Return <i>re</i> number of dismissals of public employees in Co. of Westmorland, N.B., since Feb. 1, 1913, to Feb. 2, 1914.	44(7x)
Return <i>re</i> number of dismissals from Dept. Marine and Fisheries from Dec. 5, 1912, to April 14, 1913	44(7y)
Return <i>re</i> dismissal of J. R. Denison, Postmaster of Richmond, Que., and appt. of successor.	44(7z)
Return <i>re</i> dismissal of Arthur B Caldwell, Asst. Inspector Weights and Measures, Dist. of Quebec.	44(8a)
Return <i>re</i> dismissal of public officials in Co. of Annapolis, N.S., since Oct. 11, 1911, to March 3, 1913.	44(8b)
Return <i>re</i> dismissal of public officials in Prov. of P.E.I. by Govt., since Oct. 10, 1911, number of, &c.	44(8c)
Return <i>re</i> dismissal of Capt. J. Decoste, Mate and Craneman on dredge No. 6, during season of 1912.	44(8d)

E

Estimates of sums required, for year ending March 31, 1915.	3
Estimates, Supplementary, for year ending March 31, 1914.	3i
Estimates, Supplementary, for year ending March 31, 1915	4
Elections, General, &c., Resumé of, for 1896, 1900, 1904, 1908, 1911, and By-elections between July 11, 1896, and January 1, 1914.	18
Elections, By, &c., for House of Commons, for year 1913.	18a
Elmira Branch Ry., P.E.I., Total cost of, &c.	84

E

Employees of Depts. at Ottawa, and in all Provinces and Territories, inside and outside service, who have left their employment since Oct. 1, 1911, up to Jan. 10, 1912, names, &c.	164
" " "	104a
" " "	104b
" " "	104c
Exchequer Court of Canada, General Rules and Orders of, made on Sept. 24 and Dec. 13, 1913.	64
Express Statistics of Canada, year ended June 30, 1913.	20e
Expenditure to June 1, 1913, by present Govt., into alleged partizan conduct of officials, &c.	93a
Experimental Farms, Report of Director and Officers of year ending Mar. 31, 1913.	16
Experimental Farm at Ste. Anne de la Pocatière, Number of employees at, in years 1912, 1913, &c.	221
Experimental, Farm in Prov. of Quebec, <i>re</i> purchase of horses, cattle, &c., during 1913, expenses, &c.	297
External Affairs, Report of.	29e
Edmonton Power Co., <i>re</i> lease of power on Saskatchewan River, at Rocky Rapids, Alberta, &c.	80d

F

Flour and Grain, Quantities of, shipped from Port William to Port Arthur by vessel, 1912, &c.	46
Farm labourers and servants respectively, placed by Govt. Agents in 1912, 1913; where placed, &c.	182
Falmouth, Township Dyke, Hants Co., Expenditures, pay-lists, &c., on.	232f
Fair, Mrs. Marguerite, Postmistress of Black Cape, Que., Copy of charges against, &c.	207
Fairen, Frank, Evidence taken before Commissioner to inquire into charges against, of partisanship.	211
Falardeau, A. O., and Falardeau, C. N., Document <i>re</i> withdrawal of appeal in case of, in Supreme Court.	238
Farmers Bank, Correspondence <i>re</i> appointing Sir Wm. Meredith, Commissioner; letters <i>re</i> relief of shareholders, &c.	272
Ferry Service, Steam, between New Brunswick, Nova Scotia and P. E. Island, all correspondence appertaining to the proposed, for all seasons of the year.	121
Ferry Service, Car, between Mainland and P. E. Island, all documents, &c., <i>re</i> .	121a
Fenian Raid Volunteer Bounty, Report of Board of Inquiry <i>re</i> claims for Bounty in Province of Nova Scotia.	188
Fenian Raid Volunteer Bounty, List of applicants in N.S. whose claims are approved list of, in N.S. not yet considered, &c.	188a
Ferguson, John M., Correspondence <i>re</i> seizure of 11 horses belonging to, &c.	216
Fisher, Ward, of Shelburne, N.S., Inspector, <i>re</i> amounts paid to, for salary, expenses, &c., 1912-1913.	150

F

Fishery Hatchery at Port Daniel West, Report of operations at, for year 1913.	151
Fishing Pond at Margaree, Correspondence <i>re</i> men appointed at, &c.	164
Fish exported from Canada to United States, months of Oct., Nov. and Dec., 1913, and Jan., 1914, also 1912, 1913.	186
Fish, Transportation of, from Maritime Provinces to U.S., documents received by Dept. since Jan. 1, 1914.	264
Forestry Association, Canadian, Documents, <i>re</i> .	"
Fraser, Jos., <i>re</i> purchase of lands from, in connection with works at Cariboo Island, Pictou Co.	248
Friar's Head Boat Harbour, <i>re</i> expenditure of money at, by Simon P. Doucet, in 1912-13, and 1913-14.	232(2b)

G

Geographic Board, Report of.	25d
Gold River, Lunenburg Co., N.S., Correspondence <i>re</i> tenders, contracts, &c., for wharf at.	167
Governor General's Warrants issued since last session of Parliament on acct. 1913-14.	50
Government Public Buildings at Lunenburg, N.S., <i>re</i> supply of coal for, &c.	169
Government of Canada, showing cash on deposit to credit of, in last day of each month between April 1, 1913, and Dec. 31, 1913.	180
Government of Canada Loans placed by on London market in years 1912, 1913: date, copy of prospectus, price, &c.	181
Grazing Leases, Regulations <i>re</i> , of vacant Dominion Lands, &c.	149
Gravelburg, Immigration Hall at, documents <i>re</i> , since Jan., 1912.	232r
Grand Trunk Pacific Railway Co.:— Copy of protests of, against changes in grades from Winnipeg eastward, terminals at Quebec, &c.	134
Showing who were from incorporation, and who are the officers and directors of, amt. of capital stock, &c.	187
Estimates of cost <i>re</i> construction of Mountain Section of, &c.	293
Grain Commission, Copy of rules, regulations, &c., <i>re</i> hauling of grain, made by Commission to March 2, 1914.	241
Guysborough Co., N.S., <i>re</i> statement of salary and expenses of Commissioner Duchemin <i>re</i> investigations in.	93d

H

Harbour Commissioners of Montreal, Documents <i>re</i> proposed advances to, for 1914, 1915, 1916, 1917.	157
Harbour Commissioners of Quebec, Memo. of proposed improvements for 1914 out of advances to, &c.	158
Harbour Commissioners of Quebec, <i>re</i> construction by them of line of Ry. to connect Trans. Ry. with Union Station at the Palais.	178

H

Halifax Ocean Terminals, Names of owners from whom land has been expropriated for.....	172
Halifax Ocean Terminals, construction of Ry. from Bedford Basin to Halifax Harbour, in connection with Terminals.....	172a
Hantsport, N.S., re erection of public building at.....	232(2j)
Herald Publishing Co. of Halifax, re amounts paid by Govt. to, since Oct. 11, 1911.....	81e
Hudson Bay Railway, re provisions, supplies forwarded to Port Nelson during 1913 by Govt. connection with Terminals at.....	201
Hydrographic Survey, 1911-1912.....	25f

I

Inland Revenue, Reports, Returns and Statistics for year ended March 31, 1913:—	
Part I—Excise.....	12
“ II—Inspection of Weights and Measures.....	13
“ III—Adulteration of Food..	14
Indian Reserve at Sydney, N.S., re sale and transfer of, and removal of Indians therefrom.....	198a
Indian Titles, Report re presented to Superintendent General Indian Affairs, Aug. 20, 1909.....	47
Immigrants, Documents re mental, moral and physical inspection of all entering Canada.....	223
Internal Economy Commission, Report of, for 1912-1913.....	109
Interprovincial Conference, Copy of proceedings and resolutions adopted at last.....	119
Interprovincial Conference, Minutes of proceedings in Conference of Representatives of.....	119a
International Convention for safety of human life at sea, Copy of.....	129
Imperial Naturalization, Correspondence between Imperial Govt. and Govt. of Canada.....	111
Imperial Naturalization, Documents re passing of an Act in Great Britain and Dominions providing for.....	111a
Indian Affairs, Report of.....	27
Inspectors of Agents, Reports made by, re placing farm labourers, domestic servants, &c., in years 1912-13.....	290
Industrial Disputes of, 1913, between operators and employees in Coal Mines on Vancouver Island, also before or since 1913.....	147b
International Conference on safety of life at Sea, O.C. appointing representatives of Canada on, &c.....	129a
Industrial Disputes of 1913, between operators and employees in Coal Mines on Vancouver Island, also before or since 1913.....	147
Irish, Fred. R., Postmaster at Afton, N.S., Correspondence re charges against.....	78a
International Purity Congress, Report of Delegates appt. by Govt. of Canada to attend in November, 1913..	231

I

Intercolonial Railway:—	
Return re amounts of receipts and expenditures on, during months of April, May and June, 1913, also same re corresponding months of 1912; also working expenses, &c., for same periods.....	126
Total revenue of, during fiscal year 1912-1913, revenue east and west of Campbellton, N.B.....	126a
Names of persons from whom land has been expropriated, in connection with Dartmouth and Dean Settlement branch of.....	128
Documents re claim for damages from fire in Village of Hopewell, Pictou Co., N.S.....	85c
Electrical Branch at Moncton, conduct of John W. Gaskin and others, cost of inquiry into, &c..	93d
Documents re loss of horse killed on Sept. 10, 1913, property of John Roy, of Amqui.....	152
Re increase of freight on live stock carried over; tariff of May 1, 1913, compared tariff April, 1909.	153
Agreement, Copy of, between Canadian Govt. Rys. and C.P.Ry. Co. re freight and passengers between Halifax and St. John over I.C.Ry., making Halifax terminal port, &c.	155
Re any arrangement between, and C.P.Ry. in 1913, re hauling C.P. freight and passenger transit between St. John and Halifax.....	173
Re local minimum rate of freight, small parcels on, prior to Oct. 10, 1911, also present rate on same to Feb. 12, 1914.....	189
Re papers, plans, &c., re shortening of distance between Pictou and Port Mulgrave and bridge connection.....	197
Re purchase of quantity of coal for, in United States within past few months.....	199
Re time when I.C.Ry. called last for tenders for coal supply, also P.E.I. Ry.; number received, &c.....	199a
Re freight rates on flour, hay, oats, lumber, &c., between Bathurst, N.B., and Nepisiguit Junction, and other places, &c.....	200
Re purchase of property in Moncton owned by late P. S. Archibald, now occupied by General Supt. . .	202
Supplementary re property in Moncton owned by late P. S. Archibald, now occupied by General Supt. . .	202a
Freight rates under old tariff on fresh, dried and cured fish, molasses, &c., from Gloucester Jct. and Bathurst to St. John.....	203
Copy of all documents, &c., re proposed diversion of, from Linwood Station, through Linwood Cape Jack, &c.....	117d
Names of contractors, &c., for double-tracking, from Chaudière Curve to St. Romuald, Que., from Nelson to D. Junction, N.B.....	117e
Re elimination of present grades, replacing light bridges with heavier, and all reports thereon by F. P. Gutelius.....	117f

I

Re total earnings on Division 3, in connection with passenger traffic, years 1910, 1911, 1912, 1913...	126b
Re purchase of property in Moncton, N.B., formerly owned by late P. S. Archibald, &c...	202b
Re retirement of Amasa E. Killam, an official of...	229
Number of engineers employed at Moncton, and names of; number of formerly in employ of C.P.R., &c...	235
Rules, regulations re employees on I.C.R. and P.E.I.Ry...	242
All documents re refusal of Dept. to permit employees of Ry. to attend Militia Camp last year...	270
Bringing of, to ballast ground at Sydney, N.S., wharf at Sydney Mines, &c...	271
Number of passengers, tons of freight, total earnings, number of cars, &c., carried by C.P.Ry. over I.C.Ry. under agreement between said Rys., from Nov. 13, 1913, to March 31, 1914, &c...	283
Showing number of cars purchased in past six months, quantity, price, &c...	199b
Ice-breaker, Documents, &c., re construction of, by Canadian Vickers Co., of Montreal...	301
Immigration:—	
Reports re, made by C. F. McKinnon, F. A. McEchen, John A. McDougall, J. M. McDonald, Wm. Walkins, S. P. Fream and J. J. Walker, Special Agents, from Nova Scotia...	244
Names, duties, &c., of officials in both inside and outside services of, in 1911 and 1913...	42

J

Jackson, Mr. J. S., Correspondence, &c., re appt. of, Supt. of Govt. Shipyards at St. Joseph de Sorel...	69
Judges, Number of, retired since 1880, names, salaries, reasons for, &c...	284
Justice, Dept. of, Names of lawyers representing, in Dist. of Quebec since Sept. 21, 1911, &c...	237
Justice, Report of Minister of, for year ended March 31, 1913...	34

K

Karluk, Documents containing all information re charter, outfit, instructions, &c., of the stmr...	191
Kelly, Wm. J., all documents re imprisonment and proposed liberation of, &c...	302
Kingsport Pier, Kings Co., N.S., re amount of money spent on, during year 1913...	231(2e)
Kitsilano Indian Reserve, re purchase of, by Govt. from Province of British Columbia, &c...	219
Kraut Point Wharf, Lunenburg Co., N.S., re construction of, &c...	231(2d)

L

Lachine Canal, re cancellation of leases of water lots by Govt., dates of, names of lessees, &c...	80a
Lachine Canal, re cancellation of leases of water lots by Govt., length of time said leases were in force, &c...	80c
Labour, Report of Department of...	36
Land, Purchases of, made by Dominion of Canada since Confederation, &c...	30
Land, Purchases of, made by Dominion of Canada since supplementary return...	90a
Loans, Dominion, showing rates of interest paid on all, from 1890 to 1914...	225
Long Sault Development Co., re application of, to dam St. Lawrence River, &c...	79
Long Sault Development Co., Correspondence re application made by, &c...	79a
Lobster Fishery Regulations, New, by O. in C. of Mar. 25, 1914, in lieu of those of Sept. 30, 1910...	234
Long Beach, St. Marys, Digby Co., N.S., Correspondence, &c., re purchase of property for Lobster Pond at...	95
Lévis Co., Fees and disbursements paid to witnesses in, summoned by Commissioners in, &c...	93
Lévis, Quarantine Station at, contracts, &c., re purchase by Govt., July 29, 1913...	265
Leroux, Pacificque, re application for damages sustained by removal of bridges on Soulanges Canal...	120
Lingan Beach, South Cape Breton, N.S., re work done on, under H. D. McLean...	166
Liquor, Relating to, brought from outside of Canada into Territories by special permission, &c...	105
Library of Parliament, Report of Joint Committee on...	33
Lighthouse at Red Cape, Margaree Harbour, N.S., Correspondence re...	232g
Lingan Bar, N.S., Names of all employees on, wages, &c...	232k
Life-saving station at Cheticamp, N.S., documents, pay-rolls re, &c...	232m
Lighthouse at Grand Anse, Gloucester Co., N.B., re tenders received for...	232x
Live Stock, re purchase of, by Howard Corning, of Yarmouth, N.S., in the Maritime Provinces, &c...	295

M

Magdalen Islands, Documents re latest changes in Lobster Fishing Regulations at, &c...	205
Manitoba Water-powers...	25e
Marine and Fisheries:—	
Report of Dept. of, year 1912-1913 (Marine)...	21
Report of Dept. of, year 1912-1913 (Fisheries)...	22
Supplement to Forty-fifth Report of Dept. of (Steamboat Inspection)...	23
Margaree Harbour, N.S., re repairs to pier at, &c...	231x

M	
Margaree, N.S., Correspondence <i>re</i> supplying of coal to Lobster Hatchery at, years 1910-11, 1911-12, 1912-13, 1913-14.	206
Margaree, N.S., Correspondence <i>re</i> Sheer Dams on Margaree River, 1911-12, 1912-13.	232 (2v)
Meridian, Demarcation of, 141st degree of West Longitude, Joint Report Commissioners, &c.	106
Metapedia Road Cos. of Rimouski and Bonaventure, Documents <i>re</i> repairing of.	232o
Medical Inspection of Immigrants at port of entry in Canada.	98
Masinasin, Province of Alberta, documents, <i>re</i> location of P.O. in.	72
Miscellaneous Unforeseen Expenses, from April 1, 1913, to January 14, 1914, &c.	54
Militia:—	
Copies of General Orders promulgated to, period from Nov. 18, 1912, to Nov. 25, 1913.	59
Names, addresses, rank or occupation of persons accompanying Minister of, to Old Country and Europe in 1913.	143
<i>Re</i> transfer of lands by, to Harbour Commissioners of Montreal, &c.	239
Total amount paid for pensions by Dept. of, for year ending March 31, 1913, &c.	257
Correspondence between Dept. of, and Messrs. Macdonald and Montpetit <i>re</i> organization of 33rd Hussars.	258
Correspondence <i>re</i> land in Farnham, Que., for Military Camp ground.	259
Militia, Sydney, N.S., Documents <i>re</i> transportation of, over I.C.Ry. in year 1912.	97
Militia Council, Report of.	35
Moosejaw, City of, <i>re</i> purchase of lots 1 and 2, Block 125, Plan 96, in, for warehouse, by Government.	232 (2u)
Montagnais Band of Indians, <i>re</i> advances made to, through Agency of Seven Islands, Que.	287
Mira, Co. of Cape Breton, <i>re</i> petitions, &c., for subsidies for wharfs, &c., at.	96
Moravian Indians of the Thames, and Regulations of the Abenakis Indians of St. Francis, approved of by Govt., &c., on March 27, 1913, and April 21, 1913.	63
"Montfort," Stmr., Report <i>re</i> grounding of April 28, 1914.	278
Municipalities of Pictou, Guysborough and St. Mary's, Claim for refund of monies, &c.	85
Mails, <i>re</i> contract for carrying between Sherbrooke, Guysborough Co., N.S., and Moser's River, Halifax Co., N.S.	70
Mail Contract between Scotsburn Station and West Branch, River John, Pictou Co., N.S., year 1912.	70a
Mail Contract between Scotsburn Station and West Branch, River John, Pictou Co., N.S., since Oct. 1, 1911.	70b
Mail Contract, each one awarded, names and figures of tenderer, since Oct. 15, 1911, &c.	70c

M	
Mail Carriers, showing contracts cancelled or renewed by present Govt., in Co. of Two Mountains.	70d
Mail Contracts made between P. O. Dept. and party or parties, and cancelled before maturity, from Oct. 15, 1911, to Nov. 15, 1912.	70e
Mail Contract between Back Shore and Pictou, Co. of Pictou, N.S., since death of late contractor, D. G. McKay, in 1912.	70f
Mail Contract between P. O. Dept. and N. LeBlanc, for carrying of, between Carleton Centre and Carleton, &c.	70g
Mail Contract, <i>re</i> from Noël to Walton, Hauts Co., N.S., during 1913.	70h
Mails, Correspondence <i>re</i> carrying of, between Warkworth and Colborne, County of Northumberland.	70i
Mails, Correspondence <i>re</i> carrying of, between St. Francois Xavier de Brompton and Windsor Mills, Que.	70j
Mail Contracts cancelled in Nova Scotia since Oct. 10, 1911, names of contractors, &c.	70k
Mail Contracts cancelled in Co. of Pictou, N.S., since Oct. 1, 1911, names of contractors, &c.	70l
Mail Contracts, Documents <i>re</i> , between Tatamagouche and Brulé Shore, Colchester, N.S., during 1913.	70m
Mail Contracts and tenders received for carrying of, between Antigonish and Livingstone Cove, N.S.	70n
Mails, Correspondence on file <i>re</i> service of, and tenders received, between Antigonish and Livingstone Cove, N.S.	70o
Mails, Correspondence, &c., <i>re</i> service between Bridgetown, Port Lorne and Hampton, Parker's Cove, Annapolis Cove, N.S.	70p
Mails, Correspondence, &c., <i>re</i> contracts for carrying of, between Antigonish and Livingstone Cove, N.S., &c.	70q
Mails, names, amounts, to whom given of all tenders, in 1913, for mail routes in Co. of Shelburne, N.S., &c.	70r
Mails, Documents <i>re</i> contracts of, between Bridgetown and Port Lorne, Hampton and Parker's Cove, 1912.	70s
Mails, Copy of Contract for carrying of, between North Lochaber and Collegetown, for 1913.	70t
Mails, <i>re</i> tenders received for carrying of, between Merigonish and Malignant Cove.	70u
Mails, number of Contracts cancelled in County of Inverness since Sept. 1, 1911, to Mar. 19, 1914.	70v
Mails, Documents <i>re</i> renewal of contract with Geo. A. Stewart for carrying, between N. Lochaber and West Lochaber.	70w
Mails, Documents <i>re</i> increased mail subsidy agreed upon by Postmaster General and various Ry. Companies.	70x
Mails, Names of 82 tenderers for carrying of, between Baie St. Paul and Murray Bay, Co. of Charlevoix.	70y
Mail Contract between Pictou Post Office and Ry. Station, between Dept. and Peter Foley.	70z

M	N
<p>Mail Contract awarded to Christophe Leveque of St. Eleuthère, for carriage of, between St. Eleuthère and Sully. 70(2a)</p> <p>Mail lock patent, No. 151043, correspondence, application, &c., for. . . 74b</p> <p>Rural Mail service in Parish of Ste. Marguerite de Blairfindie, Co. of St. Johns and Iberville. 141c</p> <p>Rural Mail service in Co. of Quebec, what Parishes of said County, &c.. 141d</p> <p>Rural Mail route from New Glasgow, through Mount William, Granton and Amhercrombie, N.S.. . . . 141e</p> <p>Rural Mail service in Parish of St. Théodore d'Acton, Que.. . . . 141f</p> <p>Mail carriage between Canadian and European Ports, Agreement between Govt. and Stmr. Co.'s <i>re</i>. 282</p> <p>Mail carriage from Port Hood to S. West Port Hood, &c.. . . . 70(2c)</p> <p>Mail Contracts cancelled in Counties of Westmorland, Albert, King's, and Kent, N.B., since Oct. 9, 1911. . . 70(2d)</p> <p>Rural Mail Routes in Pictou Co., N.S., <i>re</i> establishment of, also number of P.O. closed. 141g</p> <p>Melville, Sask., <i>re</i> applications to Govt. for Post Office Building at. 292</p> <p>Montreal, <i>re</i> buildings, offices, &c., occupied by Govt., rented or otherwise. 291</p>	<p>New Carlisle, Bonaventure Co., <i>re</i> non-erection of public buildings in, &c. 232f</p> <p>Navy, Royal Canadian, Pensions or Gratuities to Officers of, &c., Copy of Order in Council <i>re</i>. 48</p> <p>Navy, Royal Canadian, Documents, &c., <i>re</i> death and burial at Montreal of Jos. LeBlanc, sailor on D.G.S. Canada. 144</p> <p>Naval Affairs, Correspondence respecting requests that vessels belonging to Navy be present at regattas or celebrations in 1912-1913. 227</p> <p>Naval Service, Report of Dept. of, for year 1913. 38</p> <p><i>Niobe</i>, Cruiser, Number of men on duty on, &c.. . . . 41</p> <p>Natural Resources, certain portions of King's Dominions, Interim Report of Royal Commission on. 135</p> <p>National Drop Forge Co., Ltd., showing names of promoters, powers held by, given by letters patent. . . . 193</p> <p>National Battlefields Commission, Receipts and Expenditures of, to March 31, 1914. 268</p> <p>Northeast $\frac{1}{2}$ 22-11-5-W. 3 M., Copy of all papers in connection with. . . 110h</p> <p>Northeast $\frac{1}{2}$ 22-11-5-W. 3 M., Supplementary papers in connection with. 110j</p> <p>Northwest $\frac{1}{2}$ Section 20-4, Range 16, West of 2nd Meridian. 110l</p> <p>North $\frac{1}{2}$ 1-3-16-W-2-M., Copy of all papers in possession of Dept. <i>re</i>. . 110m</p> <p>North Cape Breton and Victoria, South Cape Breton, Antigonish and Inverness, Names of witnesses in connection with investigations held by H. P. Duchemin in Counties of &c. 93b</p> <p>North Cape Breton and Victoria, South Cape Breton, Antigonish and Inverness, Names of witnesses in connection with investigations held by H. P. Duchemin in Counties of, &c., Supplementary <i>re</i>. 93e</p> <p>North Cape Breton and Victoria, South Cape Breton, Antigonish and Inverness, Names of witnesses in connection with investigations held by H. P. Duchemin in Counties of, &c., Supplementary <i>re</i>. 93h</p> <p>North Cape Breton and Victoria, Ry. extension into, Breakwaters, Wharfs, opening of Harbours in, &c.. . . . 271</p> <p>Northumberland, Dredge, Number of men employed on, at Pictou, in Jan., Feb. and March, 1913, &c.. . . . 233</p> <p>Nova Scotia, New Brunswick and P. E. Island, Memoranda <i>re</i> claims to representation, &c.. . . . 118a</p>
Mc	O
<p>McDougall, H. F., of Grand Narrows, N.S., Claim of, against the I.C.Ry. 85a</p> <p>McGillis, Jos., <i>re</i> suspension of, from Dept. of Customs, Ottawa. 220</p>	<p>Ontario Equipment Co., <i>re</i> Order of the House for production of sample of patent lock and key sold by, to P. O. Dept. 74</p> <p>Orders in Council, Copies of all, required by House under Resolution passed on February 20, 1882, since date of last Return under Resolution. 107a</p>
N	
<p>Newspapers in Canada, List of <i>re</i> advertisements in, by Govt., or Minister, Officer, or Dept., between Oct. 10, 1911, and April 28, 1913. . . . 81</p> <p>Newspapers in Canada, List of <i>re</i> advertisements in, by Govt., Oct. 10, 1906, of Oct. 10, 1907, up to Oct. 10, 1911. 81a</p> <p>Newspapers in Canada, List of <i>re</i> advertisements in, by Govt., between Oct. 10, 1906, and Oct. 10, 1907, and years up to 1911. 81b</p> <p>Newspapers in Canada, List of <i>re</i> advertisements in, by Govt., between Oct. 10, 1911, and April 28, 1913, amount paid. 81c</p> <p>Newspapers in Canada, List of <i>re</i> advertisements in, by Govt., between Oct. 10, 1906, and 1907, and years up to 1911. 81d</p> <p>Newspapers in Nova Scotia, Moneys paid to, during years 1912, 1913, and nature of service. 81f</p> <p>Newspapers in Canada, List of advertisements in, by Govt., between Oct. 10, 1911, and April 28, 1913. . 81g</p> <p>New London Branch of P.E.I. Railway, <i>re</i> copy of contracts, tenders, in connection with proposed. 179</p>	

O

Orders in Council, Return <i>re</i> those published in <i>Canada Gazette</i> between Oct. 1, 1912, and Nov. 30, 1913, in accordance with Dominion Lands Survey Act, Sec. 5, Chap. 21, 7-8 Edward VII.	110a
Orders in Council, Return <i>re</i> those published in <i>Canada Gazette</i> between Oct., 1912, and Nov. 30, 1913, in accordance with Sec. 77 of Dominion Act, Chap. 20, Statutes of Canada, 1908.	110b
Orders in Council under a Resolution passed on Feb. 20, 1882 since the date of last Return and Resolution.	110d
Order in Council, Copy of, No. P.C. 976 <i>re</i> Regulations governing the entry of Naval Cadets.	266
Order in Council, dated May 18, 1914, <i>re</i> the organization of a Naval Volunteer Force.	266a
Ottawa Improvement Commission, Receipts and Expenditures of, to March 31, 1913.	53
Ottawa City, Commission appointed for beautifying of, and vicinity, correspondence, &c., <i>re</i>	91d
Ottawa City, Correspondence between and Govt. <i>re</i> pure water supply for city and Govt. buildings.	175
Ouellette, Arsène, <i>re</i> death of, at Trois Pistoles, I.C.Ry., &c.	88

P

Public Accounts of Canada for year ended March 31, 1913.	2
Public Works, Report of Minister of, year ended March 31, 1913 (2 Vols.)	19
Public Health Service, Several Branches of: P. S. engaged in.	99
Public Printing and Stationery, Total number of employees in, on Feb. 1, 1914, increased wages, 1913.	104d
Public Land of Dominion, Number of acres of, given to Ry. Cos. by Govt., from 1878 to March, 1914, &c.	275
Patrol Boat <i>Davis</i> and Lobster Hatchery, Charges incurred by, season of 1912.	40
Parcel Boxes <i>re</i> Rural Boxes, Contracts for, &c.	224
Parcel Post Service, Regulations relating to.	103
Petroleum and Natural Gas rights, Disposal of, in Manitoba, Saskatchewan, Alberta, N. W. Territories, Yukon, &c.	148
Penitentiaries, Report of Royal Commission on, Evidence taken, &c.	252
Public Printing and Stationery, Report of 1913.	32
Private Secretaries of Members of Liberal Govt., names, salaries, grades, on Oct. 11, 1911.	139
Prince Edward Island, Memo. of special claim of, <i>re</i> representation in House of Commons.	118
Prince Edward Island, Nova Scotia and New Brunswick, Memo. <i>re</i> claims of.	118a

P

Provident Fund Board of the I.C.Ry. and P.E.I.Ry's employees, Return <i>re</i> proceedings of, from Jan. 1, 1912, to Feb. 2, 1914.	125a
Pure Bred Animals, <i>re</i> names and addresses of persons with whom pure bred animals have been placed.	294
Pure Bred Stallions or Bulls, Number of, purchased by Govt. for settlers in Man., Sask., and Alta., since Jan. 1, 1912.	296
Post Offices:—	
Masinasin P.O., Province of Alberta, <i>re</i> change in location, &c.	72
Moulin Basinet P.O., St. Jean de Matha, Co. of Joliette, <i>re</i> closing of.	73
Post Office Dept., regarding return for production of one sample of patented lock and key, &c.	74
Post Office Dept., Correspondence between, and Alleen Taschereau, avocat, <i>re</i> locks for mail bags.	74a
Post Office Dept., Correspondence between, and Messrs. A. de Macdonald, Elzéar Montpetit and others.	75
Documents <i>re</i> changes in Postmastership of Port Daniel Centre, Avignon, New Richmond, Black Cape, Que., &c.	75a
Documents <i>re</i> removal of the Post Office from store of Alex. Robertson, Red Point, P.E.I., &c.	75b
Documents <i>re</i> complaints against John A. Campbell, Postmaster, New Richmond, Que., &c.	75c
Correspondence between P.O. Dept., P.O. Inspector, St. John, N.B., and Postmaster at Kouchibouguac, N.B., <i>re</i> sale of stamps, &c.	76
<i>Re</i> new Post-Offices made in Co. of L'Islet, names of Postmasters, revenues and expenses, &c.	142
Appt. of Caretakers of P.O. at Rigaud, Que., &c.	77m
Number of persons appointed to Inside Service of, by present Govt., names, salaries, &c.	104f
Documents <i>re</i> opening of Post Office, named Giasson, Parish of St. Aubert, Co. of L'Islet.	142a
Building in Saskatoon, <i>re</i> purchase of a site for.	232h
Building in Halifax, Purchase of site for, on Gottingen Street.	232u
Post Office at Canning, N.S., <i>re</i> purchase of site for.	232w
Post Office in Village of Eganville, Correspondence <i>re</i> location and erection of.	232z
Post Office in Village of Eganville, Supplementary.	232(2f)
Post Office in Village of Eganville, <i>re</i> further supplementary, &c.	232(2g)
Postmaster General, Report of, for year ended March 31, 1913.	24
Pointe Cascades, <i>re</i> tearing down of houses and dependencies erected on Govt. grounds at, the property of L. A. Sauvé.	176
Population of Canada, Provinces and Territories, years 1871, 1881, 1891, 1901 and 1911, &c.	133

P	R
<p>Potatoes, Quantities and values of, imported, monthly during years 1911, 1912, 1913; countries from which imported. 217</p> <p>Potatoes, Quantities and values exported monthly from Provinces, from Sept. 1, 1911, to Jan. 1, 1914, &c. 217a</p> <p>Pictou Bank, Documents <i>re</i> incorporation and licensing of, also <i>re</i> winding up of business of, &c. 243b</p> <p>Plaunte, Arthur, Copy of O.C. appointing Commissioner <i>re</i> claims Atlantic Lake Superior Ry., &c. 279</p> <p>Plaunte, Arthur, Supplementary Return relating to, appointment of, &c. 279a</p> <p>Privy Council, Judicial Committee of, Documents generally respecting proposed changes of. 245</p> <p>Public Works:—</p> <p>Return <i>re</i> amount of expenditure in Counties of Rimouski and Gaspé since Oct. 11, 1911, &c. 232</p> <p>Return <i>re</i> amount of expenditure in Antigonish Co. since Oct. 11, 1911, &c. 232a</p> <p>Return <i>re</i> documents concerning proposed building and purchase of site for, at Bear River, N.S. 232b</p> <p>Return <i>re</i> expenditure on Mabou Harbour, in years 1911-12, 1912-13. 232c</p> <p>Return <i>re</i> specifications, tenders, &c., connected with proposed dry-dock at Lauzon, Que. 232d</p> <p>Public Building at Gravelburg, all documents in connection with, since Jan. 1, 1912. 232(2c)</p> <p>Public Building at Brantford, <i>re</i> all specifications and tenders pertaining to. 232(2d)</p> <p>Public Works in Richmond Co., N.S., all documents received from J. A. Gillies <i>re</i>. 232(2e)</p> <p>Post Office at Eganville, Renfrew Co., <i>re</i> location and erection of. 232f</p> <p>Public Works in Co. of Bonaventure since Oct. 10, 1911, to Feb. 2, 1914. 232o</p>	<p>Railway Commissioners, Board of, Copy of all decisions of, made on or after Oct. 10, 1911, <i>re</i> appeals from, &c. 124</p> <p>Railway Belt in B.C., Sale by Govt. of following lands in: Townships 23-24, R. 18; T. 23-24, R. 19; T. 24-25, R. 20, &c. 110k</p> <p>Rainy River Navigation Co., Claim of, against Govt. <i>re</i> operation of boats, season of 1911, &c. 63</p> <p>Radio-Telegraphy, Copy of Regulations governing, under Radio-Telegraph Act, 1913. 300a</p> <p>Radio-Telegraphy, Copy of Order in Council, No. P.C. 1386, <i>re</i> Regulations governing, &c. 300</p> <p>Restigouche River <i>re</i> projected Railway or Highway bridge over, at Campbellton, N.B., and Quebec. 103</p> <p>Rideau Canal, <i>re</i> permits to Clubs to erect boat houses on, between Laurier Ave., Bridge and Hartwell's Locks. 80b</p> <p>Rifle Range, near Souris, P.E.I., all documents connected with purchase of. 255</p> <p>Royal Society of Canada, Statement of affairs of, for year ended April 30, 1913. 55</p> <p>Royal Mail Steam Packet Co., Agreement between Govt. of Canada and, <i>re</i> British W. I. service. 113</p> <p>Royal Northwest Mounted Police, Report of. 28</p> <p>Royal Northwest Mounted Police, Report of Magisterial cases entered by. 28a</p> <p>Ross, Jean, or Joseph, of Amqui, Rimouski Co., <i>re</i> claim of, against I.C.R., for accident to horse, &c. 131</p> <p>Rowell, Newton W., <i>re</i> sums of money paid to, for legal services during past fifteen years. 223a</p> <p>Rowell, Newton W., <i>re</i> payments made by Govt. to, for legal services, &c. 288</p> <p>Roy, Hon. Judge, travelling expenses of, during years 1912, 1913 and 1914. 236</p> <p>Roy, Mrs. Marcelline, Complaints against, investigation into conduct of, &c. 71</p> <p>Railways and Canals, Report of Dept. of, for year ending March 31, 1913. 20</p> <p>Rural Mails, &c.:—</p> <p>Routes established in Co. of Bonaventure from Oct. 1911, to Feb. 2, 1914, &c. 141</p> <p>Tabulated Statement of Rural Mail Routes opened since 1911, number of boxes used, delivery, contracts, &c. 141a</p> <p>Number of Rural Mail Routes established in N.S., names, &c. 141b</p>
Q	S
<p>Quebec Oriental Ry. and Atlantic, Quebec and Western Ry., Correspondence, <i>re</i> acquisition of, by Govt. as branch lines of I.C.Ry., &c. 117a</p> <p>Quebec Harbour Commission, <i>re</i> construction of a line of Ry. to connect Trans. Ry. with Union Station at the Palais. 173</p> <p>Quebec Harbour Commissioners, Board of, <i>re</i> purchase of stone quarry by, at St. Nicholas, Que. 263</p>	<p>Shareholders in Chartered Banks to December 31, 1913. 6</p> <p>Seizures made by John C. Bourinot, as acting Preventive Officer and Collector of Customs for Port Hawkesbury, N.S., from 1884 to 1886, and from 1886 to 1898, also from 1898 to 1912. 49a</p>
R	
<p>Railway Statistics of Canada, year ended June 30, 1913. 20b</p> <p>Railway Commissioners, Board of, Report, year ending March 31, 1913. 20c</p> <p>Railway Commissioners, Board of, appeals from ruling, decisions, findings, &c., and action of P.C. 83</p>	

S

Section 36, East $\frac{1}{2}$ of, in Township 6, Range 8, West of Fourth Meridian, Correspondence, &c., <i>re</i>	61
Section 8-49-23-4, and S.W. $\frac{1}{4}$ of 7-49-28-4, Documents, &c., in Dept. of Interior <i>re</i>	61a
Shelburne, N.S., Reports, &c., <i>re</i> mail service from, to Jordan Bay and Jordan Ferry since Oct. 1, 1911	208
Shareholders Montreal City and District Savings Bank and La Caisse d'Economie de Notre-Dame de Québec, Statement of, as on December 31, 1913.	58
Scoles, G. R., <i>re</i> contract entered into by, for completion of Atlantic and Lake Superior Ry.	87
S.E. $\frac{1}{4}$ Section 16, Township 25, Range 5, West Fifth Meridian, Papers connected with, &c.	110f
S.W. $\frac{1}{4}$ 23-16-12, W. 3 M., Papers connected with, &c.	110g
Secretary of State, Report of.	29
Skinner's Pond, Proposed Harbour at, Surveys made for.	100
Skinner's Cove, N.S., Documents <i>re</i> payments made for, purchase of land at, year 1913.	230
Steamboat Inspection, Report of Dept. of Marine on, for fiscal year 1912-13	23
Steamship Service between Canada and West Indies, all documents <i>re</i> between May 1, 1913, to Dec., 1913.	286
Strikes in British Columbia coal mines, Correspondence <i>re</i> , also copy of all Orders in Council, &c.	147a
Stream Measurements, Report of.	25c
Sackville, N.B., <i>re</i> proposal to have spur line to connect public wharf at, with I.C.Ry., &c.	117b
Salisbury and Albert Railway, Annual Report made by, to the Ry. Dept.	137
Salmon Hatchery, Nepisiguit River, N.B., Copy of tenders for construction received, and contracts let.	145
Salmon Fishing in St. John River above tide water, Orders in Council, Documents <i>re</i> , &c.	163
Saturnia Stmr., Report of Commissioner on grounding of, April 28, 1914.	277
Senate, Opinion of Deputy Minister of Justice on increased representation in, of the Western Provinces	212
Senate, Copy of Resolution of Assembly of B.C., <i>re</i> increased number of Senators from said Province.	212a
Senate, Increased representation in, Copy of Assistant Deputy Minister on subject of.	212b
Senates or Upper Chambers in British Empire, or foreign countries, Information respecting constitution of.	246
Senates or Upper Chambers in British Empire, or foreign countries, Supplementary Return <i>re</i>	246a
Smelt Fishing licenses issued in Co. of Pictou, N.S., during past season, all correspondence, <i>re</i>	204
Smelt Fishing licenses issued in Co. of Pictou, N.S., during past season, all correspondence <i>re</i>	204a
Southampton Ry. Co., N.B., all documents, &c., relating to, Reports of Engineers, &c.	285

S

South Lake, Lakeville, Antigonish Co., <i>re</i> expenditures in 1913, at.	232(2i)
Steamship Service between St. John, N.B., and Bear River, N.S., during 1912, 1913, Memo. <i>re</i> , &c.	159
Smith, B. F., <i>re</i> cutting lumber on Tobique Indian Reserve, N.B., also amts. paid since Jan. 1, 1912.	198
Strikes and Lockouts from 1901 to 1912.	36b
'Stevens Dam,' across River Trent, Documents connected with power privileges relating to.	262
Stellarton, Town of, <i>re</i> purchase of site for public building in, &c.	232s
Steamer <i>Canada</i> , Memo. of subsidy paid to, and copy of reports made by proprietors of, season of 1913.	160
St. Peter's Indian Reserve, Instructions issued to C. P. Fullerton and Fawcett Taylor in reference to.	198b
St. Lin des Laurentides, <i>re</i> public building authorized in Estimates of 1911-12.	232i
St. Jean, Bank of, Banque Ville Marie, Banque Jacques Cartier, &c., <i>re</i> incorporation and licensing of.	243
St. Phillipe East and St. Phillipe West, <i>re</i> expenses of, since June 1, 1912, to Feb. 2, 1914.	276

T

Trade and Commerce, Report of, year ended March 31, 1913: (Part I—Canadian Trade).	10
(Part II—Canadian Trade with (1) France, (2) Germany, (3) United Kingdom, and (4) United States)	10a
(Part III—Canadian Trade with foreign countries, except France, Germany, the United Kingdom, and United States).	10b
(Part IV—Miscellaneous information).	10c
(Part V—Report of Grain Commissioners for Canada).	10d
(Part VI—Subsidized Steamship Services, Statistics, Traffic, &c., to Dec. 31, 1913, and Estimates for fiscal year 1914-1915.	10e
Part VII—Trade of Foreign Countries, Treaties and Conventions.	10f
Treasury Bills discounted since March 31, 1913.	57
Trade Unions, Return respecting, &c.	89
Telegraph or Telephone line from Baddeck, N.S., to Margaree, N.S., <i>re</i> construction of, by Govt.	232t
Telegraph Statistics of Canada, year ended June 30, 1913.	20f
Telephone Statistics of Canada, year ended June 30, 1913.	20d
Temporary Loans, Statement of, since March 31, 1913.	56
Temporary Loans, <i>re</i> total liability of, between May 1, 1913, and Dec. 31, 1913, rates of interest paid, &c.	122
Temporary Clerks, <i>re</i> number employed in Library in Sessions of 1911-12, and 1912-13, names, salary, &c.	162
Three Rivers, Return <i>re</i> investigations held in District of, since Oct. 15, 1911, to April, 1913.	92

T

Transcontinental Railway:—

- Return *re* changes made in original scheme for terminals at city of Quebec, &c. 114
- Return *re* correspondence between N. T.Ry. Commissioner and Minister of Rys., and between N.T.Ry. Commissioner and C.P.R. *re* terminals, &c. 114a
- Report of Royal Commission appointed to investigate construction of, evidence and exhibits, &c. . . . 123
- Copy of assignment by M. P. and J. T. Davis in Sept., 1909, of contracts Nos. 16 and 17 on, to O'Brien, Fowler & McDougall . . 123a
- Copy of contract with Jos. Gosselin, Locomotive and Car Shops at St. Malo, correspondence between Department and W. J. Press, M.E., or Chief Engineer *re* charge of price for excavation, &c. 123b
- Copy of original contract and amended one of Mr. Jos. Gosselin *re* car shops at St. Malo, Que. . 123c
- Copy of correspondence *re* appointment of Messrs. Lynch-Staunton and Gutelius as Commissioner *re*. . 123a
- Copy of Report of Geo. S. Hodgins, of New York, *re* Transcona Shops of N.T. Railway, of June 10, 1912. . 123e
- Copy of documents submitted *re* Sir Wm. White by Govt *re* Commission investigating Transcontinental Ry. 138
- Copy of agreements between, and the Canadian Northern Ry. for use of line by trains of Trans. Ry. to St. Malo. 177
- Copy of all documents *re* the intended construction of, from Pointe St. Claire, east of Quebec Bridge, &c. 123f
- Return *re* choice of site for station at Village of St. Eleuthère, on N.T.Ry., &c. 123g
- Return *re* Coaling Plants on N.T.Ry., number of, where constructed, names of tenderers, &c. 123h
- Report of Commissioners of, for 1913. 37
- Interim Report of, for 1913. . . . 37a
- Taschereau, Allyn, Que., Correspondence between, and P. O. Dept. *re* purchase of locks for mail bags. . . 74a
- Toronto Harbour Works, *re* letting construction of, &c. 232(2n)
- Towns in Prov. of Ontario having a population larger than town of Chesley, S. Bruce, number of, having letter boxes, &c. 192
- Trent Valley Canal, Correspondence *re* investigation by Mr. Ferguson concerning affairs of 190
- Trent Watershed Survey, Report of Commission of Conservation of Canada on. 210
- Trawling, Steam, correspondence since Oct., 1911, between Govt. of Canada and Govt. of United States. 226

U

- Unclaimed Balances, dividends unpaid, &c. 7

U

- United Shoe Machinery Coy, Report of Board appt. to investigate matters of. 154
- United States, Citizens of, employed by Government since October 11, 1911. . 94

V

- Veterinary Director General, Report of, year ended March 31, 1913. . . 15b
- Veterinary Inspectors employed by Govt. in slaughter houses, amt. of expenses of that branch of Dept. . . 222

W

Wharfs:—

- Expenditure of Govt. for Wharf at Whycocomagh. 231
- Re* expenditure on Wharf at Felitzen South, Lunenburg, N.S., &c. . . . 231a
- Re* expenditure on Wharf at South Gut, Victoria Co., by Govt. during summer of 1913. 231b
- Re* expenditure on Wharfs, Breakwaters, &c. in Co. of Yarmouth, N.S., since Oct., 1911. 231c
- Re* expenditure on Englishtown Wharf, Co. of Victoria, 1913. . . . 231d
- Re* expenditure on extension of Wharf at Finlay Point, Mabou, Inverness Co., year 1910-11. . . . 231e
- Re* expenditure on Wharf at Port Clyde, Shelburne, N.S. 231f
- Re* expenditure on construction of wharf at Finlay Point, Inverness Co., N.S. 231g
- Re* expenditure on construction of Wharf in Town of L'Assomption, Que. 231h
- Re* expenditure on construction of Wharf at Bear River, N.S., &c. . . 231i
- Re* expenditure for Public Wharf at Centreville, Shelburne Co., N.S. . . 231j
- Re* expenditure for Public Wharf at Sainte Croix, Lotbinière Co., Que. . 231k
- Relating to proposed Wharf at Little Cape and Great Shemogue Harbour, N.B. 231l
- Relating to construction of Wharf in Town of L'Assomption, Petitions for and against, &c. 231m
- Relating to expenditure on Wharf at Arichat, N.S., since Oct. 11, 1911. . 231n
- Relating to expenditure on Govt. Wharf at Croft's Cove, N.S., in 1911. 231o
- Relating to claim *re* Wharf at Bonaventure River, Bonaventure Co. . . 231p
- Relating to completion of Wharf at Ste. Croix, since Sept. 21, 1911, to March, 1914. 231q
- Relating to purchase of site for Wharf at Bear River, N.S. 231r
- Relating to expenditure on Hall's Harbour Wharf, N.S., 1913. 231s
- Relating to expenditure, &c., on Wharf at L'Île Verte, Co. of Temiscouata. 231t
- Relating to copy of pay-list of employees on Wharf to west of Rivière Verte, Temiscouata. . . . 231u
- Relating to completion of Wharf at Sainte Croix, Co. of Lotbinière. . . 231v

W	W		
<p>Relating to construction of Wharf at Cole Harbour, N.S. 231^u</p> <p>Relating to repairs on Pier at Margaree Harbour, N.S. 231^x</p> <p>Relating to construction of Feltzen South Wharf, N.S. 231^y</p> <p>Relating to building and repairing Wharf at Port Hood, N.S. 231^z</p> <p>Relating to expenditure of \$500 on Finlay Point Wharf, N.S., during 1913. 231 (2a)</p> <p>Relating to expenditure on Wharf at Arichat, N.S., for use of stmr. <i>Magdalen</i>. 231 (2b)</p> <p>Wheat, Quantities of, by grades received at elevators at Fort William. 102</p> <p>Wheat, Quantities of, by grades received at elevators at Fort William and Port Arthur, 1910-11, 1911-12. . 240</p> <p>Wheat, Freight charges on, from Fort William or Port Arthur to Canadian Lake Ports, by C. P. stmrs. and other lines, year 1912. 254</p> <p>Winnipeg River, <i>re</i> leases of water-powers granted on, dates, to whom, &c. 80</p>	<p>Wire Rods, Temporary suspension of, Dumping Clause of Act respecting, correspondence, &c. 116</p> <p>Woollen Industries, Number of, operated in the country, &c. 140</p> <p>Wright Co., Que., Memo. <i>re</i> sums of money spent in, by Govt. since Sept., 1911, &c. 161</p> <p>Wreck Commissioner, Dominion, Report <i>re</i> stmr. <i>Saturnia</i> grounding of, April 27, 1913. 277</p> <p>Wreck Commissioner, Dominion, Report <i>re</i> stmr. <i>Montfort</i>, grounding of, April 28, 1914. 278</p> <tr> <td colspan="2" rowspan="5" style="text-align: center;">Y</td></tr> <tr> </tr> <tr> </tr> <tr> </tr> <tr> </tr> <p>Yarmouth, Bank of, Documents <i>re</i> incorporating and licensing of, also <i>re</i> winding up. 243a</p> <p>Yarmouth Harbour, N.S., <i>re</i> removal of ice in, by C.G.S. <i>Stanley</i>, in Feb., 1914. 251</p> <p>Yarmouth, North, <i>re</i> Postmaster of, selling stamps out of jurisdiction. . 273</p> <p>Young, Captain Murdock, investigation held against, by Mr. Wilson, B.C. . 101a</p>	Y	
Y			

See also Alphabetical List. Page 1.

LIST OF SESSIONAL PAPERS

Arranged in Numerical Order, with their titles at full length; the dates when Ordered and when Presented to the Houses of Parliament; the Names of the Senator or Member who moved for each Sessional Paper, and whether it is ordered to be Printed or Not Printed.

CONTENTS OF VOLUME 1.

(This volume is bound in three parts.)

1. Report of the Auditor General for the year ended March 31, 1913. Volume I, Parts A to J, and Volume II, Parts K to U. Presented by Hon. Mr. Foster, January 28, 1914.
Printed for distribution and sessional papers.
1. Report of the Auditor General for the year ended March 31, 1913, Volume III, Parts V to Y. Presented by Hon. Mr. White, January 19, 1914.
Printed for distribution and sessional papers.

CONTENTS OF VOLUME 2.

2. The Public Accounts of Canada, for the fiscal year ended March 31, 1913. Presented by Hon. Mr. White, January 19, 1914.*Printed for distribution and sessional papers.*
3. Estimates of sums required for the service of the Dominion for the year ending March 31, 1915. Presented by Hon. Mr. White, January 29, 1914.
Printed for distribution and sessional papers.
- 3a. Supplementary Estimates of sums required for the service of the Dominion for the year ending March 31, 1914. Presented by Hon. Mr. White, March 20, 1914.
Printed for distribution and sessional papers.
4. Supplementary Estimates of sums required for the service of the Dominion for the year ending March 31, 1915. Presented by Hon. Mr. White, May 28, 1914.
Printed for distribution and sessional papers.
5. Further Supplementary Estimates of sums required for the service of the Dominion for the year ending March 31, 1915. Presented by Hon. Mr. White, June 9, 1914.
Printed for distribution and sessional papers.

CONTENTS OF VOLUME 3.

6. List of Shareholders in the Chartered Banks of the Dominion of Canada as on December 31, 1913. Presented by Hon. Mr. White, January 19, 1914.
Printed for distribution and sessional papers.

CONTENTS OF VOLUME 4.

7. Report on dividends remaining unpaid, unclaimed balances and unpaid drafts and bills of exchange in Chartered Banks of the Dominion of Canada, for five years and upwards prior to December 31, 1913. Presented by Hon. Mr. White, March 16, 1914.
Printed for distribution and sessional papers.

CONTENTS OF VOLUME 5.

(This volume is bound in two parts.)

8. Report of Superintendent of Insurance for year ended 1913. Presented by Hon. Mr. White, June 2, 1914.
Printed for distribution and sessional papers.
9. Abstract of Statement of Insurance Companies in Canada for the year ended December 31, 1913. Presented by Hon. Mr. White, June 2, 1914.
Printed for distribution and sessional papers.

CONTENTS OF VOLUME 6.

- 10.** Report of the Department of Trade and Commerce for the fiscal year ended March 31, 1913, Part I.—Canadian Trade. Presented by Hon. Mr. Foster, April 15, 1914.
Printed for distribution and sessional papers.
- 10a.** Report of the Department of Trade and Commerce, for the year ended March 31, 1913: Part II.—Canadian Trade with (1) France, (2) Germany, (3) United Kingdom, and (4) United States. Presented by Hon. Mr. Foster, January 22, 1914.
Printed for distribution and sessional papers.

CONTENTS OF VOLUME 7.

- 10b.** Report of the Department of Trade and Commerce for the fiscal year ended March 31, 1913: Part III.—Canadian Trade with Foreign Countries (except France, Germany, the United Kingdom and United States). Presented by Hon. Mr. Foster, April 15, 1914.
Printed for distribution and sessional papers.
- 10c.** Report of the Department of Trade and Commerce, for the fiscal year ended March 31, 1913: Part IV.—Miscellaneous Information. Presented by Hon. Mr. Foster, April 27, 1914*Printed for distribution and sessional papers.*
- 10d.** Report of the Board of Grain Commissioners for Canada. Presented by Hon. Mr. Foster, June 4, 1914.....*Printed for distribution and sessional papers.*

CONTENTS OF VOLUME 8.

- 10e.** Report of the Department of Trade and Commerce, for the fiscal year ending March 31, 1913: Part VI.—Subsidized Steamship Services, with Statistics showing Steamship Traffic to December 31, 1913, and Estimates for fiscal year 1914-1915. Presented by Hon. Mr. Foster, March 25, 1914.....*Printed for distribution and sessional papers.*
- 10f.** Report of Trade and Commerce for fiscal year ended March 31, 1913: Part VII.—Trade of Foreign Countries, Treaties and Conventions. Presented by Hon. Mr. Foster, 1914.
Printed for distribution and sessional papers.

CONTENTS OF VOLUME 9.

- 11.** Report of the Department of Customs for the year ended March 31, 1913. Presented by Hon. Mr. Reid, January 22, 1914.....*Printed for distribution and sessional papers.*

CONTENTS OF VOLUME 10.

- 12.** Reports, Returns and Statistics of the Inland Revenues for the Dominion of Canada, for the year ended March 31, 1913. Part I.—Excise. Presented by Hon. Mr. Nantel, January 19, 1914.....*Printed for distribution and sessional papers.*
- 13.** Part II.—Inspection of Weights and Measures, Gas and Electricity. Presented by Hon. Mr. Nantel, January 19, 1914.....*Printed for distribution and sessional papers.*
- 14.** Reports, Returns and Statistics of the Inland Revenues for the Dominion of Canada for the year ended March 31, 1913. Part III.—Adulteration of Food. Presented by Hon. Mr. Nantel, February 11, 1914.....*Printed for distribution and sessional papers.*
- 15.** Report of the Minister of Agriculture for the Dominion of Canada, for the year ended March 31, 1913. Presented by Hon. Mr. Burrell, January 22, 1914.
Printed for distribution and sessional papers.

CONTENTS OF VOLUME 11.

- 15a.** Report of the Dairy and Cold Storage Commissioner for the fiscal year ended March 31, 1913. (Dairying, Fruit, Extension of Markets and Cold Storage.) Presented by Hon. Mr. Burrell, May 5, 1914.....*Printed for distribution and sessional papers.*
- 15b.** Report of the Veterinary Director General for the year ending March 31, 1913. Presented by Hon. Mr. Burrell, February 2, 1914.. *Printed for distribution and sessional papers.*
- 16.** Report of the Director and Officers of the Experimental Farms for the years ending March 31, 1913. Presented by Hon. Mr. Burrell, April 7, 1914.
Printed for distribution and sessional papers.

CONTENTS OF VOLUME 12.

- 17.** Criminal Statistics for the year ended September 30, 1912. (Appendix to the Report of the Minister of Trade and Commerce, for the year 1912.) Presented by Hon. Mr. Foster, February 20, 1914.....*Printed for distribution and sessional papers.*

18. Résumé of General Elections of 1896, 1900, 1904, 1908 and 1911, and of By-Elections held between July 11, 1896 and January 1, 1914. Presented by Hon. r. Coderre, January 27, 1914.....*Printed for distribution and sessional papers.*
- 18a. Return of By-elections for the House of Commons of Canada, held during the year 1913. Presented by Hon. Mr. Coderre, January 27, 1914.
Printed for distribution and sessional papers.

CONTENTS OF VOLUME 13.

19. Report of the Minister of Public Works on the works under his control for the fiscal year ended March 31, 1913. Presented by Hon. Mr. Rogers, January 19, 1914.
Printed for distribution and sessional papers.

CONTENTS OF VOLUME 14.

20. Report of the Department of Railways and Canals, for the fiscal period from April 1, 1912, to March 31, 1913. Presented by Hon. Mr. Reid, March 20, 1914.
Printed for distribution and sessional papers.
- 20a. Canal Statistics for the season of Navigation, 1913. Presented by Hon. Mr. Reid, March 12, 1914.....*Printed for distribution and sessional papers.*
- 20b. Railway Statistics of the Dominion of Canada for the year ended June 30, 1913. Presented by Hon. Mr. Cochrane, January 29, 1914.
Printed for distribution and sessional papers.

CONTENTS OF VOLUME 15.

- 20c. Eighth Report of the Board of Railway Commissioners for Canada, for the year ending March 31, 1913. Presented by Hon. Mr. Cochrane, January 22, 1914.
Printed for distribution and sessional papers.
- 20d. Telephone Statistics of the Dominion of Canada, for the year ended June 30, 1913. Presented by Hon. Mr. Cochrane, February 10, 1914.
Printed for distribution and sessional papers.
- 20e. Express Statistics of the Dominion of Canada, for the year ended June 30, 1913. Presented by Hon. Mr. Cochrane, February 20, 1914.
Printed for distribution and sessional papers.
- 20f. Telegraph Statistics of the Dominion of Canada, for the year ended June 30, 1913. Presented by Hon. Mr. Cochrane, February 10, 1914.
Printed for distribution and sessional papers.

CONTENTS OF VOLUME 16.

21. Forty-sixth Annual Report of the Department of Marine and Fisheries, for the year 1912-1913.—Marine. Presented by Hon. Mr. Hazen, February 2, 1914.
Printed for distribution and sessional papers.
- 21b. List of Shipping issued by the Department of Marine and Fisheries, being a list of vessels on the Registry Books of the Dominion of Canada, on December 31, 1913. Presented by Hon. Mr. Hazen, May 1, 1914.....*Printed for distribution and sessional papers.*

CONTENTS OF VOLUME 17.

22. Forty-sixth Annual Report of the Department of Marine and Fisheries, 1912-13.—Fisheries. Presented by Hon. Mr. Hazen, January 19, 1914.
Printed for distribution and sessional papers.
23. Supplement to the Forty-sixth Annual Report of the Department of Marine and Fisheries for the fiscal year 1912-13.—Steamboat Inspection Report. Presented by Hon. Mr. Hazen, March 27, 1914.....*Printed for distribution and sessional papers.*

CONTENTS OF VOLUME 18.

24. Report of the Postmaster General, for the year ended March 31, 1913. Presented by Hon. Mr. Pelletier, March 12, 1914.....*Printed for distribution and sessional papers.*

CONTENTS OF VOLUME 19.

(This volume is bound in two parts.)

25. Annual Report of the Department of the Interior, for the fiscal year ending March 31, 1913.—Volume I. Presented by Hon. Mr. Roche, February 23, 1914.
Printed for distribution and sessional papers.

25. Annual Report of the Department of the Interior, for the fiscal year ending March 31, 1913.
—Volume II. Presented by Hon. Mr. Roche, March 9, 1914.
Printed for distribution and sessional papers.

CONTENTS OF VOLUME 20.

- 25c. Report of Progress of Stream Measurements, for the calendar year 1913, prepared under the direction of F. H. Peters, C.E., Commissioner of Irrigation. Presented by Hon. Mr. Roche, March 26, 1914.....*Printed for distribution and sessional papers.*
- 25d. Twelfth Report of the Geographic Board of Canada, for the year ending June 30, 1913. Presented by Hon. Mr. Roche, February 2, 1914.
Printed for distribution and sessional papers.

CONTENTS OF VOLUME 21.

- 25e. Manitoba Water-powers,
25f. Railway Belt Hydrographic Survey for 1911-1912. Presented, 1914.

CONTENTS OF VOLUME 22.

26. Summary Report of the Geological Survey, Department of Mines, for the calendar year 1912. Presented by Hon. Mr. Coderre, 1914.
Printed for distribution and sessional papers.
- 26a. Summary Report of the Mines Branch for the calendar year 1912. Presented 1914.
Printed for distribution and sessional papers.

CONTENTS OF VOLUME 23.

27. Report of the Department of Indian Affairs for the year ended March 31, 1913. Presented by Hon. Mr. Roche, January 27, 1914.....*Printed for distribution and sessional papers.*

CONTENTS OF VOLUME 24.

28. Report of the Royal Northwest Mounted Police, 1913. Presented by Hon. Mr. Borden, January 19, 1914.....*Printed for distribution and sessional papers.*
- 28a. Statement of Magisterial cases entered, and convictions obtained by the Royal Northwest Mounted Police in the Provinces of Alberta and Saskatchewan, the Yukon Territory and a portion of Manitoba, during the years 1909 to 1913. Presented by Hon. Mr. Borden, February 16, 1914.....*Not printed.*
29. Report of the Secretary of State of Canada for the year ended March 31, 1913. Presented by Hon. Mr. Coderre, February 9, 1914....*Printed for distribution and sessional papers.*
- 29a. Report of the Secretary of State for External Affairs for the year ended March 31, 1913. Presented by Hon. Mr. Borden, January 19, 1914.
Printed for distribution and sessional papers.

CONTENTS OF VOLUME 25.

- 29c. Documents *re* Constitutional History of Canada.—(Senate).
Printed for distribution and sessional papers.
- 29c. Public Archives.—Documents relating to the Constitutional History of Canada, 1791-1813, selected and edited with notes by Arthur G. Doughty and Duncan A. McArthur. Presented by Hon. Mr. Coderre, March 27, 1914.
Printed for distribution and sessional papers.

CONTENTS OF VOLUME 26.

30. The Civil Service List of Canada, 1913. Presented, 1914.
Printed for distribution and sessional papers.
31. Fifth Annual Report of the Civil Service Commission of Canada for the year ended August 31, 1913. Presented by Hon. Mr. Coderre, March 18, 1914.
Printed for distribution and sessional papers.
32. Annual Report of the Department of Public Printing and Stationery for the fiscal year ended March 31, 1913. Presented by Hon. Mr. Coderre, March 11, 1914.
Printed for distribution and sessional papers.

CONTENTS OF VOLUME 27.

33. The Report of the Joint Librarians of Parliament. Presented by the Hon. The Speaker, January 15, 1914.....*Not printed.*
34. Report of the Minister of Justice as to Penitentiaries of Canada, for the fiscal year ended March 31, 1913.....*Printed for distribution and sessional papers.*

CONTENTS OF VOLUME 27—Continued.

35. Report of the Militia Council for the Dominion of Canada, for the fiscal year ending March 31, 1913. Presented by Hon. Mr. Hughes, March 9, 1914.
Printed for distribution and sessional papers.
36. Report of the Department of Labour for the fiscal year ending March 31, 1913. Presented by Hon. Mr. Crothers, January 19, 1914....*Printed for distribution and sessional papers.*
- 36a. Sixth Report of the Registrar of Boards of Conciliation and Investigation of the proceedings under "The Industrial Disputes Investigation Act, 1907," for the fiscal year ending March 31, 1913. Presented by Hon. Mr. Crothers, January 19, 1914.
Printed for distribution and sessional papers.
- 36b. Report on Strikes and Lockouts in Canada, from 1901 to 1912. Presented by Hon. Mr. Crothers, January 19, 1914*Printed for distribution and sessional papers.*
37. Ninth Annual Report of the Commissioners of the Transcontinental Railway, for the year ended March 31, 1913. Presented by Hon. Mr. Cochrane, January 22, 1914.
Printed for distribution and sessional papers.
- 37a. Interim Report of the Commissioners of the Transcontinental Railway, for the nine months ended December 31, 1913. Presented by Hon. Mr. Cochrane, February 18, 1914.
Not printed.
38. Report of the Department of the Naval Service, for the fiscal year ending March 31, 1913. Presented by Hon. Mr. Hazen, January 22, 1914.
Printed for distribution and sessional papers.

CONTENTS OF VOLUME 28.

39. A detailed statement of all bonds or securities registered in the Department of the Secretary of State of Canada, since last return (4th December, 1912) submitted to the Parliament of Canada under Section 32 of Chapter 19, of the Revised Statutes of Canada, 1906. Presented by Hon. Mr. Coderre, January 22, 1914.....*Not printed.*
40. Return to an Order of the House of April 7, 1913, for a copy of all accounts, vouchers and charges incurred by and relating to the Lobster Hatchery and Patrol Boat *Davis* during the season of 1912, to December 31, 1912, with the names of the officers and crews, and the wages paid to each. Presented January 19, 1914.—*Mr. Kyte*.....*Not printed.*
41. Return to an Order of the House April 21, 1913, for a Return showing the names and the respective ranks and positions of the officers now on duty on the *Niobe* at Halifax, under the Department of Naval Affairs; the number of men now on duty as seamen or other like positions on the *Niobe*; the number of men dropped from the service on the *Niobe* since July 1, 1912; and if any efforts have been made to recruit men for the *Niobe* since July 1, 1912. Presented January 19, 1914.—*Mr. Macdonald*...*Not printed.*
42. Return to an Order of the House of May 12, 1913.—1. For a Return showing the respective names, duties and salaries of Officials of the Immigration Department of both Inside and Outside Service on March 31, 1911.
2. The respective names, duties and salaries of Officials of the Immigration Department of both Inside and Outside Service on March 31, 1913. Presented January 19, 1914.—*Mr. Oliver* *Not printed.*
43. Return to an Order of the House of February 24, 1913, for a copy of all regulations relating to the disposition of Dominion Lands made by the Minister of the Interior from October 12, 1911, to January 1, 1912, and of the regulations for the placing of half-breed scrip on homestead or other lands, made by the Minister of the Interior from October 12, 1911, to January 1, 1912. Presented January 19, 1914.—*Mr. Oliver*.
Not printed.
44. Return to an Order of the House of January 15, 1913, for a copy of all charges, correspondence, letters, telegrams and other documents relative to the dismissal of Horace Rindress, Quarantine Medical Officer at North Sydney, in the Riding of North Cape Breton and Victoria, and of the evidence taken and report of investigation held by H. P. Duchemin, in regard to same, and a detailed statement of the expenses of such investigation. Presented January 19, 1914.—*Mr. McKenzie*.....*Not printed.*
- 44a. Supplementary Return to an Order of the House of December 11, 1912, for a copy of all papers, documents and correspondence relating to the dismissal of A. T. Doucet, Postmaster and Collector of Customs at Salmon River, Digby County, N.S. Presented January 19, 1914.—*Mr. Maclean (Halifax)*.....*Not printed.*
- 44b. Return to an Order of the House of April 21, 1913, for a copy of the charges made against Alexis Bourque, Storm Signal Agent at Bonaventure, on which he was dismissed by the Minister of Marine and Fisheries, and a copy of all letters and other documents bearing on the appointment of his successor. Presented January 23, 1914.—*Mr. Marcil (Bonaventure)*..... *Not printed.*

 CONTENTS OF VOLUME 28—*Continued.*

- 44c. Return to an Order of the House of January 29, 1913, for a copy of all letters, petitions, telegrams, complaints, evidence, reports and other papers and documents in the possession of the Department of Marine and Fisheries, or any Department of the Government, relating to the dismissal of Patrick Conway, Lightkeeper at White Head Island, N.S., and if there was an investigation the names of the witnesses, a copy of the evidence, and a detailed statement of the expenses of such investigation. Presented January 21, 1914.—*Mr. Sinclair*..... *Not printed.*
- 44d. Return to an Order of the House of May 7, 1913, for a copy of all papers, documents, telegrams and correspondence in connection with the dismissal of Captain Wm. Smith, Coxswain, of the lifeboat at Blanche, Shelburne County, N.S. Presented January 21, 1914.—*Mr. Law*..... *Not printed.*
- 44e. Return to an Order of the House of March 3, 1913, for a Return showing in detail the number of dismissals from public offices and positions of employment by the present Government since the 11th day of October, 1911, to this date, in the County of King's, Province of Nova Scotia, in connection with any of the Departments of the public service, not including cases in which orders have already passed; together with the names of the dismissed officials or employees, the reason for their respective dismissals, the complaints or charges against them, and by whom made; together with a copy of all correspondence, letters, telegrams and other communications with respect to each such case of dismissal, and of all minutes of evidence of investigations, where any such were held, and of all reports relating to such dismissals now in the possession of any of the Departments of the Government, also the names of all parties appointed to fill the vacancies caused by such dismissals, and the names of the persons by whom the same have been respectively recommended for appointment; together with a detailed statement of all amounts and expenses paid, or to be paid, by any Department in connection with the said dismissals and investigations or removals from office. Presented January 21, 1914.—*Mr. McKenzie*..... *Not printed.*
- 44f. Return to an Order of the House of the 23rd April, 1913, for a copy of the charges made by Messrs. J. A. Mousseau, A. Godbout and J. Blondin, against Jos. E. A. Landry, keeper of the lighthouse at St. Omer, Quebec, on which he was dismissed for alleged political partisanship. Presented January 21, 1914.—*Mr. Marcil (Bonaventure)*..... *Not printed.*
- 44g. Return to an Order of the House of the 29th January, 1913, for a copy of all charges, correspondence, letters, telegrams and other documents relating to the dismissal of Colin McIsaac, preventive officer at Port Hood, Inverness County, N.S. Presented January 21, 1914.—*Mr. Chisholm (Inverness)*..... *Not printed.*
- 44h. Return to an Order of the House of the 19th May, 1913, for a copy of all petitions and correspondence relating to the dismissal of Mr. Pesha, postmaster at Kent Bridge, Ontario. Presented January 22, 1914.—*Sir W. Laurier*..... *Not printed.*
- 44i. Return to an Order of the House of the 29th January, 1913, for a copy of all letters, petitions, telegrams, complaints, evidence, reports and other papers and documents in the possession of the Post Office Department or any department of the Government, relating to the dismissal of John F. Reeves, postmaster at Mulgrave, N.S., and if there was an investigation, the names of all witnesses examined, a copy of the evidence, and a detailed statement of the expenses of such investigation. Presented January 22, 1914.—*Mr. Sinclair*..... *Not printed.*
- 44j. Return to an Order of the House of the 29th January, 1913, for a copy of all charges, correspondence, letters, telegrams and other documents relating to the dismissal of Havelock McLeod, postmaster at Big Intervale, North East Margaree, Inverness County, Nova Scotia. Presented January 22, 1914.—*Mr. Chisholm (Inverness)*..... *Not printed.*
- 44k. Return to an Order of the House of the 21st April, 1913, for a copy of all documents, petitions, correspondence, messages, inquiries, reports, &c., relating to the dismissal of S. Lapointe, postmaster of St. Eloi, County of Temiscouata, and to the appointment of his successor. Presented January 22, 1914.—*Mr. Gauvreau*..... *Not printed.*
- 44l. Return to an Order of the House of the 3rd February, 1913, for a copy of all correspondence, letters, telegrams and other documents relative to the dismissal of William Bow, postmaster at Winchester Village, County of Dundas, and of all recommendations for the appointment of his successor. Presented January 22, 1914.—*Mr. MacNutt*..... *Not printed.*
- 44m. Return to an Order of the House of the 26th March, 1913, for a copy of all charges, correspondence, letters, telegrams, petitions and other documents relating to the dismissal of Mrs. Ellen O'Neil, postmistress at O'Neil's post office, Parish of Moncton, County of Westmorland, New Brunswick, and of all evidence, if any, taken in regard to the same, and of all reports concerning same; and also a copy of all recommendations, correspondence, letters, telegrams, petitions and other documents relating to the appointment of a successor, or of Robert C. Kelly as postmaster of or at the said O'Neil post office, and of all reports, if any, as to the proper location of the office. Presented January 22, 1914.—*Mr. Emmerson*..... *Not printed.*

 CONTENTS OF VOLUME 28—*Continued.*

- 44n. Return to an Order of the House of the 21st April, 1913, for a copy of the charges made against Alex. Labilloy, postmaster of Miguasha, on which his dismissal took place, and of all letters and documents regarding the appointment of John Calssy in his place. Presented January 22, 1914.—*Mr. Marcell (Bonaventure)*.....*Not printed.*
- 44o. Return to an Order of the House of the 21st April, 1913, for a copy of all letters and other documents containing evidence or charges against Madame Z. Marcotte, postmistress of Nouvelle West, Bonaventure County, on which the Postmaster General acted in removing her from office, and also of letters and other documents regarding the appointment of Mr. Lazare Fallu in her stead. Presented January 22, 1914.—*Mr. Marcell (Bonaventure)**Not printed.*
- 44p. Return to an Order of the House of the 28th April, 1913, for a copy of all complaints, accusations, correspondence, petitions, and telegrams respecting the dismissal of Joseph Verault, postmaster at Guay, County of Lévis, of the evidence and report made following the inquiries held by the inquiring Commissioner Smith and the inquiring Commissioner Jolicœur in this matter; also the names of the witnesses summoned and heard, with a copy of the evidence heard at each inquiry, the names of those who represented the Government at these inquiries, and a detailed statement of the expenses caused by these inquiries, with a copy of all documents respecting the appointment of his successor, such as petitions, letters of recommendation, &c. Presented January 22, 1914.—*Mr. Bourassa* *Not printed.*
- 44q. Return to an Order of the House of the 2nd June, 1913, for a copy of all telegrams, papers and correspondence in the possession of the Post Office Department, or with any of the officials thereof, regarding the removal from office of the postmaster of Osage, Saskatchewan, and of the appointment of a successor thereto; and of all correspondence bearing upon the said removal or appointment with the post office inspector for that portion of the province of Saskatchewan, and of all other letters and documents with respect thereto. Presented January 22, 1914.—*Mr. Carvell*.....*Not printed.*
- 44r. Return to an Order of the House of the 29th January, 1913, for a copy of all letters, petitions, telegrams, complaints, evidence, reports and other papers and documents in the possession of the Post Office Department, or any department of the Government, relating to the dismissal of George Taylor, postmaster at Bickerton, N.S., and if there was an investigation, the names of all witnesses examined, a copy of the evidence and a detailed statement of the expenses of such investigation. Presented January 22, 1914.—*Mr. Sinclair* *Not printed.*
- 44s. Return to an Order of the House of the 21st April, 1913, for a copy of all correspondence, telegrams, complaints, affidavits, reports, recommendations, requests, certificates and other documents, relating to the dismissal of Mademoiselle Paul Hus, as postmistress of the Parish Ste. Victoire, County of Richelieu, and the appointment of Mr. Paul Bardier, of the same place, as postmaster. Presented January 22, 1914.—*Mr. Cardin*.
Not printed.
- 44t. Return to an Order of the House of the 3rd March, 1913, for a copy of all charges, correspondence, letters, telegrams and other documents relating to the dismissal of Parker S. Hart, postmaster at South Manchester, Guysborough County, N.S., and of all evidence taken and report of investigation held by H. P. Duchemin in regard to the same, and also a detailed statement of the expenses of such investigation. Presented January 22, 1914.—*Mr. Sinclair* *Not printed.*
- 44u. Return to an Order of the House of the 17th February, 1913, for a copy of all complaints and charges made against Charles L. Gass, late postmaster at Bayfield, Antigonish County, of the evidence taken, if any, before Commissioner Duchemin, and of his report thereon, and of all letters, telegrams and documents of every kind relating to his dismissal and the appointment of his successor. Presented January 22, 1914.—*Mr. Chisholm (Antigonish)**Not printed.*
- 44v. Return to an Order of the House of the 27th January, 1913, for a copy of all documents, correspondence, letters, reports, &c., relating to the dismissal of Madame Belzil, postmistress at St. Octave, County of Rimouski, and the appointment of her successor. Presented January 22, 1914.—*Mr. Lapointe (Kamouraska)*.....*Not printed.*
- 44w. Return to an Order of the House of the 9th April, 1913, for a copy of all charges, correspondence, telegrams and other documents relating to the dismissal of John McDonnell, postmaster at Essex, Inverness County, Nova Scotia. Presented January 22, 1914.—*Mr. Chisholm (Inverness)*.....*Not printed.*
- 44x. Return to an Order of the House of the 31st March, 1913, for a copy of all letters, telegrams and documents in connection with the dismissal of James Bain, from the postmastership of Ninga post office, Ninga, Manitoba. Presented January 22, 1914.—*Mr. Turriff* *Not printed.*

 CONTENTS OF VOLUME 28—*Continued.*

- 44y. Return to an Order of the House of the 9th April, 1913, for a copy of all letters, petitions, telegrams, complaints, reports and other papers and documents in the possession of the Post Office Department, relating to the dismissal of William McKinnon, postmaster at Erinville, Guysborough County, N.S., and the appointment of Daniel Kenny as successor; and if there was an investigation in connection with the dismissal of the said William McKinnon, the names of all witnesses examined, a copy of the evidence and report of the commissioner, and a detailed statement of the expenses of such investigation. Presented January 22, 1914.—*Mr. Sinclair*.....*Not printed.*
- 44z. Return to an Order of the House of the 7th May, 1913, for a copy of all correspondence, evidence and reports in connection with the dismissal of J. N. Cloutier, postmaster at St. Benoit Labre, County of Beauce, Quebec. Presented January 22, 1914.—*Mr. Béland.*
Not printed.
- 44 (2a). Return to an Order of the House of the 12th February, 1913, for a copy of all letters, telegrams, papers and documents relative to the dismissal of Mrs. Weave, postmistress at Coal Creek, Queens County, N.B., and of the appointment of Michael L. Knox. Presented January 22, 1914.—*Mr. McLean (Sunbury)*.....*Not printed.*
- 44 (2b). Return to an Order of the House of the 26th May, 1913, for a copy of all correspondence and documents of any kind whatsoever relating to the dismissal of postmasters in Bonaventure County, by the present administration, not already ordered and brought down. Presented January 22, 1914.—*Mr. Marcil (Bonaventure)*.....*Not printed.*
- 44 (2c). Return to an Order of the House of the 28th April, 1913, for a copy of all petitions, complaints, and correspondence containing any charges against Alexander Fraser, postmaster at Fraser's Grant, Antigonish County, N.S., and of all other documents and correspondence on the file in relation thereto. Presented January 22, 1914.—*Mr. Chisholm (Antigonish)**Not printed.*
- 44 (2d). Partial return to an Order of the House of the 10th December, 1912, for a return showing all public officers removed by the present Government in the District of Portneuf, together with the name and duties of each person, the reasons for their dismissal, the nature of the complaints brought against them, also a copy of all correspondence relating thereto and reports of inquiries in cases where such were held. Presented January 22, 1914.—*Mr. Delisle* *Not printed.*
- 44 (2e). Return to an Order of the House of the 15th January, 1913, for a return showing a list of the postmasters dismissed or removed by the present Government in the County of Two Mountains, the names of such persons, the reason for their dismissal, the nature of the complaints brought against them, and a copy of all correspondence and petitions relating thereto, and reports of inquiry in the cases where such have been held; also the names of their successors. Presented January 22, 1914.—*Mr. Ethier*....*Not printed.*
- 44 (2f). Return to an Order of the House of the 15th January, 1913, for a copy of all charges, correspondence, letters, telegrams and other documents relative to the dismissal of Thomas Chalmer McLean, postmaster at Ivera, Middle River, Riding of North Cape Breton and Victoria, N.S., and of the evidence taken and reports of investigation held by H. P. Duchemin in regard to the same, and a detailed statement of the expenses of such investigation. Presented January 22, 1914.—*Mr. McKenzie*.....*Not printed.*
- 44 (2g). Return to an Order of the House of the 29th January, 1913, for a copy of all letters, telegrams, reports and other documents relative to the dismissal of C. P. Blanchard, postmaster at Truro, Nova Scotia, and the appointment of his successor. Presented January 22, 1914.—*Mr. Macdonald**Not printed.*
- 44 (2h). Return to an Order of the House of the 29th January, 1913, for a copy of all papers, documents, evidence, reports, letters, correspondence, &c., relating to the dismissal of Samuel Atwood, Atwood's Brook, Shelburne County, N.S. Presented January 22, 1914.—*Mr. Law**Not printed.*
- 44 (2i). Return to an Order of the House of the 3rd February, 1913, for a return showing the names of the postmasters in the County of Berthier dismissed since the 21st September, 1911; their respective parishes, the date of their dismissals and the reason alleged; if an inquiry was held in each case; on whose recommendation were these dismissals made; the names of those appointed as their successors and on whose recommendation were they appointed. Presented January 22, 1914.—*Mr. Béland*.....*Not printed.*
- 44 (2j). Return to an Order of the House of the 3rd March, 1913, for a copy of all complaints, accusations, correspondence, petitions and telegrams, respecting the dismissal of Wilfrid Pellenmarre, postmaster at Hervey Junction, County of Portneuf, and of all documents respecting the appointment of his successor, such as petitions, letters of recommendation, &c., and also of the evidence and reports made after the inquiry held by the inquiring commissioner; together with a detailed statement of the expenses caused by this inquiry. Presented January 22, 1914.—*Mr. Delisle*.....*Not printed.*

 CONTENTS OF VOLUME 28—*Continued.*

- 44 (2k). Return to an Order of the House of the 16th February, 1913, for a copy of all letters, petitions, telegrams, complaints, evidence, reports and other papers and documents in the possession of the Post Office Department, or any department of the Government, relating to the dismissal of Rufus D. Carrigan, postmaster at Sand Point, Guysborough County, N.S., and if there was an investigation, the names of all witnesses examined, and a detailed statement of the expenses of such investigation. Presented January 22, 1914.—*Mr. Sinclair* *Not printed.*
- 44 (2l). Return to an Order of the House of the 15th January, 1913, for a copy of all charges, correspondence, letters, telegrams and other documents relative to the dismissal of Daniel Dunlop, postmaster at New Campbellton, Riding of North Cape Breton and Victoria, N.S., and of the evidence taken and reports of the investigation held by H. P. Duchemin in regard to the same, and a detailed statement of the expenses of such investigation. Presented January 22, 1914.—*Mr. McKenzie* *Not printed.*
- 44 (2m). Return to an Order of the House of the 9th April, 1913, for a copy of all charges, correspondence, telegrams and other documents relating to the dismissal of Duncan Cameron, postmaster at Craigmore, Inverness County, Nova Scotia. Presented January 22, 1914.—*Mr. Chisholm (Inverness)* *Not printed.*
- 44 (2n). Return to an Order of the House of the 29th January, 1913, for a copy of all letters, telegrams, reports, charges and other documents relating to the dismissal of Angus Cameron, late postmaster at Fairlight, Sask., and of the evidence taken at the investigation held by Mr. Dorsett. Presented January 22, 1914.—*Mr. Turriff* *Not printed.*
- 44 (2o). Return to an Order of the House of the 15th January, 1913, for a copy of all documents, correspondence, petitions and telegrams respecting the dismissal of M. Sauriol, postmaster of St. Janvier, County of Terrebonne, and the appointment of his successor. Presented January 22, 1914.—*Mr. Ethier* *Not printed.*
- 44 (2p). Return to an Order of the House of the 2nd June, 1913, for a copy of all petitions, letters, telegrams and resolutions in connection with the changes made in the names of the post offices at Letches Creek Crossing and Letches Creek, North Cape Breton, N.S., the dismissal of Donald Johnston, the former postmaster at Letches Creek, and the appointment of his successor. Presented January 22, 1914.—*Mr. McKenzie* *Not printed.*
- 44 (2q). Return to an Order of the House of the 27th January, 1913, for a copy of all letters, documents, telegrams, reports, correspondence and recommendations in any way relating to the dismissal of James McLees, postmaster at Bishop Mills, County of Grenville, Province of Ontario, and the appointment of his successor. Presented January 22, 1914.—*Mr. Proulx* *Not printed.*
- 44 (2r). Return to an Order of the House of the 9th April, 1913, for a copy of all charges, correspondence, telegrams and other documents relating to the dismissal of Mrs. Sarah C. Rankin, postmistress at S. W. Ridge Mabou, Inverness County, Nova Scotia. Presented January 22, 1914.—*Mr. Chisholm (Inverness)* *Not printed.*
- 44 (2s). Partial Return to an Order of the House of the 19th March, 1913, for a Return showing in detail the number of dismissals from the public service during the period from June 23, 1896, to September 21, 1911, in the County of Cumberland, Nova Scotia, in connection with any department of the public service; together with the names of the dismissed officials or employees, their ages at the time of entering the public service, the length of their period of service with dates, the amount of their remuneration, the reason for their respective dismissals, the complaints or charges against them, and by whom made; together with a copy of all correspondence, letters, telegrams and other communication with respect to each such case of dismissal, and of all minutes of evidence on investigation, where any such were held, and of all reports relating to such dismissals now in the possession of any of the departments of the government; also the names of all persons appointed to fill vacancies caused by such dismissals, their ages at the date of appointment, the amount of their remuneration, and the names of the persons by whom the same have been respectively recommended for appointment; together with a detailed statement of all amounts and expenses paid by any department in connection with said dismissals and investigations or removal from office. Presented January 22, 1914.—*Mr. Rhodes* *Not printed.*
- 44 (2t). Partial Return to an Order of the House of the 29th April, 1913, for a Return showing all employees of the Dominion dismissed in the County of Three Rivers and St. Maurice since October 15, 1911, to date, the date of dismissal, the employment of each man, the salary he was receiving at the time of his dismissal, the reason for dismissal, whether there has been an investigation or not, with the names and places of residence of the men appointed to replace them. Presented January 22, 1914.—*Mr. Bureau* *Not printed.*
- 44 (2u). Partial Return to an Order of the House of the 10th December, 1912, for a return showing the number of dismissals from public offices by the present Government to this date in the constituency of Regina, together with the names of the dismissed officials, the reasons for their dismissals, the complaints against such officials, and a copy of all correspondence relating thereto and reports of inquiries in cases where such have been held in respect of the same. Presented January 22, 1914.—*Mr. Martin (Regina)* *Not printed.*

CONTENTS OF VOLUME 28—Continued.

- 44 (2v).** Return to an Order of the House of the 10th December, 1912, for a return showing all the public officers dismissed by the present Government in the electoral district of Kamouraska, with the names and duties of such persons respectively, the reason for their dismissal, the nature of the complaints brought against them, also of all correspondence relating thereto and reports of inquiries in cases where such have been held. Presented January 22, 1914.—*Mr. Lapointe (Kamouraska)*.....*Not printed.*
- 44 (2w).** Partial Return to an Order of the House of the 10th February, 1913, for a return showing in detail the number of dismissals from public offices by the present Government to this date in the County of Prince, Prince Edward Island, giving the names of the dismissed officials, the reasons for their dismissal, the complaints against such officials and a copy of all the correspondence with respect to the same and of all notes of evidence and reports of investigations where such were held; also the names of all parties appointed to fill the vacancies caused by such dismissals and the names of the persons by whom the same have been recommended for appointment. Presented January 22, 1914.—*Mr. Richards*.....*Not printed.*
- 44 (2x).** Return to an Order of the House of the 10th December, 1912, for a return showing the detail and number of dismissals from public offices by the present Government to this date in the riding of Strathcona, together with the names of the dismissed occupants, the reasons for their dismissal, the complaints against such officials, and a copy of all correspondence with respect to the same, and of all reports of investigations, where such were held. Presented January 22, 1914.—*Mr. Douglas*.....*Not printed.*
- 44 (2y).** Partial Return to an Order of the House of the 10th December, 1912, for a return showing the detail and number of dismissals from public offices by the present Government to this date in the riding of Saltcoats, Sask., together with the names of the dismissed occupants, the reasons for their dismissal, the complaints against such officials, and a copy of all correspondence with respect to the same, and all reports of investigations, in cases where such were held. Presented January 22, 1914.—*Mr. MacNutt*.
Not printed.
- 44 (2z).** Return to an Order of the House of the 28th April, 1913, for a return showing all employees dismissed in the County of Champlain since October 15, 1911, to date, the employment of each man, the salary each was receiving at the time of his dismissal, the reasons for dismissals, whether there has been any investigation or not, with the names and places of residence of the men appointed to replace them. Presented January 22, 1914.—*Mr. Bureau*.....*Not printed.*
- 44 (3a).** Return to an Order of the House of the 3rd March, 1913, for a return showing in detail the number of dismissals from public offices and position of employment, by the present Government since the 11th day of October, 1911, to this date, in the County of Cumberland, Nova Scotia, not including those for which returns have already been ordered, in connection with any of the departments of the public service; together with the names of the dismissed officials or employees, the reason for their respective dismissals, the complaints or charges against them, and by whom made; together with a copy of all correspondence, letters, telegrams and other communications with respect to each such case of dismissal, and of all minutes of evidence of investigations, where any such were held, and of all reports relating to such dismissals now in the possession of any of the departments of the government; also the names of all parties appointed to fill the vacancies caused by such dismissals, and the names of the persons by whom the same have been respectively recommended for appointment; together with a detailed statement of all amounts and expenses paid by any department in connection with the said dismissals and investigations or removal from office. Presented January 22, 1914.—*Mr. Kyte*.....*Not printed.*
- 44 (3b).** Return to an Order of the House of the 3rd February, 1913, for a return showing in detail the number of dismissals from public offices and positions of employment, by the present Government since the first day of October, 1911, to this date, in the County of Westmorland, New Brunswick, in connection with any of the departments of the public service; together with the names of the dismissed officials or employees, the reason for their respective dismissals, the complaints or charges against them, and by whom made, save and except the case of George H. Cochrane, Collector of Customs at Moncton (the papers for which have been already moved for); together with a copy of all correspondence, letters, telegrams and other communications with respect to each such case of dismissal, and of all minutes of evidence of investigations, where any such were held, and of all reports relating to such dismissals now in the possession of any of the departments of government, or of the Government Railways Managing Board, or of the officials of the Intercolonial and the Prince Edward Island Railway; also the names of all parties appointed to fill the vacancies caused by such dismissals, and the names of the persons by whom the same have been respectively recommended for appointment; together with a detailed statement of all amounts and expenses paid by any department in connection with the said dismissals and investigations or removals from office. Presented January 22, 1914.—*Mr. Emerson*.....*Not printed.*

 CONTENTS OF VOLUME 28—*Continued.*

- 44 (3c). Partial Return to an Order of the House of the 3rd March, 1913, for a return showing in detail the number of dismissals from public offices and positions of employment by the present Government since the 11th day of October, 1911, to this date, in the County of Annapolis, Nova Scotia, in connection with any of the departments of the public service, but not including cases in which orders have already passed together with the names of the dismissed officials or employees, the reason for their respective dismissals, the complaints or charges against them, and by whom made; together with a copy of all correspondence, letters, telegrams and other communications with respect to each such case of dismissal, and of all minutes of evidence of investigations, where any such were held, and of all reports relating to such dismissals now in the possession of any of the departments of the Government; also the names of all parties appointed to fill vacancies caused by such dismissals, and the names of the persons by whom the same have been respectively recommended for appointment; together with a detailed statement of all amounts and expenses paid by any department in connection with the said dismissals and investigations or removals from office. Presented January 22, 1914.—*Mr. Chisholm (Antigonish)*.....*Not printed.*
- 44 (3d). Return to an Order of the House of the 28th April, 1913, for a return showing all employees dismissed in the County of Nicolet since October 15, 1911, to date, the date of dismissal, the employment of each man, the salary he was receiving at the time of his dismissal, the reasons for dismissal, whether there has been an investigation or not, with the names and places of residence of the men appointed to replace them. Presented January 22, 1914.—*Mr. Bureau*.....*Not printed.*
- 44 (3e). Return to an Order of the House of the 29th January, 1913, for a return showing in detail the number of dismissals from public offices by the present Government to this date in the constituency of Victoria, Alberta, together with the names of the dismissed officials, the reason of their dismissal, the complaints against such officials, and a copy of all correspondence with respect to the same and of all notes of evidence and of the reports of investigations where such were held; also the names of all parties appointed to fill the vacancies caused by such dismissals and the names of the persons by whom the same have been recommended for appointment. Presented January 22, 1914.—*Mr. White (Alberta)*.....*Not printed.*
- 44 (3f). Officials dismissed in the constituency of Shelburne and Queens, N.S.—(Senate).
Not printed.
- 44 (3g). Postmasters dismissed in the County of Antigonish, N.S.—(Senate).....*Not printed.*
- 44 (3h). Return to an Order of the House of the 29th January, 1913, for a copy of all charges, correspondence, letters, telegrams, and other documents relating to the dismissal of Dr. Freeman O'Neil, from the office of port physician at Louisbourg, Cape Breton South, Nova Scotia, and of the evidence taken and reports of investigation held by H. P. Duchemin in regard to the same. Presented January 26, 1914.—*Mr. Sinclair*.
Not printed.
- 44 (3i). Partial Return to an Order of the House of the 3rd March, 1913, for a return showing in detail the number of dismissals from public offices and positions of employment by the present Government since the 11th day of October, 1911, to this date, in the County of Digby, Nova Scotia, in connection with any of the departments of the public service, but not including cases in which orders have already passed; together with the names of the dismissed officials or employees, the reasons for their respective dismissals, the complaints or charges against them, and by whom made; together with a copy of all correspondence, letters, telegrams and other communications with respect to each such case of dismissal, and of all minutes of evidence of investigations, where any such were held, and of all reports relating to such dismissals now in the possession of any of the departments of the Government; also the names of all parties appointed to fill the vacancies caused by such dismissals, and the names of the persons by whom the same have been respectively recommended for appointment; together with a detailed statement of all accounts and expenses paid by any department in connection with the said dismissals and investigations or removals from office. And also—Supplementary return to an Order of the House of the 3rd March, 1913, for a return showing in detail the number of dismissals from public offices and positions of employment by the present Government since the 11th day of October, 1911, to this date, in the County of Digby, Nova Scotia, in connection with any of the departments of the public service, but not including cases in which orders have already passed; together with the names of the dismissed officials or employees, the reasons for their respective dismissals the complaints or charges against them, and by whom made; together with a copy of all correspondence, letters, telegrams and other communications with respect to each such case of dismissal, and of all minutes of evidence of investigations, where any such were held, and of all reports relating to such dismissals now in the possession of any of the departments of the Government; also the names of all parties appointed to fill the vacancies caused by such dismissals, and the names of the persons by whom the same have been respectively recommended for appointment; together with a detailed statement of all accounts and expenses paid by any department in connection with the said dismissals and investigations or removals from office. Presented January 22, 1914.—*Mr. Sinclair*.....*Not printed.*

 CONTENTS OF VOLUME 28—*Continued.*

- 44 (3j). Partial Return to an Order of the House of the 3rd March, 1913, for a return showing in detail the number of dismissals from public offices and positions of employment by the present Government since the 11th day of October, 1911, to this date, in the constituency of Queen's, Shelburne, Nova Scotia, in connection with any of the departments of the public service, not including cases in which orders have already been passed; together with the names of the dismissed officials or employees, the reason for their respective dismissals, the complaints or charges against them, and by whom made; together with a copy of all correspondence, letters, telegrams and other communications with respect to each such case of dismissal, and of all minutes of evidence of investigations, where any such were held and of all reports relating to such dismissals now in the possession of any of the departments of the Government, also the names of all parties appointed to fill the vacancies caused by such dismissals, and the names of the persons by whom the same have been respectively recommended for appointment; together with a detailed statement of all amounts and expenses paid by any department in connection with the said dismissals and investigations of removals from office. Presented January 27, 1914.—*Mr. Law*.....*Not printed.*
- 44 (3k). Partial Return to an Order of the House of the 19th March, 1913, for a list of public officers employed in the city of Quebec, in the Departments of Inland Revenue, Railways and Canals, the Transcontinental Railway, Customs, Immigration, Marine and Fisheries, Public Works and Militia, the names and duties of such persons, the reason for their dismissal, the nature of the complaints brought against them, also a copy of all correspondence relating thereto, and of reports of inquiry in the cases where such inquiries were held. Presented January 26, 1914.—*Mr. Lachance*.....*Not printed.*
- 44 (3l). Return to an Order of the House of the 29th January, 1913, for a return showing all the public officers removed by the present Government in the District of L'Assomption, together with the names and duties of such persons, the reasons for their dismissal, the nature of the complaints brought against them; also a copy of all correspondence relating thereto and reports of inquiries in cases where such were held, with the names of the successors of the dismissed officers. Presented January 26, 1914.—*Mr. Seguin*.....*Not printed.*
- 44 (3m). Further Supplementary Return to an Order of the House of the 7th February, 1912, for a return showing for each department of the Government the names, post office addresses, offices, employment, and salaries of all persons employed either in the inside or outside service thereof, and of such persons not in the Civil Service, employed by the Government in any department, on the tenth day of October, 1911, who have been removed from office or employment by dismissal; specifying in each case the manner of and grounds of such dismissals and the length of notice given to the persons removed, and also indicating in each case whether an inquiry was or was not held prior to such dismissal. Presented January 26, 1914.—*Mr. Kyte*.....*Not printed.*
- 44 (3n). Supplementary Return to an Order of the House of the 3rd March, 1913, for a return showing in detail the number of dismissals from public offices and positions of employment by the present Government since the 11th day of October, 1911, to this date, in the County of Digby, Nova Scotia, in connection with any of the departments of the public service, but not including cases in which orders have already passed; together with the names of the dismissed officials or employees, the reasons for their respective dismissals, the complaints or charges against them, and by whom made; together with a copy of all correspondence, letters, telegrams and other communications with respect to each such case of dismissal, and of all minutes of evidence of investigations, where any such were held, and of all reports relating to such dismissals now in the possession of any of the departments of the Government; also the names of all parties appointed to fill the vacancies caused by such dismissals, and the names of the persons by whom the same have been respectively recommended for appointment; together with a detailed statement of all accounts and expenses paid by any department in connection with the said dismissals and investigations or removals from office. Presented January 28, 1914.—*Mr. Sinclair*.....*Not printed.*
- 44 (3o). Return to an Order of the House of the 26th May, 1913, for a copy of all correspondence, telegrams, inquiries and reports respecting the dismissal of Phyllis Hable, light-keeper at St. Louis de Lotbinière, County of Lotbinière, Quebec. Presented February 4, 1914.—*Mr. Fortier*.....*Not printed.*
- 44 (3p). Return to an Order of the House of the 19th May, 1913, for a copy of all correspondence, complaints, petitions and reports connected with the dismissal of Fishery Overseer Migneault at Seven Islands, and the appointment in his place of Elzéar Levesque. Presented February 10, 1914.—*Mr. Béland*.....*Not printed.*
- 44 (3q). Return to an Order of the House of the 28th April, 1913, for a return showing all employees dismissed in the County of Maskinonge, since October 15, 1911, to date, the date of dismissal, the employment of each man, the salary he was receiving at the time of his dismissal, the reasons for dismissal, whether there has been investigation or not, and the names and places of residence of the men appointed to replace them. Presented February 10, 1914.—*Mr. Bureau*.....*Not printed.*

 CONTENTS OF VOLUME 28—*Continued.*

- 44 (3r).** Partial Return to an Order of the House of the 3rd March, 1913, for a return showing in detail the number of dismissals from public offices and positions of employment by the present Government since the 11th day of October, 1911, to this date, in the County of King's, Province of Nova Scotia, in connection with any of the departments of the public service, not including cases in which orders have already passed; together with the names of the dismissed officials or employees, the reason for their respective dismissals, the complaints or charges against them, and by whom made; together with a copy of all correspondence, letters, telegrams and other communications with respect to each such case of dismissal, and of all minutes of evidence of investigations, where any such were held, and of all reports relating to such dismissals now in the possession of any of the departments of the Government, also the names of all parties appointed to fill the vacancies caused by such dismissals, and the names of the persons by whom the same have been respectively recommended for appointment; together with a detailed statement of all amounts and expenses paid, or to be paid, by any department in connection with the said dismissals and investigations or removals from office. Presented February 10, 1914.—*Mr. McKenzie*.....*Not printed.*
- 44 (3s).** Return to an Order of the House of the 3rd March, 1913, for a return showing in detail the number of dismissals from public office and positions of employment by the present Government since the 11th day of October, 1911, to this date, in the County of Colchester, Nova Scotia, in connection with any of the departments of the public service; together with the names of the dismissed officials or employees, the reasons for their respective dismissals, the complaints or charges against them, and by whom made; together with a copy of all correspondence, letters, telegrams and other communications with respect to each such case of dismissal, and of minutes of evidence of investigations, where any such were held, and of all reports relating to such dismissals now in the possession of any of the departments of the Government; also the names of all parties appointed to fill the vacancies caused by such dismissals, and the names of the persons by whom the same have been respectively recommended for appointment; together with a detailed statement of all amounts and expenses paid by any department in connection with the said dismissals and investigations or removals from office. Presented February 10, 1914.—*Mr. Macdonald*.....*Not printed.*
- 44 (3t).** Return to an Order of the House of the 3rd March, 1913, for a return showing in detail the number of dismissals from public offices and positions of employment by the present Government since the 11th day of October, 1911, to this date, in the County of Hants, Nova Scotia, in connection with any of the departments of the public service, not including cases in which orders have already passed; together with the name of the dismissed officials or employees, the reason for their respective dismissals, the complaints or charges against them, and by whom made; together with a copy of all correspondence, letters, telegrams and other communications with respect to each such case of dismissal, and of all minutes of evidence of investigations, where any such were held, and of all reports relating to such dismissals now in the possession of any of the departments of the Government; also of the names of all parties appointed to fill the vacancies caused by such dismissals, and the names of the persons by whom the same have been respectively recommended for appointment; together with a detailed statement of all amounts and expenses paid by any department in connection with the said dismissals and investigations or removals from office. Presented February 10, 1914.—*Mr. Chisholm (Inverness)*.....*Not printed.*
- 44 (3u).** Return to an Order of the House of the 10th December, 1912, for a copy of all correspondence, documents, recommendations, and reports concerning the dismissal of Miss Eugenie Dorion, an employee in the office of the post office inspector at Quebec; the reasons for her dismissal, the nature of the complaints brought against her, if any, the names of the persons who brought these complaints, also a copy of all correspondence relating thereto, and the report of inquiry, if there was one held. Presented February 20, 1914.—*Mr. Wilson (Laval)*.....*Not printed.*
- 44 (3v).** Return to Order of the House of the 2nd February, 1914, for a copy of all charges, correspondence, letters, telegrams and other documents in the possession of the Post Office Department, relating to the dismissal of James R. Laing, postmaster at Liscombe, N.S., and of the facts taken, and report of investigation in regard to the same, if any, a detailed statement of the expenses of such investigation, together with a copy of all recommendations, letters, telegrams, and other papers relating to the appointment of his successor. Presented February 23, 1914.—*Mr. Sinclair*.....*Not printed.*
- 44 (3w).** Return to an Order of the House of the 5th June, 1913, for a copy of all correspondence, papers, &c., in connection with the dismissal of Mr. A. L. Desève, officer in charge of the fishery hatchery at Magog, Quebec, and the appointment of Mr. L. A. Audet to the said position. Presented February 23, 1914.—*Sir W. Laurier*.....*Not printed.*
- 44 (3x).** Return to an Order of the House of the 9th February, 1914, for a copy of all correspondence, telegrams and other documents relating to the removal of Jas. T. Richardson as sub-Collector of Customs at Humboldt, Saskatchewan, and the appointment of a successor. Presented February 23, 1914.—*Mr. Neely*.....*Not printed.*

 CONTENTS OF VOLUME 28—*Continued.*

- 44 (3y). Supplementary Return to an Order of the House of the 10th December, 1912, for a return showing the number of dismissals from public offices by the present Government to this date in the constituency of Regina, together with the names of the dismissed officials, the reasons for their dismissals, the complaints against such officials, and a copy of all correspondence with respect to the same, and of all reports of any investigations held in respect of the same. Presented February 24, 1914.—*Mr. Martin (Regina)* *Not printed.*
- 44 (3z). Return to an Order of the House of the 9th February, 1914, for a copy of all papers, documents, correspondence, &c., in connection with the dismissal of Mr. Hicks, of Bridgetown, N.S., from the customs service in 1913. Presented February 24, 1914.—*Mr. Maclean (Halifax)* *Not printed.*
- 44 (4a). Return to an Order of the House of the 16th February, 1914, for a copy of all letters, petitions, telegrams, complaints, evidence, reports and other papers and documents in the possession of the Customs Department, relating to the dismissal of Ralph Harris, sub-collector of customs at Pelee Island, Ont., and if there was an investigation, the names of all the witnesses, and a copy of the evidence; and also of all the papers connected with the appointment of his successor. Presented February 26, 1914.—*Mr. Clarke (Essex)* *Not printed.*
- 44 (4b). Return to an Order of the House of the 16th February, 1914, for a copy of all letters, petitions, telegrams, complaints, evidence, reports and other papers and documents in the possession of the Customs Department, relating to the dismissal of Aylmer Orton, customs officer at Windsor, Ont., and if there was an investigation, the names of all the witnesses, and a copy of the evidence; and also of all the papers connected with the appointment of his successor. Presented February 26, 1914.—*Mr. Clarke (Essex)* *Not printed.*
- 44 (4c). Return to an Order of the House of the 16th February, 1914, for a copy of all letters, petitions, telegrams, complaints, evidence, reports and other papers and documents in the possession of the Customs Department, relating to the dismissal of Frederick Forster, sub-collector of customs at Kingsville, Ont., and if there was an investigation, the names of all the witnesses, and a copy of the evidence; and also of all the papers connected with the appointment of his successor. Presented February 26, 1914.—*Mr. Clarke (Essex)* *Not printed.*
- 44 (4d). Return to an Order of the House of the 16th February, 1914, for a copy of all letters, petitions, telegrams, complaints, evidence, reports and other papers and documents in the possession of the Interior Department, relating to the dismissal of Andrew Darragh, immigration officer at Windsor, Ont., and if there was an investigation, the names of all the witnesses, and a copy of the evidence; and also of all the papers connected with the appointment of his successor. Presented March 2, 1914.—*Mr. Clarke (Essex)* *Not printed.*
- 44 (4e). Return to an Order of the House of the 16th February, 1914, for a copy of all letters, petitions, telegrams, complaints, evidence, reports and other papers and documents in the possession of the Interior Department, relating to the dismissal of John Halstead, immigration officer at Windsor, Ont., and if there was an investigation, the names of all the witnesses, and a copy of the evidence; and also of all the papers connected with the appointment of his successor. Presented March 2, 1914.—*Mr. Clarke (Essex)* *Not printed.*
- 44 (4f). Return to an Order of the House of the 26th May, 1913, for a copy of all correspondence, telegrams, inquiries, and reports, respecting the dismissal of Napoleon Daigle, lighthouse keeper at Barre à Boulard, Parish of St. Louis de Lotbinière, Quebec. Presented March 2, 1914.—*Mr. Fortier* *Not printed.*
- 44 (4g). Supplementary Return to an Order of the House of the 19th March, 1913, for a return showing in detail the number of dismissals from the public service during the period from June 23, 1896, to September 21, 1911, in the County of Cumberland, Nova Scotia, in connection with any department of the public service; together with the names of the dismissed officials or employees, their ages at the time of entering the public service, the length of their period of service with dates, the amount of their remuneration, the reason for their respective dismissals, the complaints or charges against them, and by whom made; together with a copy of all correspondence, letters, telegrams and other communications with respect to each such case of dismissals, and of all minutes of evidence on investigation, where any such were held, and of all reports relating to such dismissals now in the possession of any of the departments of the government; also the names of all persons appointed to fill vacancies caused by such dismissals, their ages at the date of appointment, the amount of their remuneration, and the names of the persons by whom the same have been respectively recommended for appointment; together with a detailed statement of all amounts and expenses paid by any department in connection with said dismissals and investigations or removal from office. Presented March 2, 1914.—*Mr. Rhodes* *Not printed.*

CONTENTS OF VOLUME 28—Continued.

- 44 (4h). Return to an Order of the House of the 16th February, 1914, for a copy of all letters, petitions, telegrams, complaints, evidence, reports and other papers and documents in the possession of the Department of the Postmaster General, relating to the dismissal of James H. Smart, postmaster at Kingsville, Ont., and if there was an investigation, the names of all the witnesses and a copy of the evidence; and also of all the papers connected with the appointment of his successor. Presented March 2, 1914.—*Mr. Clarke (Essex)*Not printed.
- 44 (4i). Return to an Order of the House of the 11th February, 1914, for a copy of all papers, letters and documents of every kind relating to the dismissal of John A. Roy from the position of postmaster at Maitland, County of Hants. Presented March 2, 1914.—*Mr. Macdonald*Not printed.
- 44 (4j). Return to an Order of the House of the 11th February, 1914, for a copy of all papers, letters and documents of every kind relating to the dismissal of Thomas Nelson, from the position of postmaster at Scotch Village, County of Hants. Presented March 2, 1914.—*Mr. Macdonald*Not printed.
- 44 (4k). Return to an Order of the House of the 11th February, 1914, for a copy of all papers, letters and documents of every kind relating to the dismissal of Albert McHefeffy from the position of postmaster at Shubenacadie, County of Hants. Presented March 2, 1914.—*Mr. Macdonald*Not printed.
- 44 (4l). Return to an Order of the House of the 11th February, 1914, for a copy of all papers, letters and documents of every kind relating to the dismissal of C. Stewart McPhee from the position of postmaster at Enfield, County of Hants. Presented March 2, 1914.—*Mr. Macdonald*Not printed.
- 44 (4m). Return to an Order of the House of the 2nd February, 1914, for a return showing in detail the number of dismissals from public offices and positions of employment by the present Government since the first day of February, 1913, to date, in the County of Westmorland, New Brunswick, in connection with any of the departments of the public service, except the Post Office Department; together with the names of the dismissed officials or employees, the reasons for their respective dismissal, the complaints or charges against them, and by whom made; together with a copy of all correspondence, letters, telegrams and other communications with respect to each such case of dismissal, and of all minutes of evidence of investigations, where any such were held, and of all reports relating to such dismissals now in the possession of any of the departments of the government, or of the Government Railway Managing Board, or of the officials of the Intercolonial and the Prince Edward Island Railways; also the names of all parties appointed to fill the vacancies caused by such dismissals, and the names of the persons by whom the same have been respectively recommended for appointment; together with a detailed statement of all amounts and expenses paid by any department in connection with the said dismissals and investigations or removals from office. Presented March 3, 1914.—*Mr. Emmerson*Not printed.
- 44 (4n). Return to an Order of the House of the 15th January, 1913, for a copy of all letters, documents, telegrams, reports, correspondence and recommendations in any way relating to the dismissal of D. Dishaw, employee of the Marine shipyard at Prescott, Ontario. Presented March 3, 1914.—*Mr. Turriff*Not printed.
- 44 (4o). Return to an Order of the House of the 11th February, 1914, for a copy of all papers, letters and documents of every kind relative to the dismissal of A. Michael Russell from the position of caretaker of the drill hall at Windsor, County of Hants. Presented March 3, 1914.—*Mr. Maclean (Halifax)*Not printed.
- 44 (4p). Return to an Order of the House of the 2nd February, 1914, for a copy of all charges, correspondence, letters, telegrams and other documents relating to the dismissal of Mr. A. Goyette, postmaster at St. Valerien de Milton, Shefford County, Quebec, and of the evidence taken, and of the reports of investigation held by Dr. W. L. Shurtleff in regard to the same. Presented March 5, 1914.—*Mr. Boivin*Not printed.
- 44 (4q). Return to an Order of the House of the 21st April, 1913, for a copy of the evidence and report in the investigation held by Mr. W. A. E. Flynn, in the case of P. D. Bourdages, keeper of the lighthouse at Bonaventure Point, Quebec, of the charges made against the said Bourdages by Ovide Bourdages, Raymond Bourdages, Pierre Henry, J. A. Mousseau and D. Champoux. Presented March 5, 1914.—*Mr. Marcell (Bonaventure)*Not printed.
- 44 (4r). Return to an Order of the House of the 21st April, 1913, for a copy of the charges made by Messrs. W. S. Montgomery, J. I. Boudreau, N. Bourg, J. A. Mousseau, N. Boudreau, against Louis Bujold, keeper of the lighthouse at Carleton Point, Quebec. Presented March 5, 1914.—*Mr. Marcell (Bonaventure)*Not printed.
- 44 (4s). Return to an Order of the House of the 11th February, 1914, for a return showing reasons for the dismissal of Mr. Shinbine, caretaker of the Immigration Hall at Edmonton, the date of his appointment and of dismissal, and salary at time of dismissal; also the name of caretaker appointed in his place, with date of appointment, salary and qualifications. Presented March 6, 1914.—*Mr. Oliver*Not printed.

 CONTENTS OF VOLUME 28—Continued.

- 44 (4t). Return to an Order of the House of the 11th February, 1914, for a return showing the reasons for the dismissal of Mr. Webster, immigration agent at Edmonton; the date of his appointment and of dismissal, and salary at time of dismissal; also the name of the agent appointed in his place, with date of appointment, salary and qualifications? Presented March 6, 1914.—*Mr. Oliver*.....Not printed.
- 44 (4u). Return to an Order of the House of the 11th February, 1914, for a return showing reasons for the dismissal of Jacob Mohr, interpreter for the immigration agency at Edmonton; the date of his appointment and of dismissal, and salary at time of dismissal; also the name of the interpreter appointed in his place with date of appointment, salary and qualifications. Presented March 6, 1914.—*Mr. Oliver*....Not printed.
- 44 (4v). Return to an Order of the House of the 11th February, 1914, for a return showing reasons for the dismissal of Mr. P. Tomkins, Dominion Lands Agent at Grouard, the date of his appointment and of dismissal, and salary at time of dismissal; also the name of agent appointed in his place, with date of appointment and salary. Presented March 6, 1914.—*Mr. Oliver*.....Not printed.
- 44 (4w). Return to an Order of the House of the 2nd February, 1914, for a copy of all documents bearing upon dismissals and appointments of officials of the Inland Revenue Department in Bonaventure County since January 1, 1913, to date; together with a statement showing the salaries, emoluments and amounts paid to the new appointees since appointment, compared with amounts paid officials for corresponding periods in 1911 and 1912. Presented March 6, 1914.—*Mr. Marcell (Bonaventure)*....Not printed.
- 44 (4x). Return to an Order of the House of the 2nd February, 1914, for a copy of all charges, correspondence, letters, telegrams and other documents relating to the dismissal of Mr. Arthur Dupuis, postmaster at Pontbriand, County of Megantic, Quebec, and of the evidence taken and of the reports of investigation held by Dr. W. L. Shurtleff in regard to the same. Presented March 6, 1914.—*Mr. Pacaud*.....Not printed.
- 44 (4y). Return to an Order of the House of the 2nd February, 1914, for a copy of all correspondence, letters, telegrams, petitions and other documents relating to the dismissal of Jos. Serguis Archambault, as postmaster of the town of Terrebonne, and to the appointment of George Beausoleil, as his successor. Presented March 6, 1914.
Mr. SeguinNot printed.
- 44 (4z). Return to an Order of the House of the 2nd February, 1914, for a copy of all correspondence, letters, telegrams, reports and all other papers relating to the dismissal of Martin Lanigan, postmaster at Sexton, County of Kent, New Brunswick, and of the minutes of evidence of any investigation or inquiry held relating to the said dismissal, and of all and any charges and recommendations connected therewith; also a copy of all letters written to the Postmaster General or to any official of the Post Office Department, by F. J. Robidoux, M.P., or by any other person relating to the said dismissal. Presented March 6, 1914.—*Mr. Emmerson*.....Not printed.
- 44 (5a). Return to an Order of the House of the 2nd February, 1914, for a copy of all documents, letters, correspondence and petitions asking for the dismissal of Mr. Felix Raymond, postmaster at Ste. Scholastique Village, County of Two Mountains, together with everything in connection with such dismissal. Presented March 6, 1914.—*Mr. Ethier*.
Not printed.
- 44 (5b). Return to an Order of the House of the 16th February, 1914, for a copy of all papers in connection with the sub-lands agency in Gravelburg, Saskatchewan. Presented March 10, 1914.—*Mr. Knowles*.....Not printed.
- 44 (5c). Further Supplementary Return to an Order of the House of the 3rd March, 1913, for a return showing in detail the number of dismissals from public offices and positions of employment by the present Government since the 11th of October, 1911, to this date, in the County of King's, Province of Nova Scotia, in connection with any of the departments of the public service, not including cases in which orders have already passed; together with the names of the dismissed officials or employees, the reason for their respective dismissals, the complaints or charges against them, and by whom made; together with a copy of all correspondence, letters, telegrams and other communications with respect to each such case of dismissal, and of all minutes of evidence of investigations, where any such were held, and of all reports relating to such dismissals now in the possession of any of the departments of the Government, also the names of all parties appointed to fill the vacancies caused by such dismissals, and the names of the persons by whom the same have been respectively recommended for appointment; together with a detailed statement of all amounts and expenses paid, or to be paid, by any department in connection with the said dismissals and investigations or removals from office. Presented March 10, 1914.—*Mr. McKenric*.....Not printed.
- 44 (5d). Return to an Order of the House of the 11th February, 1914, for a copy of all papers, telegrams, correspondence and petitions in any way referring to the dismissal of the postmaster at Ainslie Glen, Inverness County, and the appointment of Neil McKinnon to said office. Presented March 12, 1914.—*Mr. Chisholm (Inverness)*.
Not printed.

CONTENTS OF VOLUME 28—Continued.

- 44 (5e). Return to an Order of the House of the 9th February, 1914, for a copy of all papers, documents, correspondence, letters, &c., since October 1, 1911, relating to the appointment of a postmaster at Upper Ohio, Shelburne County, N.S. Presented March 12, 1914.—*Mr. Maclean (Halifax)*.....*Not printed.*
- 44 (5f). Return to an Order of the House of the 9th February, 1914, for a copy of all papers, documents, correspondence, letters and telegrams, relating to the dismissal of Jos. H. Lefebvre, postmaster at Howick Station, County of Chateaugay, and the appointment of his successor. Presented March 12, 1914.—*Mr. Robb*.....*Not printed.*
- 44 (5g). Return to an Order of the House of the 11th February, 1914, for a copy of all correspondence, letters, telegrams, petitions and other documents in any way connected with the dismissal of the postmaster at Alexander, Inverness County, and the appointment of a successor. Presented March 12, 1914.—*Mr. Chisholm (Inverness)*.
Not printed.
- 44 (5h). Return to an Order of the House of the 2nd February, 1914, for a copy of all correspondence, letters, telegrams and documents of all kinds in possession of the Government or any department thereof, in any way relating to the employment of and dismissal from the Geological Survey of Canada of N. H. McLeod, North East Margaree, Inverness County, N.S. Presented March 12, 1914.—*Mr. Chisholm (Inverness)*.
Not printed.
- 44 (5i). Return to an Order of the House of the 15th January, 1913, for a copy of all letters, documents, telegrams, reports, correspondence and recommendations in any way relating to the dismissal of M. Barry, from the service of the Marine Department at Prescott, Ontario. Presented March 17, 1914.—*Mr. Lemieux*.....*Not printed.*
- 44 (5j). Return to an Order of the House of the 15th January, 1913, for a copy of all letters, documents, telegrams, reports, correspondence and recommendations in any way relating to the dismissal of W. Granton, from the service of the Marine Department at Prescott, Ontario. Presented March 17, 1914.—*Mr. Thomson (Qu'Appelle)*.
Not printed.
- 44 (5k). Return to an Order of the House of the 9th February, 1914, for a copy of all letters, and telegrams in connection with the dismissal of the postmaster at Flettwode, Saskatchewan, and the changing of the location of the said post office. Presented March 17, 1914.—*Mr. Turriff*.....*Not printed.*
- 44 (5l). Return to an Order of the House of the 2nd February, 1914, for a return showing in detail the number of dismissals or removals from office from 1st February, 1913, of postmasters in the County of Westmorland, New Brunswick; together with the names of the dismissed postmasters, or postmistresses, the reason of their dismissal, and a copy of the charges or complaints against such officials respectively, and of all correspondence with respect to the same; and of all correspondence, recommendations, petitions, protests and other documents, and of all notes of evidence and of the reports of investigations, where such were held, relating thereto, or to the appointment of successors to fill such offices respectively; and also the names of all persons appointed to fill the vacancies caused by such dismissals, and of the persons by whom the same respectively were recommended for appointment. Presented March 17, 1914.—*Mr. Emmerson*.
Not printed.
- 44 (5m). Return to an Order of the House of the 16th February, 1914, for a return showing the name of the postmaster of the Parish of St. Henri de Lauzon, County of Lévis, who, it is said, was dismissed from office since September, 1911, the reasons for such dismissal, the nature of the complaints made against him, the names of the parties who made those complaints, together with a copy of all correspondence and telegrams relating thereto, the name of the inquiring commissioner, and report of investigation, if any, and of all evidence taken at the investigation, the names of those who recommended the successor, names of the parties by whom the Government was represented at such investigation, with a detailed statement of all the accounts paid or to be paid by any department in connection with the aforesaid dismissal and investigation, the names of the parties who received any money or filed their accounts in connection with said investigation, and the amount awarded to or claimed by each of them. Presented March 17, 1914.—*Mr. Bourassa*.....*Not printed.*
- 44 (5n). Return to an Order of the House of the 23rd February, 1914, for a copy of all letters, petitions, telegrams, evidence, reports, papers and documents, in the possession of the Post Office Department, or any other department, relating to the dismissal of Geo. Skates, postmaster at Appin, Ontario; and if there was an investigation, the name of the investigator and witnesses, a copy of the evidence and of letters, papers, petitions, recommendations and other documents connected with the appointment of Mr. Skates' successor. Presented March 17, 1914.—*Mr. Ross*.....*Not printed.*
- 44 (5o). Return to an Order of the House of the 9th March, 1914, for a copy of all charges, correspondence, letters, telegrams and other documents relating to the dismissal of Geo. J. Ryan and Charles Hamlin from the Canadian customs service at Newport, Vermont, and of the appointment of Charles A. Boright and Frank S. Baker to the said positions. Presented March 20, 1914.—*Mr. Boivin*.....*Not printed.*

 CONTENTS OF VOLUME 28—*Continued.*

- 44 (5p). Return to an Order of the House of the 15th January, 1913, for a copy of all letters, documents, telegrams, reports, correspondence, and recommendations, in any way relating to the dismissal of J. Shaver, employee of the Marine shipyard at Prescott, Ontario. Presented March 20, 1914.—*Mr. Law*.....*Not printed.*
- 44 (5q). Return to an Order of the House of the 15th January, 1913, for a copy of all letters, documents, telegrams, reports, correspondence, and recommendations in any way relating to the dismissal of R. Lunay, employee of the Marine shipyard at Prescott, Ontario. Presented March 20, 1914.—*Mr. Carroll*.....*Not printed.*
- 44 (5r). Return to an Order of the House of the 15th January, 1913, for a copy of all letters, documents, telegrams, reports, correspondence, and recommendations in any way relating to the dismissal of J. Slattery, employee of the Marine shipyard at Prescott, Ontario. Presented March 20, 1914.—*Mr. Béland*.....*Not printed.*
- 44 (5s). Return to an Order of the House of the 15th January, 1913, for a copy of all letters, documents, telegrams, reports, correspondence, and recommendations in any way relating to the dismissal of J. Walsh, employee of the Marine shipyard at Prescott, Ontario. Presented March 20, 1914.—*Mr. Chisholm (Inverness)*.....*Not printed.*
- 44 (5t). Return to an Order of the House of the 15th January, 1913, for a copy of all letters, documents, telegrams, reports, correspondence, and recommendations in any way relating to the dismissal of W. Gerts, employee of the Marine shipyard at Prescott, Ontario. Presented March 20, 1914.—*Mr. Wilson (Laval)*.....*Not printed.*
- 44 (5u). Return to an Order of the House of the 15th January, 1913, for a copy of all letters, documents, telegrams, reports, correspondence, and recommendations in any way relating to the dismissal of D. Boivard, employee of the Marine shipyard at Prescott, Ontario. Presented March 20, 1914.—*Mr. Kyte*.....*Not printed.*
- 44 (5v). Return to an Order of the House of the 15th January, 1913, for a copy of all letters, documents, telegrams, reports, correspondence, and recommendations in any way relating to the dismissal of G. Scott, employee of the Marine shipyard at Prescott, Ontario. Presented March 20, 1914.—*Mr. Nesbitt*.....*Not printed.*
- 44 (5w). Return to an Order of the House of the 15th January, 1913, for a copy of all letters, documents, telegrams, reports, correspondence, and recommendations in any way relating to the dismissal of J. Offspring, employee of the Marine shipyard at Prescott Ontario. Presented March 20, 1914.—*Mr. Warnock*.....*Not printed.*
- 44 (5x). Return to an Order of the House of the 15th January, 1913, for a copy of all letters, documents, telegrams, reports, correspondence, and recommendations in any way relating to the dismissal of J. Hayes, employee of the Marine shipyard at Prescott, Ontario. Presented March 20, 1914.—*Mr. Turriff*.....*Not printed.*
- 44 (5y). Return to an Order of the House of the 15th January, 1913, for a copy of all letters, documents, telegrams, reports, correspondence, and recommendations in any way relating to the dismissal of P. Belanger, from the service of the Marine Department at Prescott, Ontario. Presented March 20, 1914.—*Mr. Proulx*.....*Not printed.*
- 44 (5z). Return to an Order of the House of the 15th January, 1913, for a copy of all letters, documents, telegrams, reports, correspondence, and recommendations in any way relating to the dismissal of L. Place, employee of the Marine shipyard at Prescott, Ontario. Presented March 20, 1914.—*Mr. Pacaud*.....*Not printed.*
- 44 (6a). Return to an Order of the House of the 15th January, 1913, for a copy of all letters, documents, telegrams, reports, correspondence, and recommendations in any way relating to the dismissal of C. Kavanagh, employee of the Marine shipyard at Prescott, Ontario. Presented March 20, 1914.—*Mr. Carvell*.....*Not printed.*
- 44 (6b). Return to an Order of the House of the 15th January, 1913, for a copy of all letters, documents, telegrams, reports, correspondence, and recommendations in any way relating to the dismissal of J. Roche, employee of the Marine shipyard at Prescott, Ontario. Presented March 20, 1914.—*Mr. Sinclair*.....*Not printed.*
- 44 (6c). Return to an Order of the House of the 15th January, 1913, for a copy of all letters, documents, telegrams, reports, correspondence, and recommendations in any way relating to the dismissal of J. McInnis, employee of the Marine shipyard at Prescott, Ontario. Presented March 20, 1914.—*Mr. McGoig*.....*Not printed.*
- 44 (6d). Return to an Order of the House of the 15th January, 1913, for a copy of all letters, documents, telegrams, reports, correspondence, and recommendations in any way relating to the dismissal of E. Scott, employee of the Marine shipyard at Prescott, Ontario. Presented March 29, 1914.—*Mr. Demers*.....*Not printed.*
- 44 (6e). Return to an Order of the House of the 15th January, 1913, for a copy of all letters, documents, telegrams, reports, correspondence, and recommendations in any way relating to the dismissal of C. Wright, employee of the Marine shipyard at Prescott, Ontario. Presented March 20, 1914.—*Mr. Clark (Red Deer)*.....*Not printed.*
- 44 (6f). Return to an Order of the House of the 15th January, 1913, for a copy of all letters, documents, telegrams, reports, correspondence, and recommendations in any way relating to the dismissal of L. Lalonde, employee of the Marine shipyard at Prescott, Ontario. Presented March 20, 1914.—*Mr. Bureau*.....*Not printed.*

 CONTENTS OF VOLUME 28—*Continued.*

- 44 (6g). Return to an Order of the House of the 15th January, 1913, for a copy of all letters, documents, telegrams, reports, correspondence, and recommendations in any way relating to the dismissal of H. Birks, employee of the Marine shipyard at Prescott, Ontario. Presented March 20, 1914.—*Mr. Charlton*.....*Not printed.*
- 44 (6h). Return to an Order of the House of the 15th January, 1913, for a copy of all letters, documents, telegrams, reports, correspondence, and recommendations in any way relating to the dismissal of W. Jarvis, employee of the Marine shipyard at Prescott, Ontario. Presented March 20, 1914.—*Mr. Gauvreau*.....*Not printed.*
- 44 (6i). Return to an Order of the House of the 15th January, 1913, for a copy of all letters, documents, telegrams, reports, correspondence, and recommendations in any way relating to the dismissal of J. McDermott, employee of the Marine shipyard at Prescott, Ontario. Presented March 23, 1914.—*Mr. Devlin*.....*Not printed.*
- 44 (6j). Return to an Order of the House of the 27th January, 1913, for a copy of all letters, documents, telegrams, reports, correspondence, and recommendations in any way relating to the dismissal of George L. Brown, officer in charge of the Dominion lighthouse, Prescott Depot, Ontario, and the appointment of his successor. Presented March 23, 1914.—*Mr. Proulx*.....*Not printed.*
- 44 (6k). Return to an Order of the House of the 15th January, 1913, for a copy of all letters, documents, telegrams, reports, correspondence, and recommendations in any way relating to the dismissal of J. Lane, employee of the Marine shipyard at Prescott, Ontario. Presented March 23, 1914.—*Mr. MacNutt*.....*Not printed.*
- 44 (6l). Return to an Order of the House of the 15th January, 1913, for a copy of all letters, documents, telegrams, reports, correspondence, and recommendations in any way relating to the dismissal of D. Perrin, employee of the Marine shipyard at Prescott, Ontario. Presented March 23, 1914.—*Mr. Lemieux*.....*Not printed.*
- 44 (6m). Return to an Order of the House of the 15th January, 1913, for a copy of all letters, documents, telegrams, reports, correspondence, and recommendations in any way relating to the dismissal of J. A. Mundle, employee of the Marine shipyard at Prescott, Ontario. Presented March 23, 1914.—*Mr. Maclean (Halifax)*.....*Not printed.*
- 44 (6n). Return to an Order of the House of the 16th February, 1914, for a return showing the name of the postmaster of the Parish of St. Lambert, County of Lévis, who, it is stated, was dismissed from office since September, 1911, the reasons for such dismissal, the nature of the complaints made against him, the names of the parties who made those complaints, together with a copy of all correspondence and telegrams relating thereto, the name of the inquiring commissioner, and report of investigation, if any, and of all evidence taken at the investigation, the names of those who recommended the successor, names of the parties by whom the Government was represented at such investigation, with a detailed statement of all the accounts paid or to be paid by any department in connection with the aforesaid dismissal and investigation, the names of the parties who received any money or filed their accounts in connection with said investigation, and the amount awarded to or claimed by each of them. Presented March 23, 1914.—*Mr. Bourassa*.....*Not printed.*
- 44 (6o). Return to an Order of the House of the 2nd February, 1914, for a return showing the changes in postmasterships in Bonaventure County from January 1, 1913, to date, with a list of dismissals, and reasons therefor, and of new appointments, also a copy of all reports, correspondence, petitions and documents generally bearing on this subject; together with a list of post office contracts cancelled in said constituency, with reasons therefor, if any, and of new contracts awarded, with the old rate and the new, and whether tenders were called for, in each case, and whether contracts were awarded to lowest tenderer or not. Presented March 23, 1914.—*Mr. Marcell (Bonaventure)*.....*Not printed.*
- 44 (6p). Return to an Order of the House of the 2nd February, 1914, for a return of all reports, memorials, correspondence and documents generally, bearing on the dismissal of customs officials in Bonaventure county from January 1, 1913, to date, together with a statement of salaries paid to old and new officials, and a copy of recommendations on which new officials were appointed, if any. Presented March 25, 1914.—*Mr. Marcell (Bonaventure)*.....*Not printed.*
- 44 (6q). Return to an Order of the House of the 2nd February, 1914, for a return showing in detail the number of dismissals from office since October 1, 1911, not already brought down, of postmasters in the County of Albert, New Brunswick, together with the names of the dismissed postmasters, the reason of their dismissal, and a copy of the charges or complaints against such officials respectively, also a copy of all correspondence, recommendations, petitions, protests and other documents, and of all notes of evidence and of the reports of investigations, where such were held with respect to the same or relating thereto, or to the appointment of successors to fill such offices respectively. And also the names of all persons appointed to fill the vacancies caused by such dismissals, and the names of the persons by whom the same were respectively recommended for appointment. Presented March 25, 1914.—*Mr. Emmerson*.....*Not printed.*

 CONTENTS OF VOLUME 28—*Continued.*

- 44 (6r). Supplementary Return to an Order of the House of the 3rd March, 1913, for a return showing in detail the number of dismissals from public offices and positions of employment by the present Government since the 11th day of October, 1911, to this date, in the constituency of Queen's, Shelburne, Nova Scotia, in connection with any of the departments of the public service, not including cases in which orders have already been passed; together with the names of the dismissed officials or employees, the reason for their respective dismissals, the complaints or charges against them, and by whom made; together with a copy of all correspondence, letters, telegrams and other communications with respect to each such case of dismissal, and of all minutes of evidence of investigations, where any such were held and of all reports relating to such dismissals now in the possession of any of the departments of the Government, also the names of all parties appointed to fill the vacancies caused by such dismissals, and the names of the persons by whom the same may have been respectively recommended for appointment; together with a detailed statement of all amounts and expenses paid by any department in connection with the said dismissals and investigations or removals from office. Presented March 26, 1914.—*Mr. Law*.....*Not printed.*
- 44 (6s). Supplementary Return to an Order of the House of the 10th December, 1912, for a return showing all the public officers dismissed by the present Government in the electoral district of Kamouraska, with the names and duties of such persons respectively, the reason for their dismissal, the nature of the complaints brought against them, also of all correspondence relating thereto and reports of inquiries in cases where such have been held. Presented March 26, 1914.—*Mr. Lapointe (Kamouraska)*.....*Not printed.*
- 44 (6t). Return to an Order of the House of the 16th February, 1914, for a return showing the name of the postmaster of the Parish of Notre Dame de Charny, County of Lévis, who, it is stated, was dismissed from office since September, 1911, the reasons for such dismissal, the nature of the complaints made against him, the names of the parties who made those complaints, together with a copy of all correspondence and telegrams relating thereto, the name of the inquiring commissioner, and report of investigation, if any, and of all evidence taken at the investigation, the names of those who recommended the successor, names of the parties by whom the Government was represented at such investigation, with a detailed statement of all the accounts paid or to be paid by any department in connection with the aforesaid dismissal and investigation, the names of the parties who received any money or filed their accounts in connection with said investigation, and the amount awarded to or claimed by each of them. Presented March 31, 1914.—*Mr. Bourassa**Not printed.*
- 44 (6u). Return to an Order of the House of the 16th March, 1914, for a copy of all telegrams, letters and correspondence in connection with the dismissal of Charles S. Melanson, postmaster of Corberrie, Digby County, N.S. Presented April 1, 1914.—*Mr. Law* .
Not printed.
- 44 (6v). Return to an Order of the House of the 11th February, 1914, for a return showing reasons for the dismissal of Gordon McDonald, homestead inspector in the Grouard Land Agency, the date of his appointment and of dismissal, and salary at time of dismissal; also the names of inspector appointed in his place, with date of appointment and salary. Presented April 2, 1914.—*Mr. Oliver*.....*Not printed.*
- 44 (6w). Return to an Address to His Royal Highness the Governor General of the 17th February, 1913, for a copy of all letters, papers and documents relating to the appointment of W. F. Slack as clerk of works in the Department of Public Works at Ottawa; a copy of the charges against the said W. F. Slack, which were investigated by Honourable F. D. Monk, and of all the letters suspending and re-instating the said W. F. Slack; of the employees memorial, dated May 11, 1912, and addressed to Honourable F. D. Monk; praying for the retention in office of the said W. F. Slack; a copy of the charges investigated by Commissioner R. V. Sinclair, of the evidence taken and the reports made by the said commissioner; and also of all correspondence, requests, recommendations and orders in council relating to the dismissal of the said W. F. Slack. Presented April 2, 1914.—*Mr. Murphy**Not printed.*
- 44 (6x). Return to an Order of the House of the 28th April, 1913, for a copy of all correspondence, memoranda, reports, telegrams, and of all documents whatsoever, in connection with and having relation to the dismissal of William Brunelle, lighthouse keeper at Pointe à Citrouille, County of Champlain, Province of Quebec. Presented April 2, 1914.—*Mr. Bureau**Not printed.*
- 44 (6y). Return to an Order of the House of the 23rd March, 1914, for a copy of all documents, correspondence, petitions, recommendations, &c., in connection with the dismissal of Arthur Levesque, light keeper at Grosse Isle, Kamouraska, and with the appointment of his successor? Presented April 7, 1914.—*Mr. Lapointe (Kamouraska)*..*Not printed.*
- 44 (6z). Return to an Order of the House of the 28th April, 1913, for a copy of all correspondence, memoranda, reports, telegrams and all other documents whatsoever having reference to the dismissal of L. Philippe Carignan, lighthouse keeper at Champlain, County of Champlain. Presented April 2, 1914.—*Mr. Bureau*.....*Not printed.*

CONTENTS OF VOLUME 28—Continued.

- 44 (7a). Return to an Order of the House of the 23rd March, 1914, for a copy of all documents, petitions, correspondence, recommendations, investigations, &c., in connection with the dismissal of Dominique Levesque, lightkeeper at Rivière Ouelle wharf, County of Kamouraska, and with the appointment of his successor. Presented April 7, 1914.—*Mr. Lapointe (Kamouraska)*.....Not printed.
- 44 (7b). Return to an Order of the House of the 2nd February, 1914, for a return showing in detail the number of dismissals from public offices by the present Government in the electoral district of Shefford from the 1st of October, 1911, not already brought down to the present date; together with the names of the dismissed officers, the reasons for their dismissal, the complaints against such officials, names of the complainants in each case, and the names of their successors in office. Presented April 16, 1914.—*Mr. Boivin*.
Not printed.
- 44 (7c). Supplementary Return to an Order of the House of the 10th December, 1912, for a return showing all public officers removed by the present Government in the District of Portneuf, together with the names and duties of each person, the reasons for their dismissal, the nature of the complaints brought against them, also a copy of all correspondence relating thereto and reports of inquiries in cases where such were held. Presented April 16, 1914.—*Mr. Delisle*.....Not printed.
- 44 (7d). Return to an Order of the House of the 4th February, 1914, for a copy of all correspondence relative to the dismissal of Alex. W. Finlayson, keeper of light on St. Esprit Island, Richmond County, N.S., and to his resignation and the appointment of a successor. Presented April 17, 1914.—*Mr. Kyte*.....Not printed.
- 44 (7e). Return to an Order of the House of the 4th March, 1914, for a copy of all papers, evidence, &c., in connection with the investigation held by the Department of Marine and Fisheries against the light keeper of Cape Cove, County of Gaspé, in 1911. Presented April 17, 1914.—*Mr. Lemieux*.....Not printed.
- 44 (7f). Return to an Order of the House of the 16th February, 1914, for a copy of all telegrams, correspondence and documents of all kinds in any way relating to the dismissal or suspension from duty of Dan Cormier, an officer in the life-saving station at Eastern Harbour, Inverness County, Nova Scotia. Presented April 21, 1914.—*Mr. Chisholm (Inverness)* Not printed.
- 44 (7g). Return to Order of the House of the 16th February, 1914, for a copy of all documents bearing on the appointment and dismissal of Ben. V. Willett, as light keeper at Point Duthie, Quebec, and of the appointment of James Doddridge as his successor, as well as of those bearing on the contemplated removal of that light to Maria wharf. Presented April 21, 1914.—*Mr. Marcil (Bonaventure)*.....Not printed.
- 44 (7h). Return to an Order of the House of the 12th February, 1914, for a return showing the names of the postmasters who have been dismissed in the County of Lévis since the month of September, 1911; the number of the dismissed postmasters, since the month of September, 1911, who have been appointed in the place of postmasters dismissed under the late administration; and the names of the postmasters who were dismissed under the late administration. Presented April 22, 1914.—*Mr. Bourassa*..Not printed.
- 44 (7i). Return to an Order of the House of the 2nd March, 1914, for a copy of all correspondence, papers, documents, evidence, reports, telegrams, &c., relating to the dismissal of John A. L. McLellan, late Light keeper at Fish Island, Prince Edward Island. Presented April 28, 1914.—*Mr. Hughes (Kings, P.E.I.)*..... Not printed.
- 44 (7j). Return to an Order of the House of the 6th April, 1914, for a copy of all documents bearing on the dismissal of Thomas Le Blanc, as postmaster of Allard, Bonaventure County, and the appointment of his successor. Presented April 30, 1914.—*Mr. Marcil (Bonaventure)* Not printed.
- 44 (7k). Return to an Order of the House of the 21st April, 1913, for a copy of all letters, telegrams, petitions, complaints, evidence, reports and other documents relating to the dismissal of William E. Ehler, Lightkeeper, Queensport, N.S., also a detailed statement of the expenses connected with the investigation, distinguishing the allowance paid the commissioner from travelling expenses and witness fees; and of all papers connected with the appointment of Mr. Ehler's successor. Presented May 5, 1914.—*Mr. Sinclair*.
Not printed.
- 44 (7l). Return to an Order of the House of the 2nd March, 1914, for a copy of all letters, petitions, telegrams, evidence, reports, papers and documents in the possession of the Post Office Department, or any other Department, relating to the dismissal of Samuel Dickson, postmaster at Seaforth, Ontario, and if there was an investigation, the names of the investigator and witnesses, with a copy of the evidence and of all letters, papers, petitions, recommendations, or other documents connected with the appointment of Mr. Dickson's successor. Presented May 8, 1914.—*Mr. Ross*.....Not printed.

CONTENTS OF VOLUME 28—*Continued.*

- 44 (7m). Return to an Order of the House of the 6th April, 1914, for a copy of all petitions, letters, complaints and other documents relating to the dismissal of Charles McPherson, postmaster at North Riverside, County of Guysborough, N.S., and of all recommendations and correspondence relating to the appointment of his successor; also a copy of all evidence and of the report of the investigation, if any, and a statement of the expenses of said investigation. Presented May 8, 1914.—*Mr. Sinclair*.*Not printed.*
- 44 (7n). Return to an Order of the House of the 9th March, 1914, for a copy of all letters, telegrams, petitions, notes of evidence, charges, if any, and other papers and documents relating to the dismissal of Christian L. Ehler, postmaster at Queensport, N.S., and of all correspondence, petitions and other papers and documents relating to the appointment of his successor, with a detailed statement of the expenses of the said investigation, if any. Presented May 11, 1914.—*Mr. Sinclair*.*Not printed.*
- 44 (7o). Return to an Order of the House of the 12th March, 1914, for a return showing:—
 1. Whether Christian L. Ehler, postmaster at Queensport, N.S., has been dismissed; and if so, when?
 2. Whether the charges against this postmaster were in writing, and by whom the said charges were signed?
 3. What the charges were?
 4. Who conducted the investigation, if any?
 5. Whether the investigation took place after the dismissal or before?
 6. Whether the commissioner recommended the dismissal of this postmaster?
 7. The names of the witnesses examined?
 8. The expense of the investigation in detail?
 9. If the Postmaster General is of the opinion that the evidence taken at the investigation justified this dismissal? Presented May 11, 1914.—*Mr. Sinclair*.*Not printed.*
- 44 (7p). Return to an Order of the House of the 19th February, 1913, for a copy of all letters, petitions, telegrams, complaints, findings, reports and other papers in the possession of the Post Office Department, or any Department of the Government, relating to the dismissal or discharge of James White, postmaster at Sidney, British Columbia, and if there was an investigation, the names of the witnesses examined and a detailed statement of the expenses of such investigation; also of all letters, telegrams, recommendations and other papers connected with the appointment of his successor. Presented May 11, 1914.—*Mr. Sinclair*.*Not printed.*
- 44 (7q). Return to an Order of the House of the 9th March, 1914, for a copy of the petition, recommendations and other correspondence relating to the change in the location of the post office at Mount St. Patrick in South Renfrew, and the dismissal of the postmaster. Presented May 11, 1914.—*Mr. Graham*.*Not printed.*
- 44 (7r). Return to an Order of the House of the 16th February, 1914, for a copy of all documents bearing on the dismissal of the officer in charge of the Port Daniel West, Quebec, lobster hatchery, Edward Dea, and on the appointment of his successor. Presented May 15, 1914.—*Mr. Marcil (Bonaventure)*.*Not printed.*
- 44 (7s). Return to an Order of the House of the 20th April, 1914, for a copy of all correspondence in connection with the dismissal of A. C. Cameron of Fairlight, Saskatchewan, from his position as mail contractor. Presented May 16, 1914.—*Mr. Turriff*.*Not printed.*
- 44 (7t). Return to an Order of the House of the 16th March, 1914, for a copy of all charges, correspondence, letters, petitions, telegrams and other documents relating to the dismissal of Mr. Geo. F. Payne, postmaster at Granby, Shefford County, Quebec, and of the appointment of his successor, Mr. J. L. Dozois, N.P., and also of the transfer of the said office from the one to the other, together with a copy of the evidence taken at all investigations held in connection with the said dismissal, appointment and transfer, and of the reports of said investigations. Presented May 16, 1914.—*Mr. Boivin*.*Not printed.*
- 44 (7u). Return to an Order of the House of the 30th March, 1914, for a return showing the names of the postmasters who have been dismissed from the office since 1900, in the County of Portneuf, the number of investigations and the names of those whose cases were investigated. Presented May 16, 1914.—*Mr. Delisle*.*Not printed.*
- 44 (7v). Return to an Order of the House of the 23rd March, 1914, for a copy of all letters, telegrams, correspondence, complaints and protests on file, referring to the dismissal of the late postmaster at Havre Boucher, N.S., and to the appointment of a successor. Presented May 16, 1914.—*Mr. Chisholm (Antigonish)*.*Not printed.*
- 44 (7w). Return to an Order of the House of the 6th April, 1914, for a copy of all documents, investigations, reports and letters, concerning the dismissal of William Campbell, light keeper on the wharf at New Richmond, Quebec, and the appointment of James Robertson as his successor; together with a copy of recommendations and the letters respecting the appointment, if any. Presented May 29, 1914.—*Mr. Marcil (Bonaventure)*.*Not printed.*

 CONTENTS OF VOLUME 28—*Continued.*

- 44 (7x). Supplementary Return to an Order of the House of the 2nd February, 1914, for a return showing in detail the number of dismissals from public offices and positions of employment by the present Government since the first day of February, 1913, to date, in the County of Westmorland, New Brunswick, in connection with any of the Departments of the Public Service, except the Post Office Department, together with the names of the dismissed officials or employees, the reasons for their respective dismissal, the complaints or charges against them, and by whom made; together with a copy of all correspondence, letters, telegrams and other communications with respect to each such case of dismissal and of all minutes of evidence of investigations where any such were held and of all reports relating to such dismissals now in the possession of any of the departments of the Government, or of the Government Railway Managing Board, or of the officials of the Intercolonial and the Prince Edward Island Railways; also the names of all parties appointed to fill the vacancies caused by such dismissals, and the names of the persons by whom the same have been respectively recommended for appointment; together with a detailed statement of all amounts and expenses paid by any department in connection with the said dismissals and investigations or removals from office. Presented June 2, 1914.—*Mr. Emmerson*.....*Not printed.*
- 44 (7y). Return to an Order of the House of the 14th April, 1913, for a return showing the detail and number of dismissals from public offices in the Department of Marine and Fisheries from December 5, 1912, to this date, in the County of Bonaventure, the names of the dismissed occupants, the reasons for their dismissal, the complaints against such officials, and a copy of all correspondence with respect to the same, and of all reports of investigations, where such were held; as well as a list of the new appointments made by the department, with names, residence, salaries and duties, and a copy of all recommendations of such appointments. Presented June 2, 1914.—*Mr. Marcil (Bonaventure)*.
Not printed.
- 44 (7z). Return to an Order of the House of the 4th May, 1914, for a copy of all complaints and other documents bearing upon the dismissal of J. R. Denison as postmaster of Richmond, Quebec, and the appointment of his successor. Presented June 2, 1914.—*Mr. Tobin* *Not printed.*
- 44 (8a). Return to an Order of the House of the 4th May, 1914, for a copy of all correspondence exchanged by and with the Department of Inland Revenue and the late J. G. Mousseau and A. M. Coldwell, New Carlisle, Quebec, and David Champoux, Campbellton, N.B., or Restigouche, Quebec, in connection with the dismissal of Arthur B. Caldwell, Assistant Inspector of Weights and Measures, District of Quebec. Presented June 8, 1914.—*Mr. Marcil*.....*Not printed.*
- 44 (8b). Supplementary Return to an Order of the House of the 3rd March, 1913, for a return showing in detail the number of dismissals from public offices and positions of employment by the present Government since the 11th day of October, 1911, to this date, in the County of Annapolis, Nova Scotia, in connection with any of the departments of the public service, but not including cases in which orders have already passed together with the names of the dismissed officials or employees, the reason for their respective dismissals, the complaints or charges against them, and by whom made; together with a copy of all correspondence, letters, telegrams and other communications with respect to each such case of dismissal, and of all minutes of evidence of investigations, where any such were held, and of all reports relating to such dismissals now in the possession of any of the departments of the government; also the names of all parties appointed to fill vacancies caused by such dismissals, and the names of the persons by whom the same have been respectively recommended for appointment; together with a detailed statement of all amounts and expenses paid by any department in connection with the said dismissals and investigations or removals from office. Presented June 8, 1914.—*Mr. Chisholm (Antigonish)*.....*Not printed.*
- 44 (8c). Partial Return to an Order of the House of the 18th February, 1914, for a copy of all charges, complaints, memorials, correspondence and telegrams, not already produced, relating to officials in any department of the Government since October 10, 1911, the number of officials dismissed, reports of investigations held in respect of such charges, items of expenditure and cost of each investigation, the names of persons appointed to office in the place of dismissed officials, and of all recommendations received in behalf of persons so appointed in the Province of Prince Edward Island. Presented June 12, 1914.—*Mr. Hughes (Kings, P.E.I.)*.....*Not printed.*
- 44 (8d). Return to an Order of the House of the 1st June, 1914, for a copy of all charges and complaints, letters, telegrams and correspondence respecting the dismissal of Captain Jeremiah Decoste, mate and craneman, employed on dredge No. 6 under Captain Dan Gillis during the season of 1912, and of all representations made and correspondence had with the Department of Public Works, or any officer thereof regarding his re-instatement. Presented June 12, 1914.—*Mr. Chisholm (Antigonish)*....*Not printed.*
45. Return to an Order of the House of the 12th May, 1913, for a copy of all communications made by the Canadian Forestry Association to the Government between March 31, 1912, and March 31, 1913, with the replies made thereto. Presented January 19, 1914.—*Mr. Oliver* *Not printed.*

 CONTENTS OF VOLUME 28—*Continued.*

46. Return to an Order of the House of the 16th January, 1913, for a return showing the number of bushels of grain and sacks or barrels of flour which were shipped from Port William and Port Arthur by vessel during 1912, and the different kinds of grain respectively; to what points were the same shipped in Canada and the United States giving quantities and kinds respectively, and at what points in Canada was grain or flour received by vessel from the United States, giving the quantities and kinds respectively. Presented January 19, 1914.—*Mr. Bennett (Simcoe)*.....*Not printed.*
47. Return to an Order of the House of the 7th May, 1913, for a copy of the report concerning Indian Titles which was presented to the Superintendent General of Indian Affairs under date of August 20, 1909. Presented January 19, 1914.—*Mr. Thompson (Yukon)*.....*Not printed.*
48. Copy of Order in Council No. P. C. 3002, dated 29th November, 1913, in respect to Pensions or Gratuities to officers of the Royal Canadian Navy, in accordance with section 47 of the Naval Service Act, 1910. Presented by Hon. Mr. Hazen, January 19, 1913.
.....*Not printed.*
49. Return to an Order of the House of the 26th May, 1913, for a copy of all telegrams, letters, &c., from the Department of Customs sent to or received from John C. Bourinot, Port Hawkesbury, customs officer, during the years 1895-6-7. Presented January 19, 1914.—*Mr. Chisholm (Inverness)*.....*Not printed.*
- 49a. Return to an Order of the House of the 26th May, 1913, for a return showing a complete list of the seizures made by John C. Bourinot, during his incumbency as acting preventive officer from 1884 to 1886; also during his term of office, as Collector of Customs for the Port of Hawkesbury from 1886 to 1898, also during his term of office of special officer of customs from 1898 to 1912; with the date of each seizure, number of each seizure, name of party from whom seizure was made, in case of vessels, the names of the vessels; also the names of the owners of such vessels, the amount of each seizure, name of port where seizure was made, and the amount of the seizures made by him from 1884 to May 1, 1912, for the whole Province of Nova Scotia. Presented January 19, 1914.—*Mr. Chisholm (Inverness)*.....*Not printed.*
50. Statement of Governor General's Warrants issued since the last session of parliament on account of 1913-14. Presented by Hon. Mr. White, January 19, 1914.....*Not printed.*
51. Statement in pursuance of Section 17 of the Civil Service Insurance Act, for the year ending March 31, 1913. Presented by Hon. Mr. White, January 19, 1914.....*Not printed.*
52. Statement of Superannuation and Retiring Allowances in the Civil Service during the year ending December 31, 1913, showing name, rank, salary, service, allowance and cause of retirement of each person superannuated or retired, also whether vacancy is filled by promotion or by appointment, and salary of any new appointee. Presented by Hon. Mr. White, January 19, 1914.....*Not printed.*
53. Statement of Receipts and Expenditures of the Ottawa Improvement Commission to March 31, 1913. Presented by Hon. Mr. White, January 19, 1914.....*Not printed.*
54. Statement of expenditure on account of "Miscellaneous Unforeseen Expenses," from the 1st April, 1913, to the 14th January, 1914, in accordance with the Appropriation Act of 1912. Presented by Hon. Mr. White, January 19, 1914.....*Not printed.*
55. Statement of the affairs of the Royal Society of Canada, for the year ended April 30, 1913. Presented by Hon. Mr. White, January 19, 1914.....*Not printed.*
56. Statement of Temporary Loans since March 31, 1913. Presented by Hon. Mr. White, January 19, 1914.....*Not printed.*
57. Statement of Treasury Bills discounted since March 31, 1913. Presented by Hon. Mr. White, January 19, 1914.....*Not printed.*
58. Certified List of Shareholders of the Montreal City and District Savings Bank, and La Caisse D'Economie de Notre Dame de Quebec, as on the 31st December, 1913. Presented by Hon. Mr. White, January 19, 1914.....*Not printed.*
59. Copies of General Orders promulgated to the militia for the period between November 18, 1912, and November 25, 1913. Presented by Hon. Mr. Hughes, January 19, 1914.
.....*Not printed.*
60. Return to an Order of the House of the 30th April, 1913, for a copy of the report made by the Inquiring Commissioner, Mr. J. H. Bergeron, in the inquiry lately held by him, at Quebec, re Doctor J. D. Page, of Quebec, and of the reports made by the advocate of the complainant and defendant in the same cause at the request of the Inquiring Commissioner. Presented January 20, 1914.—*Mr. Boulay*.....*Not printed.*
61. Return to an Order of the House of the 26th March, 1913, for a copy of all petitions, reports, recommendations, correspondence, letters, telegrams and other communications concerning the east half of section 36, in township 6, range 8, west of the fourth meridian. Presented January 20, 1914.—*Mr. Buchanan*.....*Not printed.*

 CONTENTS OF VOLUME 28—Continued.

- 61^a. Return to an Order of the House of the 24th February, 1913, for a copy of all memoranda, letters, papers, or other documents in the possession of the Department of the Interior relating to the N.W. $\frac{1}{4}$ of 8-49-23-4, and the S.W. $\frac{1}{4}$ of 7-49-23-4. Presented January 20, 1914.—*Mr. Oliver*.....Not printed.
62. Return to an Order of the House of the 22nd January, 1913, for a copy of all correspondence, &c., exchanged between the Minister of Labour and the Canadian Pacific Railway strikers on their application for a Board of Conciliation and Investigation. Presented January 20, 1914.—*Mr. Lemieux*.....Not printed.
63. By-laws of the Moravian Indians of the Thames and Regulations of the Abenakis Indians of St. Francis, approved by His Excellency the Administrator in Council on the 27th March, 1913, and the 21st April, 1913, respectively. Presented by Hon. Mr. Coderre, January 20, 1914.....Not printed.
64. General Rules and Orders of the Exchequer Court of Canada made, respectively, on the 24th September, 1913, and the 13th December, 1913. Presented by Hon. Mr. Coderre, January 20, 1914.....Not printed.
65. Regulations under "The Destructive Insect and Pest Act."—(*Senate*).....Not printed.
66. Remission of Duties and refund under Section 92, Audit Act.—(*Senate*).....Not printed.
67. Return to an Order of the House of the 19th May, 1913, for a return showing a comparative and detailed statement of costs of production, maintenance, operation, and management, and receipts of the Dog Fish Reduction Works at Clark's Harbour, N.S., for the years 1910, 1911 and 1912. Presented January 21, 1914.—*Mr. Maclean (Halifax)*.
Not printed.
68. Return to an Order of the House of the 21st May, 1913, for a copy of all papers, letters, documents, contracts, settlements, records of settlements, and all other papers and documents in any way relating to the claim of the Rainy River Navigation Company against the Government, arising out of a subsidy agreement for the operation of certain boats between Port Frances and Kenora for the season of 1911, or in connection with the settlement of the said claim, or of the said subsidy. Presented January 21, 1914.—*Mr. Maclean (York)*.....Not printed.
69. Return to an Order of the House of the 31st March, 1913, for a copy of all correspondence, letters, telegrams, reports, recommendations, certificates, and of all other documents relating to the appointment of Mr. J. S. Jackson as superintendent of the Government shipyards at St. Joseph de Sorel. Presented January 22, 1914.—*Mr. Cardin*.
Not printed.
70. Return to an Order of the House of the 29th January, 1913, for a copy of all letters, petitions, telegrams, complaints, reports, bonds of indemnity, and all other papers and documents in the possession of the Post Office Department, or any department of the Government, relating to the letting of a contract for carrying the mails between Sherbrooke, County of Guysborough, N.S., and Moser's River, County of Halifax, N.S., during the years 1911 and 1912. Presented January 22, 1914.—*Mr. Sinclair*.....Not printed.
- 70^a. Return to an Order of the House of the 29th January, 1913, for a copy of all letters, and other documents relating to the mail contract between Scotsburn Station and West Branch, River John, County of Pictou, in the year 1912. Presented January 22, 1914.—*Mr. Macdonald*.....Not printed.
- 70^b. Return to an Order of the House of the 2nd April, 1913, for a copy of all correspondence, reports and other documents relative to the mail contract between Scotsburn and West Branch, River John, Pictou County, since October 1, 1911. Presented January 22, 1914.—*Mr. Macdonald*.....Not printed.
- 70^c. Return to an Order of the House of the 10th December, 1912, for a return showing (a) each mail contract awarded since the 15th of October, 1911; (b) the name of the tenderer in each case; (c) the figures of each tender; and (d) the name of each party to whom such contract has been awarded. Presented January 22, 1914.—*Mr. Lemieux*.....Not printed.
- 70^d. Return to an Order of the House of the 15th January, 1913, for a return showing a list of the mail carriers whose contracts have been cancelled or renewed by the present Government in the County of Two Mountains, the names of such persons, the reasons for cancelling or renewing the said contracts, the former price and the present price of the said contracts; also a copy of all correspondence relating to the said mail carriers. Presented January 22, 1914.—*Mr. Ethier*.....Not printed.
- 70^e. Return to an Order of the House of the 9th December, 1912, for a return showing all the mail contracts made between the Post Office Department of Canada and any party or parties, and cancelled before the maturity thereof from October 15, 1911, to the 15th of November, 1912, designating such cancelled mail contracts by giving the name of the contractor, the amount of the contract, the period of the unexpired service, the name of the district or districts, and the county and province wherein the service was performed, together with the reasons for such cancellation. Presented February 12, 1914.—*Mr. Maclean (Halifax)*.....Not printed.

 CONTENTS OF VOLUME 28—*Continued.*

- 70f.** Return to an Order of the House of the 29th January, 1913, for a copy of all papers, and documents of every nature and kind relating to a certain mail contract between Back Shore and Pictou, County of Pictou, since the death of the late contractor D. G. McKay, in 1912. Presented February 20, 1914.—*Mr. Macdonald*.....*Not printed.*
- 70g.** Return to an Order of the House of the 14th April, 1913, for a copy of the contract between the Post Office Department and Napoleon Le Blanc, for the carrying of the mails between Carleton Centre and Carleton, Quebec, Railway Station, and of all correspondence, petitions, and other letters bearing on the cancelling of that contract and the awarding of a new one, with a copy of said new contract. Presented February 23, 1914.—*Mr. Marcell (Bonaventure)*.....*Not printed.*
- 70h.** Return to an Order of the House of the 2nd April, 1913, for a copy of all papers relating to the mail contract from Noël to Walton, County of Hants, during the present year. Presented February 26, 1914.—*Mr. Macdonald*.....*Not printed.*
- 70i.** Return to an Order of the House of the 12th May, 1913, for a copy of all tenders for, and correspondence relating to, the awarding of the contract for the carrying of His Majesty's mail between Warkworth and Colborne, County of Northumberland. Presented February 26, 1914.—*Mr. Graham*.....*Not printed.*
- 70j.** Return to an Order of the House of the 12th May, 1913, for a copy of all correspondence, papers, &c., in connection with the carrying of the mail between St. François Xavier de Brompton and Windsor Mills, Quebec. Presented February 26, 1914.—*Mr. Tobin*.
Not printed.
- 70k.** Return to an Order of the House of the 17th February, 1913, for a return showing the number of mail contracts cancelled in the Province of Nova Scotia since October 10, 1911, the names of the contractors, the prices paid to them, the reason for the cancellation in each case, and a copy of any investigations and reports had into the causes of such cancellations, the names of the new contractors and the prices paid to them in each case. Presented March 2, 1914.—*Mr. Sinclair*.....*Not printed.*
- 70l.** Return to an Order of the House of the 4th December, 1912, for a return showing the number of mail contracts cancelled in the County of Pictou since the 1st of October, 1911; the names of the contractors, the prices paid to them, the reason for the cancellation in each case; and a copy of any investigations and reports had into the causes of such cancellations, the names of the new contractors and the prices paid to them in each case. Presented March 2, 1914.—*Mr. Macdonald*.....*Not printed.*
- 70m.** Return to an Order of the House of the 31st March, 1913, for a copy of all tenders received and of all letters, telegrams, papers and other documents relating to the mail contract between Tatamagouche and Brûlé Shore, Colchester County, during the present year. Presented March 2, 1914.—*Mr. Macdonald*.....*Not printed.*
- 70n.** Return to an Order of the House of the 9th December, 1912, for a copy of all letters, telegrams and correspondence referring to the tenders received and the contracts awarded, if any, for the carrying of the mails between Antigonish and Livingstone Cove. Presented March 5, 1914.—*Mr. Chisholm (Antigonish)*.....*Not printed.*
- 70o.** Return to an Order of the House of the 19th May, 1913, for a copy of all telegrams and correspondence on file relating to the mail service between Antigonish and Livingstone Cove, and of the tenders received, and the contract entered into for this service. Presented March 12, 1914.—*Mr. Chisholm (Antigonish)*.....*Not printed.*
- 70p.** Return to an Address to His Excellency the Administrator of the 28th April, 1913, for a copy of all documents, tenders, contracts, correspondence, orders in council, &c., in reference to the mail service between Bridgetown, Port Lorne and Hampton, Parker's Cove, Annapolis County, N.S., for which service tenders were recently solicited. Presented March 12, 1914.—*Mr. Maclean (Halifax)*.....*Not printed.*
- 70q.** Return to an Order of the House of the 9th February, 1914, for a copy of the advertisement for tenders, and of the tenders received, and of the contract awarded last year, for the carrying of the mails between Antigonish and Livingstone Cove, and of all letters, telegrams, correspondence and documents in any way relating thereto. Presented March 12, 1914.—*Mr. Chisholm (Antigonish)*.....*Not printed.*
- 70r.** Return to an Order of the House of the 2nd February, 1914, for a return showing the names of all persons tendering, the amount of tender, and to whom awarded in 1913, for the carriage of mails covering the following mail routes in Shelburne County, Nova Scotia; Shelburne to Jordan Bay and Jordan Ferry and return; Clyde River to Upper Clyde and return; Lower Woods Harbour to Charlesville and return; Port Le Herbert to Sable River. Presented March 20, 1914.—*Mr. Maclean (Halifax)*.....*Not printed.*
- 70s.** Return to an Order of the House of the 9th February, 1914, for a copy of all tenders, contracts, documents, papers and correspondence in connection with tenders and contracts for the carriage of mails between Bridgetown and Port Lorne, Hampton and Parker's Cove, in 1912. Presented March 20, 1914.—*Mr. Maclean (Halifax)*.....*Not printed.*

 CONTENTS OF VOLUME 28—*Continued.*

- 70t.** Return to an Order of the House of the 9th February, 1914, for a copy of the contract entered into last year for the carrying of the mails between North Lochaber and Collegetown, and of all letters, telegrams, and correspondence referring to said service and the awarding of said contract. Presented March 23, 1914.—*Mr. Chisholm (Antigonish)*.
Not printed.
- 70u.** Return to an Order of the House of the 9th February, 1914, for a copy of the advertisement for tenders, and of the tenders received last year for the carrying of the mails between Merigomish and Malignant Cove, and of all letters, telegrams and correspondence and documents in any way relating thereto. Presented March 25, 1914.—*Mr. Chisholm (Antigonish)*.
Not printed.
- 70v.** Return to an Order of the House of the 19th March, 1914, for a return showing how many mail contracts have been cancelled in the County of Inverness from September, 1911, up to date.
2. The route of each contract, the name of the contractor, and the amount of each contract.
3. The reasons for cancelling the several contracts. Presented April 22, 1914.—*Mr. Chisholm (Inverness)*.
Not printed.
- 70w.** Return to an Order of the House of the 30th March, 1914, for a copy of all letters, telegrams, correspondence, guarantee bonds, and other documents and security relating to the renewal of the contract with George A. Stewart for carrying mail between North Lochaber and West Lochaber, in or about the month of May, 1913, of the subsequent cancellation of said renewal contract, and of the contract made with Hugh D. Cameron for said service. Presented April 29, 1914.—*Mr. Chisholm (Antigonish)*.
Not printed.
- 70z.** Return to an Order of the House of the 4th March, 1914, for a copy of all correspondence, telegrams and papers generally concerning the increased railway mail subsidy recently agreed upon by the Postmaster General and the various railway companies. Presented April 30, 1914.—*Mr. Lenioux*.
Not printed.
- 70y.** Return to an Order of the House of the 4th May, 1914, for a return showing the names of the 82 tenderers for the carrying of the mails between Baie St. Paul and Murray Bay, County of Charlevoix, and the amount of the tender in each case. Presented May 8, 1914.—*Mr. Lenioux*.
Not printed.
- 70z.** Return to an Order of the House of the 20th April, 1914, for a copy of all letters, papers, contracts, memoranda and other documents relative to the mail contract between Picout post office and railway station, between the Post Office Department and Peter Foley. Presented May 8, 1914.—*Mr. Macdonald*.
Not printed.
- 70 (2a).** Return to an Order of the House of the 23rd March, 1914, for a copy of all documents, letters, recommendations, &c., in connection with a contract awarded to Christophe Lavesque, of St. Eleuthère, for the conveyance of the mail between St. Eleuthère and Sully. Presented May 11, 1914.—*Mr. Lapointe (Kamouraska)*.
Not printed.
- 70 (2b).** Return to an Order of the House of the 11th May, 1914, for a return showing:—
1. Whether Mr. David Armstrong, mail carrier of the City of Sherbrooke, has been dismissed. If so, for what cause?
2. Whether an investigation was held at which he was given an opportunity of meeting his accusers and being heard in his own defence?
3. How many years Mr. Armstrong has been in the service?
4. What remuneration he was receiving for his services?
5. Whether a successor has been appointed? If so, what his name is, who recommended him and what remuneration he received. Presented May 28, 1914.—*Mr. McCrea*.
Not printed.
- 70 (2c).** Return to an Order of the House of the 18th May, 1914, for a copy of all correspondence, papers, tenders and other documents in any way referring to the transfer from J. A. Campbell to Alexander Macdonnell of the contract for carrying the mail from Port Hood to South West Port Hood. Presented June 2, 1914.—*Mr. Chisholm (Inverness)*.
Not printed.
- 70 (2d).** Return to an Order of the House of the 15th February, 1913, for a return in duplicate showing the number of mail contracts cancelled in the Counties of Westmorland, Albert, Kings and Kent, Province of New Brunswick, since October 9, 1911, the names of the contractors, the prices paid to them, the reason for the cancellation in each case, and a copy of any investigations and reports had into the causes of such cancellations, the names of the new contractors, and the prices paid to them in each case; and in cases where tenders were asked and received preliminary to such new contracts, a statement in duplicate showing names of the tenderers, with the offers made by each, the name of the successful tenderer, and the amount or price for which contract was executed in each case; together with a copy in duplicate of all letters, correspondence and other communications relating to each such cancellation and the giving of any new contract. Presented June 2, 1914.—*Mr. Emmerson*.
Not printed.

 CONTENTS OF VOLUME 28—*Continued.*

71. Return to an Order of the House of the 2nd June, 1913, for a copy of all correspondence and telegrams relating to complaints, political or otherwise, made against Mrs. Marcelline Roy, postmistress at Elm Tree, Gloucester County, N.B., which led the department to issue an order for an investigation, and the said postmistress to tender her resignation, and to the appointment of her successor. Presented January 22, 1914.—*Mr. Turgeon* *Not printed.*
72. Return to an Order of the House, of the 26th March, 1913, for a copy of all petitions recommendations, correspondence, letters, telegrams and other communications concerning the change in location of the post office known as Masinasin, Province of Alberta. Presented January 22, 1914.—*Mr. Buchanan* *Not printed.*
73. Return to an Order of the House of the 31st March, 1913, for a copy of all letters, telegrams and petitions concerning the closing of the Moulin Basinet post office, Parish of St. Jean de Matha, County of Joliette. Presented January 22, 1914.—*Mr. Lemieux* *Not printed.*
74. Return to an Order of the House of the 7th April, 1913, for the production of one sample of a patented lock and key sold by the Ontario Equipment Company of Ottawa to the Post Office Department. Presented January 22, 1914.—*Mr. Verville* *Not printed.*
- 74a. Return to an Order of the House of the 2nd April, 1913, for a copy of all correspondence between the Post Office Department and Alleyn Taschereau, advocate of Quebec, concerning the purchase of new locks for the mail bags. Presented January 22, 1914.—*Mr. Carvell* *Not printed.*
- 74b. Return to an Order of the House of the 4th March, 1914, for a copy of the application, correspondence and papers generally concerning mail lock patent No. 151043. Presented May 11, 1914.—*Mr. Lemieux* *Not printed.*
75. Return to an Order of the House of the 10th February, 1913, for a copy of all letters, telegrams and other correspondence exchanged between the Post Office Department and Messrs. A. de Macdonald, Elzear Monpetit and all others, relating to the change of the postmasters at Ile Perrot North and Ile Perrot South, Vaudeuil Station, Roquebrune, St. Lazare Village, Mount Oscar and Pte. Fortune, and of the report of the inquiring commissioner in each of the cases in which an inquiry was held; of the correspondence exchanged between the parties above named relative to the new post office building at Rigaud and of correspondence exchanged between the parties above mentioned, relating to the post offices lately named Choisy and Demartigny. Presented January 22, 1914.—*Mr. Boyer* *Not printed.*
- 75a. Return to an Order of the House of the 9th April, 1913, for a copy of all documents bearing on changes asked for in the postmastership of Port Daniel Centre, Avignon, New Richmond and Black Cape, Bonaventure County; and of all documents bearing on the closing of Black Cape East post office, Bonaventure County. Presented January 22, 1914.—*Mr. Marcil* *Not printed.*
- 75b. Return to an Order of the House of the 2nd February, 1914, for a copy of all letters, telegrams, papers, and other documents connected with the removal of the post office from the store of Alexander Robertson at Red Point, P.E.I., to the store of J. E. Robertson of the same place. Presented February 20, 1914.—*Mr. Hughes (P.E.I.)* *Not printed.*
- 75c. Return to an Order of the House of the 16th February, 1914, for a copy of any complaints made against John A. Campbell, postmaster of New Richmond, Quebec, and of all correspondence bearing on any change called for in that office. Presented March 17, 1914.—*Mr. Marcil (Bonaventure)* *Not printed.*
76. Return to an Order of the House of the 7th May, 1913, for a copy of all correspondence and telegrams exchanged between the Post Office Department, the Government or any member thereof, the post office inspector at St. John, N.B., or any official of the Post Office Department at St. John, N.B., on the one hand, and the postmaster at Kouchibouguac, Kent County, N.B., Mr. Cliff Atkinson, or any other person, corporation or firms, relating to the sale or non-purchase of postage stamps, or the mailing of letters, delivery of mail, &c., at the said post office; together with a copy of all correspondence, reports and other papers and documents in any wise relating thereto, on file in the Post Office Department at Ottawa, or in the office of the post office inspector at St. John, N.B.; also a copy of all regulations or orders of the Post Office Department relating to the sale of postage stamps, or the mailing of letters, or the delivery of mails, or generally as to the use of post office by residents and non-residents. Presented January 22, 1914.—*Mr. Emmerson* *Not printed.*
77. Return to an Order of the House of the 2nd June, 1913, for a return showing the names, dates of appointment and salary respectively, of the employees of the Moosejaw post office. Presented January 22, 1914.—*Mr. Knowles* *Not printed.*
- 77a. Return to an Order of the House of the 24th February, 1913, for a copy of all letters, telegrams, recommendations, petitions and documents, relating to the appointment of Mr. Pierre Cournoyer as postmaster at St. Pierre de Sorel, County of Richelieu. Presented January 22, 1914.—*Mr. Cardin* *Not printed.*

 CONTENTS OF VOLUME 28—*Continued.*

- 77b. Return to an Order of the House of the 14th April, 1913, for a return showing what public officers have been appointed in the City of Quebec, in the Departments of Inland Revenue, Post Office, Railways and the Transcontinental, Customs, Immigration, Marine and Fisheries, Public Works and Militia, since the 1st October, 1911, up to this date; together with the names and duties of these persons, the dates of their appointment, the salary paid in each case and the increases granted since; also the date of these increases, and which ones of these officers have passed the Civil Service examinations required for the positions which they occupy, and on what dates they passed such examinations; and also a copy of all correspondence, requests, recommendations and reports relating to the appointment of these officers. Presented January 22, 1914.—*Mr. Lachance.*
Not printed.
- 77c. Return to an Order of the House of the 29th January, 1913, for a copy of all letters, petitions, telegrams, complaints, evidence, reports and other papers and documents in the possession of the Department of Railways and Canals, or of the Intercolonial Railway, or of the Government Railways Managing Board, relating or in any manner appertaining to the appointment and employment of train or ticket agents on the Intercolonial Railway and Prince Edward Island Railway, together with a copy of all statements showing the amounts received by said agent, in cash and tickets, on the trains of the respective divisions of said railways; and also showing the amounts received during corresponding periods for the past two years, in cash and tickets, on the same trains on the said respective divisions by the conductors of said trains, when no train or ticket agents were employed thereon, either before or since the employment of such agents on the respective trains and also a copy of all statements showing the results of the experiment in employing such ticket agents. Presented January 22, 1914.—*Mr. Emmerson**Not printed.*
- 77d. Partial Return to an Order of the House of the 9th December, 1912, for a return showing when Mr. J. G. H. Bergeron was appointed commissioner to hold investigations, the number of investigations held since his appointment, salary received in each case and the amount paid for travelling expenses in each case. Presented January 22, 1914.—*Mr. Lemieux**Not printed.*
- 77e. Return to an Address to His Royal Highness the Governor General of the 29th January, 1913, for a copy of all orders in council, memoranda or instructions issued to or written to H. P. Duchemin in connection with his appointment as a commissioner to conduct investigations regarding political partisanship in the Province of Nova Scotia; also a copy of all letters received by any department of the Government from the said H. P. Duchemin relating to such investigations since the date of his appointment as such commissioner, and all instructions of whatever nature at any time issued to him relating to such investigations. Presented January 22, 1914.—*Mr. Lemieux**Not printed.*
- 77f. Appointment of F. Roy, as postmaster of St. Philippe de Nery, &c., Province of Quebec. Presented January 22, 1914.—*Mr. Lapointe (Kamouraska)**Not printed.*
- 77g. Supplementary Return to an Order of the House of the 9th December, 1912, for a return showing when Mr. J. G. H. Bergeron was appointed commissioner to hold investigations, the number of investigations held since his appointment, salary received in each case and the amount paid for travelling expenses in each case. Presented February 23, 1914.—*Mr. Lemieux**Not printed.*
- 77h. Return to an Order of the House of the 9th February, 1914, for a copy of all correspondence, telegrams, and other documents, relating to the removal of T. J. Oliver, as Dominion Lands Agent at Humboldt, Saskatchewan, his appointment to his present position, and the appointment of his successor at Humboldt. Presented March 6, 1914.—*Mr. Neely**Not printed.*
- 77i. Return to an Order of the House of the 9th February, 1914, for a copy of all correspondence, telegrams, letters of instructions, or other documents relating to the removal of W. S. McKechnie, as Dominion Lands Agent at Prince Albert, Saskatchewan, and the appointment of his successor. Presented March 6, 1914.—*Mr. Neely**Not printed.*
- 77j. Return to an Order of the House of the 2nd February, 1914, for a copy of all correspondence, telegrams and papers generally in connection with the appointment of Joseph Lemieux as postmaster at Mont Louis, County of Gaspé. Presented March 6, 1914.—*Mr. Lemieux**Not printed.*
- 77k. Return to an Order of the House of the 7th April, 1913, for a copy of all correspondence, telegrams, petitions, affidavits, complaints, certificates, recommendations, reports and other documents relating to the engagement and appointment for the year 1913, of the captains and first and second engineers for dredging machines Nos. 1, 2, 3, 4, 5, 6, 7, 8, 9, 10 and 11 of the Department of Marine and Fisheries, under the control of the agency at Sorel, and employed in the deepening of the St. Lawrence below Montreal. Return to an Order of the House of the 7th April, 1913, for a copy of all correspondence, telegrams, petitions, affidavits, complaints, certificates, recommendations, reports and other documents, relating to the engagement and appointment of the captains and engineers for the year 1913, for the tugs *Carmelia*, *Chambly*, *Contrecoeur*, *De Lévis*, *Emilia*, *Iberville*, *James Howden*, *Jesse Hume*, *Lac St. Pierre*, *Lanoraie*, *Lotbinière*, *Portneuf*, *Varennes* and *Vercheres*, of the Department of Marine and Fisheries under the control of the agency at Sorel. Presented March 23, 1914.—*Mr. Cardin**Not printed.*

CONTENTS OF VOLUME 28—Continued.

- 77l.** Return to an Order of the House of the 23rd March, 1914, for a return showing:—
 1. How many additional employees have been added to the Customs Department in the City of Halifax, since October 10, 1911.
 2. Their names and salaries at the time of their appointment, their respective salaries at present, and also their respective ages at the time of appointment.
 3. Whether all of them passed the necessary Civil Service examinations for the Customs service.
 4. How many temporary clerks there are upon the said Customs staff, who they are, and the dates of their appointment. Presented April 2, 1914.—*Mr. Maclean (Halifax)* *Not printed.*
- 77m.** Return to an Order of the House of the 28th April, 1913, for a copy of all letters and telegrams exchanged between the Government and Messrs. Arch. Macdonald, Elz. Monpetit and others, on the subject of the appointment of caretakers of the post office at Rigaud, Messrs. Jean Baptiste Charlebois and Napoleon Vallée. Presented April 2, 1914.—*Mr. Boyer* *Not printed.*
- 77n.** Return to an Order of the House of the 23rd February, 1914, for a copy of all correspondence, recommendations, &c., relating to the appointment of Allan Morrison, St. Peter's, N.S., as inspector of dwellings erected on Gregory Island, Richmond County, N.S., in 1912-1913, and of all accounts, charges, vouchers, &c., rendered to the Department of Marine and Fisheries by the said Allan Morrison as such inspector. Presented April 7, 1914.—*Mr. Kyte* *Not printed.*
- 77o.** Return to an Order of the House of the 9th February, 1914, for a return showing the names, date of appointment, length of service, remuneration and office held by each of all the employees of the Department of the Interior in the outside service since January 1, 1912, to December 31, 1913, not given in the Civil Service list of 1912 or 1913. Presented April 21, 1914.—*Mr. Neely* *Not printed.*
- 77p.** Return to an Order of the House of the 16th April, 1914, for a return showing:—
 1. How many appointments have been made in the Customs Department at Montreal since the 1st of October, 1911.
 2. The names of the persons so appointed, and the dates of their respective appointments.
 3. After what recommendations have they been appointed.
 4. The salary of each of these new employees.
 5. What increases of salaries have been granted in the same department since the same date, and to whom, and why. Presented April 29, 1914.—*Mr. Proulx* *Not printed.*
- 77q.** Return to an Order of the House of the 2nd February, 1914, for a return showing the number of engineers, assistant engineers, draftsmen, clerks, divers, and students in engineering or surveying, or other parties employed by the Department of Public Works in the constituency of Bonaventure, from October 11, 1911, to date, with their names, residences, salaries, nature of their work, time employed, and on whose recommendation, together with a copy of all correspondence, and reports bearing on such employment, and of reports made to the said Department of Public Works in that constituency from January, 1913, to date. Presented April 30, 1914.—*Mr. Marcil (Bonaventure)* *Not printed.*
- 77r.** Return to an Order of the House of the 12th March, 1914, for a return showing:—
 1. Whether Louis Philippe Thibault, Alphonse Poirier, J. A. Morin, C. F. Rioux, Thomas Thibault and Adjutor Demers, of Lévis, have been appointed to positions under the control of the Postmaster General of Canada.
 2. If so, to what positions they have been appointed, what their duties are, when they were appointed and their salaries, respectively.
 3. The names of the officers who have been dismissed and replaced by the above.
 4. The total amount of the annual salaries of said dismissed officers. Presented May 4, 1914.—*Mr. Bourassa* *Not printed.*
- 77s.** Return to an Order of the House of the 16th March, 1914, for a copy of all recommendations, protests, petitions, and representations received by the Government or any Department or Minister thereof, regarding the appointment of the present collector of customs at Antigonish, and of all the letters, telegrams and correspondence relating thereto. Presented May 15, 1914.—*Mr. Chisholm (Inverness)* *Not printed.*
- 77t.** Return to an Order of the House of the 16th March, 1914, for a copy of all recommendations, protests, petitions, and representations received by the Government or any Department or Minister thereof, regarding the appointment of the present collector of customs at Antigonish, and of all the letters, telegrams and correspondence relating thereto. Presented May 16, 1914.—*Mr. Chisholm (Antigonish)* *Not printed.*
- 77u.** Return to an Order of the House of the 16th February, 1914, for a copy of all papers in connection with the employment of Arthur Dubisson as immigration agent at Gravelburg, Sask., and all papers in connection with the said Dubisson, showing the moneys paid to him and the work performed by him. Presented May 30, 1914.—*Mr. Knowles* *Not printed.*

 CONTENTS OF VOLUME 28—*Continued.*

78. Return to an Order of the House of the 7th April, 1913, for a copy of all documents, recommendations and correspondence relating to the resignation of C. A. R. Desjardins, as postmaster at St. Andre de Kamouraska, and the appointment of his successor. Presented January 22, 1914.—*Mr. Lapointe (Kamouraska)*.....Not printed.
- 78a. Return to an Order of the House of the 28th April, 1913, for a copy of all complaints or charges against Fred. R. Irish, postmaster at Afton, Antigonish County, N.S., and of all correspondence on file in reference thereto. Presented January 22, 1914.—*Mr. Chisholm (Antigonish)*.....Not printed.
79. Return to an Order of the House of the 29th January, 1913, for a copy of all correspondence, papers, &c., concerning the application made by the Long Sault Development Company, with a view to dam the St. Lawrence river above the Long Sault rapids from the American to the Canadian side. Presented January 22, 1914.—*Mr. Lemieux*.....Not printed.
- 79a. Supplementary Return to an Order of the House of the 29th January, 1913, for a copy of all correspondence, papers, &c., concerning the application made by the Long Sault Development Company, with a view to dam the St. Lawrence river above the Long Sault rapids from the American to the Canadian side. Presented February 12, 1914.—*Mr. Lemieux*.....Not printed.
80. Return to an Order of the House of the 21st April, 1913, for a return showing all leases of water powers granted on the Winnipeg river, the dates of such leases, to whom granted, and the location of the water powers covered by each; together with a copy of all correspondence passing between the Government, or any member thereof and any person or persons, with respect to such leases. Presented January 22, 1914.—*Mr. Martin (Regina)*.....Not printed.
- 80a. Return to an Order of the House of the 2nd April, 1913, for a return showing whether the Government cancelled any water lot leases on the Lachine Canal and, if so, the dates of such cancellation; the names of the lessees; length of time the cancelled leases were in force, and the rental paid in each case; the names of the lessees whose water lot leases on the said canal have not been cancelled, and the rental paid by each; the basis on which rental has been calculated and the method to be followed in future; the reasons why some leases were cancelled and others allowed to remain in force; and if tenders are to be invited through the press for such water lot leases in future. Presented January 22, 1914.—*Mr. Buchanan*.....Not printed.
- 80b. Return to an Order of the House of the 23rd April, 1913, for a return showing all leases or permits granted to clubs or individuals to erect or maintain boat houses on the Rideau canal between Laurier avenue bridge and Hartwells Locks, the date of such leases or permits, to whom granted, and the rental in each case; together with a copy of all correspondence between the Government, or any member thereof, and any person or persons with respect to such leases or permits and the cancellation thereof. Presented January 22, 1914.—*Mr. Murphy*.....Not printed.
- 80c. Supplementary Return to an Order of the House of the 2nd April, 1913, for a return showing whether the Government cancelled any water lot leases on the Lachine canal and, if so, the date of such cancellation; the names of the lessees; length of time the cancelled leases were in force, and the rental paid in each case; the names of the lessees whose water lot leases on the said canal have not been cancelled, and the rental paid by each; the basis on which rental has been calculated and the method to be followed in future; the reasons why some leases were cancelled and others allowed to remain in force; and if tenders are to be invited through the press for such water lot leases in future. Presented March 13, 1914.—*Mr. Buchanan*.....Not printed.
- 80d. Return to an Order of the House of the 23rd March, 1914, for a copy of the agreement for a lease of water power on the Saskatchewan river at Rocky Rapids, Alberta, made with the Edmonton Power Company, with information in detail as to the operations carried on by the company to date. Presented April 21, 1914.—*Mr. Oliver*.....Not printed.
81. Return to an Order of the House of the 28th April, 1913, for a return showing a list of all the newspapers in Canada in which advertisements have been inserted by the Government, or any minister, officer or department thereof, between October 10, 1911, and the present date, together with a statement of the gross amount paid therefor between the above dates to each of said newspapers or to the proprietors of the same. Presented January 22, 1914.—*Mr. Sinclair*.....Not printed.
- 81a. Partial Return to an Order of the House of the 30th April, 1913, for a return showing a list of all newspapers in Canada in which advertisements have been inserted by the Government, or any minister, officer or department thereof, between the 10th day of October, 1906, and 10th October, 1907, and between said dates in each of the years following up to the 10th of October, 1911, together with a statement of the gross amount paid therefor for the years mentioned, to each of the said newspapers or the proprietors of the same. Presented January 22, 1914.—*Mr. Thornton*.....Not printed.

CONTENTS OF VOLUME 28—*Continued.*

- 81b. Supplementary Return to an Order of the House of the 30th April, 1913, for a return showing a list of all the newspapers in Canada in which advertisements have been inserted by the Government, or any minister, officer or department thereof, between the 10th day of October, 1906, and 10th October, 1907, and between said dates in each of the years following up to the 10th of October, 1911, together with a statement of the gross amount paid therefor for the years mentioned, to each of the said newspapers or the proprietors of the same. Presented April 1, 1914.—*Mr. Thornton*.....*Not printed.*
- 81c. Further Supplementary Return to an Order of the House of the 28th April, 1913, for a return showing a list of all the newspapers in Canada in which advertisements have been inserted by the Government, or any minister, officer or department thereof, between October 10, 1911, and the present date, together with a statement of the gross amount paid therefor between the above dates to each of said newspapers or to the proprietors of the same. Presented April 2, 1914.—*Mr. Sinclair*.....*Not printed.*
- 81d. Supplementary Return to an Order of the House of the 30th April, 1913, for a Return showing a list of all the newspapers in Canada in which advertisements have been inserted by the Government, or any minister, officer or department thereof, between the 10th day of October, 1906, and 10th October, 1907, and between said dates in each of the years following up to the 10th of October, 1911; together with a statement of the gross amount paid therefor for the years mentioned, to each of the said newspapers or the proprietors of the same. Presented April 2, 1914.—*Mr. Thornton*....*Not printed.*
- 81e. Return to an Order of the House of the 15th April, 1914, for a return showing how much money has been paid by the Government, or any department thereof, since October 10, 1911, to the Herald Publishing Company of Halifax, N.S., for advertising, printing and lithographing. Presented April 27, 1914.—*Mr. Sinclair*.....*Not printed.*
- 81f. Return to an Order of the House of the 4th February, 1914, for a return showing the names of all printing and publishing companies, and newspapers in Nova Scotia to whom any sum of money has been paid respectively, by any department of Government, during the calendar years 1912 and 1913 respectively, and the nature of the service rendered therefor. Presented April 29, 1914.—*Mr. Maclean (Halifax)*....*Not printed.*
- 81g. Supplementary Return to an Order of the House of the 28th April, 1913, for a return showing a list of all the newspapers in Canada in which advertisements have been inserted by the Government, or any minister, officer or department thereof, between October 10, 1911, and the present date, together with a statement of the gross amount paid therefor between the above dates to each of said newspapers or to the proprietors of the same. Presented May 11, 1914.—*Mr. Sinclair*.....*Not printed.*
82. Return to an Order of the House of the 3rd February, 1913, for a copy of all letters, correspondence, reports and other documents in the possession of the Department of Railways and Canals relating to an application by the Central Railway Company of Canada to the Honourable Minister of Railways and Canals for the approval of their proposed route between Hawkesbury and South Indian. Presented January 22, 1914.—*Mr. Proulx**Not printed.*
83. Return to an Order of the House of the 9th December, 1912, for a copy of all documents, papers, memoranda, rulings, findings, appeals and correspondence relating to any appeal asserted from any decision, ruling or finding of the Board of Railway Commissioners of Canada to the Privy Council of Canada, and the action taken by the Privy Council thereon. Presented January 22, 1914.—*Mr. Maclean (Halifax)*.....*Not printed.*
84. Return to an Order of the House of the 7th May, 1913, for a return showing the total cost of the Elmira Branch Railway in Prince Edward Island; the total amounts paid the contractors, Whitehead Brothers; the total amount paid by the Government after taking the work off the contractor's hands, and showing the amount paid in wages each month, the names of the men to whom it was paid, the positions they held, and the wages per day to each; also showing what materials were used, each kind and class, with the cost of each, from whom purchased, and when, and the quantities left over, if any. Presented January 22, 1914.—*Mr. Hughes (P.E.I.)*.....*Not printed.*
85. Return to an Order of the House of the 15th January, 1913, for a copy of all letters, telegrams, correspondence and documents referring in any way to the claim of the municipalities of Pictou, Antigonish, Guysboro and St. Mary's for payment or refund to them of the monies paid by said municipalities for the right of way of that part of the Intercolonial Railway running through the Counties of Pictou, Antigonish and Guysboro. Presented January 22, 1914.—*Mr. Chisholm (Antigonish)*.....*Not printed.*
- 85a. Return to an Order of the House of the 12th May, 1913, for a copy of all claims made by H. F. McDougall, of Grand Narrows, N.S., against the Intercolonial Railway, and of all letters, telegrams and other documents in connection with the said claim or claims; together with the particulars of said claims; the amount or amounts paid upon said claim or claims; the particular items of the claim or claims upon which payments, if any, were made; the date of the filing of the claims and of the payment or payments made thereon; and the total amount paid on said claims or upon any other claims made by the said H. F. McDougall against the said Intercolonial Railway or the Government of Canada. Presented January 22, 1914.—*Mr. Sinclair*.....*Not printed.*

 CONTENTS OF VOLUME 28—*Continued.*

- 85b. Return to an Order of the House of the 16th February, 1914, for a copy of all documents, letters, petitions, telegrams and evidence heard, reports, &c., in connection with the claims of Eugene Demers and Joseph Olivier, of the parish of St. Nicholas, County of Lévis, for damages arising out of fires caused by the Intercolonial Railway's locomotives; and, if investigations have been held, a copy of all evidence and documents relating thereto. Presented March 6, 1914.—*Mr. Bourassa*.....*Not printed.*
- 85c. Return to an Order of the House of the 27th April, 1914, for a copy of all letters, telegrams, reports, correspondence and documents relative to the claims made for damages from a fire in the village of Hopewell, County of Pictou, which was occasioned by sparks from a locomotive on the Intercolonial Railway. Presented May 13, 1914.—*Mr. Macdonald**Not printed.*
86. Return to an Order of the House of the 14th May, 1913, for a copy of all reports, correspondence and other documents on file in the Department of Railways and Canals, relating in any way to a suggested survey and construction of a line of railways from Country Harbour, Guysborough County, N.S., to Cape George, N.S., or any other point in Antigonish County. Presented January 22, 1914.—*Mr. Chisholm (Antigonish)*.
Not printed.
- 86a. Return to an Order of the House of the 29th January, 1912, for a copy of all letters, written to the Right Honourable the Prime Minister, the Honourable the Minister of Railways and Canals, or any other member of the Government since October 10, 1911, by S. R. Griffin, Goldboro, N.S., John S. Wells, White Head, N.S., and G. A. R. Rowlings, Sydney, N.S., relating to the construction of a branch line of the Intercolonial Railway into the County of Guysboro, N.S., also of the replies to the same. Presented January 22, 1914.—*Mr. Sinclair*.....*Not printed.*
87. Return to an Order of the House of the 27th January, 1913, for a copy of the contract entered into by C. R. Scoles, New Carlisle, Quebec, with the Department of Railways and Canals for the completion of the Atlantic and Lake Superior Railway between Caplin and Paspebiac, and of the report of the engineers on such work, of details of payments, and of all documents bearing on such matter. Presented January 22, 1914.—*Mr. Marcell**Not printed.*
88. Return to an Order of the House of the 21st May, 1913, for a copy of all documents, correspondence, reports and inquiries, relating to an accident which occurred at Trois Pistoles, Intercolonial Railway on 10th September, 1912, respecting the death of Arsène Ouellet, and the wounds inflicted on Joseph Gagnon, at the time that these two men were struck by train No. 150 on the above date. Presented January 22, 1914.—*Mr. Boulay**Not printed.*
89. Annual Return respecting Trade Unions under Chapter 125, R.S.C., 1906. Presented by Hon. Mr. Coderre, January 22, 1914.....*Not printed.*
90. Return to an Order of the House of the 29th January, 1913, for a return showing:—
1. What purchases of land have been made by the Dominion of Canada since Confederation?
 2. The amount of money paid for same?
 3. The approximate area of land so purchased?
 4. In what provinces the said land is now situated?
 5. The approximate area in each province?
 6. The acreage of school lands set aside by the Government for the Provinces of Manitoba, Saskatchewan and Alberta?
 7. The present approximate value of the said school lands so set aside in each of the said Provinces?
 8. The number of acres of the said school lands already sold in each of the said Provinces, and the proceeds of such sales, deducting expenses?
 9. The acreage of lands set apart at any time by the Government as an endowment to any university, the name of the university, and the Province in which the lands are situated?
 10. The number of acres of swamp lands transferred to the Province of Manitoba under the provisions of Chapter 50 of the Acts of 1885 and amendments thereto?
 11. The gross amount of cash allowance made at any time by the Federal Government to each or any Province of Canada, to assist in the construction of necessary public buildings?
 12. The approximate value of the railway, public works and other assets of each of the Provinces of Canada, taken over by the Federal Government at the time that each Province entered the union?
 13. The annual compensation made to the Province of Manitoba, Saskatchewan and Alberta, by reason of the fact that they are deprived of the public lands as a source of revenue?
 14. The debt allowance to any time placed to the credit of each of the Provinces of Canada by the Federal Government. Presented January 22, 1914.—*Mr. Sinclair*.
Not printed.

CONTENTS OF VOLUME 28—*Continued.*

- 90a.** Supplementary Return to an Order of the House of the 29th January, 1913, for a return showing:—
1. What purchases of land have been made by the Dominion of Canada since Confederation?
 2. The amount of money paid for same?
 3. The approximate area of land so purchased?
 4. In what Provinces the said land is now situated?
 5. The approximate area in each Province?
 6. The acreage of school lands set aside by the Government for the Provinces of Manitoba, Saskatchewan and Alberta?
 7. The present approximate value of the said school lands so set aside in each of the said Provinces?
 8. The number of acres of the said school lands already sold in each of the said Provinces, and the proceeds of such sales, deducting expenses.
 9. The acreage of lands set apart at any time by the Government as an endowment to any university, the name of the university, and the Province in which the lands are situated?
 10. The number of acres of swamp lands transferred to the Province of Manitoba under the provisions of Chapter 50 of the Acts of 1885 and amendments thereto?
 11. The gross amount of cash allowance made at any time by the Federal Government to each or any Province of Canada, to assist in the construction of necessary public buildings?
 12. The approximate value of the railway, public works and other assets of each of the Provinces of Canada, taken over by the Federal Government at the time that each Province entered the union?
 13. The annual compensation made to the Provinces of Manitoba, Saskatchewan and Alberta, by reason of the fact that they are deprived of the public lands as a source of revenue?
 14. The debt allowance to any time placed to the crédit of each of the Provinces of Canada by the Federal Government. Presented March 12, 1914.—*Mr. Sinclair.*
Not printed.
- 91.** Partial Return to an Order of the House of the 12th May, 1913, for a return showing the names and purposes of the several Commissions created by legislation or Orders in Council since October 12, 1911; the names of the members of the several commissioners, with their respective salaries and remuneration; the names of commissions still in existence; and the names of commissions created since October 12, 1911, which have ceased to exist. Presented January 22, 1914.—*Mr. Oliver.*.....*Not printed.*
- 91a.** Partial Return to an Address to His Royal Highness the Governor General of the 4th December, 1912, for a copy of each Commission issued by the Government since October 10, 1911, directing an investigation to be held; and also for a copy of the evidence taken and the report made in each case that has been concluded. Presented January 22, 1914.—*Mr. Murphy**Not printed.*
- 91b.** Further Supplementary Return to an Address to His Royal Highness the Governor General of the 4th December, 1912, for a copy of each Commission issued by the Government since October 10, 1911, directing an investigation to be held; and also for a copy of the evidence taken and the report made in each case that has been concluded. Presented February 9, 1914.—*Mr. Murphy*.....*Not printed.*
- 91c.** Return to an Order of the House of the 9th December, 1912, for a return showing the number of Commissions formed by the Government since September 21, 1912, the names and the occupations of the Commissioners appointed, their duties, the duration of their services, and their remuneration. Presented February 12, 1914.—*Mr. Devlin.*
Not printed.
- 91d.** Return to an Address to His Royal Highness the Governor General of the 9th February, 1914, for a copy of the Order in Council appointing a Commission for the purpose of beautifying the city of Ottawa and vicinity, of all correspondence with regard to the same, and of all reports made by the commission up to date. Presented March 6, 1914.—*Sir W. Laurier**Not printed.*
- 91e.** Supplementary Return to an Order of the House of the 12th May, 1913, for a return showing the names and purposes of the several Commissions created by legislation or Orders in Council since October 12, 1911; the names of the members of the several commissioners, with their respective salaries and remuneration; the names of commissions still in existence; and the names of commissions created since October 12, 1911, which have ceased to exist. Presented March 9, 1914.—*Mr. Oliver*.....*Not printed.*
- 91f.** Return to an Order of the House of the 9th February, 1914, for a return showing the number and particulars of Commissions appointed or issued under the Inquiries Act since October 1, 1911, the purpose or object thereof, the name of the Commissioner or Commissioners, and the cost of each to the present time. Presented May 29, 1914.—*Mr. Maclean (Halifax)**Not printed.*

CONTENTS OF VOLUME 28—*Continued.*

- 92.** Partial Return to an Order of the House of the 28th April, 1913, for a return showing all those who have been holding investigations within the judicial district of Three Rivers, since October 15, 1911, to date, in reference to the conduct of men holding offices from the Dominion Government, the place where each investigation was held, the amount paid to each investigator in each case; the names of the solicitors employed in each case, the post office addresses, and the amount paid in each case to the solicitor. Presented January 22, 1914.—*Mr. Bureau*.....*Not printed.*
- 93.** Return to an Order of the House of the 26th March, 1913, for a return showing whether the Government paid or intends to pay fees and disbursements of the witnesses summoned by the commissioners appointed by it in the County of Lévis, to hold inquiries on the conduct of public officers whose dismissal had been requested; the amounts which have been paid and to whom, and the sum remaining to be paid for the same purpose. Presented January 23, 1914.—*Mr. Bourassa*.....*Not printed.*
- 93a.** Partial Return to an Order of the House of the 4th June, 1913, for a return showing the total expenditure to date by the present administration in connection with the investigation of charged partisan conduct against officials. Presented January 23, 1914.—*Mr. Sinclair**Not printed.*
- 93b.** Partial Return to an Order of the House of the 7th May, 1913, for a return showing in detail the names of witnesses summoned by Commissioner H. P. Duchemin in connection with all investigations held by him in the counties of North Cape Breton and Victoria, South Cape Breton, Inverness and Antigonish, Nova Scotia, and the amounts paid in each such case. Presented January 23, 1914.—*Mr. Carroll*.....*Not printed.*
- 93c.** Return to an Order of the House of the 9th April, 1913, for a return showing in detail the expenditure incurred since October 11, 1911, in connection with investigations held in Bonaventure County by commissioners appointed by the Departments of the Post Office, Customs, and Marine and Fisheries into charges made against employees of said departments of offensive political partisanship, together with the names and amounts paid to each of said commissioners in each investigation, as well as details of amounts paid to witnesses and others. Presented January 23, 1914.—*Mr. Marcil*.....*Not printed.*
- 93d.** Return to an Order of the House of the 26th February, 1913, for a copy of all statements of account for salary or remuneration to the commissioner, and his expenses for witnesses fees, and all other expenses in connection with the investigation by Commissioner Duchemin, of the following, persons in the County of Guysboro, Nova Scotia namely:—
H. L. Tory, fishery officer, Guysboro.
John W. Davis, fishery officer, Guysboro.
Patrick Shea, postmaster, Tompkinsville.
John M. Rogers, postmaster, East Roman Valley.
James Bowles, postmaster, Alder River.
Abner M. Carr, postmaster, St. François Harbour.
Everett Hadley, postmaster, Oyster Ponds.
Parker S. Hart, postmaster, Lower Manchester.
S. M. Ferguson, preventive officer, Oyster Pond.
Robert Hendsbee, postmaster, Halt Island Cove.
A. B. Cox, Manager Reduction Works, Canso.
Edward Kelly, engineer, Reduction Works, Canso.
D. S. Hendsbee, weigher, Reduction Works, Canso.
Alva Roberts, postmaster, Canso.
David Sutherland, caretaker, Canso.
Henry Hanlon, chief engineer, Hatchery, Canso.
Thos. Sullivan, assistant engineer, Canso.
W. G. Matthew, cockswain life-boat, Canso.
Patrick Ryan, assistant cockswain life-boat, Canso.
M. McCutcheon, postmaster, Sonora.
Stanley McCutcheon, preventive officer, Sonora.
Freeman Pride, lightkeeper, Sonora.
David Reid, fishery officer, Port Hilford.
L. M. Pye, customs officer, Liscomb.
Stanley Hemlow, lightkeeper, Liscomb.
W. H. Hemlow, keeper storm drum, Liscomb.
R. Conroy, postmaster, Country Harbour.
John Milward, postmaster, Stormont.
A. W. Salsman, postmaster, Lower Country Harbour.
W. B. Harris, postmaster, Whitehead.
E. L. Munro, customs officer, Whitehead.
W. L. Munro, lightkeeper, Whitehead.
Patrick Conway, lightkeeper, Whitehead.
H. P. Munro, cockswain life-boat, Whitehead.
Levi Munro, harbour master, Whitehead.
William McKinnon, postmaster, Erinville.

 CONTENTS OF VOLUME 28—Continued.

J. H. McMillan, manager hatchery, Isaac's Harbour.
 Sanford Langley, postmaster, Isaac's Harbour North.
 Fred. E. Cox, engineer lobster hatchery, Isaac's Harbour.
 Simon Hodgson, assistant engineer, Isaac's Harbour.
 Archibald Brass, postmaster, L. New Harbour.
 Parker Sangster, postmaster, New Harbour West.
 William Gerrior, customs officer, Larry's River.
 James M. Webber, lightkeeper, Torbay Point.
 W. A. Hattie, preventive officer, Mulgrave.
 J. F. Reeves, postmaster, Mulgrave.
 John P. Meagher, foreman deck-hand, Mulgrave.
 Philip H. Ryan, Intercolonial Railway employee, Mulgrave.
 Alex. Wilkinson, Intercolonial Railway employee, Mulgrave.
 Alex. McInnis, car inspector, Mulgrave.
 Frank Fougere, postmaster, Port Felix.
 Sam. Smith, postmaster, Port Felix, West.
 Captain Freeman Myers, postmaster, Cole Harbour.
 George Taylor, postmaster, Beckerton.
 Stephen C. Richard, lightkeeper, Charlo's Cove. Presented January 26, 1914.—*Mr. Sinclair* *Not printed.*

93e. Supplementary Return to an Order of the House of the 7th May, 1913, for a return showing in detail the names of witnesses summoned by Commissioner H. P. Duchemin in connection with all investigations held by him in the Counties of North Cape Breton and Victoria, South Cape Breton, Inverness and Antigonish, Nova Scotia, and the amounts paid in each such case. Presented February 10, 1914.—*Mr. Carroll*.....*Not printed.*

93f. Return to an Order of the House of the 9th December, 1912, for a return showing when H. P. Duchemin, of Sydney, Nova Scotia, was appointed commissioner to hold investigations, the number of investigations held since his appointment, names of officials investigated, if evidence and report in each investigation has been forwarded by Mr. Duchemin to the department interested, if not, in what cases has no evidence and report been submitted, salary or remuneration received in each case, and amount paid for travelling expenses in each case. Presented February 10, 1914.—*Mr. Carroll*.
Not printed.

93g. Return to an Order of the House of the 23rd February, 1914, for a return showing the expenditures by the Intercolonial Railway in connection with all the inquiries and investigations held by H. P. Duchemin, concerning any and all employees of the Department of Railways and Canals, or of the Intercolonial Railway, for any cause whatever, and relating to any complaints or charges, or to any matter of whatsoever nature, giving in detail the items of all accounts or bills of or payments to the said H. P. Duchemin in connection with same, during the years 1912, 1913, and for the year 1914 to date; together with a statement showing the total amounts paid in each specified investigation and the total paid in each year, for the whole period to the said H. P. Duchemin. Presented March 5, 1914.—*Mr. Emmerson*.....*Not printed.*

93h. Supplementary Return to an Order of the House of the 7th May, 1913, for a return showing in detail the names of witnesses summoned by Commissioner H. P. Duchemin in connection with all investigations held by him in the Counties of North Cape Breton and Victoria, South Cape Breton, Inverness and Antigonish, Nova Scotia, and the amounts paid in each such case. Presented March 17, 1914.—*Mr. Carroll*.....*Not printed.*

93i. Return to an Order of the House of the 23rd March, 1914, for a return showing in detail the expenses and cost of an inquiry or investigation held by Commissioner Adair, under the authority of the Department of Railways and Canals, into the affairs of the Electrical Branch of the Intercolonial Railway at Moncton, and the conduct of John W. Gaskin and others, in relation to their services in said branch or otherwise, held during the year 1912; together with the names of the commissioner, the agents, attorneys, counsel, constables, police officers, detectives, witnesses or other persons in connection with said inquiry; the number of days consumed and paid for in the conduct thereof, and the services rendered by each person in connection therewith; and a detailed statement of the sum or sums of money paid to each party therefor, at what rate and the amounts paid to each witness sworn and in attendance or otherwise, together with a copy of all bills, claims or accounts rendered in connection with said inquiry, and of all vouchers for moneys paid, by whom paid and to whom; with a copy of all letters or other correspondence relating to the appointment of a commissioner, and of counsel to be engaged or other officers employed, and relating to the compensation to be paid for services, and in connection with any of said bills, accounts, payments and vouchers, with a statement or summary of the total cost of said investigation, showing the number of railway employees called as witnesses, the witness fees allowed and paid them, and the cases in which their time respectively was not allowed them while absent to give such evidence, and the cases to which such time was allowed and no deduction made from their wages or salaries for the period of their absence in attendance at such inquiry as such witnesses respectively. Presented May 13, 1914.—*Mr. Emmerson*....*Not printed.*

CONTENTS OF VOLUME 28—Continued.

94. Return to an Order of the House of the 9th December, 1912, for a return showing how many citizens of the United States have been employed by the Government since November 1, 1911, in what department employed, their names and occupations and salary paid to each, and also, the number appointed under section 21 of the Civil Service Act, Presented January 24, 1914.—*Mr. Murphy*.....*Not printed.*
95. Return to an Order of the House of the 23rd April, 1913, for a copy of all letters, telegrams, papers and documents in any way relating to the purchase of property at Long Beach St. Mary's, Digby County, N.S., for a lobster pond. Presented January 23, 1914.—*Mr. Law*,*Not printed.*
96. Return to an Order of the House of the 24th February, 1913, for a copy of all requests, petitions, &c., made to the Government, or any department thereof, by the residents of Mira, County of Cape Breton, for subsidies for boats, wharf accommodations, or increased facilities on the Mira river. Presented January 23, 1914.—*Mr. Carroll*,*Not printed.*
97. Return to an Order of the House of the 7th May, 1913, for a copy of all reports, correspondence, telegrams and other documents in the custody or control of the Militia Department or the Railway Department, concerning matters brought to the attention of the Militia Department by B. A. Ingraham, of Sydney, N.S., with reference to the transportation of the Sydney militia over the Intercolonial Railway in the year 1912. Presented January 23, 1914.—*Mr. Carroll*.....*Not printed.*
98. Medical inspection of immigrants at port of entry in Canada.—(*Senate*).....*Not printed.*
99. Public health service, several branches of R.S. engaged in.—(*Senate*).....*Not printed.*
100. Proposed harbour at Skinner's Pond—Surveys made for, &c.—(*Senate*).....*Not printed.*
101. Investigation held in 1912 re dredging operations in British Columbia.—(*Senate*).
.....*Not printed.*
- 101a. Investigation held by Mr. Wilson, B.C., against Captain Murdock Young.—(*Senate*).
.....*Not printed.*
102. Quantities of wheat by grades received at elevators at Fort William.—(*Senate*).
.....*Not printed.*
103. Projected railway or highway bridge over the Restigouche River, N.B. Presented January 26, 1914.—*Mr. Marcell**Not printed.*
104. Relating to the employees of the different departments at Ottawa, the provinces, and territories, &c. Presented January 26, 1914.—*Mr. Wilson (Laval)*.....*Not printed.*
- 104a. Return to an Order of the House of the 11th December, 1912, for a return showing for each department of the Civil Service, the names, ages, offices and salaries of such persons employed either in the inside or outside divisions thereof, and of such persons not in the Civil Service employed by the Government in any department since the 10th October, 1911; and in cases where no commission of investigation was appointed, as have been removed from office by dismissal, superannuation or otherwise, specifying in each case the manner of, and grounds for such removal, and the length of notice given to the person removed, and the amount of superannuation or gratuity granted, if any; also showing the name, age, office and salary or remuneration of any and every person appointed to the Civil Service in the place of, or as a consequence of any such removal. Presented January 26, 1914.—*Mr. Murphy*.....*Not printed.*
- 104b. Partial Return to an Order of the House of the 11th December, 1912, for a return showing for each department of the Civil Service, the names, ages, offices and salaries of such persons employed either in the inside or outside divisions thereof, and of such persons not in the Civil Service employed by the Government in any department since the 10th October, 1911; and in cases where no commission of investigation was appointed, as have been removed from office by dismissal, superannuation or otherwise, specifying in each case the manner of, and grounds for such removal, and the length of notice given to the person removed, and the amount of superannuation or gratuity granted, if any; also showing the name, age, office and salary or remuneration of any and every person appointed to the Civil Service in the place of, or as a consequence of any such removal. Presented February 10, 1914.—*Mr. Murphy*.....*Not printed.*
- 104c. Further Supplementary Return to an Order of the House of the 11th December, 1912, for a return showing for each department of the Civil Service, the names, ages, offices and salaries of such persons employed either in the inside or outside divisions thereof, and of such persons not in the Civil Service employed by the Government in any department since the 10th October, 1911; and in cases where no commission of investigation was appointed, as have been removed from office by dismissal, superannuation or otherwise, specifying in each case the manner of, and grounds for such removal, and the length of notice given to the person removed, and the amount of superannuation or gratuity granted, if any; also showing the name, age, office and salary or remuneration of any and every person appointed to the Civil Service in the place of, or as a consequence of any such removal. Presented March 10, 1914.—*Mr. Murphy*.....*Not printed.*

CONTENTS OF VOLUME 28—Continued.

- 104d.** Return to an Order of the House of the 23rd February, 1914, for a return showing the total number of officials and employees in the Department of Public Printing and Stationery on February 1, 1914; and the increase in wages granted to the several groups of employees during the year 1913. Presented March 18, 1914.—*Mr. Murphy.*
Not printed.
- 104e.** Return to an Order of the House of the 23rd February, 1914, for a return showing how many persons have been appointed to positions in the inside Civil Service since October 10, 1911, who had not passed the public competitive examination held by the Civil Service Commission in May and November of each year.
2. How many of such persons were appointed in each department. Presented March 23, 1914.—*Mr. Murphy.*.....*Not printed.*
- 104f.** Return to an order of the House of the 4th March, 1914, for a return showing how many persons have been appointed to the Inside Service of the Post Office Department by the present Government, with the names of the appointees, the grade each of them was appointed to, and the salary in each case; how many of these appointees passed the Civil Service examination, and how many did not do so, with the names in each case. Presented April 1, 1914.—*Mr. Proulx.*.....*Not printed.*
- 104g.** Further Supplementary Return to an Order of the House of 11th December, 1912, for a return showing for each department of the Civil Service, the names, ages, offices and salaries of such persons employed either in the inside or outside divisions thereof, and of such persons not in the Civil Service employed by the Government in any department since the 10th October, 1911; and in cases where no commission of investigation was appointed, as have been removed from office by dismissal, superannuation or otherwise, specifying in each case the manner of, and grounds for such removal, and the length of notice given to the person removed, and the amount of superannuation or gratuity granted, if any; also showing the name, age, office and salary or remuneration of any and every person appointed to the Civil Service in the place of, or as a consequence of any such removal. Presented April 2, 1914.—*Mr. Murphy.*.....*Not printed.*
- 104h.** Return to an Order of the House of the 2nd April, 1914, for a return showing how many certificates for promotion have been asked from the Civil Service Commissioners since the 31st March, 1913; how many of such certificates have been refused, and to whom, and the reasons given in each case for such refusal. Presented April 16, 1914.—*Mr. Carroll.*.....*Not printed.*
- 104i.** Return to an Order of the House of the 30th March, 1914, for a return showing the salary of each deputy minister; the number of clerks or employees under each of the deputy ministers, or over whose work the deputy is supposed to exercise supervision; the salary of the Customs Commissioner, and length of time employed. Presented April 23, 1914.—*Mr. Chisholm (Inverness).*.....*Not printed.*
- 105.** Return called for by Section 88, of Chapter 62, Revised Statutes of Canada, requiring that the Minister of the Interior shall lay before Parliament, each year, a return of liquor brought from any place out of Canada into the Territories by special permission in writing of the Commissioner of the Northwest Territories. Presented by Hon. Mr. Roche, January 27, 1914.....*Not printed.*
- 106.** Copy of the Seventh Joint Report of the Commissioners for the Demarcation of the Meridian of the 141st Degree of West Longitude. Presented by Hon. Mr. Roche, January 28, 1913.....*Not printed.*
- 107.** Return showing lands sold by the Canadian Pacific Railway Company during the year which ended on the 1st October, 1913. Presented by Hon. Mr. Roche, January 28, 1914.
Not printed.
- 108.** Regulations relating to the Parcel Post Service, 1914. Presented by Hon. Mr. Pelletier, January 28, 1914.....*Not printed.*
- 109.** Report of the proceedings of the Commissioners of Internal Economy of the House of Commons for 1912-1913, pursuant to Rule 9. Presented by His Honour the Speaker, February 2, 1913.....*Not printed.*
- 110.** Return of Orders in Council which have been published in the *Canada Gazette* between the 1st October, 1912, and 30th November, 1913, in accordance with the provisions of "The Forest Reserves and Park Act," Section 19, of Chapter 10, 1-2 George V. Presented by Hon. Mr. Roche, February 2, 1914.....*Not printed.*
- 110a.** Return of Orders in Council which have been published in the *Canada Gazette*, between the 1st October, 1912, and 30th November, 1913, in accordance with the provisions of Section 5 of "The Dominion Lands Survey Act," Chapter 21, 7-8 Edward VII.
Not printed.
- 110b.** Return of Orders in Council which have been published in the *Canada Gazette*, between 1st October, 1912, and 30th November, 1913, in accordance with the provisions of Section 77 of "The Dominion Lands Act," Chapter 20 of the Statutes of Canada, 1908.
Not printed.

 CONTENTS OF VOLUME 28—*Continued.*

- 110c. Return of Orders in Council which have been published in the *Canada Gazette* and in the *British Columbia Gazette*, between 1st October, 1912, and 30th November, 1913, in accordance with provisions of subsection (d) of Section 38 of the regulations for the survey, administration, disposal and management of Dominion lands within the 40-mile railway belt in the Province of British Columbia. Presented by Hon. Mr. Roche, February 2, 1914.....*Not printed.*
- 110d. Return of copies of all Orders in Council, plans, papers and correspondence which are required to be presented to the House of Commons, under a resolution passed on the 20th February, 1882, since the date of the last return, under such resolution. Presented by Hon. Mr. Roche, January 28, 1914.....*Not printed.*
- 110e. Return to an Order of the House of the 9th February, 1914, for a copy of all letters, papers, homestead inspector's reports, declarations and of all other documents connected in any way with the entry and cancellation proceedings against the homestead entry of James Bruce for the southeast quarter section 36, in township 49, range 27, West second meridian. Presented March 6, 1914.—*Mr. Neely*.....*Not printed.*
- 110f. Return to an Order of the House of the 9th February, 1914, for a copy of all papers in connection with the disposition of the S.E. $\frac{1}{4}$, section 16, township 25, range 5, West fifth meridian. Presented March 10, 1914.—*Mr. Oliver*.....*Not printed.*
- 110g. Return to an Order of the House of the 16th February, 1914, for a copy of all papers in connection with the S.W. $\frac{1}{4}$, 23-16-12 W, 3 M. Presented March 10, 1914.—*Mr. Knowles**Not printed.*
- 110h. Return to an Order of the House of the 16th February, 1914, for a copy of all papers in connection with the N.E. $\frac{1}{4}$ -22-11-5-W, 3 M. Presented March 23, 1914.—*Mr. Knowles.*
.....*Not printed.*
- 110i. Return to an Order of the House of the 2nd February, 1914, for a copy of all letters, telegrams and papers concerning coal lands situate in 28-19, 27-18, 27-17 and 28-18 West of the fourth meridian. Presented April 21, 1914.—*Mr. Buchanan*.....*Not printed.*
- 110j. Supplementary Return to an Order of the House of the 16th February, 1914, for a copy of all papers in connection with the N.E. $\frac{1}{4}$ -22-11-5 W, 3 M. Presented May 5, 1914.—*Mr. Knowles**Not printed.*
- 110k. Return to an Address to His Royal Highness the Governor General of the 20th April, 1914, for a copy of all documents, letters, telegrams, papers, Orders in Council and agreements of sale, in connection with the sale by the Government of Canada of the following lands in the railway belt in British Columbia, viz.: Townships 23 and 24, range 18; townships 23 and 24, range 19; townships 24 and 25, range 20; townships 25, 26 and 27, range 21; townships 26 and 27, range 22, all West of the fifth meridian. Presented May 18, 1914.—*Mr. Buchanan*.....*Not printed.*
- 110l. Return to an Order of the House of the 27th April, 1914, for a copy of all letters, telegrams, &c., in the Department of the Interior in connection with the N.W. $\frac{1}{4}$ section 20-4, range 16 west of the second meridian. Presented May 18, 1914.—*Mr. Turriff.*
.....*Not printed.*
- 110m. Return to an Order of the House of the 27th April, 1914, for a copy of all papers, letters, telegrams, &c., in possession of the Department of the Interior in connection with the N-1-1-3-16-W, 2-M. Presented May 18, 1914.—*Mr. Turriff*.....*Not printed.*
111. Correspondence between the Imperial Government and the Government of Canada, and other documents, relating to Imperial Naturalization. Presented by Hon. Mr. Doherty, February 4, 1914*Not printed.*
- 111a. Return to an Order of the House of the 2nd February, 1914, for a copy of all correspondence and documents, or other information, as to the passage of an Act in Great Britain and the different Dominions, providing for uniformity of the Naturalization Law. Presented February 18, 1914.—*Mr. Macdonald**Not printed.*
112. Account of the average number of men employed on the Dominion Police Force during each month of the year 1913, and of their pay and travelling expenses, pursuant to Chapter 92, section 6, subsection 2, of the Revised Statutes of Canada. Presented by Hon. Mr. Doherty, February 5, 1914.....*Not printed.*
113. Copy of Agreement between the Government of Canada and the Royal Mail Steam Packet Company, for a steamship service between Canada and the British West Indies. Presented by Hon. Mr. Foster, February 9, 1914.....*Not printed.*
114. Return to an Order of the House of the 2nd February, 1914, for a return showing what changes have been made in the original scheme for terminals of the Transcontinental Railway at the city of Quebec; the estimated cost of the former; the estimated cost of the said terminals under the present scheme. Presented February 10, 1914.—*Mr. Graham**Not printed.*

CONTENTS OF VOLUME 28—Continued.

- 114^a. Return to an Address to His Royal Highness the Governor General of the 23rd February, 1914, for a copy of all correspondence between the National Transcontinental Railway Commissioner and the Minister of Railways, and between the National Transcontinental Railway Commissioner and the Canadian Pacific Railway regarding the Joint Terminals at Quebec; also a copy of the Order in Council regarding joint terminals at Quebec, and of the final agreement regarding same. Presented March 16, 1914.—*Mr. Graham.*
Not printed.
- 114^b. Return to an Order of the House of the 16th March, 1914, for a copy of all contracts by the Department of Railways or the Transcontinental Railway Commission with the Canadian Pacific Railway Company with regard to the establishment of a joint station at the Palais, city of Quebec, and of all correspondence with regard to the same. Presented March 20, 1914.—*Sir Wilfrid Laurier.*.....*Not printed.*
115. Return to an Order of the House of the 9th December, 1912, for a return showing the number of commissioners appointed by the Government since October 10, 1911, to hold investigations, giving their names, the amount paid to each commissioner up to November 21, 1912, the number of the said commissioners still under pay, with their names. Presented February 10, 1914.—*Mr. Murphy.*.....*Not printed.*
116. Return to an Order of the House of the 31st March, 1913, for a copy of all papers, documents, correspondence, &c., relating to requests for the temporary suspension of the application of the dumping clause of the Customs Tariff Act in reference to wire rods or any other products or articles, made to Department of Customs, or the Department of Finance, since November 1, 1911. Presented February 10, 1914.—*Mr. Maclean (Halifax)**Not printed.*
117. Return to an Order of the House of the 20th January, 1913, for a copy of all proposals, offers, agreements, reports, estimates, letters, telegrams and of all other communications or documents in the possession of the Department of Railways and Canals, or of the Prime Minister of Canada, or of any other department of the Government, filed with said department or any of them, since the first day of January, 1910, relating to or in any way appertaining to the question or proposal of acquiring any or all, or any one of the lines of railways connecting with the Intercolonial Railway along its line, and serving as a feeder or feeders of said railway, either by lease, purchase or otherwise, also of all proposals, offers, requests, applications, petitions, memorials, or other documents, and of all letters, telegrams and other communications and correspondence, relating to or in any manner appertaining to the acquisition by any Railway company of running rights, so called, or the securing of a leasehold or other interest involving the rights by any Railway company to operate its trains over the rails of the Intercolonial Railway, together with a copy of all answers, letters, telegrams, correspondence and reports relating thereto, on the files of the Department of Railways and Canals, or of the Prime Minister, or of any Department of the Government. Presented February 10 1914.—*Mr. Emmerson**Not printed.*
- 117^a. Return to an Order of the House of the 2nd February, 1914, for a copy of all correspondence, memorials, petitions, engineers' reports and other documents exchanged by or on behalf of the proprietors of the Quebec Oriental Railway and the Atlantic, Quebec and Western Railway, and the Department of Railways and Canals, since last session, with the view of the acquisition by the Government of these roads as branch lines or feeders of the Intercolonial Railway. Presented March 6, 1914.—*Mr. Marcell (Bonaventure).*
Not printed.
- 117^b. Return to an Order of the House of the 9th February, 1914, for a copy of all letters, telegrams, petitions, reports, correspondence and other documents on file in any Department of the Government, or in the possession of any member of the Government, relating to, or in any manner connected with, the proposal to have a spur line or siding to connect the new public wharf at Sackville, N.B., with the Intercolonial Railway at that place, and of all letters, telegrams and other correspondence passed between any person or persons and any member of the Government. Presented March 11, 1914.—*Mr. Emmerson**Not printed.*
- 117^c. Return to an Order of the House of December 9, 1912, for a copy of the report made by Mr. Tessier to the Department of Railways and Canals on a proposed line of railway from Orangedale to Cheticamp in the County of Inverness, N.S.; and also all petitions, memorials and correspondence referring to the proposed line of railway. Presented March 17, 1914.—*Mr. Chisholm (Antigonish)*.....*Not printed.*
- 117^d. Return to an Order of the House of the 23rd March, 1914, for a copy of all petitions, correspondence, engineers' reports of surveys and of all other reports on file, referring to a proposed diversion of the Intercolonial Railway from, at or near Linwood Station, through the districts of Linwood, Cape Jack and to village of Harbour au Bouché; and more particularly of the petitions and reports relating to such diversion filed in or about the years 1887 and 1891. Presented April 7, 1914.—*Mr. Chisholm (Antigonish).*
Not printed.

 CONTENTS OF VOLUME 28—Continued.

- 117e. Return to an Order of the House of the 23rd March, 1914, for a return showing the names of the successful contractors, with the particulars of their schedule prices respectively, on the contracts awarded by the Intercolonial Railway for the work of double tracking from Chaudiere Curve to St. Romuald, Quebec, and the division line from Nelson to Derby Junction, New Brunswick, and the division or spur line from North Sidney to Leitch's Creek, Nova Scotia, with a copy of the reports, correspondence and recommendations relating to the awarding of said tenders or contracts respectively, and also showing the estimate of cost of said works respectively. Presented April 15, 1914.—*Mr. Emmerson* *Not printed.*
- 117f. Return to an Order of the House of the 16th March, 1914, for a copy of all memoranda, instructions and authorizations issued by the Minister of Railways and Canals since October 11, 1911, relating to the eliminating of the present grades and replacing the light bridges with heavier steel structure on the Intercolonial Railway; and of all memoranda, recommendations and reports made by Mr. F. P. Gutelius or the Board of Management of the Intercolonial Railway thereon. Presented May 6, 1914.—*Mr. Kyte*.
Not printed.
118. Memorandum of special claim on behalf of Prince Edward Island in respect to representation in the House of Commons. Presented by Hon. Mr. Foster, February 10, 1914.
Printed for distribution and sessional papers.
- 118a. Memorandum on behalf of Nova Scotia, New Brunswick and Prince Edward Island, claiming the right to have their original representation in the House of Commons restored. Presented by Hon. Mr. Foster, February 10, 1914.
Printed for distribution and sessional papers.
119. Copy of the proceedings and resolutions adopted at the last Interprovincial Conference. Presented by Hon. Mr. Foster, February 10, 1914.
Printed for distribution and sessional papers.
- 119a. Minutes of the Proceedings in Conference of the representatives of the Provinces, October, 1913. Presented by Hon. Mr. Borden, March 11, 1914..... *Not printed.*
120. Return to an Order of the House of the 2nd June, 1913, for a copy of the application of Pacifique Leroux for damages sustained by removal of a bridge on the Soulanges Canal, and of all reports and correspondence on the same. Presented February 12, 1914.—*Sir Wilfrid Laurier* *Not printed.*
121. Return to an Order of the House of the 20th January, 1913, for a copy of all plans, proposals, diagrams, specifications, reports, surveys, requests, correspondence, letters, telegrams and of all other communications and documents in possession of the Department of Railways and Canals, relating or in any wise appertaining to the proposed steam ferry service for all seasons of the year between the mainland of New Brunswick, or of Nova Scotia, and Prince Edward Island, whereby a connection could be made between the Intercolonial Railway and the Prince Edward Island Railway, by the transfer of railway cars over and across the waters of the Straits of Northumberland by means of said proposed ferry, together with a statement of all estimates and figures as to the total cost of the installation of such ferry, and the items of said estimate or estimates in detail. Presented February 12, 1914.—*Mr. Emmerson*..... *Not printed.*
- 121a. Return to an Order of the House of the 11th December, 1912, for a copy of all letters, telegrams and other documents relative to the establishment of a car ferry between Prince Edward Island and the mainland, of the report or reports of any engineers or experts in regard to the said proposal, and of their estimates of the cost thereof, the advertisement calling for tenders therefor, and a copy of any plans, conditions or proposed specifications therefor, or in regard thereto, and of any tenders received in response to said advertisement, of the reports, if any, of any officials in regard thereto, and of all data in possession of the Department in respect of said project. Presented February 12, 1914.—*Mr. Macdonald*..... *Not printed.*
122. Return to an Order of the House of the 2nd February, 1914, for a return showing the total amount of liability in the form of temporary loans on the last day of each month during the period between the 1st day of May, 1913, and December 31, 1913, together with, in each case, the rate of interest paid upon said amounts during the same periods. Presented February 12, 1914.—*Mr. Maclean (Halifax)*..... *Not printed.*
123. Report of the Royal Commission appointed to investigate the construction of the National Transcontinental Railway, together with the evidence taken and exhibits filed before the said commission. Presented by Hon. Mr. Cochrane, February 12, 1914.
Printed for distribution and sessional papers.
- 123a. Return to an Order of the House of the 23rd February, 1914, for a copy of the assignment by M. P. and J. T. Davis in September, 1909, of contracts numbers 16 and 17 on the National Transcontinental Railway to O'Brien, Fowler and McDougall, and of the Transcontinental Commissioner's approval thereof, in the said month of September, 1909. Presented March 4, 1914.—*Mr. Graham*..... *Not printed.*

 CONTENTS OF VOLUME 28—*Continued.*

- 123b.** Return to an Order of the House of the 18th February, 1914, for a copy of the contract with Mr. Joseph Gosselin for the locomotive and car shops at St. Malo, and of all telegrams, letters and correspondence between the Department and Mr. W. J. Press, mechanical engineer, or the chief engineer, with regard to change of the price of 85 cents per cubic yard for common excavation to the price of \$2.30 per cubic yard for frozen earth. Presented March 11, 1914.—*Mr. Graham*.....*Not printed.*
- 123c.** Return to an Address to His Royal Highness the Governor General of the 16th February, 1914, for a copy of all papers in any way relating to the tender, original contract, and amended contract of Mr. Joseph Gosselin for the locomotive and car shops at St. Malo, Quebec, together with a copy of the advertisements for tenders, the specifications, the contract, the amended contract, reports of engineers, recommendations to Council, Orders in Council, letters, telegrams, minutes or reports of interviews, and of all other documents referring in any way to the said contract or the amendment thereof. Presented March 11, 1914.—*Mr. Graham*.....*Not printed.*
- 123d.** Return to an Address to His Royal Highness the Governor General of the 23rd February, 1914, for a copy of all correspondence in connection with the appointment of Messrs. Lynch-Staunton and Gutelius as commissioners to investigate the cost of construction of the Eastern division of the National Transcontinental Railway, and also of the Order in Council appointing them. Presented March 12, 1914.—*Mr. Graham*.....*Not printed.*
- 123e.** Return to an Order of the House of the 23rd February, 1914, for a copy of the report of Geo. S. Hodgins, of New York, regarding the Transcona shops of the Transcontinental Railway, dated June 10, 1912. Presented March 19, 1914.—*Mr. Graham*.....*Not printed.*
- 123f.** Return to an Order of the House of the 23rd March, 1914, for a copy of all plans and profiles designed by the engineers, in connection with the intended construction of the Transcontinental Railway from a point called Ste. Claire, County of Dorchester, between the twentieth and thirtieth miles, east of the Quebec Bridge, going through the parishes of St. Malachie, Standon, Cranbourne, Ste. Germaine and Ste. Justine, passing through the townships of Panet, Rolette and Valois, towards Ste. Perpetue, on the 105th mile east of the Quebec bridge, and of all the information and reports on the nature of land, timber and minerals of the places through which the engineers have been, showing also how much the railway would have cost per mile had it been built in that part of the country. Presented April 7, 1914.—*Mr. Sevigny*.....*Not printed.*
- 123g.** Return to an Order of the House of the 23rd March, 1914, for a copy of all correspondence, messages, petitions, and other documents in connection with the choice of a site intended for the construction of a station at the village of St. Eleuthere, on the National Transcontinental Railway. Presented April 15, 1914.—*Mr. Lapointe (Kamouraska)**Not printed.*
- 123h.** Return to an Order of the House for a return showing.—
1. What kind of coaling plants have been provided on the National Transcontinental Railway?
 2. How many have been provided?
 3. Where they have been constructed?
 4. If any tenders were called for them?
 5. The name and address of the lowest tenderer.
 6. From whom they were obtained and at what price? Presented April 15, 1914.—*Mr. Macdonald**Not printed.*
- 124.** Return to an Address to His Royal Highness the Governor General, of the 2nd February, 1914, for a copy of all decisions of the Board of Railway Commissioners made on or after the 10th of October, 1911, on which appeals have been taken to the Governor in Council, and of all decisions given by the Governor in Council on such appeals. Presented February 13, 1914.—*Mr. Sinclair*.....*Not printed.*
- 125.** Return to an Order of the House of the 2nd February, 1914, for a copy of all rules and regulations made and passed by the Board, with the approval of the Minister, under the provisions of the Intercolonial and Prince Edward Island Railways Employees' Provident Fund Act, pursuant to section eight of said Act. Presented February 13, 1914.—*Mr. Emmerson**Not printed.*
- 125a.** Return to an Order of the House of the 2nd February, 1914, for a return showing in detail the transactions and proceedings of the so-called Provident Fund Board from the 1st day of January, A.D., 1912, to date, with the names of applicants and their addresses and the nature of their employment, for retirement under the provisions of The Intercolonial and Prince Edward Island Railways Employees' Provident Fund Act, and a statement of the names so retired during that period, showing the amount of their respective retiring allowances, their respective terms of service, their respective ages, and the total of the fixed yearly charges upon the said fund made thereby; together

 CONTENTS OF VOLUME 28—*Continued.*

- with a copy of all correspondence, letters, documents and other communications relating to such applications and retirements on file in the Railway Department either at Moncton or at Ottawa, and of all correspondence, letters, petitions or other communications addressed to and received by the Minister of Railways and Canals, the Department, or any official thereof, or any member of the Government from any member of Parliament, or other person charged with the responsibility of directing Government or railway patronage, or from any person or persons, club or association assuming to advise or direct with respect to any such patronage, and of all replies made to any such letters, petitions or other communications. Presented March 3, 1914.—*Mr. Emmerson* *Not printed.*
126. Return to an Order of the House of the 2nd February, 1914, for a return showing the amounts of receipts and expenditures on the Intercolonial Railway during the months of April, May and June, of 1913, respectively, giving separately the revenue from passenger trains, freight traffic, mails and express and miscellaneous revenue, respectively, with the total thereof during that period; also the same information respecting the corresponding months of 1912, with the total thereof for that period. Also a statement showing the working expenses or expenditure during months of April, May and June of 1913, respectively, giving separately the working expenses or expenditure on maintenance of way and structures, maintenance of equipment, traffic expenses, transportation expenses and general expenses; with the total thereof during that period; and also the same information respecting the corresponding months of 1912, with the total thereof for the same period; also a statement showing the cost of transporting freight per ton mile during the period named in the years 1912 and 1913. Presented February 13, 1914.—*Mr. Emmerson*..... *Not printed.*
- 126a. Return to an Order of the House of the 4th March, 1914, for a return showing the total revenue of the Intercolonial Railway during the fiscal year 1912-1913, and the revenue from Campbellton and all stations east of Campbellton, and from those west thereof as far as Halifax, on the main line, including the branches east of Campbellton, Prince Edward Island Railway excluded. Presented March 17, 1914.—*Mr. Boulay*.
Not printed.
- 126b. Return to an Order of the House of the 2nd February, 1914, for a return showing the total earnings of the Intercolonial Railway on Division 3 in connection with passenger traffic for the calendar years 1910, 1911, 1912 and 1913 respectively, and the monthly passenger traffic earnings for each of the said years; the total expenses or expenditures connected with the said passenger traffic on said division during the said years respectively; together with a statement showing the monthly passenger traffic expenses or expenditures connected with said passenger traffic for each of the months during the said years; and showing, in addition, the loss and surplus for each of said years and the months thereof respectively, in connection with the passenger traffic on said division 3 between St. John and Halifax; also a statement of the revenue and expenditures on the transactions connected with said passenger traffic over said division during the months of December, 1913, and January, 1914, separately; and also a statement showing the gross passenger earnings for December, 1912, and January, 1914, respectively, and the gross expenditures with the passenger traffic for the said months respectively; together with a copy of all reports, returns, letters and correspondence relating to the earnings, expenditures or losses or surpluses on said division either in connection with freight or passenger traffic. Presented April 7, 1914.—*Mr. Emmerson*.... *Not printed.*
127. Return to an Order of the House of the 2nd February, 1914, for a return showing the names of the employees of all kinds on the Soulanges Canal in the section extending from the foot of the canal to the first bridge; with the functions of each of them, the salary thereto attached and the date of their hiring during the season of navigation. Presented February 13, 1914.—*Mr. Boyer*..... *Not printed.*
128. Return to an Order of the House of the 3rd February, 1914, for a return showing:—
1. The names of all persons from whom land or property has been expropriated for right of way and station purposes in connection with the Dartmouth to Dean Settlement Branch of the Intercolonial Railway of Canada.
 2. The quantity of land or property so expropriated.
 3. The amount paid or offered to such person or persons for such land or property, in cases where payment or an offer has been made. Presented February 13, 1914.—*Mr. Maclean (Halifax)* *Not printed.*
129. Copy of the International Convention for the safety of human life at sea. Presented by Hon. Mr. Hazen, February 16, 1914..... *Printed for distribution and sessional papers.*
- 129a. Return to an Address to His Royal Highness the Governor General of the 2nd February, 1914, for a copy of all correspondence with the Imperial authorities, or any commercial bodies, on the subject of Safety of Life at Sea; and of the Order in Council appointing representatives of Canada on the International Conference on Safety of Life at Sea. Presented February 20, 1914.—*Sir Wilfrid Laurier*..... *Not printed.*

 CONTENTS OF VOLUME 28—*Continued.*

130. Return to an Order of the House of the 9th February, 1914, for a copy of all accounts, bills, receipts and vouchers in connection with the services of N. W. White, during 1912 and 1913, as commissioner to inquire into Indian lands in the Province of British Columbia. Presented February 17, 1914.—*Mr. Maclean (Halifax)*.....*Not printed.*
131. Return to an Order of the House of the 2nd February, 1914, for a copy of all documents whatsoever relating to the investigation of a claim of Jean Ross or Joseph Ross, of Anqui, County of Rimouski, Province of Quebec, against the Intercolonial Railway, following an accident to a horse, which occurred on the 10th of December, 1906. Presented February 17, 1914.—*Mr. Boulay*.....*Not printed.*
132. Copy of the Order in Council appointing a commission to investigate the cost of living. Presented February 17, 1914.—*Sir Wilfrid Laurier*.....*Not printed.*
133. Statement of the population of Canada and its Provinces and Territories in the years 1871, 1881, 1891, 1901 and 1911, according to the census returns. Presented by Hon. Mr. Borden, February 17, 1914.....*Not printed.*
134. Return to an Order of the House of the 9th February, 1914, for a copy of all protests, if any, by the Grand Trunk Pacific Railway Company, against changes in grades of the National Transcontinental Railway from Winnipeg eastward, and terminal facilities at Quebec; of all subsequent approvals of such changes, if any, by the Grand Trunk Pacific Railway Company, and of all correspondence on the above subject. Presented February 18, 1914.—*Sir W. Laurier*.....*Not printed.*
135. Copy of Second Interim Report of the Royal Commission on the natural resources, trade and legislation of certain portions of His Majesty's Dominions, together with the Minutes of Evidence taken in Australia and New Zealand in 1913, in connection therewith. Presented by Hon. Mr. Foster, February 18, 1914.....*Not printed.*
136. Return to an Order of the Senate dated 27th January, 1914, for a copy of the Annual Report made in January, 1913, by the Central Railway Company to the Railway Department.—(*Senate*)*Not printed.*
137. Return to an Order of the Senate dated 27th January, 1914, for a copy of the Annual Report made by the Salisbury and Albert Railway Company to the Railway Department.—(*Senate*)*Not printed.*
138. Return to an Order of the House of the 9th February, 1914, for a copy of all correspondence and documents in reference to the matter submitted to Sir William Whyte by the Government, the Transcontinental Commission or the commission appointed to investigate the construction of the National Transcontinental Railway, between the Government or any member or official thereof, and any official of the Grand Trunk Pacific Railway Company; and also of all correspondence between any member or official of either the above named commissions and the Justice Department, concerning the said matter. Presented February 19, 1914.—*Mr. Graham*.....*Not printed.*
139. Return to an Order of the House of the 16th February, 1914, for a return showing the names, salaries and grades of the private secretaries of the members of the Liberal Government on October, 1911; the names of the private secretaries employed from time to time by the members of the present Government, and the salary and grade of each. Presented February 19, 1914.—*Mr. Murphy*.....*Not printed.*
140. Return to an Order of the House of the 9th February, 1914, for a return showing how many woollen industries are operated in the country; where situated, in which province, and in what city, town or village; the number of hands employed in each, and the output for each during 1913. Presented February 19, 1914.—*Mr. Verville*.
Not printed.
141. Return to an Order of the House of the 2nd February, 1914, for a return showing the number, location, and mileage of rural mail routes established in Bonaventure County from October, 1911, to date, if any; together with a copy of all applications, memorials, reports and correspondence generally on this matter. Presented February 23, 1914.—*Mr. Marcil (Bonaventure)**Not printed.*
- 141a. Return to an Order of the House of the 2nd February, 1914, for a return showing a tabulated statement of the number of rural mail delivery routes opened since 1911, including the number of boxes used; also the new mail delivery contracts necessitated by the establishment of said routes in each county, not already moved for. Presented February 23, 1914.—*Mr. Lemieux*.....*Not printed.*
- 141b. Return to an Order of the House of the 19th February, 1914, for a return showing the number of rural mail delivery routes which have been established in Nova Scotia, and their names; and if any of the routes are provided with a daily service. Presented March 2, 1914.—*Mr. Sinclair*.....*Not printed.*

CONTENTS OF VOLUME 28—*Continued.*

- 141c. Return to an Order of the House of the 18th February, 1914, for a copy of all documents, petitions, letters, telegrams, &c., exchanged between any one and the Post Office Department, in connection with the establishing of a rural mail service in the Parish of St. Marguerite de Blairfindie, County of St. Johns and Iberville, and of all documents, letters and telegrams, &c., relating to the contracts for the conveyance of rural mail in said parish. Presented April 29, 1914.—*Mr. Demers*.....*Not printed.*
- 141d. Return to an Order of the House of the 20th April, 1914, for a return showing:—
 1. Whether the rural postal delivery service has been started in the County of Quebec? If so, when and in what parishes of said county?
 2. Whether public tenders have been advertised for such service? If so, when, how many were received and from whom, the amount of each tender, and what tender was accepted?
 3. The price of the accepted tender, the name of the tenderer, the condition or conditions of payment, and the length of the contract. Presented April 30, 1914.—*Mr. Lachance**Not printed.*
- 141e. Return to an Order of the House of the 6th April, 1914, for a copy of all letters, petitions and documents relative to the establishment of a rural mail delivery route from New Glasgow through Mount William, Granton and Abercrombie, County of Pictou. Presented May 8, 1914.—*Mr. Macdonald**Not printed.*
- 141f. Return to an Order of the House of the 4th March, 1914, for a copy of all correspondence, telegrams, petition, recommendation and other documents relating to the establishment of the rural mail service in the parish of St. Theodore d'Acton. Presented May 16, 1914.—*Mr. Marcil (Bonaventure)**Not printed.*
- 141 (g). Return to an Order of the House of the 11th February, 1914, for a copy of all petitions, letters, telegrams and other papers relative to the establishment of rural mail delivery routes in the County of Pictou since January 1, 1912, together with the number of said routes, the carriers on each route, the tenders received in each case for the service, a copy of the correspondence in relation to said tenders and their acceptance, and the post offices closed or to be closed as the result of the establishment of said routes. Presented June 12, 1914.—*Mr. Macdonald*.....*Not printed.*
142. Return to an Order of the House of the 2nd February, 1914, for a return showing what new post offices have been established in the County of L'Islet since 1911; the names of the officer in charge of each of them; the revenue brought; the expenses incurred by these offices, including the salary and fees of the postmaster and charges for the conveyance of the mails; if these officers have been asked for by petitions of the interested ratepayers, and if so, by whom; the quantity of letters and other postal matters that have passed through each of these offices since they have been established. Presented February 23, 1914.—*Mr. Lapointe (Kamouraska)*.....*Not printed.*
- 142a. Return to an Order of the House of the 30th March, 1914, for a copy of all documents, papers, petitions, correspondence, reports, &c., in connection with the opening of a post office under the name of Giasson in the parish of St. Aubert, County of L'Islet. Presented April 22, 1914.—*Mr. Lapointe (Kamouraska)*.....*Not printed.*
143. Return to an Order of the House of the 2nd February, 1914, for a return showing the names and addresses, with rank or occupation, of all persons who accompanied the Minister of Militia and Defence to the Old country and Europe during the summer of 1913, and whose expenses were paid wholly or in part by the Dominion Government, or who were paid salary or allowance during such time, with the amount paid to each person. Presented February 23, 1914.—*Mr. Carvell*.....*Not printed.*
144. Return to an Order of the House of the 11th February, 1914, for a copy of all correspondence, telegrams and other papers to be found in the Department of the Naval Service in connection with the death and burial, at Montreal, of Joseph LeBlanc, a sailor on D.G.S. *Canada*. Presented February 23, 1914.—*Mr. Sinclair*..*Not printed.*
145. Return to an Order of the House of the 2nd February, 1914, for a copy of all tenders received for the construction of a salmon hatchery on Nipissiguit river, Gloucester County, N.B., and of the contract awarded. Presented February 23, 1914.—*Mr. Turgeon**Not printed.*
146. Return to an Order of the House of the 9th April, 1913, for a copy of all correspondence, telegrams, petitions, affidavits, certificates, reports, complaints and other documents, relating to the resignation of Mr. M. C. Blais, recruiting officer of the Department of Marine and Fisheries from the Government shipyards at St. Joseph de Sorel, and to the appointment of Mr. F. P. Vanasse to this office. Presented February 23, 1914.—*Mr. Cardin**Not printed.*

CONTENTS OF VOLUME 28—Continued.

- 147.** Return to an Order of the House of the 9th February, 1914, for a copy of all correspondence, letters, telegrams, and other documents relating to industrial disputes during the year 1913, between the operators and employees of any of the companies operating coal mines on Vancouver Island, and disturbances arising out of the same; and of any correspondence, either before or since the year 1913, with respect to any of the said disputes. And in particular of all correspondence, letters, telegrams, and other documents to or from the Prime Minister, the Honourable the Minister of Labour or any of the officers of the Department of Labour, respecting attempts at conciliation in connection with these disputes, and to or from the Honourable the Minister of Militia, or any officers of the Department of Militia and the Honourable the Minister of Justice, or any officers of the Department of Justice, respecting the calling out and services of the militia in connection with said disputes; and a statement of the arrests made and of convictions, if any, for infringement of the laws. Also a copy of the evidence taken and reports of investigations made by the Honourable the Minister of Labour, Mr. Samuel Price, Commissioner appointed by the Department of Labour, and of the Deputy Minister of Labour; together with a detailed statement of the expenses of all such investigations and expenses otherwise incurred by any of the Departments of the Government in consequence of said disputes or difficulties arising out of same. Presented February 23, 1914.—*Sir W. Laurier*. *Not printed.*
- 147a.** Return to an Address to His Royal Highness the Governor General of the 2nd February, 1914, for a copy of all correspondence, letters, telegrams and reports that have been exchanged between the Government and the strikers and operators of coal mines in British Columbia since the beginning of the strike until the present; also a copy of all Orders in Council in connection with said strike. Presented February 23, 1914.—*Mr. Verville* *Not printed.*
- 147b.** Supplementary Return to an Order of the House of the 9th February, 1914, for a copy of all correspondence, letters, telegrams, and other documents relating to industrial disputes during the year 1913, between the operators and employees of any of the companies operating coal mines on Vancouver Island, and disturbances arising out of the same; and of any correspondence, either before or since the year 1913 with respect to any of the said disputes. And in particular of all correspondence, letters, telegrams, and other documents to or from the Prime Minister, the Honourable the Minister of Labour or any of the officers of the Department of Labour, respecting attempts at conciliation in connection with these disputes, and to or from the Honourable the Minister of Militia, or any officers of the Department of Militia and the Honourable the Minister of Justice, or any officers of the Department of Justice, respecting the calling out and services of the militia in connection with said disputes; and a statement of the arrests made and of convictions if any, for infringement of the laws. Also a copy of the evidence taken and reports of investigations made by the Honourable the Minister of Labour, Mr. Samuel Price, Commissioner appointed by the Department of Labour, and of the Deputy Minister of Labour; together with a detailed statement of the expenses of all such investigations and expenses otherwise incurred by any of the Departments of the Government in consequence of said disputes or difficulties arising out of same. Presented February 24, 1914.—*Sir Wilfrid Laurier*. *Not printed.*
- 148.** Regulations, approved by Order in Council, dated the 19th day of January, 1914, for the disposal of petroleum and natural gas rights, the property of the Crown in Manitoba, Saskatchewan, Alberta, the Northwest Territories, the Yukon Territory, the Railway Belt in the Province of British Columbia, and within the tract containing three and one-half (3½) million acres of land acquired by the Dominion Government from the Province of British Columbia, and referred to in subsection (b) of section 3 of the Dominion Lands Act. Presented by Hon. Mr. Roche, February 23, 1914. *Not printed.*
- 149.** Regulations in regard to grazing leases of vacant Dominion lands, &c. Presented by Hon. Mr. Roche, February 23, 1914. *Not printed.*
- 150.** Return to an Order of the House of the 9th February, 1914, for a return showing the amounts in detail paid to Ward Fisher, of Shelburne, N.S., fishery inspector, for the years 1912 and 1913 for salary, office expenses, travelling expenses, and all other expenses. Presented February 24, 1914.—*Mr. Maclean (Halifax)*. *Not printed.*
- 151.** Return to an Order of the House of the 2nd February, 1914, for a copy of the report of operations at the fishery hatchery at Port Daniel West, for the year 1913. Presented February 24, 1914.—*Mr. Marçil (Bonaventure)* *Not printed.*
- 152.** Return to an Order of the House of the 18th February, 1914, for a copy of all correspondence, investigations or other documents respecting the loss of a horse killed on the Intercolonial, on the 10th of September last, the property of Johnny Roy, of Amqui. Presented February 24, 1914.—*Mr. Boulay*. *Not printed.*

CONTENTS OF VOLUME 28—Continued.

153. Return to an Order of the House of the 16th February, 1914, for a return showing the increase in freight rates on live-stock, including horses, carried over the Intercolonial Railway, by the tariff effective May 1, 1913, as compared with the tariff effective April 15, 1909, for the following distances, respectively:—

Over	5 and not over	10 miles.
" 10	" "	15 "
" 15	" "	20 "
" 20	" "	25 "
" 25	" "	30 "
" 30	" "	40 "
" 40	" "	50 "
" 50	" "	60 "
" 60	" "	70 "
" 70	" "	80 "
" 80	" "	90 "
" 90	" "	100 "
" 100	" "	110 "
" 110	" "	120 "
" 120	" "	130 "
" 130	" "	140 "
" 140	" "	150 "
" 150	" "	160 "

Presented February 24, 1914.—*Mr. Kyle*.....*Not printed.*

154. Return to an Order of the House of the 9th February, 1914, for a copy of all correspondence, letters, telegrams, and other documents relative to the report and recommendations of the Board appointed under the Combines Investigation Act to investigate the methods adopted by the United Shoe Machinery Company. Presented February 24, 1914.—*Sir Wilfrid Laurier*.....*Not printed.*

155. Return to an Address to His Royal Highness the Governor General of the 2nd February, 1914, for a copy of memorandum of agreement between the Canadian Government railways and the Canadian Pacific Railway Company, covering the transportation of freight and passengers between Halifax and St. John over the Intercolonial Railway, in connection with the Canadian Pacific and Allan Line Steamships, carrying British mails, making Halifax the terminal port; also of all agreements, Orders in Council, petitions, memorials, regulations or orders of the Department of Railways and Canals, or of any officer or officers of the Intercolonial Railway; of letters or other correspondence, interviews with the Prime Minister and other member or members of the Government, and representations to the Prime Minister, or other member or members of the Government, in any manner relating to the said memorandum of agreement; and of all telegrams and letters received by the Government, or any member thereof, or sent by them, either in reply or otherwise; also of all letters, telegrams, representations or other documents relating to the said agreement or in any way connected therewith, received by F. P. Gutelius, the General Manager of the Intercolonial Railway, from the Canadian Pacific Railway, or from any corporation, persons or body, or sent by him, in reply thereto or otherwise, to the said Canadian Pacific Railway or to any other corporation, body or person. Presented February 24, 1914.—*Mr. Emmerson*.....*Not printed.*

156. Return to an Address to His Royal Highness the Governor General of the 9th February, 1914, for a copy of all Orders in Council since the 1st of June last in any way altering the rates of duties existing under the Customs Act. Presented February 24, 1914.—*Sir Wilfrid Laurier*.....*Not printed.*

157. Correspondence, statements, &c., in respect to certain proposed advances to the Harbour Commissioners of Montreal, for expenditure during the years 1914, 1915, 1916 and 1917. Presented by Hon. Mr. Hazen, February 27, 1914.....*Not printed.*

158. Memorandum of proposed harbour improvements to be made by the Harbour Commissioners of Quebec during 1914, out of certain proposed advances to be made to the said commission. Presented by Hon. Mr. Hazen, February 27, 1914.....*Not printed.*

159. Return to an Order of the House of the 2nd February, 1914, for a copy of all papers, correspondence, telegrams, &c., between the Department of Trade and Commerce and any person or persons, companies or corporations, in the years 1912 and 1913, respecting a steamship service between St. John, N.B., and Bear River, N.S., and intermediate points, and the matter of the payment of a subsidy therefor. Presented March 2, 1914.—*Mr. Maclean (Halifax)*.....*Not printed.*

160. Return to an Order of the House of the 2nd February, 1914, for a copy of the reports made by the proprietors of the steamer *Canada*, on which the subsidy was paid to them for the season of 1913, for the service between Campbellton, N.B., and Gaspé, Que.; together with a copy of all complaints regarding the said service and of the correspondence, reports and documents in the possession of the Department of Trade and Commerce in that connection in the said year. Presented March 2, 1914.—*Mr. Marcell (Bonaventure)*.....*Not printed.*

CONTENTS OF VOLUME 28—*Continued.*

161. Return to an Order of the House of the 4th February, 1914, for a return showing what sum or sums of money, if any, have been expended by the Government since the 21st of September, 1911, in the County of Wright, Quebec, and how such money has been expended. Presented March 2, 1914.—*Mr. Devlin*.....*Not printed.*
162. Return to an Order of the House of the 26th February, 1914, for a return showing:—
 1. How many temporary clerks were employed in the Library of Parliament during the Sessions of 1911-1912 and 1912-1913, their names and the salary paid to each for such service, and the total so paid?
 2. How many temporary clerks are at present so employed, their names and salaries respectively?
 3. If any temporary clerks were employed in said library, during the Session of 1910-1911; if so, how many?
 4. What was the then number of permanent clerks in the library, and the present number of temporary clerks employed in said library?
 5. Why temporary clerks are employed in said library in positions superior to and at higher pay than that paid to permanent clerks? Presented March 3, 1914.—*Mr. Turgeon**Not printed.*
163. Return to an Address to His Royal Highness the Governor General of the 2nd February, 1914, for a copy of all correspondence, telegrams, memoranda, Orders in Council, instructions to officers, regulations and other papers and documents relating to a change in the regulations governing the fishing of salmon in the St. John River, above tidal water. Presented March 3, 1914.—*Mr. Sinclair*.....*Not printed.*
164. Return to an Order of the House of the 2nd February, 1914, for a copy of all letters, telegrams and correspondence in any way relating to the appointment of men in any way connected with the salmon fishing pond at Margaree during the year 1913. Presented March 3, 1914.—*Mr. Chisholm (Inverness)**Not printed.*
165. Return to an Order of the House of the 2nd February, 1914, for a copy of all tenders received in 1912 for the construction of a breakwater at Green Point, Gloucester County, N.B., and of all correspondence, letters and telegrams showing why the contract was not awarded to lowest tenderer. Presented March 3, 1914.—*Mr. Turgeon*..*Not printed.*
166. Return to an Order of the House of the 2nd February, 1914, for a copy of all correspondence, letters, telegrams, &c., touching in any way the work done on Langan Beach, South Cape Breton, under Superintendent H. D. McLean. Presented March 3, 1914.—*Mr. Carroll**Not printed.*
167. Return to an Order of the House of the 2nd February, 1914, for a copy of all papers, advertisements, tenders, bids, contracts, reports, vouchers, accounts, receipts, correspondence, &c., in connection with a wharf recently constructed at Gold River, Lunenburg County, N.S. Presented March 3, 1914.—*Mr. Maclean (Halifax)*.....*Not printed.*
168. Return to an Address to His Royal Highness the Governor General, of the 9th February, 1914, for a copy of all documents, Orders in Council, correspondence, telegrams, tenders, accounts, vouchers, part, &c., in connection with the construction of a bridge or work between the mainland and an island, known as Boutilier's island, at South West Cove, Lunenburg County, N.S. Presented March 3, 1914.—*Mr. Maclean (Halifax)*..*Not printed.*
169. Return to an Order of the House of the 9th February, 1914, for a copy of all advertisements, tenders, contracts, documents, letters and correspondence relating to the supply of coal for the Government public buildings at Lunenburg, N.S. Presented March 3, 1914.—*Mr. Macdonald**Not printed.*
170. Return to an Order of the House of the 2nd February, 1914, for a comparative statement of the quantity of cubic yards of dredging done by the *Restigouche*, or dredge No. 3, on the outside bar of Bathurst Harbour, during the seasons of 1910, 1911, 1912 and 1913. Presented March 3, 1914.—*Mr. Turgeon*.....*Not printed.*
- 170a. Return to an Order of the House of the 2nd February, 1914, for a copy of all tenders received for the dredging in Bathurst Harbour, and of the contract awarded. Presented March 3, 1914.—*Mr. Turgeon*.....*Not printed.*
- 170b. Return to an Order of the House of the 2nd February, 1914, for a copy of all correspondence, letters and telegrams relating to the deposit of sand and mud dumped into the southwestern channel by the contractors of dredging in Bathurst Harbour. Presented March 3, 1914.—*Mr. Turgeon*.....*Not printed.*
171. Return to an Address to His Royal Highness the Governor General of the 9th February, 1914, for a copy of all correspondence, telegrams, petitions and memorials received by the Right Honourable R. L. Borden, Premier of Canada, or the Minister of Railways and Canals, from J. A. Gillies, Esq., Sydney, N.S., or from any resident of the County of Richmond, N.S., relative to the purchasing of the Cape Breton Railway by the Government and the building of a line of railway from St. Peters to Sydney and Louisburg, and of replies thereto. Presented March 3, 1914.—*Mr. Kyte*.....*Not printed.*

CONTENTS OF VOLUME 28—*Continued.*

- 172.** Return to an Order of the House of the 2nd February, 1914, for a return showing:—
 1. The names of all proprietors from whom land and property have been expropriated for the purpose of the Halifax Ocean Terminals between Three Mile House and the proposed site of the railway and shipping terminals?
 2. The price or amount of damages paid therefor, or the amount offered and accepted in the case of each proprietor?
 3. The amount offered or tendered each proprietor for damages and which has not been accepted.
 4. The quantity of land and nature of property so expropriated from each proprietor. Presented March 3, 1914.—*Mr. Maclean (Halifax)*.....*Not printed.*
- 172a.** Return to an Order of the House of the 2nd February, 1914, for a copy of all advertisements, tenders, papers, documents, letters and correspondence relating to the construction of the railway from Three Mile House at Bedford Basin to Halifax Harbour, and also to the piers or wharfs and sea walls in connection with the proposed Halifax Ocean Terminals. Presented March 16, 1914.—*Mr. Maclean (Halifax)*.....*Not printed.*
- 173.** Return to an Order of the House of the 2nd February, 1914, for a copy of all agreements, correspondence, papers and documents referring to any arrangement made between the Intercolonial Railway of Canada and the Canadian Pacific Railway in the year 1913, relating to the hauling of Canadian Pacific Railway freight and passenger trains between St. John and Halifax, connecting with any transatlantic steamship lines at Halifax, during the winter season of 1913-14. Presented March 4, 1914.—*Mr. Maclean (Halifax)*.....*Not printed.*
- 174.** Return to an Order of the House of the 20th January, 1913, for a copy of all recommendations, correspondence, letters, telegrams and reports now on file in the Department of Justice, relating to the vacancy in the office of deputy warden of the Dorchester penitentiary, and the appointment of a successor to Mr. A. B. Pipes, who was promoted from the position of deputy warden of Dorchester penitentiary to that of warden. Presented March 4, 1914.—*Mr. Emmerson*.....*Not printed.*
- 175.** Correspondence between the City of Ottawa and the Government, on the subject of a pure water supply for the city and Government buildings. Presented by Hon. Mr. Borden, March 4, 1914.....*Not printed.*
- 176.** Return to an Order of the House of the 2nd February, 1914, for a copy of all letters, correspondence, telegrams and all other documents between the Department of Railways and Canals and Archer, Macdonald, E. Montpetit, C. A. Harwood, and A. Marceau, local engineer, St. Amour, Superintendent of the Canal of Soulanges, L. A. Sauv , and others, respecting the tearing down of several houses and dependencies erected on the Government grounds at Pointe Cascades, the property of the said L. A. Sauv . Presented March 5, 1914.—*Mr. Boyer*.....*Not printed.*
- 177.** Return to an Order of the House of the 23rd February, 1914, for a copy of all agreements between the Transcontinental Railway Commission and the Canadian Northern Railway for the use of the line of the said company by the trains of the Transcontinental Railway from Cap Rouge to the shops at St. Malo. Presented March 5, 1914.—*Sir Wilfrid Laurier*.....*Not printed.*
- 178.** Return to an Order of the House of the 23rd February, 1914, for a copy of all correspondence between the Minister of Railways or the Transcontinental Railway Commission and the Quebec Harbour Commission, with regard to the construction by the said Harbour Commission of a line of railway to connect the said Transcontinental Railway from Champlain Market with the proposed Union Station at the Palais, and of all contracts by the said Harbour Commission towards that end. Presented March 5, 1914.—*Sir Wilfrid Laurier*.....*Not printed.*
- 179.** Return to an Order of the House of the 9th February, 1914, for a copy of all advertisements, tenders, contracts and correspondence in connection with the proposed New London Branch of the Prince Edward Island Railway. Presented March 5, 1914.—*Mr. Graham*.....*Not printed.*
- 180.** Return to an Order of the House of the 4th February, 1914, for a return showing the total amount of available cash on deposit to the credit of the Government of Canada on the last day of each month between April 1, 1913, and December 31, 1913. Presented March 5, 1914.—*Mr. Maclean (Halifax)*.....*Not printed.*
- 181.** Return to an Order of the House of the 4th February, 1914, for a return showing the following particulars respectively, of all loans placed or extended by the Government of Canada, upon the London market during the calendar years 1912 and 1913: Loan, date and copy of prospectus; price in prospectus and price realized; date on which loan matures; rate per cent; total issue; amount realized; charges including discount for immediate payments, &c.; net amount of cash realized; and the annual effective rate of interest per unit. Presented March 5, 1914.—*Mr. Maclean (Halifax)*....*Not printed.*

 CONTENTS OF VOLUME 28—*Continued.*

182. Return to an Order of the House of the 9th February, 1914, for a return showing the number of farm labourers and public servants respectively, placed by the Government employment agents during the years 1912 and 1913; also the counties where placed and amount of bonus paid. Presented March 6, 1914.—*Mr. Sutherland*.....*Not printed.*
183. Return to an Order of the House of the 26th February, 1914, for a return showing:—
 1. What chartered banks in Canada have gone into liquidation since Confederation, and at what date in each case;
 2. The loss in each case to the depositors, the note holders and the stockholders respectively;
 3. What relief, if any, was given in each case by the Government to any of the parties suffering loss. Presented March 6, 1914.—*Mr. Neely*.....*Not printed.*
184. Return to an Order of the House of the 11th February, 1914, for a return showing the number of binders, reapers, mowers, ploughs, seeders, and cultivators exported from and imported to Canada, with their value respectively, in each of the years 1910, 1911, 1912 and 1913. Presented March 6, 1914.—*Mr. Neely*.....*Not printed.*
185. Return to an Order of the House of the 23rd February, 1914, for a return showing the number of cattle exported from Canada to the United States in the months of October, November and December, 1913, and January, 1914, and for the corresponding months in 1912 and 1913. Presented March 6, 1914.—*Mr. Maclean (Halifax)*....*Not printed.*
186. Return to an Order of the House of the 23rd February, 1914, for a return showing the quantities and varieties of fish exported from Canada to the United States in the months of October, November and December, 1913, and January, 1914, and for the corresponding months in 1912 and 1913. Presented March 6, 1914.—*Mr. Maclean (Halifax)*.....*Not printed.*
187. Return to an Order of the House of the 26th February, 1914, for a return showing:—
 1. Who were, from incorporation, and who are, the officers and directors of the Grand Trunk Pacific Railway Company;
 2. The amount of capital stock of said company, the amount paid up, and who are the holders of such paid up stock, and the amount held, and still held, by each;
 3. If this company, or a subsidiary company, has contracted to build any portion of the National Transcontinental Railway; and, if so, the total amount of their contracts for such work;
 4. What portion of such contracts or work was sublet, and on such sublet contracts what profit was made by the said company. Presented March 6, 1914.—*Mr. Middlebro.*.....*Not printed.*
188. Report of the Board of Inquiry appointed to investigate and verify the claims of applicants for Fenian Raid Volunteer Bounty in the Province of Nova Scotia. Presented by Hon. Mr. Hughes, March 9, 1914.....*Not printed.*
- 188a. List of applicants, in Nova Scotia, for the Fenian Raid Volunteer Bounty whose claims have been approved.—List of Fenian Raid Volunteer Bounty applicants, in Nova Scotia, received to December 31, 1913, but not yet considered. Presented by Hon. Mr. Hughes, March 9, 1914.....*Not printed.*
189. Return to an Order of the House of the 12th February, 1914, for a return showing what was the local minimum rate of freight on small parcels on the Intercolonial Railway prior to October 10, 1911, and also the present rate on the same. Presented March 9, 1914.—*Mr. Sinclair**Not printed.*
190. Return to an Order of the House for a copy of all correspondence, reports, evidence taken, and of all other papers in the possession of the Minister of Railways and Canals, relating to the investigation recently held by Mr. Ferguson, M.L.A., concerning the affairs of the Trent Valley Canal. Presented March 9, 1914.—*Mr. Burnham.*
Report only printed for distribution and sessional papers.
191. Return to an Order of the House of the 16th February, 1914, for a copy of all papers necessary to convey full information as to the charter, outfit and instructions of the *Karluk* and auxiliary vessels; the names, rank, pay and terms of engagement of their officers and crews; and of all communications received from Mr. V. Steffansson, or any other person who has received such a communication, written after the expedition sailed for the Arctic Ocean. Presented March 10, 1914.—*Mr. Oliver*.....*Not printed.*
192. Return to an Order of the House of the 2nd February, 1914, for a return showing the number of towns in the Province of Ontario which have a population larger than the town of Chesley, South Riding of Bruce, which was 1,734, according to the last census; also the number of such towns served by letter boxes on the street. Presented March 10, 1914.—*Mr. McCrancy**Not printed.*
193. Return to an Order of the House of the 2nd February, 1914, for a return showing the names of the promoters of the National Drop Forge Company, Limited, and the powers asked by and given to said company by letters patent. Presented March 10, 1914.—*Mr. Lemieux**Not printed.*

 CONTENTS OF VOLUME 28—*Continued.*

194. Return to an Order of the House of the 2nd February, 1914, for a return showing the names of the promoters of the Canadian Contracting Company, and the powers asked by and given to said company by letters patent. Presented March 10, 1914.—*Mr. Lemieux**Not printed.*
195. Return to an Order of the House of the 4th February, 1914, for a copy of all papers, letters, telegrams, reports, inquiries and documents or other communications had with any of the Departments of the Government, particularly with the Interior, Customs and Marine and Fisheries Departments, relating to Gustavas A. Colpitts, a Canadian citizen returning as a passenger on the Royal Mail Steamship *Empress of Britain*, in September, 1911, who alleged that he was not allowed by officers of the Government to disembark at Rimouski from said steamship. Also a copy of all letters, correspondence or other communications received by any members of the Government, particularly by the Minister of Marine and Fisheries, and by any Department of the Government, from the said Gustavas A. Colpitts, who was at the time a student at Mount Allison University, Sackville, New Brunswick, and of all letters or other communications sent in reply thereto. Presented March 10, 1914.—*Mr. Emmerson*.....*Not printed.*
196. Number of Chinamen entering Canada during years 1911-12-13, &c.—(*Senate*).
Not printed.
197. Return to an Order of the House of the 23rd February, 1914, for a copy of all letters, papers, plans, correspondence, memoranda and other documents relative to the shortening of distances on the Intercolonial Railway between Pictou and Port Mulgrave, and to the construction of a new bridge at Pictou in connection therewith. Presented March 12, 1914.—*Mr. Macdonald*.....*Not printed.*
198. Return to an Order of the House of the 23rd February, 1914, for a copy of all letters, telegrams, correspondence, leases and other documents relating to the cutting of lumber by Mr. B. F. Smith from the so-called Tobique Indian reserve, in the Province of New Brunswick, and of all recommendations with reference thereto, made by the Indian agent for that portion of the Province, or any other official of the Department in the said Province; together with a statement of the lumber cut by said Smith from said reserve, with the rates of stumpage charged and amounts paid since January 1, 1912. Presented March 12, 1914.—*Mr. Carvell*.....*Not printed.*
- 198a. Return to an Order of the House of the 23rd February, 1914, for a copy of all correspondence, letters, telegrams, memorials, petitions, &c., relating to the sale or transfer of the Indian reserve at Sydney, N.S., and the removal of the Indians therefrom. Presented March 17, 1914.—*Mr. Kyte*.....*Not printed.*
- 198b. Return to an Order of the House of the 23rd March, 1914, for a copy of all the instructions issued to C. P. Fullerton and Fawcett Taylor, or either of them, in reference to the St. Peter's Indian reserve. Presented April 8, 1914.—*Mr. Oliver*.....*Not printed.*
199. Return to an Order of the House of the 11th February, 1914, for a copy of all correspondence, letters, telegrams and other documents relative to the purchase for the Intercolonial Railway of a quantity of coal in the United States, within the past few months. Presented March 12, 1914.—*Mr. Macdonald**Not printed.*
- 199a. Return to an Order of the House of the 2nd February, 1914, for a return showing:—
 1. When the Intercolonial Railway and the Prince Edward Island Railway last called for tenders for its coal supply, and when the tenders were returnable?
 2. The number of tenders received, the names of the tenderers, and their respective prices?
 3. The date of the last contract or contracts for coal for the Intercolonial Railway, and who was the contractor or contractors respectively?
 4. The names of the successful tenderers, as the result of the last call for tenders, and their prices respectively?
 5. The amount in tons of the contract made with each, and at what prices per ton respectively?
 6. If any coal was purchased for the Government system of railways in the United States since March 31, 1913? If so, by whom, from whom, and through whom it was purchased, and at what price, the cost per ton delivered, inclusive of commissions to the railways. Presented March 18, 1914.—*Mr. Emmerson*.....*Not printed.*
- 199b. Return to an Order of the House for a return showing whether the Government has purchased any coal, freight or passenger cars during the past six months for the Intercolonial Railway; if so, from whom and in what quantity; the price paid in each case; if any tenders were called for the same; who the tenderers were and the amount of each tender. Presented April 6, 1914.—*Mr. Macdonald*.....*Not printed.*
200. Return to an Order of the House of the 4th March, 1914, for a return showing the freight rates on flour, hay, oats, lumber and firewood per 100 lbs. or per ton, between Bathurst, N.B., and Nepisiguit Junction, Red Pine, Bartibogue, Beaver Brook, and between Bathurst, Berresford, Petit Rocher and Belledune, before the changes made in August, 1913, and the freight rates on the same articles, between the same points, under the new schedule of rates. Presented March 16, 1914.—*Mr. Turgeon*.....*Not printed.*

CONTENTS OF VOLUME 28—*Continued.*

- 201.** Return to an Order of the House of the 11th February, 1914, for a copy of all contracts, accounts, bills, memoranda, letters, correspondence, receipts, vouchers, bills of lading, &c., referring to all materials, provisions, supplies and goods of every description purchased and forwarded to Port Nelson during the year 1913, by any Department of the Government of Canada, and agreements for employment of workmen in connection with the construction of the Hudson Bay Railway terminals at Port Nelson. Presented March 18, 1914.—*Mr. Maclean (Halifax)*.....*Not printed.*
- 202.** Return to an Order of the House of the 9th February, 1914, for a copy of all papers, letters or other correspondence, instructions, reports, valuations, appointment of valuers, or appraisers, appraisements, abstracts of titles, deeds or other conveyances, in any Department of the Government or in the railway offices at Moncton, relating to, or in any manner connected with, the purchase by the Intercolonial Railway of a property in Moncton, N.B., at the corner of Archibald and Main streets in said city, formerly owned in his lifetime by the late P. S. Archibald, C.E., and now occupied by the General Superintendent of the Intercolonial Railway, F. P. Brady, as a residence; together with a copy of all bills, accounts and statement of expenditures for repairs made on the buildings of said property; and also of accounts, commissions and bills paid to solicitors, attorneys or other agents, for searches, conveyances, and a statement of all moneys paid for charges and expenses in connection with such purchase or the procuring of a deed of said property? Presented March 16, 1914.—*Mr. Emmerson.*
Not printed.
- 202a.** Supplementary Return to an Order of the House of the 9th February, 1914, for a copy of all papers, letters or other correspondence, instructions, reports, valuations, appointment of valuers, or appraisers, appraisements, abstracts of titles, deeds or other conveyances in any department of the Government or in the railway offices at Moncton, relating to, or in any manner connected with, the purchase by the Intercolonial Railway of a property in Moncton, N.B., at the corner of Archibald and Main streets in said city, formerly owned in his lifetime by the late P. S. Archibald, C.E., and now occupied by the General Superintendent of the Intercolonial Railway, F. P. Brady, as a residence; together with a copy of all bills, accounts and statement of expenditures for repairs made on the buildings of said property; and also of accounts, commissions and bills paid to solicitors, attorneys or other agents, for searches, conveyances, and a statement of all monies paid for charges and expenses in connection with such purchase or the procuring of a deed of said property. Presented March 26, 1914.—*Mr. Emmerson**Not printed.*
- 202b.** Further Supplementary Return to an Order of the House of the 9th February, 1914, for a copy of all papers, letters or other correspondence, instructions, reports, valuations, appointment of valuers, or appraisers, appraisements, abstracts of titles, deeds or other conveyances in any department of the Government or in the railway offices at Moncton, relating to, or in any manner connected with, the purchase by the Intercolonial Railway of a property in Moncton, N.B., at the corner of Archibald and Main streets in said city, formerly owned in his lifetime by the late P. S. Archibald, C.E., and now occupied by the General Superintendent of the Intercolonial Railway, F. P. Brady, as a residence; together with a copy of all bills, accounts and statement of expenditures for repairs made on the buildings of said property; and also of accounts, commissions and bills paid to solicitors, attorneys or other agents, for searches, conveyances, and a statement of all monies paid for charges and expenses in connection with such purchase or the procuring of a deed of said property. Presented April 1, 1914.—*Mr. Emmerson**Not printed.*
- 203.** Return to an Order of the House of the 4th March, 1914, for a return showing the freight rates under the old tariff of the Intercolonial Railway, per 100 lbs. or per ton, on fresh, dried and cured fish, molasses, coal oil, nails, hardware and anthracite coal from Gloucester Junction and Bathurst station to and from St. John, and the present rates for the same articles between the same points. Presented March 17, 1914.—*Mr. Turgeon.*
Not printed.
- 204.** Return to an Order of the House of the 23rd February, 1914, for a return showing all smelt fishing licenses issued in the County of Pictou during the past season, and of all correspondence in reference to the same. Presented March 17, 1914.—*Mr. Macdonald.*
Not printed.
- 204a.** Supplementary Return to an Order of the House of the 23rd February, 1914, for a return showing all smelt fishing licenses issued in the County of Pictou during the past season, and of all correspondence in reference to the same. Presented April 17, 1914.—*Mr. Macdonald**Not printed.*
- 205.** Return to an Order of the House of the 2nd February, 1914, for a copy of all documents concerning the latest changes in the lobster fishing regulations at Magdalen Islands. Presented March 17, 1914.—*Mr. Lemieux*.....*Not printed.*

CONTENTS OF VOLUME 23—*Continued.*

206. Return to an Order of the House of the 16th February, 1914, for a copy of all correspondence, telegrams, tenders and documents connected in any way with the supplying of coal to the lobster hatchery at Margaree during the years 1910-1911, 1911-1912, 1912-1913 and 1913-1914. Presented March 17, 1914.—*Mr. Chisholm (Antigonish).*
Not printed.
207. Return to an Order of the House of the 16th February, 1914, for a copy of the charges made against Mrs. Marguerite Fair, postmistress of Black Cape, Quebec, on which Mr. Louis Taché of Rimouski, was authorized to hold an investigation, together with the appeal of said investigation, if any was held. Presented March 17, 1914.—*Mr. Marcu (Bonaventure)**Not printed.*
208. Return to an Order of the House of the 2nd February, 1914, for a copy of all correspondence, papers, documents, reports, &c., in connection with the proposed increase of mail service from Shelburne, N.S., to Jordan Bay and Jordan Ferry and return since October 1, 1911. Presented March 17, 1914.—*Mr. Maclean (Halifax)**Not printed.*
209. Return to an Order of the House of the 2nd February, 1914, for a copy of all correspondence between the Post Office Department, or any official thereof, and any person or persons, concerning the installation of street letter boxes in the village of Chesley, in the riding of South Bruce. Presented March 17, 1912.—*Mr. Graham**Not printed.*
210. Report of the Commission of Conservation of Canada on the Trent Watershed Survey, a reconnaissance by C. D. Howe, Ph.D., and J. H. White, B.A., B.Sc.F., with an introductory discussion by B. E. Fernow, LL.D. Presented by Hon. Mr. Borden, March 19, 1914*Not printed.*
- 210a. Conservation of coal in Canada. Report of Commission of Conservation.—(*Senate*).
Not printed.
211. Copy of evidence taken before Mr. William Henry Moore, the commissioner appointed to inquire into certain charges against Mr. Frank Fairén, store keeper on the Trent Canal, sentation in the Senate, of the Western provinces of Canada. Presented by Hon. Mr. March 19, 1914*Not printed.*
212. Copy of the opinion of the Deputy Minister of Justice on the subject of increased representation in the Senate, of the Western provinces of Canada. Presented by Hon. Mr. Borden, March 19, 1914*Not printed.*
- 212a. Copy of a resolution of the Legislative Assembly of the Province of British Columbia, approved by His Honour the Lieutenant Governor in Council, in which application is made to the Federal Government to increase the number of senators for the said province. Presented by Hon. Mr. Borden, March 19, 1914*Not printed.*
- 212b. Copy of opinion of the Assistant Deputy Minister of Justice on the subject of increased representation in the Senate, of the prairie provinces of Canada. Presented by Hon. Mr. Borden, March 23, 1914*Not printed.*
213. Return to an Order of the House of the 9th March, 1914, for a copy of all papers and correspondence in the Department of Customs regarding the entry of a boring mill at Lethbridge, Alberta, shipped in August, 1913, by John Stirk and Company, and billed to the Lethbridge Iron Works. Presented March 20, 1914.—*Mr. Buchanan*
Not printed.
214. Return to an Order of the House of the 16th March, 1914, for a copy of a petition dated the 9th of July, 1911, signed by Etienne Barre, Joseph Trudeau and others, taxpayers of the municipality of Chambly Basin, and addressed to the Minister of Justice, together with a copy of all documents and vouchers attached to said petition, and of all correspondence and other documents relating thereto. Presented March 23, 1914.—*Mr. Lamarche**Not printed.*
215. Return to an Order of the House of the 2nd February, 1914, for a return showing where the D.G. cruiser *Margaret* was built; the names of the builders; the contract price; whether the contract was awarded to the lowest tenderer; the name and address of each tenderer and amount of each tender; if the Government or any department thereof has contracted for any other vessel or vessels during the past eighteen months; and if so, the number of such vessels, the names and addresses of the contractors, the gross tonnage of each and the contract price, and the service for which they were intended. Presented March 23, 1914.—*Mr. Sinclair**Not printed.*
216. Return to an Order of the House of the 2nd March, 1914, for a copy of all letters, telegrams or other correspondence in connection with the seizure of eleven (11) horses belonging to Mr. John M. Ferguson, Kaleida, Manitoba, on or about the 28th day of March, 1912. Presented March 24, 1914.—*Mr. Turriff**Not printed.*
217. Return to an Order of the House of the 4th February, 1914, for a return showing the quantities and values of potatoes imported monthly into Canada during the years 1911, 1912 and 1913, and the countries from which such potatoes were imported. Presented March 25, 1914.—*Mr. Hughes (Kings, P.E.I.)**Not printed.*

CONTENTS OF VOLUME 28—Continued.

- 217a.** Return to an Order of the House of the 2nd February, 1914, for a return showing the quantities and values of potatoes exported monthly from each province of Canada, from September 1, 1911, to January 1, 1914, and the countries to which the same were exported. Presented March 25, 1914.—*Mr. Carvell* *Not printed.*
- 218.** Return to an Order of the House of the 12th March, 1914, for a return showing how many colonels, honorary colonels, lieutenant-colonels, honorary lieutenant-colonels, and other officers, honorary and otherwise, have been appointed by the Minister of Militia and Defence from October, 1911, to the present time. Presented March 25, 1914.—*Mr. Hughes (Kings, P.E.I.)* *Not printed.*
- 218a.** Return to an Order of the House of the 11th February, 1914, for a return showing the number of honorary appointments to military rank which have been made by, or with the approval of, the present Minister of Militia and Defence since he assumed office, giving the names of the persons so appointed, and the rank of each. Presented April 1, 1914.—*Mr. Murphy* *Not printed.*
- 219.** Kitsilano Indian reserve—relating to the purchase of by the Government of the Dominion of Canada from the Province of British Columbia.—(*Senate*) *Not printed.*
- 220.** Return to an Address to His Royal Highness the Governor General of the 9th March, 1914, for a copy of all papers, documents, Orders in Council, correspondence, &c., in reference to the suspension of Mr. Joseph McGillis of the Department of Customs, Ottawa. Presented March 27, 1914.—*Mr. Maclean (Halifax)* *Not printed.*
- 221.** Return to an Order of the House of the 2nd February, 1914, for a return showing the names of all parties who have been employed at the Experimental Farm at Ste. Anne de la Pocatière during the years 1912 and 1913, and the salary and fees paid to each of them. Presented March 30, 1914.—*Mr. Lapointe (Kamouraska)* *Not printed.*
- 222.** Return to an Order of the House of the 9th February, 1914, for a return showing the total number of veterinary inspectors employed by the Government in the slaughter houses of the country; how they are distributed in each Province; the names of the establishments they are connected with, and the number of officers in each of them; if the Government employ some others to supervise the health of the herds on the farms besides the veterinary inspectors connected with the slaughter houses; the number of them, and how they are distributed in each Province; the number of herds of both cattle and hogs that have been submitted to inspection during the years 1911, 1912 and 1913; the number of animals in each Province slaughtered after tuberculosis was found in them; if the Government paid indemnities to the owners on account of such slaughtering, and if so, the amount in each Province; the respective salaries of the veterinary inspectors employed in the slaughter houses; the working hours of those officers; the respective salaries paid to the veterinary inspectors employed for other purposes; the amount of the expenses of that branch of the Department of Agriculture for the years 1911, 1912 and 1913 for internal management, such as salaries, and the salaries and expenses for each of the Provinces. Presented March 30, 1914.—*Mr. Boyer.*
Not printed.
- 223.** Return to an Order of the House of the 23rd February, 1914, for a copy of the report of George Lafontaine, received by the Department of Agriculture during the present fiscal year, relating to the manufacture of chemical manure. Presented March 30, 1914.—*Mr. Boulay* *Not printed.*
- 224.** Return to an Order of the House of the 16th February, 1914, for a return showing:—
 1. Whether the Postmaster General has given a contract for rural parcel boxes; and, if so, to whom?
 2. Whether tenders for the boxes were asked?
 3. From whom tenders were received?
 4. The price, if any, of the different tenders?
 5. How many boxes were ordered, and at what price?
 6. Whether the Postmaster General, since he came into office, has made a contract for rural mail boxes, and, if so, when?
 7. The amount of the contract?
 8. Who the tenderers were, and the price, if any, of the different tenders?
 9. Who received the contract, and the price paid per box?
 10. How many boxes, if any, were ordered? Presented March 31, 1914.—*Mr. Nesbitt* *Not printed.*
- 225.** Return to an Order of the House of the 23rd March, 1914, for a return showing the rates of interest paid on all Dominion loans from 1890 to 1914. Presented March 31, 1914.—*Mr. Pardee* *Not printed.*
- 226.** Return to an Address to His Royal Highness the Governor General, of the 9th March, 1914, for a copy of all correspondence since October, 1911, between the Government of Canada, represented by the Department of Marine and Fisheries, of the one part, and the Government of the United Kingdom, the Government of the United States, or any other Government, of the other part, relating to steam trawling in Atlantic waters. Presented March 31, 1914.—*Mr. Sinclair* *Not printed.*

 CONTENTS OF VOLUME 28—*Continued.*

- 227.** Return to an Order of the House of the 11th February, 1914, for a copy of all letters, telegrams, and written requests during the years 1912 and 1913, addressed to the Department of Marine and Fisheries, or the Department of Naval Affairs, or any officer of either Department, or Marine branches of said department, or any officer or persons of either branch, by any person or persons, relating to proposals or requests that the vessels or any vessel under the control of the Naval Branch of said Department, should be present at any regatta or celebration of any description held anywhere on the Atlantic or Pacific Coasts of Canada during said years; also of all replies to such letters, telegrams and written requests. Presented March 31, 1914.—*Mr. Law**Not printed.*
- 228.** Return to an Order of the House of the 9th March, 1914, for a copy of all correspondence, memoranda and other documents relating to the moral, mental and physical inspection of all immigrants entering Canada. Presented April 1, 1914.—*Mr. Paquet*.....*Not printed.*
- 229.** Return to an Order of the House of the 16th March, 1914, for a copy of all orders, reports, applications, letters, telegrams and other documents connected with or in any manner relating to the retirement of Amasa E. Killam, an official of the Intercolonial Railway, from the employment of the said railway, and to his claim for a retiring allowance, under the provisions of the Intercolonial and Prince Edward Island Railway Employees' Provident Fund Act; and also of all letters showing the date of his beginning work in the service of the said railway and of his appointment to a position in the employ of said railway on the first of April, 1897, or at any other date. Also a copy of all instructions and letters from the then Minister of Railways to the general manager or to any other official of the Intercolonial, relating to engagement or employment of the said Amasa E. Killam, and of all letters, correspondence, instructions, reports, or other documents in any way relating thereto and to the engagement of the said Amasa E. Killam, during the month of March, 1897, to take the position of bridge and building inspector on the Intercolonial Railway, to commence work on the first day of April, 1897. Presented April 1, 1914.—*Mr. Emmerson*.....*Not printed.*
- 230.** Return to an Order of the House of the 23rd February, 1914, for a copy of all letters, papers and other documents relating to the payments made at Skinners Cove, Pictou County, for purchase of land or other rights in the year 1913. Presented April 2, 1914.—*Mr. Macdonald**Not printed.*
- 231.** Return to an Order of the House of the 2nd February, 1914, for a copy of all papers, correspondence, telegrams, letters, pay rolls, accounts and vouchers in any way referring to the expenditure of money by this Government for the public wharf at Whycomagh. Presented April 2, 1914.—*Mr. Maclean (Halifax)*.....*Not printed.*
- 231a.** Return to an Order of the House of the 2nd February, 1914, for a copy of all papers, advertisements, tenders, bids, contracts, reports, vouchers, accounts, receipts, correspondence, &c., in connection with the construction of a wharf at Feltzen South, Lunenburg County, N.S., now under construction or recently completed. Presented April 2, 1914.—*Mr. Chisholm (Inverness)*.....*Not printed.*
- 231b.** Return to an Order of the House of the 4th March, 1914, for a return showing:—
 1. How much money was expended on the repairs to the wharf at South Gut, Victoria County, during the summer of 1913?
 2. How much on labour and how much on material, respectively?
 3. Who was the foreman, by whom recommended, and his rate of wages per day?
 4. How many days he was employed as foreman?
 5. How many men he had working for him on the wharf each day, and the wages paid each man?
 6. How much was paid for material for the repairs, and where it was obtained?
 7. From whom the material was purchased, the nature of it, and the price paid per foot?
 8. Who was the paymaster on this work and when the men were paid? Presented April 2, 1914.—*Mr. McKenzie*.....*Not printed.*
- 231c.** Return to an Order of the House of the 9th February, 1914, for a return showing the amount expended by the Government on wharfs, breakwaters, public works and dredging in the County of Yarmouth since October 11, 1911; and to whom the amounts so expended were paid. Presented April 2, 1914.—*Mr. Law*....*Not printed.*
- 231d.** Return to an Order of the House of the 4th March, 1914, for a return showing:—
 1. How much money was expended on repairs to the Englishtown wharf, County of Victoria, in the summer of 1913?
 2. How much on labour and how much on material, respectively?
 3. Who was the foreman, by whom he was recommended, and his rate of wages per day?
 4. How many days he was employed as foreman?
 5. How many men he had working for him on the wharf each day, and the wages paid each man?

CONTENTS OF VOLUME 28—*Continued.*

6. From whom the material was purchased, of what it consisted, and the price paid per foot?
7. Who was the paymaster on this work, and when the men were paid?
8. When the work was begun and when completed? Presented April 2, 1914.—*Mr. McKenzie* *Not printed.*
- 231e.** Return to an Order of the House of the 16th February, 1913, for a copy of all letters, telegrams, correspondence, pay-rolls, vouchers and documents of all kinds connected in any way with repairs or extension of wharf at Finlay Point, Mabou, Inverness County, during the year 1910-1911. Presented April 2, 1914.—*Mr. Chisholm (Inverness)* *Not printed.*
- 231f.** Return to an Order of the House of the 4th March, 1914, for a return showing the amount of timber used and the price paid for same in renewing and repairing the wharf at Port Clyde, Shelbourne County, N.S.; the amount of wages paid on same, and to whom; and the number and price of ballast poles used in the above work. Presented April 2, 1914.—*Mr. Law* *Not printed.*
- 231g.** Return to an Order of the House of the 12th May, 1913, for a copy of all papers, telegrams, documents, reports, correspondence, &c., in any way relating to a proposed extension of a wharf or the construction of a new wharf at Finlay Point, Inverness County, N.S. Presented April 2, 1914.—*Mr. Chisholm (Inverness)* *Not printed.*
- 231h.** Return to an Order of the House of the 26th May, 1913, for a copy of all papers, letters and documents relating to the building of a wharf in the town of L'Assomption. Presented April 2, 1914.—*Mr. Seguin* *Not printed.*
- 231i.** Return to an Address of the 19th May, 1913, to His Excellency the Administrator for a copy of all papers, tenders, contracts, accounts, and Orders in Council, between the Department of Public Works and any other person or persons, relating to the purchase of a site for the public wharf being erected or recently erected at Bear River, N.S., and also relating to the construction of said wharf, and anything in connection therewith. Presented April 2, 1914.—*Mr. Maclean (Halifax)* *Not printed.*
- 231j.** Return to an Order of the House of the 31st March, 1913, for a copy of all papers, documents, correspondence, &c., relating to the purchase of a property at Centreville, Shelburne County, Nova Scotia, as a site for a public wharf, and in connection with any monies expended on the McGray property at Centreville, upon the public wharf. Presented April 2, 1914.—*Mr. Kyte* *Not printed.*
- 231k.** Return to an Order of the House of the 9th March, 1914, for a copy of all correspondence, letters, telegrams, notes, requests, &c., addressed to the Department or the Minister of Public Works, directly or indirectly, in connection with the work necessary for the completion of the wharf at Sainte Croix, County of Lotbinière, since the 21st of September, 1911, to date. Presented April 16, 1914.—*Mr. Fortier* *Not printed.*
- 231l.** Return to an Order of the House of the 2nd February, 1914, for a copy of all correspondence, petitions, memorials, letters, reports, and telegrams, in the Department of Public Works, or in any of the Departments of the Government, relating to a proposed wharf or breakwater at Little Cape, and Great Shemogue Harbour, Westmorland County, N.B.; also of all correspondence, letters and telegrams exchanged between any member of the Government and M. G. Siddal, or any other persons or corporations, relating to a proposal or application to construct a wharf or breakwater at Little Cape or Great Shemogue Harbour in Westmorland County, N.B., or in connection with having a survey made in connection with any such proposal. Presented April 17, 1914.—*Mr. Emerson* *Not printed.*
- 231m.** Return to an Order of the House of the 9th February, 1914, for a copy of all reports, memoranda, correspondence and documents of every nature, relating to the construction of a wharf in the town of L'Assomption, and of all petitions and correspondence in favour or against such construction to date, and the reasons why the construction of such wharf, authorized in the estimates of 1911-1912, has not been proceeded with. Presented April 17, 1914.—*Mr. Seguin* *Not printed.*
- 231n.** Return to an Order of the House of the 16th March, 1914, for a copy of all accounts, vouchers, pay-rolls, instructions, correspondence and recommendations relating to the expenditure on the public wharf at Arichat, N.S., since the 11th day of October, 1911. Presented April 30, 1914.—*Mr. Kyte* *Not printed.*
- 231o.** Return to an Order of the House of the 16th February, 1914, for a copy of all tenders, contracts, memorandums, pay-rolls, accounts, vouchers, correspondence, papers and documents, &c., in connection with work performed upon the Government wharf at Croft's Cove, Lunenburg County, in 1912. Presented April 30, 1914.—*Mr. Maclean (Halifax)* *Not printed.*
- 231p.** Return to an Order of the House of the 9th March, 1914, for a copy of all correspondence, letters, telegrams, petitions and other documents relating to the claim of the Bonaventure and Gloucester Interprovincial Company, Limited, in connection with a wharf on Bonaventure river, Bonaventure County. Presented April 30, 1914.—*Mr. Sevigny* *Not printed.*

 CONTENTS OF VOLUME 28—*Continued.*

- 231q.** Supplementary Return to an Order of the House of the 9th March, 1914, for a copy of all correspondence, letters, telegrams, notes, requests, &c., addressed to the Department or the Minister of Public Works, directly or indirectly, in connection with the work necessary for the completion of the wharf at Sainte Croix, County of Lotbinière, since the 21st September, 1911, to date. Presented April 30, 1914.—*Mr. Fortier*.....*Not printed.*
- 231r.** Return to an Order of the House of the 2nd February, 1914, for a copy of all tenders, contracts, pay rolls, vouchers, documents, correspondence, &c., in connection with the purchase of a site for the Government wharf at Bear River, N.S., and the construction of the said wharf. Presented April 30, 1914.—*Mr. Maclean (Halifax)*.....*Not printed.*
- 231s.** Return to an Order of the House of the 9th March, 1914, for a return showing:—
 1. How much was spent upon Hall's Harbour wharf, Kings County, N.S., in 1913?
 2. The name of the commissioner or foreman, by whom he was recommended, and his remuneration?
 3. How much lumber was used upon the said wharf during 1913, from whom the same was purchased, and the price paid for the various forms thereof. Presented April 30, 1914.—*Mr. Maclean (Halifax)*.....*Not printed.*
- 231t.** Return to an Order of the House of the 16th February, 1914, for a copy of the pay-list, including the names and residences, of all those who have worked at the wharf of L'Île Verte, County of Témiscouata; the number of days of employment of each of them; the amount received by each of them; who has or have signed the receipt or receipts for said amounts, in connection with the works which have been going on during the summer of 1912 and during the summer of 1913. Presented April 30, 1914.—*Mr. Gauvreau*.....*Not printed.*
- 231u.** Return to an Order of the House of the 16th February, 1914, for a copy of the pay-list, including the names and residences, of the men who have worked on the wharf to the west of Rivière-Verte, Témiscouata; the number of days' work of each of them; the amount of money received by each of them; who has or have signed the receipt or receipts for said amounts on said pay-list or otherwise, the whole for: (1o) 1912; (2o) 1913. Presented May 4, 1914.—*Mr. Gauvreau*.....*Not printed.*
- 231v.** Further Supplementary Return to an Order of the House of the 9th March, 1914, for a copy of all correspondence letters, telegrams, notes, requests, &c., addressed to the Department or the Minister of Public Works, directly or indirectly, in connection with the work necessary for the completion of the wharf at Sainte Croix, County of Lotbinière, since the 21st of September, 1911, to date. Presented May 4, 1914.—*Mr. Fortier*.....*Not printed.*
- 231w.** Return to an Order of the House of the 30th March, 1914, for a copy of all letters and telegrams addressed by G. A. R. Rowlings and J. S. Wells to the Department of Public Works, or the Minister, since October 1, 1911, relating to the construction of a public wharf at Cole Harbour, Guysborough County, N.S., and of all replies thereto. Presented May 12, 1914.—*Mr. Sinclair*.....*Not printed.*
- 231x.** Return to an Order of the House of the 16th February, 1914, for a copy of all letters, telegrams and correspondence of all kinds in any way relating to repairs required on the pier at Margaree Harbour, Inverness County, received in 1912-1913 and 1913-1914. Presented May 12, 1914.—*Mr. Chisholm (Inverness)*.....*Not printed.*
- 231y.** Return to an Order of the House of the 27th April, 1914, for a copy of all correspondence, pay-rolls, accounts, receipts, vouchers and papers relating to the construction of Feltzen South wharf, Lunenburg County, N.S. Presented May 16, 1914.—*Mr. Maclean (Halifax)*.....*Not printed.*
- 231z.** Return to an Order of the House of the 2nd February, 1914, for a copy of all papers, correspondence, telegrams, letters, pay-rolls, accounts and vouchers in any way referring to the expenditure of money by this Government for the building and repair of the public wharf at Port Hood. Presented May 16, 1914.—*Mr. Chisholm (Inverness)*.....*Not printed.*
- 231 (2a).** Return to an Order of the House of the 4th May, 1914, for a copy of all correspondence, telegrams, complaints, pay-rolls, vouchers and all other documents in any way connected with the expenditure of \$500 during the year 1913 on Finlay Point wharf, Inverness County. Presented May 16, 1914.—*Mr. Chisholm (Inverness)*.....*Not printed.*
- 231 (2b).** Return to an Order of the House of the 6th April, 1914, for a copy of all correspondence, letters, telegrams, petitions and recommendations relating to the wharf at Arichat, N.S., to be used by SS. *Magdalin*. Presented May 29, 1914.—*Mr. Kytch*.....*Not printed.*
- 231 (2c).** Return to an Order of the House of the 9th March, 1914, for a return showing:—
 1. How much money was spent upon Kingsport Pier, Kings County, N.S., during the year 1913?
 2. The name of the foreman or commissioner, by whom he was recommended, and the remuneration paid him?
 3. How much lumber was purchased and used for said pier, from whom it was purchased, and the particulars of the prices paid therefor?
 4. What was done with the lumber or piling taken out of said pier, and if the same was sold, to whom and at what price? Presented May 29, 1914.—*Mr. Maclean (Halifax)*.....*Not printed.*

CONTENTS OF VOLUME 28—Continued.

- 231** (2d). Return to an Order of the House of the 27th April, 1914, for a copy of all correspondence, pay-rolls, accounts, receipts, vouchers and papers relating to the construction of Kraut Point wharf, Lunenburg County, N.S. Presented June 12, 1914.—*Mr. Maclean (Halifax)* *Not printed.*
- 232.** Return to an Order of the House of the 4th March, 1914, for a return showing:—
 1. How much money has been expended in public works in the Counties of Rimouski and Gaspé, respectively, since October 11, 1911.
 2. How much of the money so expended was provided for in the estimates of 1911-1912?
 3. What amount was expended on the works for which money was not included in the estimates of 1911-1912? Presented April 2, 1914.—*Mr. Marcil (Bonaventure)*.
Not printed.
- 232a.** Return to an Order of the House of the 23rd February, 1914, for a return showing how much money has been expended on public works in Antigonish County since October 11, 1911.
 2. How much of the amount so expended was provided in the estimates for 1911-1912?
 3. What amount, not included in the estimates for 1911-1912, was expended on public works in said county? Presented April 2, 1914.—*Mr. Chisholm (Antigonish)*.
- 232b.** Return to an Order of the House of the 9th February, 1914, for a copy of all papers, reports, documents, correspondence, plans, &c., in reference to a proposed Government public building at Bear River, N.S., and the purchase of a site for the same. Presented April 2, 1914.—*Mr. Maclean (Halifax)* *Not printed.*
- 232c.** Return to an Order of the House of the 9th April, 1913, for a copy of all charges, correspondence, pay-rolls, telegrams and other documents relating in any way to the expenditure of money on the harbour improvements at Mabou Harbour by the Department of Public Works, during the years 1911-12, 1912-13. Presented April 2, 1914.—*Mr. Chisholm (Inverness)* *Not printed.*
- 232d.** Return to an Order of the House of the 28th May, 1913, was issued to the proper officer for a copy of the specifications and tenders for materials to be used in connection with the proposed dry dock at Lauzon, Quebec. Presented April 2, 1914.—*Mr. Lemieux*.
Not printed.
- 232e.** Return to an Order of the House of the 3rd March, 1913, for a copy of all documents, letters, reports of engineers and statements of detailed expenditure in connection with dredging at Bonaventure River, Quebec. Presented April 2, 1914.—*Mr. Marcil (Bonaventure)* *Not printed.*
- 232f.** Return to an Order of the House of the 3rd March, 1913, for a copy of all petitions, correspondence, reports or other papers or documents in the Department of Public Works relating to the building of a breakwater at Goulman's Point, Half Island Cove, Guys-boro' County, N.S. Presented April 2, 1914.—*Mr. Sinclair* *Not printed.*
- 232g.** Return to an Order of the House of the 16th February, 1914, for a copy of all letters, telegrams, correspondence and documents of all kinds in any way relating to a light-house to be built at Red Cape, Margaree Harbour, Inverness County. Presented April 7, 1914.—*Mr. Chisholm (Inverness)* *Not printed.*
- 232h.** Return to an Order of the House of the 2nd February, 1914, for a copy of all papers, documents, telegrams, correspondence, &c., in reference to the purchase of a site in Saskatoon for a post office building. Presented April 16, 1914.—*Mr. McCraney*.
Not printed.
- 232i.** Return to an Order of the House of the 9th February, 1914, for a copy of all correspondence, reports, petitions and documents exchanged by and with the Department of Public Works since the 1st of September, 1911, to date, with the reasons why the construction of the public building, authorized in the town of St. Lin Des Laurentides, County of L'Assomption, as per the estimates of 1911-1912, has not been proceeded with. Presented April 17, 1914.—*Mr. Seguin* *Not printed.*
- 232j.** Return to an Order of the House of the 2nd February, 1914, for all correspondence, reports and documents exchanged by and with the Department of Public Works from October, 1911, to date, regarding the non-erection of the public building authorized to be erected at New Carlisle, the county seat of Bonaventure County, in the estimates of 1911-1912. Presented April 17, 1914.—*Mr. Marcil (Bonaventure)* *Not printed.*
- 232k.** Return to an Order of the House of the 2nd February, 1914, for a return showing the names of all persons who worked on Lingan Bar, South Cape Breton, under Superintendent H. D. McLean, the wages paid to each per diem, the amount paid each or payable to each, and showing generally how the amount voted for such work was expended, and the amount received by H. D. McLean in connection with said work. Presented April 17, 1914.—*Mr. Carroll* *Not printed.*

CONTENTS OF VOLUME 28—Continued.

- 232l.** Return to an Order of the House of the 2nd February, 1914, for a copy of all papers, advertisements, tenders, contracts, papers, telegrams, correspondence, returns, reports, accounts, vouchers, receipts, &c., in connection with any dredging performed by the Nova Scotia Dredging Company, or any other company, corporation or individuals, at Jeddore, Halifax County, N.S., in the years 1912 and 1913. Presented April 17, 1914.—*Mr. Maclean (Halifax)*.....*Not printed.*
- 232m.** Return to an Order of the House of the 12th May, 1913, for a copy of all papers, telegrams, documents, reports, correspondence, pay-rolls, &c., in any way relating to a life-saving station which was constructed at Cheticamp, during 1912. Presented April 28, 1914.—*Mr. Chisholm (Inverness)*.....*Not printed.*
- 232n.** Return to an Order of the House of the 12th March, 1914, for a return showing:—
 1. What firms or persons are or have been engaged in dredging for the Government in the harbour of St. John and upon the St. John river and its tributaries since October 1, 1911.
 2. What amount has been paid to each firm or person for this work from October 1, 1911, to the present time?
 3. Who are the officers, president, manager and secretary of each of these corporations? Presented April 30, 1914.—*Mr. Carvell**Not printed.*
- 232o.** Return to an Order of the House of the 16th February, 1914, for a copy of all documents bearing on the repairing and improvement of the Metapedia Road in the Counties of Rimouski and Bonaventure. Presented April 30, 1914.—*Mr. Marcil (Bonaventure)*.
Not printed.
- 232p.** Return to an Order of the House of the 12th March, 1914, for a return showing:—
 1. What tug boats, steam or gasoline tenders, have been employed by the Government since September 21, 1911, in connection with the dredging operations in St. John harbour and in the River St. John and its tributaries?
 2. Who are the registered owners of these boats and from whom each is hired?
 3. The sum paid per day for each tug boat or tender and how many days each has worked in the period referred to.
 4. What amount of money has been paid for the service of each boat in the period referred to and to whom it has been paid. Presented April 30, 1914.—*Mr. Carvell*.
Not printed.
- 232q.** Return to an Order of the House of the 9th March, 1914, for a return showing the details as to the nature of the work concerning the damming of the Chateauguay river, the number of men employed, their names, the wages paid in each case and the period of their employment during the calendar year 1913. Presented April 30, 1914.—*Mr. Lemieux**Not printed.*
- 232r.** Return to an Order of the House of the 16th March, 1914, for a copy of all letters, telegrams, correspondence, reports, petitions, and communications filed in the Department of Public Works since 1910, relating to the dredging of Antigonish harbour, or the straightening or widening of the channel, or other improvements proposed to be made there. Presented April 30, 1914.—*Mr. Chisholm (Antigonish)*.....*Not printed.*
- 232s.** Return to an Order of the House of the 23rd March, 1914, for a copy of all letters, papers and other documents relative to the purchase of a lot of land in the town of Stellarton, for a public building. Presented April 30, 1914.—*Mr. Macdonald*.....*Not printed.*
- 232t.** Return to an Order of the House of the 2nd February, 1914, for a copy of all papers, correspondence, telegrams, letters, pay-rolls, accounts, and vouchers in any way referring to the expenditure of money by this Government in the construction of the new telegraph or telephone line from Baddeck, Victoria County, N.S., to North East Margaree, Inverness County, N.S., thence to Big Intervale, Inverness County, N.S., and also in connection with the lines from South West Margaree to Loch Ban, and from Scotsville to Whycocomagh, all in Inverness County, N.S. Presented May 4, 1914.—*Mr. Chisholm (Antigonish)**Not printed.*
- 232u.** Return to an Order of the House of the 2nd February, 1914, for a copy of all papers, documents, telegrams, correspondence, &c., in reference to the purchase of a property or site on Gottingen street, Halifax, for the erection of a post office building. Presented May 4, 1914.—*Mr. Maclean (Halifax)*.....*Not printed.*
- 232v.** Return to an Order of the House of the 16th March, 1914, for a return showing all payments made in the year 1913 in connection with repairs done to, or moneys expended on, the Blue Rock breakwater in Antigonish County, with the names of the persons to whom such payments were made, the amount paid to each, and what such amounts were for. Presented May 4, 1914.—*Mr. Chisholm (Antigonish)**Not printed.*
- 232w.** Return to an Order of the House of the 9th March, 1914, for a copy of all papers, documents, correspondence, &c., from any person or persons in connection with the purchase of the site for the post office at Canning, N.S. Presented May 4, 1914.—*Mr. Maclean (Halifax)**Not printed.*

 CONTENTS OF VOLUME 28—*Continued.*

- 232x.** Return to an Order of the House of the 2nd February, 1914, for a copy of all tenders received for the construction of a lighthouse at Grand Anse, Gloucester County, N.B., and of the contract awarded. Presented May 5, 1914.—*Mr. Turgeon*.....*Not printed.*
- 232y.** Return to an Order of the House of the 16th February, 1914, for a copy of all papers, letters, telegrams, reports, deeds, fees paid to lawyers, and other documents relative to the purchasing of land from Mrs. C. F. Bertrand and Arthemise Dionne, in connection with the works on the southwest side of Rivière-Verte, l'Islet, County of Témiscouata. Presented May 5, 1914.—*Mr. Gauvreau**Not printed.*
- 232z.** Return to an Order of the House of the 20th April, 1914, for a copy of all correspondence between the Minister of Public Works, the Minister of Justice, or any other member of the Government, and any person or persons, relating to the location and erection of the new post office in the village of Eganville, County of Renfrew. Presented May 5, 1914.—*Mr. Graham**Not printed.*
- 232 (2a).** Return to an Order of the House of the 16th March, 1914, for a copy of all correspondence, documents, recommendations and reports, respecting the dredging of Des Prairies river, the work done, depth, length and width of channel dredged, the list of men employed to perform that work, their salaries respectively, and the amount of money spent on that work since the 22nd of November, 1912, up to the 2nd of February, 1914. Presented May 7, 1914.—*Mr. Wilson (Laval)**Not printed.*
- 232 (2b).** Return to an Order of the House of the 6th April, 1914, for a copy of all letters, telegrams, correspondence, complaints, bills, accounts, vouchers, receipts and any documents in any way connected with the expenditure of money at Friar's Head Boat Harbour by Simon P. Doucet, during the years 1912-13, 1913-14. Presented May 7, 1914.—*Mr. Chisholm (Inverness)**Not printed.*
- 232 (2c).** Return to an Order of the House of the 16th February, 1914, for a copy of all papers in connection with the public building at Gravelburg, from and since January 1, 1912. Presented May 7, 1914.—*Mr. Knowles**Not printed.*
- 232 (2d).** Return to an Order of the House of the 23rd March, 1914, for a copy of all specifications and of all tenders pertaining to the Brantford public building now being erected, and of the contract awarded, and of all correspondence, whether by letter or telegram, with reference thereto. Presented May 7, 1914.—*Mr. Nesbitt*.....*Not printed.*
- 232 (2e).** Return to an Address to His Royal Highness the Governor General of the 9th February, 1914, for a copy of all correspondence, telegrams, petitions and memorials received by the Right Honourable R. L. Borden, Premier of Canada, or any other Minister of the Crown since the first day of October, 1911, from J. A. Gillies, Esq., N.S., or any resident of the County of Richmond, N.S., relative to expenditure of public money on public works in the said County of Richmond. Presented May 8, 1914.—*Mr. Kyte.*
Not printed.
- 232 (2f).** Supplementary Return to an Order of the House of the 20th April, 1914, for a copy of all correspondence between the Minister of Public Works, the Minister of Justice or any other member of the Government, and any person or persons, relating to the location and erection of the new post office in the village of Eganville, County of Renfrew. Presented May 8, 1914.—*Mr. Graham**Not printed.*
- 232 (2g).** Return to an Order of the House of the 2nd February, 1914, for a return showing the dredging operations carried on in Bonaventure County in 1913, together with a copy of estimates, reports, and correspondence. Presented May 11, 1914.—*Mr. Marcil.*
Not printed.
- 232 (2h).** Return to an Order of the House of the 9th February, 1914, for a copy of all correspondence and other documents in reference to the erection of a customs building in the village of Chesley, Riding of South Bruce. Presented May 12, 1914.—*Mr. Truax.*
Not printed.
- 232 (2i).** Return to an Order of the House of the 6th April, 1914, for a copy of all accounts and vouchers covering the expenditure during the calendar year 1913 at South Lake, Lakevale, Antigonish County, and showing in detail, the persons to whom such payments were made, what such payments were for, the number of day labourers employed, and the rate of wages, the quantity of material used and the price paid therefor, the quantity of material hauled to the work and not used, and the persons supplying such material. Presented May 12, 1914.—*Mr. Chisholm (Antigonish).*
Not printed.
- 232 (2j).** Return to an Order of the House of the 23rd February, 1914, for a copy of all letters, papers, telegrams, valuations, appraisals and other documents relative to the obtaining of a site for a public building at Hantsport, Nova Scotia. Presented May 12, 1914.—*Mr. Macdonald**Not printed.*
- 232 (2k).** Return to an Order of the House of the 11th February, 1914, for a copy of all correspondence, letters, telegrams, reports, appraisals and other documents relative to the expropriation of the lands of John Campbell and Albert E. Milligan, in connection with the improvements on the East River at Pictou. Presented May 12, 1914.—*Mr. Macdonald**Not printed.*

 CONTENTS OF VOLUME 28—Continued.

- 232 (2l). Return to an Order of the House of the 16th March, 1914, for a copy of all papers, letters and other documents, including pay-lists relating to the expenditure of moneys by the Public Works Department on Falmouth Township Dyke, Hants County, in 1913. Presented May 12, 1914.—*Mr. Macdonald*.....Not printed.
- 232 (2m). Return to an Order of the House of the 16th March, 1914, for a copy of all accounts, vouchers, pay-rolls, instructions, correspondence and recommendations relating to the expenditure on the public building at Arichat, N.S., since the 11th day of October, 1911. Presented May 16, 1914.—*Mr. Kyte*Not printed.
- 232 (2n). Return to an Order of the House of the 4th March, 1914, for a copy of all correspondence and other documents in connection with the letting of the construction for the Toronto harbour works. Presented May 16, 1914.—*Mr. Pardee*.....Not printed.
- 232 (2o). Return to an Order of the House of the 2nd February, 1914, for a return showing the nature and cost of works carried on in the County of Bonaventure by the Department of Public Works since October 10, 1911, to date, together with a copy of all reports, estimates, pay-lists, and correspondence in connection therewith. Presented May 27, 1914.—*Mr. March (Bonaventure)*Not printed.
- 232 (2p). Return to an Order of the House of the 23rd March, 1914, for a copy of all correspondence, documents, recommendations and reports respecting the dredging at Port Elgin, Westmorland County, N.B., with the names of men employed to perform that work, their salaries, respectively, and the amount of money spent on the same from January 1, 1901, to January 1, 1914. Presented May 27, 1914.—*Mr. Robidoux*.
Not printed.
- 232 (2q). Further Supplementary Return to an Order of the House of the 20th April, 1914, for a copy of all correspondence between the Minister of Public Works, the Minister of Justice, or any other member of the Government, and any person or persons, relating to the location and erection of the new post office in the village of Eganville, County of Renfrew. Presented May 27, 1914.—*Mr. Graham*.....Not printed.
- 232 (2r). Return to an Order of the House of the 16th February, 1914, for a copy of all papers in connection with the Immigration Hall at Gravelburg, Sask., from and since the 1st January, 1912. Presented June 1, 1914.—*Mr. Knowles*.....Not printed.
- 232 (2s). Return to an Order of the House of the 2nd February, 1914, for a copy of all advertisements, tenders, accounts, vouchers, letters, documents and correspondence relating to the construction of a breakwater at The Graft, Halifax County, N.S. Presented June 2, 1914.—*Mr. Maclean (Halifax)*Not printed.
- 232 (2t). Return to an Order of the House of the 23rd February, 1914, for a copy of all letters, telegrams, correspondence, contracts and documents relating to the surrender of a contract for dredging in Miramichi Bay, N.B., by Messrs. A. and R. Loggie, and also with reference to the letting of a contract for the same, or any portion of said work, to the Northern Dredging Company; together with a copy of all notices for tenders, tenders and contracts in connection therewith. Presented June 2, 1914.—*Mr. Carvell*.
Not printed.
- 232 (2u). Return to an Order of the House of the 6th April, 1914, for a copy of all letters, telegrams, documents, papers, &c., in connection with the purchase by the Government of lots 1 and 2, block 125, plan 96, in the city of Moosejaw, for an examining warehouse site. Presented June 2, 1914.—*Mr. Knowles*.....Not printed.
- 232 (2v). Return to an Order of the House of the 16th February, 1914, for a copy of all letters, telegrams, correspondence of all kinds, pay-rolls, vouchers, &c., in any way referring to the expenditure of moneys on sheer dams on the Margaree river, at Margaree and North East Margaree, during 1911-1912 and 1912-1913. Presented June 2, 1914.—*Mr. Chisholm (Inverness)*Not printed.
233. Return to an Order of the House of the 24th April, 1913, for a return showing what officers and men were employed on the dredge *Northumberland* at Pictou in the months of January, February and March, 1913, and the salaries and wages paid to them respectively; the amounts paid for repairs and supplies respectively, for said dredge during said months and to whom paid respectively. Presented April 2, 1914.—*Mr. Macdonald*.
Not printed.
234. New Lobster Fishery Regulations established by Order in Council of the 25th March, 1914, in lieu of those established by Order in Council of the 30th September, 1910, and all amendments thereto, by virtue of the provisions of Section 54 of the Fisheries Act, chapter 45 of the Revised Statutes of Canada, 1906. Presented by Hon. Mr. Hazen, April 7, 1914Not printed.
235. Return to an Order of the House of the 23rd March, 1914, for a return showing:—
1. How many engineers there are in the employ of the Intercolonial Railway at Moncton and at other points on that railway, and their names?
2. How many were formerly in the employ of the Canadian Pacific Railway Company?
3. Whether Martin Murphy, C.E., is employed in the service of that railway. If so, when he was employed and what his age is? Presented April 7, 1914.—*Mr. Emmerson*Not printed.

CONTENTS OF VOLUME 28—*Continued.*

- 236.** Return to an Order of the House of the 30th March, 1914, for a return showing the travelling expenses paid by the Government to the Honourable Rodolphe Roy, Judge of the Superior Court at Rimouski, during the years 1912-1913 and 1914, for trips from Quebec to Rimouski and return. Presented April 8, 1914.—*Mr. Boulay*.....*Not printed.*
- 237.** Return to an Order of the House of the 23rd March, 1914, for a return showing:—
 1. The names of the lawyers who represented the Department of Justice in the district of Quebec, since the 21st September, 1911.
 2. The amount of money paid to each of them. Presented April 8, 1914.—*Mr. Lapointe (Kamouraska)**Not printed.*
- 238.** Return to an Order of the House of the 4th February, 1914, for a copy of all letters, telegrams and documents generally concerning the withdrawal of an appeal in the Supreme Court of Canada, in the case of His Majesty the King, appellant, and Alfred Olivier Falardeau and Constant Napoleon Falardeau, respondents. Presented April 8, 1914.—*Mr. Lemieux**Not printed.*
- 239.** Return to an Order of the House of the 16th March, 1914, for a copy of all transfers of lands by the Militia Department to the Harbour Commissioners of Montreal, and of all correspondence with regard to the same. Presented April 15, 1914.—*Mr. Carvell*.
Not printed.
- 240.** Return to an Order of the House of the 2nd March, 1914, for a return showing:—
 1. The quantities of wheat, by grade, received into the terminal elevators at Fort William and Port Arthur, from the date of the weigh-up in 1910, to date of weigh-up in 1911, the same for 1911-1912, and the same for 1912-1913.
 2. The quantities, by grade, delivered by each of the said elevators during the same periods.
 3. The average or shortage, as the case may be, of each grade in each of the said elevators, as shown by the said weigh-ups in each of those above mentioned periods.
 4. The date of the weigh-up in each case. Presented April 15, 1914.—*Mr. Neely*.
Not printed.
- 241.** Return to an Order of the House of the 2nd March, 1914, for a copy of all rules, orders and regulations, &c., affecting the handling of grain made by the Grain Commission to date, and of any changes made in elevator charges and terms, if any. Presented April 15, 1914.—*Mr. Neely**Not printed.*
- 242.** Return to an Order of the House of the 6th April, 1914, for a copy of the new rules and regulations in regard to employees of the Intercolonial Railway and Prince Edward Island Railways. Presented April 15, 1914.—*Mr. Macdonald*.....*Not printed.*
- 243.** Return to an Address to His Royal Highness the Governor General of the 30th March, 1914, for a copy of all correspondence, petitions, lists of shareholders, Orders in Council, licenses, certificates and other papers and documents, and of all renewals thereof, relating to the incorporation and licensing of the Banque St. Jean, the Banque Ville Marie and the Banque Jacques Cartier, all in the Province of Quebec. Presented April 16, 1914.—*Mr. Demers**Not printed.*
- 243a.** Return to an Address to His Royal Highness the Governor General of the 23rd March, 1914, for a copy of all correspondence, petitions, lists of shareholders, Orders in Council, licenses, certificates and other papers and documents and all renewals thereof, relating to the incorporation and licensing of the Bank of Yarmouth, and of all papers and documents relating to the winding up of the business of the said bank. Presented April 16, 1914.—*Mr. Law*.....*Not printed.*
- 243b.** Return to an Address to His Royal Highness the Governor General, of the 16th March, 1914, for a copy of all correspondence, petitions, lists of shareholders, Orders in Council, licenses, certificates and other papers and documents and all renewals thereof, relating to the incorporation and licensing of the Pictou Bank, and of all papers and documents relating to the winding up of the business of the said bank. Presented April 30, 1914.—*Mr. Macdonald**Not printed.*
- 244.** Return to an Order of the House of the 23rd March, 1914, for a copy of the reports made by Colin F. McKinnon, of Taylor's Road, Antigonish County, Frank A. McEchen, of Inverness, N.S., John A. McDougall of Glace Bay, C.B., J. M. McDonald, of Christmas Island, C.B., William Watkins of Cobourg Road, Halifax. S. P. Fream, of Brighton, Digby County, and J. J. Walker of Truro, N.S., special immigration agents appointed from the Province of Nova Scotia. Presented April 16, 1914.—*Mr. Chisholm (Antigonish)**Not printed.*
- 245.** Return to an Address to His Royal Highness the Governor General of the 4th February, 1914, for a copy of all correspondence and papers generally concerning the proposed changes of the Judicial Committee of the Privy Council. Presented April 16, 1914.—*Mr. Lemieux**Not printed.*

CONTENTS OF VOLUME 28—*Continued.*

246. Return to an Order of the House of the 2nd March, 1914, for a return giving the following information, as far as may be available, respecting the constitution of Upper Chambers or Senates within the British Empire and in foreign countries, and especially such information in respect of the self-governing Dominions and of foreign countries possessing a federal system of Government:—
1. As to the method of appointment, whether by executive authority or by election by the people, or otherwise.
 2. As to the term of appointment, whether for life or for a term of years, or toherwise.
 3. As to a re-appointment or re-election, and generally as to the filling of vacancies occasioned by death or otherwise.
 4. As to qualifications, whether by age, residence, possession of real or personal property or otherwise.
 5. As to limitation of the membership, and as to the numerical relation of the membership to that of the Lower House.
 6. As to provisions for dissolution, appeal to the electorate, conferences or additional appointments in case of disagreement between the Upper and Lower House.
 7. As to the operation of the various systems in the several Dominions and countries mentioned, and in what respect defects or difficulties have made themselves manifest.
 8. All other relevant information respecting the constitution and status of such Upper Chambers. Presented April 16, 1914.—*Mr. Middlebro.*
- Printed for sessional papers only.*
- 246a. Further Supplementary Return to an Order of the House of the 2nd March, 1914, for a return giving the following information, as far as may be available, respecting the constitution of Upper Chambers or Senates within the British Empire and in foreign countries, and especially such information in respect of the self-governing Dominions and of foreign countries possessing a federal system of Government:—
1. As to the method of appointment, whether by executive authority or by election by the people, or otherwise.
 2. As to the term of appointment, whether for life or for a term of years, or other wise.
 3. As to a re-appointment or re-election, and generally as to the filling of vacancies occasioned by death or otherwise.
 4. As to qualifications, whether by age, residence, possession of real or personal property or otherwise.
 5. As to limitation of the membership, and as to the numerical relation of the membership to that of the Lower House.
 6. As to provisions for dissolution, appeal to the electorate, conferences or additional appointments in case of disagreement between the Upper and Lower Houses.
 7. As to the operation of the various systems in the several Dominions and countries mentioned, and in what respect defects or difficulties have made themselves manifest.
 8. All other relevant information respecting the constitution and status of such Upper Chambers. Presented June 10, 1914.—*Mr. Middlebro. . . .*
- Printed for sessional papers only.*
247. Return to an Order of the House of the 1st April, 1914, for a return showing:—
1. What it has cost the Government for bottled and distilled water in Ottawa since January 1, 1912, to March 1, 1914?
 2. What it is costing the Government per day now for bottled and distilled water?
- Presented April 16, 1914.—*Mr. Sexsmith.Not printed.*
248. Return to an Order of the House of the 11th February, 1914, for a copy of all papers, letters, telegrams, reports and other documents relative to the purchase of land from Joseph Fraser, in connection with the works at Cariboo Island, Pictou County, in the Public Works Department. Presented April 16, 1914.—*Mr. Macdonald. . . .Not printed.*
249. Return to an Order of the House of the 21st May, 1913, for a copy of all correspondence exchanged during the year 1912, between Captain Belanger, commandant of the *Eureka* and the Department of Marine and Fisheries, both at Quebec and Ottawa. Presented April 16, 1914.—*Mr. BoulayNot printed.*
250. Return to an Order of the House of the 23rd March, 1914, for a return showing:—
1. The names of the wharfingers at Coteau Landing from 1900 to 1914.
 2. The names of the vessels which moored there during that period.
 3. What wharfage each of those vessels paid during that time?
 4. What wharfage a coaler paid for unloading between 1900 and 1912? Presented April 17, 1914.—*Mr. Paquet.Not printed.*
251. Return to an Order of the House of the 4th March, 1914, for a copy of all correspondence, letters, telegrams and documents in connection with the removal of ice in Yarmouth, N.S., harbour, by C.G.S. *Stanley* in February, 1914. Presented April 21, 1914.—*Mr. LawNot printed.*

CONTENTS OF VOLUME 28—Continued.

- 252.** Report of the Royal Commission on Penitentiaries, together with the evidence taken and exhibits filed before the said commission. Presented by Hon. Mr. Doherty, April 22, 1914. (Report only)*Printed for distribution and sessional papers.*
- 253.** Return to an Order of the House of the 9th March, 1914, for a return showing:—
 1. How many professors, lecturers and inspectors the Department of Agriculture has in the Province of Prince Edward Island?
 2. Their names, the salaries they receive, and the travelling expenses of each.
 3. The duties of these professors, lecturers and inspectors?
 4. How many meetings were held or demonstrations given by each of these professors, lecturers and inspectors during the months of March, April, May, June, July, August, September and October last year?
 5. Where each meeting was held or demonstration given, and how each was advertised?
 6. How many boxes, baskets and barrels of fruit were inspected last season, and the kinds of fruit so inspected?
 7. When and where the inspection took place and how many boxes, baskets and barrels were found to be improperly or falsely marked?
 8. Whether the Department received a resolution or petition from the Fruit Growers' Association of Prince Edward Island.
 9. If so, what prayer or request the said resolution or petition contained, and what the Department has decided to do in regard to the matter?
 10. How many cheese and butter factories were operated in each of the counties of Prince Edward Island in the year 1910 and how many in the year 1913. Presented April 22, 1914.—*Mr. Hughes (P.E.I.)**Not printed.*
- 254.** Return to an Order of the House of the 26th February, for a return showing:—The freight rates charged during the years 1912 and 1913 on wheat from Fort William or Port Arthur to ports on the Georgian Bay and Canadian ports on Lake Huron and Lake Erie, by the Canadian Pacific Steamship Line, the Northern Navigation Company, the Merchant's Mutual Line, Inland Lines, and the Canadian Lake Line. Presented April 24, 1914.—*Mr. Atkins**Not printed.*
- 255.** Return to an Order of the House of the 23rd March, 1914, for a copy of all letters, papers, telegrams, recommendations and documents of every kind in connection with the purchase of a Rifle Range near Souris, Prince Edward Island. Presented April 27, 1914.—*Mr. Hughes (P.E.I.)**Not printed.*
- 256.** Return to an Order of the House of the 2nd February, 1914, for a copy of all papers, advertisements, tenders, bids, contracts, telegrams, correspondence, accounts, receipts, vouchers, &c., in reference to the supply of meats, hay, oats, and all other supplies for the 1913 summer and autumn drill at Aldershot Camp, Nova Scotia. Presented April 27, 1914.—*Mr. Maclean (Halifax)**Not printed.*
- 256a.** Return to an Order of the House of the 30th March, 1914, for a copy of all advertisements, tenders, contracts, documents, papers, &c., relative to the supply of ice for the Aldershot Military Camp, N.S., for the season of 1914. Presented May 29, 1914.—*Mr. Maclean (Halifax)**Not printed.*
- 257.** Return to an Order of the House of the 1st April, 1914, for a Return showing:—
 1. The total amount paid for pensions by the Department of Militia and Defence for the year ending March 31, 1913.
 2. The number of militia officers at present on the pay-roll of the permanent corps.
 3. How many private soldiers are at present on the pay-roll of the permanent force?
 4. How many private soldiers joined the force during 1913?
 5. How many deserted during 1913?
 6. The gross amount expended by the Department of Militia and Defence for the salaries of officers and officials of every kind in the employ of the Department at Ottawa or elsewhere during the fiscal year 1912-1913.
 7. The gross amount paid out for services to the private soldiers of the permanent corps during the said year 1912-1913. Presented April 27, 1914.—*Mr. Sinclair.*
Not printed.
- 258.** Return to an Order of the House of the 4th February, 1914, for a copy of all letters, telegrams, &c., exchanged between the Department of Militia and Messrs. A. Macdonald, E. Montpetit and others, in connection with the organization of the 33rd Hussars, at Vaudreuil and Soulanges. Presented April 27, 1914.—*Mr. Boyer**Not printed.*
- 259.** Return to an Order of the House of the 9th March, 1914, for a copy of all letters, telegrams, reports, and other correspondence, in possession of the Department of Militia and Defence, relating to the purchase of land in Farnham, Quebec, for a military camp ground. Presented April 27, 1914.—*Mr. Kay* *Not printed.*
- 260.** Return to an Order of the House of the 2nd February, 1914, for a copy of all correspondence between the Department of Agriculture or the Department of Customs and C. S. Campbell, Esq., K.C., relating to the importation of pure-bred animals into Canada. Presented April 27, 1914.—*Mr. Kay**Not printed.*

CONTENTS OF VOLUME 28—Continued.

261. Return to an Order of the House of the 2nd March, 1914, for a copy of all correspondence, letters, telegrams, and other documents relative to the immigration of Asiatics, including Hindus, Japanese and Chinese, which have a bearing either directly or indirectly upon the Order in Council passed by the Government during December, 1913, restricting immigration into the Province of British Columbia. Presented April 27, 1914.—*Mr. Oliver**Not printed.*
262. Return to an Address to His Royal Highness the Governor General of the 30th March, 1914, for a copy in duplicate of all leases, agreements, correspondence, Orders in Council and other documents relating to the water-power or privileges connected with the Stevens Dam, so called, that had been constructed across the River Trent at the village of Campbellford, together with a copy in duplicate of a license in connection with said dam, granted to the Honourable James Cockburn and others under date December 9, 1869, and of all correspondence with, and opinions of, the Minister of Justice at the time of the granting of said license and since that date; also a duplicate copy of all papers, correspondence, Orders in Council and other documents relating to or connected with the cancellation, termination and revocation of such license on the 12th of August, 1911, and of all correspondence, propositions, agreements or other documents had and made by, to or with the Trent Valley Woollen Manufacturing Company, Limited, and of all correspondence with the Department of Justice and opinions thereof relating thereto; also a duplicate copy of all correspondence, reports, Orders in Council and other documents referred to or mentioned in an Order in Council of date August 25, 1913, set forth on page W 398, in the third volume of the Auditor General's Report, 1913, and of all correspondence with the Auditor General and by and between the Auditor General and any department of Government relating thereto or connected therewith. Presented April 27, 1914.—*Mr. Emmerson**Not printed.*
263. Return to an Order of the House of the 2nd February, 1914, for a copy of all papers, deeds, contracts, &c., in connection with the purchase by the Board of Harbour Commissioners of Quebec, of a stone quarry at St. Nicholas, Que. Presented April 28, 1914.—*Mr. Lemieux**Not printed.*
264. Return to an Order of the House of the 6th April, 1914, for a copy of all petitions, correspondence, telegrams and other papers and documents received by the Department of Marine and Fisheries since January 1, 1914, relating to the transportation of fish from the Maritime Provinces to the United States, and of all replies thereto. Presented April 29, 1914.—*Mr. Sinclair**Not printed.*
265. Return to an Order of the House of the 2nd February, 1914, for a copy of all papers, deeds and contracts in connection with the purchase by the Department of Agriculture of a quarantine station at Lévis, Que., on or about July 29, 1913. Presented April 29, 1914.—*Mr. Lemieux**Not printed.*
266. Copy of Order in Council No. P.C. 976, dated 18th April, 1914, "Revised Regulations governing the entry of Naval Cadets." Presented by Hon. Mr. Hazen, April 30, 1914.*Not printed.*
- 266a. Copy of Order in Council dated 18th May, 1914, concerning the organization of a Naval Volunteer Force. Presented by Hon. Mr. Hazen, May 23, 1914.....*Not printed.*
267. Return to an Order of the House of the 4th March, 1914, for a copy of all papers, correspondence and telegrams concerning the deportation of Bhawan Singh, a Sikh priest, in defiance of a writ of Habeas Corpus. Presented April 30, 1914.—*Mr. Lemieux*.*Not printed.*
268. Statement of receipts and expenditures of the National Battlefields Commission to 31st March, 1914, as required by 7-8 Edward VII, chapter 57, section 12. Presented by Hon. Mr. White, May 4, 1914.....*Not printed.*
269. Copy of the trust deed, dated 30th June, 1903, between the Canadian Northern Railway Company and the British Empire Trust Company and the National Trust Company, Limited. Presented by Hon. Mr. Borden, May 4, 1914.....*Not printed.*
- 269a. Copy of the trust deed, dated 6th May, 1910, between the Canadian Northern Railway Company and the British Empire Trust Company and the National Trust Company, Limited. Presented by Hon. Mr. Borden, May 4, 1914.....*Not printed.*
- 269b. Copy of the trust deed, dated 19th November, 1913, between the Canadian Northern Railway Company, Mackenzie, Mann & Co., Limited, and the British Empire Trust Company, and the National Trust Company, Limited. Presented by Hon. Mr. Borden, May 4, 1914.....*Printed for distribution and sessional papers.*
- 269c. Statement showing the floating liabilities of the railway companies embraced in the general title of the Canadian Northern Railway System. Presented by Hon. Mr. Borden, May 4, 1914*Not printed.*
- 269d. Statement of securities pledged as collateral to temporary loans of the Canadian Northern System. Presented by Hon. Mr. Borden, May 4, 1914.....*Not printed.*

CONTENTS OF VOLUME 28—Continued.

- 269e.** Statement showing the engineer's estimate of the cost of completing the Canadian Northern Railway System. Presented by Hon. Mr. Borden, May 4, 1914.....*Not printed.*
- 269f.** Statement of capital stock authorized and issued, of the companies set out in the first schedule. Presented by Hon. Mr. Borden, May 6, 1914.....*Not printed.*
- 269g.** Approximate estimate of betterments for six years of the lines of the Canadian Northern Railway System. Presented by Hon. Mr. Borden, May 6, 1914.....*Not printed.*
- 269h.** Statements as on 31st December, 1913, bearing on the financing of the Canadian Northern Railway System. Presented by Hon. Mr. Borden, May 6, 1914.....*Not printed.*
- 269i.** Papers and statements in respect to the Canadian Northern Railway System:—
 1. Correspondence, including official application for aid.
 2. Detailed statements showing particulars of capitalization, earnings, cost to complete, &c. Presented by Hon. Mr. Borden, May 6, 1914.
Printed for distribution and sessional papers.
- 269f.** Copy of trust deed dated October 4, 1911.—The Canadian Northern Railway to the Guardian Trust Company, Limited, and the British Empire Trust Company, Limited, and His Majesty the King and the Canadian Northern Railway Company. Presented by Hon. Mr. Borden, May 7, 1914.....*Printed for distribution and sessional papers.*
- 269k.** List of companies whose total issued stock is owned by the Canadian Northern Railway Company; also, list of companies whose total issued stock is to be transferred to The Canadian Northern Railway Company; and also, list of companies in which the controlling interest is to be transferred to The Canadian Northern Railway Company. Presented by Hon. Mr. Borden, May 7, 1914.....*Not printed.*
- 269l.** Further statements bearing on the financing of the Canadian Northern Railway System. Presented by Hon. Mr. Borden, May 7, 1914.
Printed for distribution and sessional papers.
- 269m.** Correspondence and telegrams received from the premiers of the Provinces of Nova Scotia, British Columbia, Alberta, and the Acting Premier of Saskatchewan, in regard to the granting of aid to the Canadian Northern Railway System. Presented by Hon. Mr. Borden, May 7, 1914.....*Printed for distribution and sessional papers.*
- 269n.** Copy of trust deed dated 28th December, 1903.—The Lake Superior Terminals Company, Limited, and the National Trust Company, Limited, and the Canadian Northern Railway Company. Presented by Hon. Mr. Borden, May 11, 1914.....*Not printed.*
- 270.** Return to an Order of the House of the 20th April, 1914, for a copy of all letters, telegrams and other documents relating to the refusal of the Railway Department, or any official of the Intercolonial Railway to permit employees of the railway at Moncton to attend the militia camp in the last year. Presented May 6, 1914.—*Mr. Macdonald.*
Not printed.
- 271.** Return to an Order of the House of the 23rd March, 1914, for a copy of all correspondence received by the Government since October 1, 1911, to date, from John M. Cormick, of Sydney Mines, N.S., in reference to the following matters in the Riding of North Cape Breton and Victoria:—Railway extension into the Riding of North Cape Breton and Victoria; the opening of the harbour at Dingwall, Aspey Bay, C.B.; the breakwater at Meat Cove in the said Riding; the boat harbour at Bay St. Lawrence; the breakwater at White Point; the breakwater at Neil's Harbour; the breakwater at McLeod's, Ingonish; in respect to Ingonish Harbour; the breakwater at Breton Cove; the breakwater at Little Bras d'Or; the breakwater at Cape Dauphin; the breakwater at Point Aconi; the proposed wharf at North Sydney the proposed extension of the breakwater at North Sydney; the bringing of the Intercolonial Railway to the ballast ground at North Sydney; the wharf at Sydney Mines; the wharf at Leitches Creek; the repairs to the wharf at Groves Point; the rebuilding of the wharf at Boisdale; the breakwater at Jamesville; the wharf at Castle Bay, and the proposed wharf at Shenacadie. Presented May 7, 1914.—*Mr. McKenzie.*.....*Not printed.*
- 272.** Copy of all letters, documents and correspondence relating to action by the Government in regard to the relief of the shareholders and depositors of the Farmers Bank, and of the Order in Council appointing Sir William Meredith as Commissioner, and all correspondence in relation thereto. And also, Statement of Affairs, &c., relating to the Farmers Bank of Canada. Presented by Hon. Mr. White, May 8, 1914.....*Not printed.*
- 273.** Return to an Order of the House of the 6th April, 1914, for a copy of all letters, telegrams and correspondence received by the Postmaster General in connection with complaints made that the postmaster at Yarmouth North, N.S., had been or is selling stamps outside his jurisdiction. Presented May 8, 1914.—*Mr. Law.*.....*Not printed.*
- 274.** Return to an Order of the House of the 9th February, 1914, for a return showing the number of criminals released on parole from the various penitentiaries of the Dominion for the year ending March 31, 1913; the offence for which each prisoner so released was convicted, and showing at the same time whether such offence was a first, second, or subsequent offence. Presented May 8, 1914.—*Mr. Sinclair.*.....*Not printed.*

CONTENTS OF VOLUME 28—*Continued.*

275. Return to an Order of the House of the 9th March, 1914, for a return showing:—
 1. How many acres of public land have been given to railway companies in the Dominion of Canada by the Federal Government from 1878, to the present time?
 2. How many acres were granted in each year during the above period of time.
 Presented May 11, 1914.—*Mr. Tobin* *Not printed.*
276. Return to an Order of the House of the 2nd February, 1914, for a return showing the receipts and expenses of the post office at St. Philippe, East, and of the post office at St. Philippe, West, in the parish of St. Philippe de Néri, since the first of June, 1912, to date. Presented May 11, 1914.—*Mr. Lapointe (Kamouraska)* *Not printed.*
277. Report of the Dominion Wreck Commissioner in the matter of a formal investigation into the causes which led to the British steamer *Saturnia* touching the ground in the Lower Traverse, River St. Lawrence, on Tuesday, April 28, 1914. Presented by Hon. Mr. Hazen, May 12, 1914.....*Printed for sessional papers only.*
278. Report of the Dominion Wreck Commissioner in the matter of a formal investigation into the causes which led to the stranding of the British steamship *Montfort*, on Beauport Bank, River St. Lawrence, on Tuesday, April 28, 1914. Presented by Hon. Mr. Hazen, May 12, 1914.....*Printed for sessional papers only.*
279. Return to an Address to H's Royal Highness the Governor General of the 2nd February, 1914, for a copy of the Order in Council appointing Arthur Plaunte, Esq., a Commissioner to receive claims against the Atlantic and Lake Superior Railway, the Baie des Chaleurs Railway and the Quebec Oriental Railway, and of the report of said Commissioner and of the statement of claims accepted and those rejected by him, with the reasons therefor, as well as of all correspondence, memorials, petitions and documents, generally bearing on said subject. Presented May 12, 1914.—*Mr. Marcil (Bonaventure)* *Not printed.*
- 279a. Supplementary Return to an Address to His Royal Highness the Governor General of the 2nd February, 1914, for a copy of the Order in Council appointing Arthur Plaunte, Esq., a Commissioner to receive claims against the Atlantic and Lake Superior Railway, the Baie des Chaleurs Railway and the Quebec Oriental Railway and of the report of said Commissioner and of the statement of claims accepted and those rejected by him, with the reasons therefor, as well as of all correspondence, memorials, petitions and documents, generally bearing on said subject. Presented May 22, 1914.—*Mr. Marcil (Bonaventure)* *Not printed.*
280. Return to an Order of the House of the 6th April, 1914, for a copy of all correspondence, accounts, indemnities, travelling expenses, &c., from Fraserville to Quebec, and of all other documents relating to the amount of money received each year by His Honour Mr. Justice Ernest Cimon, from 1890 to 1913, as Judge of the Superior Court sitting at Quebec, during the time he was connected with the District of Kamouraska. Presented May 16, 1914.—*Mr. Gauvreau* *Not printed.*
281. Report of the delegates appointed by the Government of Canada to attend the "International Purity Congress," held in the city of Minneapolis, Minn., November 7-12, 1913. Presented by Hon. Mr. Borden, May 16, 1914.....*Not printed.*
282. Agreement between the Government and steamship companies for mail carriage between Canadian and European ports.—(*Senate*).....*Not printed.*
283. Return to an Order of the House of the 15th April, 1914, for a return showing:—
 1. How many passengers have been carried over the Intercolonial Railway from St. John to Halifax, and from Halifax to St. John, respectively, under the agreement made on the 30th September, 1913, between the Canadian Government Railways by F. P. Gutelius, General Manager and the Canadian Pacific Railway Company, by G. M. Bosworth, General Traffic Manager, from the 15th November, 1913, when the said agreement went into effect, to the 31st March last?
 2. How many tons of freight of each of the classes mentioned in said agreement have been carried each way over the Intercolonial Railway between St. John and Halifax, under said agreement during said period?
 3. What have been the total earnings by the Intercolonial Railway under said agreement up to the 31st March last, for passengers and freight carried, respectively?
 4. What amount has been paid to or earned by the Canadian Pacific Railway for car hire under said agreement?
 5. What number of empty cars of the Canadian Pacific Railway Company have been hauled by the Intercolonial Railway free under said agreement, and what has been the cost of such haulage?
 6. What would have been the total amount paid by the Canadian Pacific Railway Company to the Intercolonial Railway, under the tariff prevailing at the time of the making of said agreement, for the passengers and the freight so carried, respectively?
 7. Whether the said agreement has been submitted, as promised by the Government, to the Board of Railway Commissioners by the Minister of Railways for the purpose of having the Board determine as to whether or not said agreement is discriminatory against the port of St. John. If not, why was it not so submitted?

CONTENTS OF VOLUME 28—*Continued.*

8. If it is the intention of the Minister of Railways to renew the said agreement, or to put in force a similar agreement, during the next Winter Port season.

9. What agreement the Government intends to make as to the Atlantic termini of the fast Atlantic mail steamers for the winter of 1914-1915: Presented May 22, 1914.—*Mr. Pugsley* *Not printed.*

284. Return to an Order of the Senate dated 15th May, 1914:—

1. How many judges have been retired since 1880?

2. What are their names?

3. What salary did they receive in each case?

4. How many years did they serve in each case?

5. What was the reason given for their retirement?

6. How much did they receive for retirement allowance each year in each case?

Ordered, that the same do lie on the table, and it is as follows.—(*Senate*).

Not printed.

285. Return to an Address to His Royal Highness the Governor General of the 9th March, 1914, for a copy of all petitions, letters, telegrams and documents by any and all parties to and by the Department of Railways and Canals, or any other Department of the Government, with reference to the Southampton Railway Company, also of all reports of engineers and recommendations regarding a subsidy to the said railway, and of all Orders in Council granting same, and of all other documents and memoranda in the possession of the Department of Railways and Canals or other Departments of the Government regarding the said railway. Presented May 27, 1914.—*Mr. Carvell*.

Not printed.

286. Return to an Order of the House of the 2nd February, 1914, for a copy of all correspondence, papers, documents, contracts, &c., between the Government of Canada and any company, firm or individuals from May 1, 1913, to December 1, 1913, referring to the establishment of a subsidized steamship service between Canada and the British West Indies. Presented May 27, 1914.—*Mr. Maclean (Halifax)* *Not printed.*

287. Return to an Order of the House of the 4th May, 1914, for a copy of all papers, letters, telegrams, accounts and receipts concerning advances made to the Montagnais Band of Indians through the agency of Seven Islands, Quebec. Presented May 29, 1914.—*Mr. Lemieux* *Not printed.*

288. Return to an Order of the House of the 11th May, 1914, for a copy of all papers, letters, telegrams, accounts and receipts, concerning advances or payments made by the Government to Newton Wesley Rowell, K.C., for legal services in connection with the Oka Indian litigation. Presented May 29, 1914.—*Mr. Sharpe (Ontario)* *Not printed.*

288a. Return to an Order of the House of the 6th May, 1914, for a return showing:—

1. Whether the Government paid Newton Wesley Rowell, K.C., any sums of money for legal services during the past fifteen years?

2. If so, the amounts and when?

3. Whether the Government paid the firm of which Mr. Rowell is the senior partner any sums of money for legal services?

4. If so, the amounts and in what years? Presented May 29, 1914.—*Mr. Sharpe (Ontario)* *Not printed.*

289. Return to an Order of the House of the 20th April, 1914, for a return showing:—

1. The date of the incorporation of the Canadian National Bureau of Breeding, Limited, with the names, addresses and occupations of the charter members of said Company.

2. The amount of capital of the Company and the number of shares into which it is divided.

3. The number of shares taken from the commencement of the Company up to the date of the return.

4. The amount of calls made on each share, the total amount of calls received, the total amount of calls unpaid, and the total number of shares forfeited.

5. The names, addresses and occupations of the persons who have ceased to be members within the twelve months next preceding, and the number of shares held by each of them.

6. The amount of money paid to said Company by the Government in each year since incorporation. Presented May 29, 1914.—*Mr. Sutherland* *Not printed.*


290. Return to an Order of the House of the 9th February, 1914, for a copy of all reports made by the inspectors of agents for placing farm labourers and domestic servants in Canada during the calendar years 1912 and 1913. Presented May 29, 1914.—*Mr. Sutherland*.

Not printed.

291. Return to an Order of the House of the 2nd March, 1914, for a return showing all the buildings, houses, offices and immoveables, occupied by the Federal Government in Montreal, for the use of the various Departments and services of each branch of the administration, together with the following information in each case; for what Department and for what service; where situated, street and number thereof; whether Government property or under lease; in the latter case, the length of lease, the rent per annum and also the other charges that may be imposed upon the Government. Presented June 1, 1914.—*Mr. Wilson (Laval)* *Not printed.*

CONTENTS OF VOLUME 28—*Continued.*

292. Return to an Order of the House of the 4th May, 1914, for a copy of all correspondence exchanged by and with the Department of Public Works or the Post Office Department, relating to an application or applications for a post office building at the town of Melville, Province of Saskatchewan. Presented June 4, 1914.—*Mr. MacNutt.*
Not printed.
293. Memorandum, correspondence, estimates of cost, &c., in connection with the construction of the Grand Trunk Pacific Railway—Mountain Section. Presented by Hon. Mr. Borden, June 4, 1914.....*Not printed.*
294. Return to an Order of the House of the 4th February, 1914, for a return showing the names and addresses of the people with whom pure bred animals have been placed by the Department of Agriculture, the breed in each case, and the conditions on which these animals were placed. Presented June 5, 1914.—*Mr. Kay.*.....*Not printed.*
295. Return to an Order of the House of the 30th March, 1914, for a copy of all correspondence, telegrams, instructions, accounts, vouchers and other papers and documents relating to the purchase of live stock in the Maritime Provinces by one Howard Corning of Yarmouth, N.S., during the period of his employment; also a copy of the appointment of the said Howard Corning and of all correspondence, complaints and other documents relating to the dismissal of the said Howard Corning, if he has been dismissed or retired from the service, together with a copy of all recommendations, correspondence and other papers relating to the appointment of the said Howard Corning's successor. Presented June 5, 1914.—*Mr. Sinclair**Not printed.*
296. Return to an Order of the House of the 19th March, 1914, for a return showing:—
1. How many pure bred stallions and bulls have been purchased by the Department of Agriculture for the use of settlers in the Provinces of Manitoba, Saskatchewan and Alberta since the first of January, 1912, to date?
2. Where these animals were purchased, and from whom; and also the price paid for them respectively. Presented June 5, 1914.—*Mr. Douglas.*.....*Not printed.*
297. Return to an Order of the House of the 9th February, 1914, for a copy of all correspondence, including letters, telegrams and accounts, regarding the purchase and disposal during year 1913, of all horses, cattle, sheep and swine for the Department of Agriculture, Province of Quebec for Experimental Farms, or for the improvement of stock, together with a return showing the commission and fees paid, and to whom paid, for and on account of said purchases. Presented June 8, 1914.—*Mr. Robb.*....*Not printed.*
298. Return to an Address to His Royal Highness the Governor General of the 9th February, 1914, for a copy of all arrangements made between the Government and the various Provinces under the Agricultural Instruction Act. Presented June 10, 1914.—*Sir Wilfrid Laurier**Not printed.*
299. Partial Return to an Address to His Royal Highness the Governor General of the 4th March, 1914, for a copy of all correspondence, telegrams, petitions, Orders in Council, and other papers and documents, relating to subventions or assistance given, or to be given, by the Department of Marine and Fisheries or the Department of Agriculture to firms or joint stock companies, or persons operating cold storage plants for the preservation of fish products in Nova Scotia during the years 1908, 1909, 1910, 1911, 1912 and 1913, excluding such correspondence, &c., as relates to companies known as Fishermen's Bait Association. Presented June 10, 1914.—*Mr. Sinclair.*.....*Not printed.*
300. Copy of Order in Council No. P.C. 1386, of the 29th May, 1914, concerning the regulations governing the Radiotelegraph administration. Presented by Hon. Mr. Hazen, June 11, 1914*Not printed.*
- 300a. Copy of regulations governing Radiotelegraphy promulgated under section 11, Radiotelegraph Act, 1913. Presented by Hon. Mr. Hazen, June 11, 1914.....*Not printed.*
301. Return to an Order of the House of the 27th April, 1914, for a copy of all letters, tenders, telegrams, plans, specifications and other documents in regard to the construction of the new ice breaker by the Canadian Vickers Company of Montreal. Presented June 11, 1914.—*Mr. Macdonald**Not printed.*
302. Return to an Address to His Royal Highness the Governor General of the 16th March, 1914, for a copy of all petitions, letters, affidavits, telegrams and documents to and by the Department of Justice, or any other Department of Government, on behalf of or in reference to Wm. J. Kelley, a prisoner in the United States federal prison at Atlanta, Ga., and of all the letters, telegrams and other memoranda between the Department of Justice, or any other Department of the Government, and the British Ambassador at Washington, or the Government of the United States, regarding the imprisonment and proposed liberation of the said Wm. J. Kelley. Presented June 12, 1914.—*Mr. Carvell.*
Not printed.



DOMINION OF CANADA
REPORT
OF THE
DEPARTMENT OF TRADE AND COMMERCE
FOR THE
FISCAL YEAR ENDED MARCH 31
1913

PART I
CANADIAN TRADE
IMPORTS INTO AND EXPORTS FROM CANADA
(ITEMIZED AND GENERAL STATEMENTS)

PRINTED BY ORDER OF PARLIAMENT



OTTAWA
PRINTED BY J. DE L. TACHÉ, PRINTER TO THE KING'S MOST
EXCELLENT MAJESTY
1914

GENERAL INDEX

PART I.—CANADIAN TRADE :—

Imports into and Exports from Canada.
(Itemized and General Statements.)

PART II.—CANADIAN TRADE :—

With France.
With Germany.
With United Kingdom.
With United States.

PART III.—CANADIAN TRADE :—

With Foreign Countries.
(Except France, Germany, United Kingdom and United States.)

PART IV.—MISCELLANEOUS INFORMATION :—

Bounties.
Lumber and Staple Products.
Revenue and Expenditure of Department of Trade and Commerce.
Statistical Record of the Progress of Canada.
Tonnage Tables.
Trade Commissioner Service.
Administration of Gold and Silver Marking Act.

PART V.—GRAIN STATISTICS.

PART VI.—SUBSIDIZED STEAMSHIP SERVICES.

PART VII.—TRADE OF FOREIGN COUNTRIES : TREATIES AND CONVENTIONS.

NOTE—*The above parts will not necessarily be issued in the order indicated.*

To Field Marshal His Royal Highness PRINCE ARTHUR WILLIAM PATRICK ALBERT,
Duke of Connaught and of Strathearn; Earl of Sussex, (in the Peerage of the United Kingdom), Prince of the United Kingdom of Great Britain and Ireland; Duke of Saxony; Prince of Saxe-Cobourg and Gotha; Knight of the Most Noble Order of the Garter; Knight of the Most Ancient and Most Noble Order of the Thistle; Knight of the Most Illustrious Order of Saint Patrick; a Member of the Most Honourable Privy Council; Great Master of the Most Honourable Order of the Bath; Knight Grand Commander of the Most Exalted Order of the Star of India; Knight Grand Cross of the Most Distinguished Order of Saint Michael and Saint George; Knight Grand Commander of the Most Eminent Order of the Indian Empire; Knight Grand Cross of the Royal Victorian Order; Personal Aide-de-Camp to His Majesty the King; Governor General and Commander-in-Chief of the Dominion of Canada.


MAY IT PLEASE YOUR ROYAL HIGHNESS,—

The undersigned has the honour to present to Your Royal Highness the Report of the Department of Trade of Commerce, for the Fiscal Year ended March 31, 1913.

All of which is respectfully submitted.

GEORGE E. FOSTER,
Minister of Trade and Commerce.

OTTAWA, December 31, 1913.



PART I

TABLE OF CONTENTS

INTRODUCTION

	PAGE
Report of Deputy Minister of Trade and Commerce	VII
Trade of Principal Countries, 1902 and 1912, with percentage of increase during decade	X
Unrevised Statement of the Trade of Canada during the months, eleven months and twelve months ending February, 1912, 1913 and 1914.	xi

CANADIAN TRADE.

IMPORTS INTO AND EXPORTS FROM CANADA.

(Itemized and General Statements.)

	PAGE.
TABLE No. 1.—Imports (by Provinces) into Canada, 1850 to 1913.	2
TABLE No. 2.—Exports (by Provinces) from Canada, 1850 to 1913.	4
TABLE No. 3.—Imports and Exports of Canada with Customs duties collected, 1868 to 1913.	6
TABLE No. 4.—Exports (by Classes) of Canada, 1868 to 1913.	8
TABLE No. 5.—Exports (by Classes) of Canada (Canadian Produce) to the United Kingdom, the United States and other countries, 1868 to 1913.	12
TABLE No. 6.—Average <i>ad valorem</i> Rates of Duty on Imports into Canada from the United Kingdom, the United States and on all Imports, 1868 to 1913.	18
TABLE No. 7.—Imports and Percentages of Imports into Canada from the United Kingdom and the United States, 1868 to 1913.	20
TABLE No. 8.—Exports and Percentages of Exports from Canada to the United Kingdom and the United States, 1868 to 1913.	22
TABLE No. 9.—Imports of Merchandise for Consumption (by Countries) into Canada, 1909 to 1913.	24
TABLE No. 10.—Total Imports of Merchandise (by Countries) into Canada, 1909 to 1913.	28
TABLE No. 11.—Total Exports of Merchandise (by Countries) from Canada, 1909 to 1913.	32
TABLE No. 12.—Imports of Coin and Bullion (by Countries) into Canada, 1909 to 1913.	36
TABLE No. 13.—Exports of Coin and Bullion (by Countries) from Canada, 1909 to 1913.	38
TABLE No. 14.—Aggregate Trade (by Countries) of Canada, 1909 to 1913.	40
TABLE No. 15.—Imports (by Countries) entered for Consumption in Canada with Duty collected thereon under the General, Surtax, Preferential and Treaty Tariffs, 1910 to 1913.	44
TABLE No. 16.—Imports into Canada (by Countries) direct and via United States, 1911, 1912 and 1913.	46
TABLE No. 17.—Exports from Canada (by Countries) direct and via United States, 1911, 1912 and 1913.	49

	PAGE.
TABLE NO. 18.—Imports and Exports (by Articles) of Canada, 1909 to 1913, and the Quantities and Values of all Goods entered for Consumption, with the amounts of Duties collected thereon, 1912 and 1913	52
TABLE NO. 19.—Exports (by Articles, Canadian Produce) from Canada, 1909 to 1913.....	196
TABLE NO. 20.—Imports (by Principal Articles) into Canada, 1899 to 1913.....	212
TABLE NO. 21.—Exports (by Principal Articles) from Canada, 1899 to 1913.....	254
TABLE NO. 22.—Imports (by Principal Articles and Countries) into Canada, both Dutiable and Free, 1909 to 1913.....	268
TABLE NO. 23.—Exports (by Principal Articles and Countries) from Canada, 1909 to 1913.....	359
TABLE NO. 24.—Imports (by Principal and other Articles) entered for Consumption into Canada (both of Dutiable and Free) from the United Kingdom, the United States, other countries and Total, 1874 to 1913.....	396
TABLE NO. 25.—Exports (by Principal and other Articles) from Canada (Canadian Produce) to the United Kingdom, the United States, other countries and Total, 1868 to 1913....	486
(A.)—The Mine.....	486
(B.)—The Fisheries.....	502
(C.)—The Forest.....	526
(D.)—Animals and their Produce.....	552
(E.)—Agricultural Products.....	576
(F.)—Manufactures.....	610
(G.)—Miscellaneous and Recapitulation.....	656
(a)—Miscellaneous Articles	656
(b)—Total Exports of Merchandise the Produce of Canada.....	656
(c)—Estimated Short Reported.....	657
(d)—Coin and Bullion.....	657
(e)—Grand Total Exports the Produce of Canada.....	657
TABLE NO. 26.—Annual Average Export Prices of Principal Articles of Canadian Produce Exported from Canada, 1890 to 1913.....	658

REPORT OF THE DEPUTY MINISTER.

The Honourable GEORGE E. FOSTER, B.A., D.C.L., LL.D., M.P.,
MINISTER OF TRADE AND COMMERCE, OTTAWA.

SIR,—I have the honour to submit herewith the Twenty-first Annual Report of the Department of Trade and Commerce, being the Report of the fiscal year ended March 31, 1913.

CONTINUED TRADE EXPANSION.

In my last annual report the opinion was expressed that the volume of Canada's trade would surpass all previous years, and it is now possible to state that the prediction was not only borne out by subsequent returns, but for the first time in Canada's history the value of the total trade passed beyond the billion dollar mark. It could not be expected, however, that such increases should continue indefinitely without interruption. For some time storm signals have been displayed by those directing the world's financial resources, and frequent words of caution and conservatism have been uttered.

It is but natural therefore that a temporary slowing down in trade should ensue, yet, in Canada, the future can be looked forward to, not only with confidence, but with the certainty that in due time the Dominion's trade will be marked by the same buoyancy as that which has been exhibited for so many years in the past. Caution, however, should be observed in all commercial and financial undertakings in order that such activities may be limited to actual needs and necessities.

The halt in the financial world has of course been primarily responsible for the stay in the continued rapid expansion of commerce. This, however, has not been limited to Canada. These conditions are present throughout the whole world, and in some countries the results have been of severe proportions. In fact the comparison gives cause for congratulation in Canada inasmuch as this was perhaps the last country to feel the financial strain, and no very great stress has resulted in the Dominion by reason of the confidence in which Canada is held in financial quarters in Europe.

On page x will be found a statement showing the percentage of increase of the trade of the principal countries of the world during the decade 1902 to 1912, from which it will be noted that the Argentine Republic heads the list with an increase of 206·24 per cent, while Canada comes second with 132·36 per cent.

The usual unrevised figures of the imports, exports and total trade of Canada for the months, eleven months and twelve months ended February, 1912, 1913 and 1914 will be found on page xi from which it will be observed that the total trade for the twelve months ended February, 1914, exceeds that for the previous year by \$76,276,202, clearly indicating that the figures for the fiscal year 1914 will eclipse those of any previous years.

MARKED DEVELOPMENT PROCEEDING.

Marked development is proceeding throughout the Dominion at present, including large public works, and railway and elevator constructions, which, though not yet productive, will continue to furnish considerable employment for labour during the time the large sums necessary to carry them to completion are being expended.

The conditions in Europe, to which Canada must look for money to carry on the vast developments of future years, have not been conducive to extensive credits nor low rates of interest since the commencement of the Balkan war and other political and social disturbances in the United Kingdom and Europe.

EFFECT OF THE UNITED STATES TARIFF.

On account of the large recent reductions in the United States tariff, and especially upon meat and dairy products, new conditions have arisen which have temporarily affected the Canadian markets for these commodities. In order to supply the shortage in the United States the nearby Canadian sources of supply have been suddenly and largely drawn upon, with the result that prices have been enhanced to both producers and consumers of these articles in Canada, and in the case of cattle with no little menace to the future sources of supply, occasioned by the possible over-sale of producing stock. It will be a matter of much regret and great economic loss if such over-sale assumes large proportions, a possibility which should be very carefully considered by both farmers and dealers in meat products.

On the other hand, the high price of food stuffs may be reasonably expected to encourage increased production, give a decided impetus to mixed farming in the West, and in time bring about a better equilibrium between supply and demand.

WESTERN GRAIN CROP.

The very large grain crop in the West during the past season has resulted in more than ordinary satisfaction, coming as it does at a time when financial and commercial activities were being somewhat restricted. Not only have all records of production been surpassed but, at the same time, few if any crops ever produced in the West have been of such a uniform high grade. Added to this, the weather conditions have been such as to enable the crop to be marketed or stored in the elevators earlier than usual. Few complaints have been received respecting the distribution of cars, and the elevator capacity has also been materially increased.

The new Government elevator at Port Arthur has been pronounced to be the finest grain elevator on the continent, and, in view of the expected continued increase in the production of grain, it is presumed that the new Government elevators at Moosejaw and Saskatoon, now in course of construction, will be an additional source of satisfaction to the West.

SESSIONAL PAPER No. 10

WEST INDIES TRADE AGREEMENT.

From the figures now available, there is ample evidence that the agreement concluded between Canada and certain of the British West Indies will be of great mutual benefit. It is also confidently expected that these figures will be considerably enhanced by the recent establishment of the improved steamship service between Canada and those sister colonies.

I have the honour to be, sir,

Your obedient servant,

F. C. T. O'HARA,
Deputy Minister.

TRADE OF PRINCIPAL COUNTRIES, 1902 AND 1912, WITH PERCENTAGE OF INCREASE DURING DECADE.
(*Merchandise and Coin and Bullion.*)

Note—Calendar Years, unless stated otherwise; total imports and exports unless stated otherwise.


Countries.	TOTAL IMPORTS.		TOTAL EXPORTS.		TOTAL TRADE.		INCREASE DURING DECADE.		
	1902.		1912.		1902.		Total Imports,	Total Exports,	Total Trade.
	£	§	£	§	£	§	p.c.	p.c.	p.c.
Argentina Republic.....	99,443,000	371,384,000	173,205,000	403,578,000	272,648,000	834,962,000	273.46	167.45	206.24
Australia.....	197,956,000	380,372,000	213,720,000	381,934,000	411,676,000	765,306,000	92.15	80.11	85.90
Austria-Hungary (c).....	382,933,000	726,055,000	405,108,000	591,192,000	788,041,000	1,317,247,000	89.60	15.93	67.15
Belgium (c).....	459,472,000	966,896,000	371,620,000	762,635,000	831,092,000	1,719,531,000	108.26	105.22	106.90
British India (b).....	330,282,000	741,153,000	(c) 450,536,000	833,336,000	810,818,000	1,574,491,000	105.71	84.96	94.19
Canada.....	241,215,000	632,032,000	(c) 225,850,000	393,232,000	(c) 467,065,000	1,085,264,000	186.80	74.11	132.36
China.....	205,094,000	359,437,000	141,349,000	283,531,000	346,443,000	642,968,000	75.25	100.59	85.59
France.....	1,209,497,000	2,100,165,000	1,133,228,000	1,776,656,000	2,342,725,000	3,876,821,000	73.64	47.95	65.48
Germany.....	1,430,134,000	2,831,962,000	1,221,178,000	2,338,826,000	2,671,312,000	5,170,788,000	45.29	91.52	93.57
Italy.....	355,110,000	760,819,000	293,349,000	493,372,000	648,459,000	1,254,191,000	114.25	68.18	93.41
Japan.....	151,339,000	314,097,000	129,645,000	276,543,000	280,984,000	590,550,000	107.48	113.31	110.17
Mexico.....	95,278,000	97,485,000	103,274,000	149,602,000	198,532,000	247,097,000	2.33	44.86	24.45
Netherlands (c).....	873,055,000	1,452,458,000	734,817,000	1,251,472,000	1,607,872,000	2,703,350,000	66.36	70.31	68.17
New Zealand.....	55,123,000	102,086,000	66,406,000	105,950,000	121,529,000	208,036,000	85.20	59.40	71.18
Norway.....	78,030,000	151,077,000	48,559,000	93,900,000	136,595,000	250,977,000	92.44	105.73	98.25
Spain.....	177,871,000	220,146,000	164,173,000	221,176,000	342,044,000	441,322,000	23.77	34.72	29.02
Switzerland.....	282,998,000	393,610,000	176,965,000	292,412,000	409,963,000	662,022,000	68.93	48.28	61.48
Sweden.....	2,724,285,000	3,961,391,000	5,826,771,000	3,236,652,000	4,551,036,000	7,192,613,000	45.43	76.85	58.04
United Kingdom.....	1,094,865,000	1,923,441,000	1,511,483,000	2,615,261,000	2,606,348,000	4,538,702,000	75.68	73.03	74.14
United States (a).....									

(a) Years ended June 30, 1903 and 1913. (b) Years ended March 31, 1903 and 1913. (c) Year ended June 30, 1903. (d) Year ended March 31, 1913.
(e) Imports for Consumption and Exports of Domestic Produce.

SESSIONAL PAPER No. 10

PRELIMINARY STATEMENT OF THE TRADE OF CANADA FOR FEBRUARY.
Months, Eleven Months, and Twelve Months Ending February, 1912, 1913 and 1914.

	Month of February.			Eleven Months ending February.			Twelve Months ending February.		
	1912.	1913.	1914.	1912.	1913.	1914.	1912.	1913.	1914.
	\$	\$	\$	\$	\$	\$	\$	\$	\$
IMPORTS FOR CONSUMPTION.									
Dutiable goods.....	28,587,777	35,111,113	25,519,846	296,682,805	395,887,330	375,193,589	329,166,514	434,408,977	420,824,267
Free goods.....	13,593,591	17,849,696	13,030,199	166,612,811	206,508,883	190,631,181	183,606,157	226,040,321	212,007,479
Total imports (indse).....	42,181,368	52,951,809	38,550,045	463,295,616	602,396,213	565,824,770	512,772,671	660,449,298	632,831,746
Coin and bullion.....	412,377	319,263	406,726	24,158,256	5,127,619	13,826,180	24,509,592	7,003,244	14,126,540
Total imports.....	42,593,745	53,271,072	38,956,771	487,453,872	607,523,832	579,653,950	537,282,263	667,452,542	646,958,286
Duty collected.....	7,460,661	9,152,220	6,822,925	77,453,487	103,126,845	97,806,874	86,049,865	113,221,894	109,719,189
EXPORTS.									
Canadian Produce—									
The mine.....	3,001,012	4,459,162	4,046,145	35,672,526	51,224,538	52,469,690	40,346,613	56,876,528	58,687,698
The fisheries.....	1,213,072	1,817,746	1,370,492	15,362,889	14,918,420	13,133,286	16,301,170	16,290,209	20,541,587
The forest.....	1,960,404	2,212,485	1,961,206	38,662,592	40,895,709	10,697,151	41,339,637	43,125,791	42,456,502
Animal products.....	2,030,902	2,861,408	3,427,188	45,873,181	12,004,398	50,147,059	48,994,520	44,341,871	52,927,254
Agricultural products.....	7,438,814	7,543,143	5,058,785	97,622,117	133,017,132	103,129,619	142,538,390	142,538,390	208,836,012
Manufactures.....	3,170,016	3,950,830	4,674,709	31,950,357	38,699,013	51,294,162	35,386,441	42,584,940	56,197,897
Miscellaneous.....	5,835	10,393	14,561	99,726	96,638	108,617	109,342	102,888	115,290
Total Canadian produce.....	18,820,685	22,857,167	20,553,087	265,343,088	320,879,848	404,887,448	285,607,342	345,860,617	439,762,200
Foreign produce.....	741,168	913,594	649,396	16,491,117	20,236,765	22,787,282	17,413,184	21,237,882	23,864,332
Total exports (indse).....	19,561,853	23,770,761	21,202,483	281,734,205	341,116,613	327,674,730	303,020,526	367,098,499	463,626,532
Coin and bullion.....	2,229,301	1,139,079	839,887	6,466,624	13,571,588	12,956,374	7,069,949	15,006,063	15,248,488
Total exports.....	21,861,154	24,909,840	22,062,370	288,200,824	354,688,141	440,631,104	310,090,475	382,104,562	478,875,020
AGGREGATE TRADE.									
Merchandise.....	61,743,221	76,722,570	59,752,528	745,029,821	943,512,766	992,902,500	815,793,197	1,027,547,797	1,096,458,278
Coin and bullion.....	2,711,678	1,458,282	1,266,613	30,624,880	18,999,507	26,782,554	31,579,541	22,009,307	29,375,028
Total trade.....	64,454,899	78,180,852	61,019,141	775,654,701	962,511,973	1,019,685,054	847,372,738	1,049,557,104	1,125,833,306



PART 1

CANADIAN TRADE

IMPORTS INTO AND EXPORTS FROM CANADA

ITEMIZED AND GENERAL STATEMENTS

4 GEORGE V., A. 1914

No. 1.—STATEMENT of the Total Imports into Canada, by Provinces, during each Fiscal Year, 1850 to 1913.

Fiscal Years.	Ontario.	Quebec.	Nova Scotia.	New Brunswick.	Prince Edward Island.	Manitoba.	British Columbia.	TERRITORIES.				British prepaid postal parcels.	Total Imports.
								Yukon.	Alberta.	Saskatche- wan.	Other.		
£	£	£	£	£	£	£	£	£	£	£	£	£	
1850.....	16,982,068		3,600,000	4,077,655	630,480								25,290,203
1851.....	21,434,790		3,741,938	4,901,500	669,410								30,747,633
1852.....	20,286,493		7,055,431	5,553,005	859,855								33,784,784
1853.....	31,981,436		5,970,878	8,580,540	1,033,390								47,586,244
1854.....	40,529,325		8,955,416	10,343,865	1,369,645								61,198,245
1855.....	36,086,169		9,413,515	7,156,650	1,342,030								53,998,364
1856.....	43,584,387		9,349,160	7,605,890	1,426,260								61,965,697
1857.....	39,439,598		9,680,880	7,094,715	1,293,610								57,499,833
1858.....	29,078,527		8,075,590	5,813,555	931,145								43,899,117
1859.....	33,555,161		8,100,955	7,080,170	1,173,490								49,909,776
1860.....	34,447,935		8,511,549	7,233,700	1,150,270								51,343,454
1861.....	43,051,836		7,613,227	5,943,039	1,049,678								57,660,780
1862.....	48,600,633		8,445,042	6,199,701	1,056,205								64,301,581
1863.....	45,964,493		10,201,391	7,658,462	1,467,156								65,291,502
1864.....	23,882,216		12,604,642	8,945,352	1,689,638								47,121,848
1865.....	44,020,469		14,381,662	7,086,595	1,905,075								67,993,801
1866.....	53,802,319		14,381,008	10,000,794	2,162,435								80,346,556
1867.....	59,048,987		(a) 9,345,490	3,820,167	1,472,168								73,686,812
1868.....	57,805,013		(b) 9,131,236	6,523,395	1,815,135								75,274,779
1869.....	24,245,326	30,940,341	8,607,244	6,622,254	1,821,163								72,236,328
1870.....	26,135,176	32,883,916	8,940,800	6,854,447	1,928,662								76,743,001
1871.....	33,773,678	43,094,412	10,678,543	8,292,672	2,000,000	(a) 254,063							98,092,971
1872.....	37,523,354	49,376,175	12,433,747	9,361,652	2,250,000	942,247	1,790,352						113,680,527
1873.....	49,040,925	53,715,459	11,578,252	10,567,398	2,450,000	918,336	2,191,011						130,461,281
1874.....	49,443,977	51,557,072	11,216,130	10,265,288	1,908,522	1,797,033	2,085,660						128,213,582
1875.....	43,598,554	51,961,282	11,581,956	10,240,633	1,960,997	1,243,309	2,543,552						123,070,283
1876.....	37,550,446	35,035,091	8,596,503	5,885,154	1,333,565	1,893,651	2,996,996						93,210,346
1877.....	41,464,838	36,752,990	9,379,152	6,917,150	1,384,693	1,208,877	2,220,262						99,327,962
1878.....	39,034,134	32,036,858	8,508,189	8,741,293	1,278,785	1,122,744	2,247,477						93,081,787
1879.....	31,105,286	30,924,842	7,062,614	5,296,454	835,569	1,140,871	2,440,789						81,964,427
1880.....	27,869,444	27,074,937	6,074,937	4,093,135	807,063	1,227,105	1,756,291						86,489,747
1881.....	34,597,555	51,071,013	8,168,648	5,913,797	965,205	1,941,576	2,489,246						105,330,840
1882.....	41,690,760	53,105,257	8,701,589	6,707,244	737,321	5,144,493	2,899,186						119,419,500

No. 2—STATEMENT of the Total Exports from Canada, by Provinces, during each Fiscal Year, 1850 to 1913.

Fiscal Years.	Ontario.		Quebec.		Nova Scotia.	New Brunswick.	Prince Edward Island.	Manitoba.	British Columbia.	TERRITORIES.				Total Exports.
	Ontario.		Quebec.							Yukon.	Alberta.	Saskatche- wan.	Other.	
	\$	\$	\$	\$										
1850.....	12,043,795				1,550,000	3,290,090	325,992							18,109,877
1851.....	13,810,604				1,599,245	3,860,120	343,022							19,612,991
1852.....	15,307,007				3,083,590	3,981,675	531,285							22,854,157
1853.....	23,801,303				4,853,903	5,362,495	634,735							34,654,436
1854.....	23,019,190				6,298,340	5,621,075	756,067							35,534,672
1855.....	28,188,461				7,832,855	4,131,905	735,573							40,888,794
1856.....	32,047,017				6,864,790	5,366,755	671,881							44,950,443
1857.....	27,006,624				6,907,830	4,688,875	672,325							39,235,654
1858.....	23,472,609				6,321,490	4,053,895	765,355							34,613,349
1859.....	24,766,981				6,880,130	5,367,110	893,400							37,916,621
1860.....	34,631,890				6,619,534	4,581,860	1,007,171							46,840,455
1861.....	36,614,195				5,774,334	4,546,039	815,571							47,750,139
1862.....	33,596,125				5,646,961	3,856,538	752,745							43,852,369
1863.....	41,831,532				6,546,488	4,940,781	1,047,362							54,366,163
1864.....	13,883,508	(a)			7,172,816	5,053,879	1,013,340							27,123,543
1865.....	42,481,151				8,830,693	5,634,726	1,457,727							58,304,297
1866.....	56,328,980				8,043,095	6,373,705	1,915,541							72,660,721
1867.....	48,486,143	(b)			5,474,328	(a) 2,407,889	1,801,581							58,229,941
1868.....	47,499,876				5,441,285	4,626,727	1,422,046							58,989,934
1869.....	20,953,485		28,223,268		5,743,511	5,554,519	1,450,947							61,925,728
1870.....	24,659,399		37,807,468		5,893,417	5,303,206	2,154,203							75,727,693
1871.....	23,080,535		39,021,706		6,516,927	5,517,930	2,200,000	(c) 30,520						76,433,618
1872.....	25,560,410		41,823,470		7,598,401	5,719,734	2,370,000	85,541	1,912,107					55,009,663
1873.....	29,483,158		44,408,633		7,372,086	6,487,315	2,405,000	246,983	1,792,347					92,194,922
1874.....	25,137,087		46,393,845		7,656,547	6,503,934	722,129	797,762	2,824,812					89,351,928
1875.....	19,896,833		39,745,729		6,979,130	6,543,056	1,305,461	588,958	2,755,787					77,886,979
1876.....	24,782,744		37,876,815		7,164,558	5,950,824	1,665,519	770,188	2,393,057					80,966,435
1877.....	19,320,203		37,782,284		7,812,041	5,992,775	1,921,217	653,816	2,798,860					73,875,393
1878.....	22,937,060		37,392,287		7,500,783	6,268,027	1,700,752	723,898	2,755,972					79,323,667
1879.....	23,854,549		29,740,512		7,364,324	5,371,471	1,831,389	512,899	2,643,570	60,139				71,491,255
1880.....	28,063,980		41,447,209		7,543,684	5,863,555	1,736,533	562,714	2,255,753	49,813				87,911,458
1881.....	30,014,478		48,965,087		8,245,738	6,406,374	1,774,846	626,116	2,255,753	2,431				98,290,823
1882.....	40,765,921		38,972,121		9,217,295	7,474,407	1,887,146	666,119	3,154,194					102,137,203
1883.....	32,890,019		42,642,986		9,820,332	7,520,107	1,318,549	510,469	3,383,342					98,085,804
1884.....	26,891,017		42,029,878		9,599,356	7,520,107	1,310,039	722,730	3,100,404					91,406,496
1885.....	28,434,731		39,604,451		8,894,085	6,489,243	1,494,469	1,083,528	3,237,804					99,238,361

SESSIONAL PAPER No. 10

1886	27,088,868	38,171,339	8,071,513	6,547,096	1,566,267	852,615	2,953,616	85,251,314
1887	28,811,387	40,364,720	8,566,959	6,149,889	1,269,545	875,041	3,478,270	89,515,811
1888	37,066,317	50,288,718	8,813,006	6,929,563	1,272,429	1,304,890	3,928,071	90,203,600
1889	30,336,698	37,223,605	8,832,281	6,700,898	978,773	782,606	4,334,306	91,189,167
1890	38,314,686	44,348,693	9,468,409	6,977,855	887,755	988,384	5,763,467	96,749,149
1891	28,926,612	43,216,936	9,925,646	7,182,748	1,349,126	1,612,124	6,199,380	98,417,296
1892	32,397,392	54,329,364	10,982,609	6,183,056	1,128,402	2,078,339	6,574,989	113,963,375
1893	33,850,873	58,635,427	10,634,863	7,253,611	1,235,344	1,211,077	5,641,653	88,324
1894	32,726,074	56,151,102	10,713,440	6,635,487	1,211,824	1,804,964	8,142,364	118,564,352
1895	33,096,181	50,601,504	11,723,534	6,368,657	1,039,493	1,611,003	9,121,098	117,324,949
1896	32,866,947	55,517,731	10,999,160	7,497,911	979,979	2,005,867	10,576,551	113,638,803
1897	39,313,226	60,275,136	11,312,090	9,584,982	1,314,607	1,965,755	14,017,568	121,013,852
1898	46,786,235	73,327,220	10,930,436	11,166,218	1,389,674	3,472,801	16,919,717	137,950,253
1899	48,137,912	70,311,571	11,480,120	10,492,329	1,289,659	2,032,988	14,749,632	164,152,083
1900	56,116,756	76,791,668	12,608,973	14,165,506	1,349,529	3,568,675	17,851,812	158,896,905
1901	36,490,628	93,540,609	12,720,343	14,886,454	681,403	1,084,992	21,618,191	191,894,723
1902	48,597,480	91,037,201	14,978,222	17,657,751	801,013	4,896,149	18,383,335	196,487,632
1903	51,312,217	105,841,034	17,016,554	18,796,463	822,593	2,008,074	15,604,896	211,640,286
1904	41,941,605	102,816,197	17,096,839	17,931,854	726,414	1,049,636	16,536,328	225,849,734
1905	46,618,115	92,437,049	15,289,772	17,430,703	654,512	2,575,060	16,677,882	213,521,255
1906	59,725,246	121,273,739	17,622,271	23,548,953	791,861	1,955,163	23,817,578	203,316,872
1907 (9 mos.)	45,476,198	104,580,437	12,511,083	18,340,861	475,157	2,830,480	16,138,405	256,586,630
1908	68,550,565	131,413,105	17,359,714	26,363,098	636,465	4,103,067	23,941,187	205,277,197
1909	63,038,570	119,937,889	17,363,405	27,214,741	525,933	2,176,829	22,240,639	280,006,606
1910	90,287,469	126,378,646	19,557,188	32,110,811	441,836	4,192,922	25,068,411	261,512,150
1911	93,965,232	123,725,620	20,001,324	23,273,454	436,173	3,134,564	23,016,655	301,558,529
1912	108,554,834	123,101,836	23,569,432	28,974,547	583,211	3,302,815	20,272,840	297,196,365
1913	132,756,632	147,723,907	24,201,473	34,634,156	573,078	5,239,436	27,057,369	315,317,250
							162,171	393,232,057
							3,680,247	
							8,002,232	
							4,231,601	
							3,458,874	
							297,320	
							186,653	
							906,473	
							247,579	
							221,476	
							395,265	
							2,275,241	
							52,685	
							4,621,809	
							17,155,688	
							345,850	
							1,590,936	
							1,183,648	
							3,576,682	
							3,173,108	
							753,905	
							9,005,954	
							13,914,676	
							14,083,487	
							10,811,211	
							12,247,251	
							10,379,874	
							17,851,812	
							21,618,191	
							18,383,335	
							15,604,896	
							16,536,328	
							16,677,882	
							3,568,675	
							1,084,992	
							4,896,149	
							2,008,074	
							1,049,636	
							2,575,060	
							1,955,163	
							2,830,480	
							4,103,067	
							2,176,829	
							25,068,411	
							3,134,564	
							3,302,815	
							5,239,436	
							791,861	
							475,157	
							636,465	
							525,933	
							27,214,741	
							32,110,811	
							441,836	
							436,173	
							583,211	
							573,078	
							23,548,953	
							18,340,861	
							26,363,098	
							27,214,741	
							32,110,811	
							23,273,454	
							28,974,547	
							34,634,156	
							12,608,973	
							12,720,343	
							14,978,222	
							17,016,554	
							17,096,839	
							15,289,772	
							17,622,271	
							12,511,083	
							17,359,714	
							17,363,405	
							19,557,188	
							20,001,324	
							23,569,432	
							24,201,473	
							121,273,739	
							104,580,437	
							131,413,105	
							119,937,889	
							126,378,646	
							123,725,620	
							123,101,836	
							123,101,836	
							147,723,907	

NOTES—(a) Six months ended June 30. (b) Nine months ended June 30. (c) Three months ended June 30.

4 GEORGE V., A. 1914

No. 3—STATEMENT of the Total Imports into and Exports from Canada and Imports Customs Duties collected during

Fiscal Years.	TOTAL IMPORTS.				EXPORTS.			
	Merchandise.		Coin and Bullion.	Totals.	Merchandise.		Coin and Bullion.	Totals.
	Dutiable.	Free.			Canadian Produce.	Foreign Produce.		
1868	45,250,395	23,314,102	4,895,147	73,459,644	48,504,899	4,196,821	4,866,168	57,567,888
1869	44,081,563	22,086,373	4,247,229	70,415,165	52,400,772	3,855,801	4,218,208	60,474,781
1870	48,665,547	21,813,263	4,335,529	74,814,339	59,043,590	6,527,622	8,002,278	73,573,490
1871	70,295,223	23,064,654	2,733,094	96,092,971	57,630,024	9,853,244	6,690,350	74,173,618
1872	72,157,423	36,519,355	2,753,749	111,430,527	65,831,083	12,798,182	4,010,398	82,639,663
1873	74,217,954	50,787,862	3,005,465	128,011,281	76,538,025	9,405,910	3,845,987	89,789,922
1874	77,070,460	46,919,840	4,223,282	128,213,582	76,741,997	10,614,096	1,995,835	89,351,928
1875	81,504,477	39,355,717	2,210,089	123,070,283	69,709,823	7,137,319	1,039,837	77,886,979
1876	58,794,777	32,195,458	2,220,111	93,210,346	72,491,437	7,234,961	1,240,037	80,966,435
1877	63,986,376	33,167,497	2,174,089	99,327,962	68,030,546	7,111,108	733,739	75,875,393
1878	61,700,190	30,577,871	803,726	93,081,787	67,989,800	11,164,878	168,989	79,323,667
1879	57,052,042	23,273,296	1,639,089	81,964,427	62,431,025	8,355,644	704,586	71,491,255
1880	68,895,483	15,712,457	1,881,807	86,489,747	72,899,697	13,210,006	1,771,755	87,911,458
1881	85,516,908	18,690,657	1,123,275	105,330,840	83,944,701	13,375,117	971,005	98,290,823
1882	93,339,930	24,575,827	1,503,743	119,419,500	94,137,637	7,628,453	371,093	102,137,203
1883	100,827,816	30,150,683	1,275,523	132,254,022	87,702,431	9,751,773	631,600	98,085,804
1884	88,349,492	25,839,885	2,207,666	116,397,043	79,833,098	9,389,106	2,184,292	91,406,496
1885	79,614,103	26,373,134	2,954,244	108,941,486	79,131,735	8,079,646	2,026,980	89,238,361
1886	75,536,758	25,277,246	3,610,557	104,424,561	77,756,704	7,438,079	56,531	85,251,314
1887	85,479,400	26,880,618	532,218	112,892,236	80,960,909	8,549,333	15,569	89,515,811
1888	77,784,037	30,935,121	2,175,472	110,894,630	81,382,072	8,803,394	7,534	90,203,000
1889	80,059,966	34,589,714	575,251	115,224,931	80,272,456	6,988,455	1,978,256	89,189,167
1890	86,258,633	34,516,597	1,083,011	121,858,241	85,257,586	9,051,781	2,439,782	96,749,149
1891	81,286,372	36,870,096	1,811,170	119,967,638	88,671,738	8,798,631	946,927	98,417,296
1892	81,190,844	44,396,694	1,818,530	127,406,068	99,032,466	13,121,791	1,809,118	113,963,375
1893	77,378,091	45,161,977	6,534,200	129,074,268	105,488,798	8,941,856	4,133,698	118,564,352
1894	73,341,506	46,110,362	4,023,072	123,474,940	103,851,764	11,833,805	1,839,380	117,524,949
1895	64,064,587	42,140,475	4,576,620	110,781,682	102,828,441	6,485,043	4,325,319	113,638,803
1896	74,259,940	38,525,249	5,226,319	118,011,508	109,707,805	6,606,738	4,699,309	121,013,852
1897	74,108,590	40,433,825	4,676,194	119,218,609	123,632,540	10,825,163	3,492,550	137,950,253
1898	84,141,104	51,791,105	4,390,844	140,323,053	144,548,662	14,980,833	4,623,138	164,152,683
1899	98,349,633	59,709,541	4,705,134	162,764,308	137,360,792	17,520,088	4,016,025	158,896,905
1900	112,943,896	68,381,179	8,297,438	189,622,513	168,972,301	14,265,254	8,657,168	191,894,723
1901	115,574,658	71,303,573	3,537,294	190,415,525	177,431,386	17,077,757	1,978,489	196,487,632
1902	127,955,281	78,003,472	6,311,405	212,270,158	196,019,763	13,951,101	1,669,422	211,640,286
1903	143,839,632	88,398,532	8,976,797	241,214,961	214,401,674	10,828,087	619,963	225,849,724
1904	156,108,453	95,229,037	7,871,313	259,211,803	198,414,439	12,641,239	2,465,557	213,521,235
1905	157,164,975	99,361,007	10,308,435	266,834,417	190,854,946	10,617,115	1,844,811	203,316,872
1906	176,790,332	110,417,080	7,078,603	294,286,015	235,483,956	11,173,846	9,923,828	256,586,630
1907*	154,856,659	97,412,340	7,517,008	259,786,007	180,545,306	11,541,927	13,189,964	205,277,197
1908	230,917,914	133,319,950	6,548,661	370,786,525	246,960,968	16,407,984	16,637,654	280,006,606
1909	185,329,094	114,439,072	9,988,442	309,755,608	242,603,584	17,318,782	1,589,793	261,512,159
1910	241,961,556	143,873,547	6,017,589	391,852,692	279,247,551	19,516,442	2,594,536	301,358,529
1911	291,818,801	170,222,529	10,206,210	472,247,540	274,316,553	15,683,657	7,196,155	297,196,365
1912	343,370,082	189,916,581	26,033,881	559,320,544	290,223,857	17,492,294	7,601,099	315,317,250
1913	456,086,187	230,518,226	5,427,979	692,032,392	355,754,600	21,313,755	16,163,702	393,232,057

* 9 months ended March 31.

SESSIONAL PAPER No. 10

Entered for Consumption, distinguishing Merchandise from Coin and Bullion, with the each Fiscal Year, 1868 to 1913.

Duty Collected.	Total Imports and Exports.	IMPORTS ENTERED FOR CONSUMPTION.					Total Customs Duty Collected.	Fiscal Years.
		Merchandise.		Coin and Bullion.	Totals.	Duty Collected.		
		Dutiable.	Free.					
\$ cts.	\$	\$	\$	\$	\$	\$ cts.	\$ cts.	
17,985 81	131,027,532	43,655,696	23,434,463	4,895,147	71,985,306	8,801,445 82	8,819,431 63	1868
14,402 67	130,889,946	41,069,342	22,085,599	4,247,229	67,402,170	8,284,507 04	8,298,909 71	1869
37,912 28	148,387,829	45,127,422	21,774,652	4,335,529	71,237,603	9,425,028 16	9,462,940 44	1870
36,065 90	170,266,589	60,094,362	24,120,026	2,733,094	86,947,482	11,807,589 85	11,843,655 75	1871
24,809 03	194,070,190	68,276,157	36,679,210	2,753,749	107,709,116	13,020,684 47	13,045,493 50	1872
20,152 14	217,801,203	71,198,176	53,310,953	3,005,465	127,514,594	12,997,578 03	13,017,730 17	1873
14,564 90	217,565,510	76,232,530	46,948,357	4,223,282	127,404,169	14,407,317 77	14,421,882 67	1874
7,242 85	200,957,262	78,138,511	39,270,057	2,210,089	119,618,657	15,354,139 27	15,361,382 12	1875
4,500 02	174,176,781	60,238,297	32,274,810	2,220,111	94,733,218	12,328,614 46	12,833,114 48	1876
4,102 71	175,203,355	60,916,770	33,209,624	2,174,089	96,300,483	12,544,348 38	12,548,451 09	1877
4,160 95	172,405,454	59,773,039	30,622,812	803,726	91,199,577	12,791,532 22	12,795,693 17	1878
4,271 69	153,455,682	55,426,836	23,275,683	1,639,089	80,341,608	12,935,268 97	12,939,540 66	1879
8,895 83	174,401,205	54,182,967	15,717,575	1,881,807	71,782,349	14,129,953 39	14,138,849 22	1880
8,140 86	203,621,663	71,620,725	18,867,604	1,123,275	91,611,604	18,492,645 11	18,500,785 97	1881
8,809 80	221,556,703	85,757,433	25,387,751	1,503,743	112,648,927	21,700,027 63	21,708,837 43	1882
9,755 68	230,339,826	91,588,339	30,273,157	1,275,523	123,137,019	23,162,553 29	23,172,308 97	1883
8,515 42	207,803,539	80,010,498	25,962,480	2,207,666	108,180,644	20,156,447 95	20,164,963 37	1884
12,305 44	198,179,847	73,269,618	26,486,157	2,954,244	102,710,919	19,121,253 55	19,133,558 99	1885
20,726 07	189,675,875	70,658,819	25,333,318	3,610,557	99,602,694	19,427,397 63	19,448,123 70	1886
31,397 10	202,408,047	78,120,679	26,986,531	532,218	105,639,428	22,438,308 73	22,469,705 83	1887
21,772 41	201,097,630	69,645,824	31,025,804	2,175,472	102,847,100	22,187,869 12	22,209,641 53	1888
42,206 67	204,414,098	74,475,139	34,623,057	575,251	109,673,447	23,742,316 56	23,784,523 23	1889
93,674 32	218,607,390	77,106,286	34,576,287	1,083,011	112,765,584	23,921,233 75	24,014,908 07	1890
64,803 41	218,384,934	74,536,036	36,997,918	1,811,170	113,345,124	23,416,265 72	23,481,069 13	1891
108 00	241,369,443	69,160,737	45,999,676	1,818,530	116,978,943	20,550,473 53	20,550,581 53	1892
247,638,620	247,638,620	69,873,571	45,297,259	6,534,200	121,705,030	21,161,710 93	21,161,710 93	1893
240,999,889	240,999,889	62,779,182	46,291,729	4,023,072	113,093,983	19,379,822 32	19,379,822 32	1894
224,420,445	224,420,445	58,557,655	42,118,236	4,576,620	105,252,511	17,887,269 47	17,887,269 47	1895
239,025,360	239,025,360	67,239,759	38,121,402	5,226,319	110,587,480	20,219,037 32	20,219,037 32	1896
257,168,862	257,168,862	66,220,765	40,397,062	4,676,194	111,294,021	19,891,996 77	19,891,996 77	1897
304,475,736	304,475,736	74,625,088	51,682,074	4,390,844	130,698,006	22,157,788 49	22,157,788 49	1898
321,661,213	321,661,213	89,433,172	59,913,287	4,705,134	154,051,593	25,734,228 75	25,734,228 75	1899
381,517,236	381,517,236	104,346,795	68,160,083	8,297,438	180,804,316	28,889,110 13	28,889,110 13	1900
386,903,157	386,903,157	105,969,756	71,739,938	3,537,294	181,237,988	29,106,979 89	29,106,979 89	1901
423,910,444	423,910,444	118,657,496	77,822,694	6,311,405	202,791,595	32,425,532 31	32,425,532 31	1902
467,064,685	467,064,685	136,796,065	88,017,654	8,976,797	233,790,516	37,110,354 59	37,110,354 59	1903
472,733,038	472,733,038	148,909,576	94,680,443	7,874,313	251,464,332	40,954,349 14	40,954,349 14	1904
470,151,289	470,151,289	150,928,787	100,688,332	10,308,435	261,925,554	42,024,339 92	42,024,339 92	1905
550,872,645	550,872,645	173,046,109	110,236,095	7,078,603	290,360,807	46,671,101 18	46,671,101 18	1906
465,063,204	465,063,204	152,065,529	97,672,345	7,517,008	257,254,882	40,290,171 70	40,290,171 70	1907*
650,793,131	650,793,131	218,160,047	133,719,908	6,548,661	358,428,616	58,331,074 81	58,331,074 81	1908
571,268,767	571,268,767	175,014,160	113,203,355	9,988,442	298,205,957	48,059,7 1 93	48,059,791 93	1909
693,211,221	693,211,221	227,264,346	142,551,081	6,017,589	375,833,016	61,024,239 21	61,024,239 21	1910
769,443,905	769,443,905	282,723,812	169,021,296	10,206,210	461,951,318	73,312,367 59	73,312,367 59	1911
874,637,794	874,637,794	335,304,060	186,144,249	26,033,881	547,482,190	87,576,036 52	87,576,036 52	1912
1,085,264,449	1,085,264,449	441,606,885	228,482,181	5,427,979	675,517,045	115,063,687 93	115,063,687 93	1913

4 GEORGE V., A. 1914

No. 4 — STATEMENT (by Classes) of the Exports from

Fiscal Years.	THE MINE.			THE FISHERIES.			THE FOREST.	
	Canadian Produce.	Foreign Produce.	Totals.	Canadian Produce.	Foreign Produce.	Totals.	Canadian Produce.	Foreign Produce.
	\$	\$	\$	\$	\$	\$	\$	\$
1868	1,276,129	†	1,276,129	3,357,510	†	3,357,510	18,742,625	†
1869	1,941,485	†	1,941,485	3,242,710	†	3,242,710	20,423,882	†
1870	2,192,541	†	2,192,541	3,608,549	†	3,608,549	21,533,300	†
1871	2,841,124	†	2,841,124	3,994,275	†	3,994,275	23,063,223	†
1872	4,779,594	†	4,779,594	4,386,214	†	4,386,214	24,459,877	†
1873	5,853,860	†	5,853,860	4,779,277	†	4,779,277	29,298,917	†
1874	3,760,835	†	3,760,835	5,292,368	†	5,292,368	27,237,779	†
1875	3,643,398	†	3,643,398	5,380,527	†	5,380,527	25,070,410	†
1876	3,731,827	55,975	3,787,802	5,500,989	232	5,501,221	20,333,230	209,405
1877	3,644,040	54,918	3,698,958	5,874,360	5,874,360	23,010,249	655,338
1878	2,816,347	53,016	2,869,363	6,853,975	75,391	6,929,366	19,511,575	543,254
1879	3,082,900	104,822	3,187,722	6,928,871	143,332	7,072,203	13,261,459	535,800
1880	2,877,351	104,262	2,981,613	6,579,656	73,691	6,653,347	16,854,507	812,186
1881	2,767,829	148,425	2,916,254	6,867,715	31,169	6,898,884	24,960,012	749,836
1882	3,013,573	127,608	3,141,181	7,682,079	15,529	7,697,608	23,991,055	971,597
1883	2,970,886	135,944	3,106,830	8,809,118	47,808	8,856,926	25,370,726	1,277,715
1884	3,247,092	195,399	3,442,491	8,591,654	17,687	8,609,341	25,811,157	1,484,926
1885	3,639,537	196,933	3,836,470	7,960,001	16,312	7,976,313	20,989,708	1,383,597
1886	3,951,147	196,140	4,147,287	6,843,388	25,645	6,869,033	21,034,611	1,830,476
1887	3,805,959	304,649	4,110,608	6,875,810	101,864	6,977,674	20,484,746	1,763,737
1888	4,110,937	228,551	4,339,488	7,793,183	77,922	7,871,105	21,302,814	1,577,477
1889	4,419,170	254,033	4,673,203	7,212,208	117,527	7,329,735	23,043,907	1,426,249
1890	4,855,757	270,374	5,126,131	8,461,906	62,602	8,524,508	26,179,136	1,110,128
1891	5,784,143	193,593	5,977,736	9,715,401	181,132	9,896,533	24,282,015	1,583,853
1892	5,906,471	236,697	6,143,168	9,675,398	268,712	9,944,110	22,281,744	1,351,931
1893	5,329,890	295,636	5,625,526	8,743,050	198,307	8,941,357	26,359,910	1,272,881
1894	5,801,009	254,885	6,055,894	11,102,692	309,589	11,412,281	26,355,448	149,308
1895	6,983,227	231,439	7,214,666	10,692,247	165,009	10,857,256	23,891,166	238,033
1896	8,059,650	342,110	8,401,760	11,077,765	105,933	11,183,698	27,175,686	149,208
1897	11,298,915	251,172	11,550,087	10,314,323	254,765	10,569,088	31,258,729	173,565
1898	14,463,256	230,793	14,694,054	10,841,661	132,316	10,973,977	26,511,539	531,533
1899	13,368,150	200,435	13,568,585	9,909,662	41,642	9,951,304	28,021,529	92,766
1900	24,580,266	198,073	24,778,339	11,169,083	55,783	11,224,866	29,663,668	290,421
1901	40,367,683	163,631	40,531,314	10,720,352	10,647	10,730,999	30,009,857	266,323
1902	34,947,574	143,654	35,091,228	14,143,294	43,776	14,187,070	32,119,429	11,484
1903	31,064,861	170,304	31,235,165	11,800,184	26,462	11,826,646	36,386,015	45,099
1904	33,626,739	202,123	33,828,862	10,759,029	14,168	10,773,197	33,091,922	276,859
1905	31,932,329	259,741	32,192,070	11,114,318	30,580	11,144,898	33,235,683	126,370
1906	35,469,631	236,399	35,706,030	16,025,840	23,554	16,049,394	38,824,170	151,373
1907*	26,191,955	164,327	26,356,282	10,362,142	34,776	10,396,918	33,476,098	111,376
1908	39,177,133	383,479	39,560,612	13,867,368	39,199	13,906,567	44,170,470	333,901
1909	37,257,699	306,169	37,563,868	13,319,664	28,314	13,347,978	39,667,387	225,963
1910	40,087,017	443,826	40,530,843	15,663,162	97,229	15,760,391	47,517,033	171,223
1911	42,787,561	290,879	43,078,440	15,675,544	114,315	15,789,859	45,439,057	158,542
1912	41,324,516	186,066	41,510,582	16,704,678	110,514	16,815,192	40,892,674	212,213
1913	57,442,546	140,481	57,583,030	16,336,721	106,101	16,442,822	43,255,060	424,563

* 9 months ended March 31. † Not separately stated prior to 1876.

SESSIONAL PAPER No. 10

Canada during each Fiscal Year, 1868 to 1913.

Totals.	ANIMALS AND THEIR PRODUCE.			AGRICULTURAL PRODUCTS.			Fiscal Years.
	Canadian Produce.	Foreign Produce.	Totals.	Canadian Produce.	Foreign Produce.	Totals.	
\$	\$	\$	\$	\$	\$	\$	
18,742,625	6,893,167	†	6,893,167	12,871,055	†	12,871,055	1868
20,423,882	8,769,407	†	8,769,407	12,182,702	†	12,182,702	1869
21,533,300	12,138,161	†	13,138,161	13,676,619	†	13,676,619	1870
23,063,223	12,608,506	†	12,608,506	9,853,924	†	9,853,924	1871
24,459,877	12,706,967	†	12,706,967	13,378,891	†	13,378,891	1872
29,298,917	14,243,017	†	14,243,017	14,995,340	†	14,995,340	1873
27,237,779	14,679,169	†	14,679,169	19,590,142	†	19,590,142	1874
25,070,410	12,709,507	†	12,709,507	17,258,358	†	17,258,358	1875
26,542,635	13,614,569	1,030,599	14,645,168	21,139,665	5,169,024	26,308,689	1876
23,665,587	14,220,617	1,140,434	15,361,051	14,689,376	4,590,350	19,279,726	1877
20,054,829	14,019,857	557,229	14,577,086	18,008,754	9,272,335	27,281,089	1878
13,797,259	14,100,604	636,789	14,737,393	19,628,461	6,342,423	25,970,887	1879
17,666,693	17,607,577	896,432	18,504,009	22,294,328	9,992,800	32,287,128	1880
25,709,848	21,360,219	1,305,391	22,665,610	21,268,327	10,025,800	31,294,127	1881
24,962,652	20,454,759	951,046	21,405,805	31,035,712	4,553,986	35,589,698	1882
26,648,441	20,284,343	881,075	21,165,418	22,818,519	6,696,514	29,515,033	1883
27,296,083	22,946,108	1,206,076	24,152,184	12,397,843	5,758,217	18,156,060	1884
22,373,305	25,337,104	1,166,890	26,503,994	14,518,293	4,602,073	19,120,366	1885
22,865,087	22,065,433	1,012,080	23,077,513	17,652,779	3,789,038	21,441,817	1886
22,248,483	24,246,937	825,602	25,072,539	18,826,235	4,892,913	23,719,148	1887
22,880,291	24,719,297	901,072	25,620,369	15,436,360	5,439,075	20,875,435	1888
24,469,256	23,894,707	799,246	24,693,953	13,414,111	3,778,038	17,192,149	1889
27,289,264	25,106,995	1,523,677	26,630,672	11,908,030	5,337,545	17,245,575	1890
25,865,868	25,967,741	1,280,525	27,248,266	13,666,858	4,634,294	18,301,152	1891
23,633,675	28,594,850	1,468,927	30,063,777	22,113,284	8,704,122	30,817,406	1892
27,632,791	31,736,499	1,039,380	32,775,879	22,049,490	5,043,705	27,093,195	1893
26,504,756	31,881,973	1,164,494	33,046,467	17,677,649	9,079,697	26,757,346	1894
24,129,199	34,387,770	1,268,624	35,656,394	15,719,128	3,273,375	18,992,503	1895
27,324,894	36,507,641	896,755	37,404,396	14,083,361	3,890,650	17,974,011	1896
31,432,294	39,245,252	1,123,008	40,368,260	17,982,646	7,711,621	25,694,267	1897
27,043,072	44,301,470	1,834,668	46,136,138	33,063,285	10,664,494	43,727,779	1898
28,114,295	46,743,130	1,281,684	48,024,814	22,952,915	14,448,999	37,401,914	1899
29,954,089	56,148,807	1,147,860	57,296,667	27,516,609	10,953,352	38,469,961	1900
30,276,180	55,495,311	803,971	56,299,282	24,781,486	13,786,566	38,568,052	1901
32,130,913	59,161,209	668,943	59,830,152	37,152,688	10,389,155	47,541,843	1902
36,431,114	69,817,542	649,077	70,466,619	44,624,321	6,948,568	51,572,889	1903
33,368,781	63,812,117	548,323	64,360,440	37,138,875	8,483,110	45,621,985	1904
33,362,053	63,337,458	643,461	63,980,919	29,994,150	4,146,259	34,140,409	1905
38,975,543	66,455,960	730,215	67,186,175	54,062,337	6,153,398	60,215,735	1906
33,587,474	55,422,499	631,119	56,053,618	35,856,616	7,274,792	43,131,408	1907*
44,504,371	55,101,260	812,522	55,913,782	66,069,939	9,478,996	75,548,935	1908
39,893,350	51,349,646	677,064	52,026,710	71,997,207	10,746,719	82,743,926	1909
47,688,256	53,926,515	770,115	54,696,630	90,433,747	11,913,947	102,347,694	1910
45,597,599	52,244,174	809,663	53,053,837	82,601,284	7,457,829	90,059,113	1911
41,104,887	48,210,654	1,010,243	49,220,897	107,143,375	8,311,111	115,454,486	1912
43,679,623	44,784,593	988,634	45,773,227	150,145,661	8,810,034	158,955,695	1913

4 GEORGE V., A. 1914

No. 4—STATEMENT (by Classes) of the Exports from

Fiscal Years	MANUFACTURES.			MISCELLANEOUS.			TOTALS.	
	Canadian Produce.	Foreign Produce.	Totals.	Canadian Produce.	Foreign Produce.	Totals.	Canadian Produce.	Foreign Produce.
	\$	\$	\$	\$	\$	\$	\$	\$
1868	2,100,411	†	2,100,411	302,280	†	302,280	45,543,177	4,196,821
1869	2,412,559	†	2,412,559	350,559	†	350,559	49,323,304	3,855,801
1870	2,560,370	†	2,560,370	371,652	†	371,652	56,081,192	6,527,622
1871	2,432,750	†	2,432,750	387,554	†	387,554	55,181,356	9,853,244
1872	2,716,499	†	2,716,499	515,985	†	515,985	62,944,027	12,798,182
1873	3,609,903	†	3,609,903	465,292	†	465,292	73,245,606	9,405,910
1874	2,946,655	†	2,946,655	419,800	†	419,800	73,926,748	10,614,096
1875	3,028,512	†	3,028,512	409,181	†	409,181	67,490,893	7,137,319
1876	5,148,201	619,546	5,767,747	393,368	150,180	543,548	69,861,849	7,234,961
1877	4,105,422	576,337	4,681,759	320,816	93,731	414,547	65,864,880	7,111,108
1878	4,127,755	588,021	4,715,776	401,871	75,632	477,503	65,740,134	11,164,878
1879	2,700,281	528,480	3,228,761	386,999	63,998	450,997	60,089,578	8,355,644
1880	3,242,617	1,241,594	4,484,211	640,155	119,041	759,196	70,096,191	13,240,006
1881	3,075,095	968,028	4,043,123	622,182	146,468	768,650	80,921,379	13,375,117
1882	3,329,598	934,856	4,264,454	535,935	73,831	609,766	90,042,711	7,628,453
1883	3,503,220	611,204	4,114,424	528,895	101,513	630,408	84,285,707	9,751,773
1884	3,577,535	599,611	4,177,146	560,690	127,190	687,880	77,132,079	9,389,106
1885	3,181,501	612,728	3,794,229	557,374	101,113	658,487	76,183,518	8,079,646
1886	2,824,137	482,200	3,306,337	604,011	102,450	706,461	74,975,506	7,438,079
1887	3,079,972	427,632	3,507,604	644,361	232,936	877,297	77,964,020	8,549,333
1888	4,161,282	455,671	4,616,953	773,877	123,626	897,503	78,297,750	8,803,394
1889	4,434,949	464,139	4,899,088	783,652	99,223	882,875	77,201,804	6,938,455
1890	5,741,184	646,880	6,388,064	82,506	100,575	183,081	82,335,514	9,051,781
1891	6,296,249	689,212	6,985,461	45,937	236,022	281,359	80,757,744	8,798,631
1892	7,040,988	699,867	7,740,855	71,518	391,535	463,053	95,684,253	13,121,791
1893	7,693,959	793,312	8,487,271	93,692	298,635	392,327	102,006,490	8,941,856
1894	7,692,755	643,557	8,336,312	75,327	232,275	307,602	100,586,853	11,833,805
1895	7,768,875	1,090,727	8,859,602	95,938	217,836	303,774	99,528,351	6,485,043
1896	9,365,384	857,493	10,222,877	109,265	364,589	473,854	106,378,752	6,606,738
1897	9,522,014	778,330	10,300,344	63,531	532,702	596,233	119,685,410	10,825,163
1898	10,678,316	1,192,535	11,870,851	61,405	394,539	455,944	139,920,932	14,980,883
1899	11,706,707	1,117,265	12,823,972	99,169	337,297	436,466	132,801,262	17,520,088
1900	14,224,287	1,287,294	15,511,581	208,070	332,471	540,541	163,510,790	14,265,254
1901	16,012,208	1,739,142	17,751,350	44,489	307,477	351,966	177,431,386	17,077,757
1902	18,462,970	2,372,438	20,835,408	32,599	321,651	354,250	196,019,763	13,951,101
1903	20,624,967	2,255,209	22,880,176	83,784	733,368	817,152	214,401,674	10,828,087
1904	19,864,049	2,575,870	22,439,919	121,708	540,786	662,494	198,414,439	12,641,239
1905	21,191,333	3,451,701	24,643,034	49,675	1,959,003	2,008,678	190,854,946	10,617,115
1906	24,561,112	3,089,166	27,650,278	84,906	789,741	874,647	235,483,956	11,173,846
1907*	19,087,988	2,407,013	21,495,001	148,008	918,524	1,066,532	180,545,306	11,541,927
1908	28,507,124	4,562,344	33,069,468	67,674	797,543	865,217	246,960,968	16,407,984
1909	28,957,050	3,997,139	32,954,189	54,931	1,337,414	1,392,345	242,603,584	17,318,782
1910	31,494,916	4,458,445	35,953,361	125,161	1,661,657	1,786,818	279,247,551	19,516,442
1911	35,283,118	5,149,408	40,432,526	285,815	1,703,021	1,988,836	274,316,553	15,683,657
1912	35,836,284	6,672,701	42,508,985	111,676	989,446	1,101,122	290,223,857	17,492,294
1913	43,692,708	8,832,374	52,525,082	97,311	2,011,565	2,108,876	355,754,600	21,313,755

* 9 months ended March 31.

† Not separately stated prior to 1876.

SESSIONAL PAPER No. 10

Canada during each Fiscal Year, 1868 to 1913—*Concluded.*

Totals.	Estimated Short Reported.	COIN AND BULLION.			GRAND TOTAL EXPORTS.			Fiscal Years
		Canadian Produce.	Foreign Produce.	Totals.	Canadian Produce.	Foreign Produce.	Totals.	
\$	\$	\$	\$	\$	\$	\$	\$	
49,739,998	2,961,722	4,866,168	4,866,168	53,371,067	4,196,821	57,567,888	1868
53,179,105	3,077,468	4,218,208	4,218,208	56,618,980	3,853,801	60,472,781	1869
62,608,514	2,962,398	8,002,278	8,002,278	67,045,868	6,527,622	73,573,490	1870
65,034,600	2,448,668	6,690,350	6,690,350	64,320,374	9,853,244	74,173,618	1871
75,742,209	2,887,056	4,010,398	4,010,398	69,841,481	12,798,182	82,639,663	1872
82,651,516	3,292,419	3,845,987	3,845,987	80,384,012	9,405,910	89,789,922	1873
84,540,844	2,815,249	1,995,835	1,995,835	78,737,832	10,614,096	89,351,928	1874
74,628,212	2,218,930	1,039,837	1,039,837	70,749,660	7,137,319	77,886,979	1875
77,096,810	2,629,588	1,240,037	1,240,037	73,731,474	7,234,961	80,966,435	1876
72,975,988	2,165,666	733,739	733,739	68,030,546	7,844,847	75,875,393	1877
76,905,012	2,249,666	168,989	168,989	67,989,800	11,333,867	79,323,667	1878
68,445,222	2,341,447	704,586	704,586	62,431,025	9,060,230	71,491,255	1879
83,336,197	2,803,506	1,771,755	1,771,755	72,899,697	15,011,761	87,911,458	1880
94,296,496	3,023,322	971,005	971,005	83,944,701	14,346,122	98,290,823	1881
97,671,164	4,094,946	371,093	371,093	94,137,657	7,999,546	102,137,203	1882
94,037,480	3,416,724	631,600	631,600	87,702,431	10,383,373	98,085,804	1883
86,521,185	2,701,019	2,184,292	2,184,292	79,833,098	11,573,398	91,406,496	1884
84,263,164	2,948,217	2,026,980	2,026,980	79,131,735	10,106,626	89,238,361	1885
82,413,585	2,781,198	56,531	56,531	77,756,704	7,494,610	85,251,314	1886
86,513,353	2,996,689	5,569	5,569	80,960,909	8,554,902	89,515,811	1887
87,101,141	3,084,322	17,534	17,534	81,352,072	8,820,928	90,203,000	1888
84,140,259	3,070,652	1,978,256	1,978,256	80,272,456	8,916,711	89,189,167	1889
91,387,295	2,922,072	2,439,782	2,439,782	85,257,586	11,491,563	96,749,149	1890
94,556,375	2,913,994	129,328	817,599	946,927	88,801,666	9,616,230	98,417,296	1891
108,806,044	3,348,213	306,447	1,502,671	1,809,118	99,338,913	14,624,462	113,963,375	1892
110,948,348	3,482,308	309,459	3,824,239	4,133,698	105,798,257	12,766,095	118,564,352	1893
112,420,658	3,264,911	310,006	1,529,374	1,839,380	104,161,770	13,363,179	117,524,949	1894
106,013,394	3,300,090	256,571	4,068,748	4,325,319	103,085,012	10,553,791	113,638,803	1895
112,985,490	3,329,053	207,532	4,491,777	4,699,309	109,915,337	11,098,515	121,013,852	1896
130,510,573	3,947,130	327,298	3,165,252	3,492,550	123,959,838	13,990,415	137,950,253	1897
154,901,815	4,627,730	1,045,723	3,577,415	4,623,138	145,594,355	18,558,298	164,152,653	1898
150,321,350	4,550,530	1,101,245	2,914,780	4,016,025	138,462,037	20,434,868	158,896,905	1899
177,776,044	5,461,511	1,670,068	6,987,100	8,657,168	170,642,369	21,252,354	191,894,723	1900
194,509,143	1,978,489	1,978,489	177,431,386	19,056,246	196,487,632	1901
202,970,864	1,669,422	1,669,422	196,019,763	15,620,523	211,640,286	1902
225,229,761	619,963	619,963	214,401,674	11,448,050	225,849,724	1903
211,055,678	2,465,557	2,465,557	198,414,439	15,106,796	213,521,235	1904
201,472,061	1,844,811	1,844,811	190,854,946	12,461,926	203,316,872	1905
246,657,802	9,928,828	9,928,828	235,483,956	21,102,674	256,586,630	1906
192,087,233	13,189,964	13,189,964	180,545,306	24,731,891	205,277,197	1907*
263,368,952	16,637,654	16,637,654	246,960,968	33,045,638	280,006,606	1908
259,922,366	2	1,589,791	1,589,793	242,603,586	18,908,573	261,512,159	1909
293,763,993	2,594,536	2,594,536	279,247,551	22,110,978	301,358,529	1910
290,000,210	7,196,155	7,196,155	274,316,553	22,879,812	297,196,365	1911
307,716,151	7,601,099	7,601,099	290,223,857	25,093,393	315,317,250	1912
377,068,355	16,163,702	16,163,702	355,754,600	37,477,457	393,232,057	1913

4 GEORGE V., A. 1914

No. 5—STATEMENT (by Classes) of the Exports from Canada (Canadian Produce)
United Kingdom, the United
EXPORTS, THE PRO

Fiscal Years.	THE MINE.				THE FISHERIES.			
	United Kingdom.	United States.	Other Countries.	Totals.	United Kingdom.	United States.	Other Countries.	Totals.
	\$	\$	\$	\$	\$	\$	\$	\$
1868	421,093	733,980	121,056	1,276,129	226,915	926,792	2,203,803	3,357,510
1869	735,573	1,096,586	109,376	1,941,485	236,249	1,085,611	1,920,850	3,242,710
1870	842,339	1,182,443	167,759	2,192,541	321,028	943,188	2,344,333	3,608,549
1871	705,840	2,011,831	123,453	2,841,124	348,639	897,546	2,748,090	3,994,275
1872	665,479	3,968,824	145,291	4,779,594	379,869	851,612	3,154,733	4,386,214
1873	1,013,945	4,537,005	302,910	5,853,860	483,157	1,336,398	2,959,722	4,779,277
1874	371,869	3,100,901	288,065	3,760,835	700,813	1,616,663	2,974,892	5,292,368
1875	157,014	3,214,130	272,254	3,643,398	652,870	1,644,826	3,082,831	5,380,527
1876	362,889	3,167,912	201,026	3,731,827	687,101	1,475,319	3,338,569	5,500,989
1877	1,061,201	2,413,525	169,314	3,644,040	808,330	1,317,917	3,748,113	5,874,360
1878	142,374	2,472,979	200,994	2,816,347	1,043,539	2,367,007	3,443,429	6,853,975
1879	265,595	2,636,354	181,261	3,082,900	1,494,846	1,899,190	3,534,835	6,928,871
1880	216,867	2,495,624	164,860	2,877,351	1,154,245	1,738,870	3,686,541	6,579,656
1881	253,652	2,346,529	167,648	2,767,829	1,562,802	2,241,585	3,063,328	6,867,715
1882	311,456	2,418,021	284,096	3,013,573	2,129,982	2,441,204	3,110,893	7,682,079
1883	309,794	2,332,051	329,041	2,970,886	2,337,072	3,186,218	3,285,828	8,809,118
1884	519,672	2,505,501	221,919	3,247,092	1,621,816	3,598,216	3,371,622	8,591,654
1885	485,408	2,898,518	255,611	3,639,537	1,543,114	3,560,731	2,856,256	7,960,001
1886	589,832	3,115,696	245,619	3,951,147	1,586,771	2,587,548	2,669,069	6,843,388
1887	477,722	3,085,431	242,806	3,805,959	1,704,190	2,717,509	2,454,111	6,875,810
1888	478,260	3,341,308	291,369	4,110,937	1,544,901	3,123,853	3,124,429	7,793,183
1889	422,355	3,753,351	243,464	4,419,170	1,249,928	2,839,980	3,122,300	7,212,208
1890	630,815	3,993,257	261,685	4,885,757	2,707,422	2,850,528	2,903,956	8,461,906
1891	851,794	4,600,800	331,549	5,784,143	2,747,882	3,807,786	3,159,733	9,715,401
1892	683,094	4,806,483	416,894	5,906,471	3,006,810	3,452,036	3,216,552	9,675,398
1893	244,560	4,756,280	329,050	5,329,890	2,347,076	3,503,904	2,892,070	8,743,050
1894	257,613	5,130,186	413,210	5,801,009	4,586,715	3,260,677	3,255,300	11,102,692
1895	385,407	6,271,397	323,423	6,983,227	4,143,994	3,025,171	3,523,082	10,692,247
1896	175,512	7,437,814	446,324	8,059,650	4,462,002	3,301,671	3,314,092	11,077,765
1897	354,769	10,533,581	410,565	11,298,915	4,366,081	2,998,655	2,949,587	10,314,323
1898	212,304	13,838,831	412,121	14,463,256	4,822,688	2,979,404	3,039,569	10,841,661
1899	154,151	12,683,332	530,667	13,368,150	3,610,972	3,179,751	3,118,939	9,909,662
1900	193,746	23,698,606	687,914	24,580,266	4,071,136	3,688,935	3,409,012	11,169,083
1901	877,880	38,355,930	1,133,873	40,367,683	3,113,306	4,224,948	3,382,098	10,720,352
1902	802,842	33,145,856	998,876	34,947,574	6,374,877	4,184,403	3,584,014	14,143,294
1903	597,130	29,546,605	921,126	31,064,861	3,964,793	3,760,266	4,135,125	11,800,184
1904	641,072	32,025,193	960,474	33,626,739	3,084,930	4,224,226	3,449,873	10,759,029
1905	991,874	28,764,461	2,175,994	31,932,329	2,524,495	4,593,564	3,996,259	11,114,318
1906	1,475,839	32,869,004	1,124,788	35,469,631	6,139,577	4,880,407	5,005,856	16,025,840
1907*	1,127,267	24,067,112	997,576	26,191,955	2,411,102	3,549,375	4,401,665	10,362,142
1908	1,560,842	35,219,840	2,396,451	39,177,133	3,502,590	4,817,904	5,546,874	13,867,368
1909	2,986,967	31,260,862	3,009,870	37,257,699	3,579,627	4,312,121	5,427,916	13,319,664
1910	3,820,574	33,488,464	2,777,979	40,087,017	5,136,215	4,627,051	5,899,896	15,663,162
1911	6,726,015	33,129,505	2,932,041	42,787,561	4,435,891	4,980,741	6,258,912	15,675,544
1912	5,555,599	33,259,580	2,509,337	41,324,516	5,132,047	5,378,664	6,193,967	16,704,678
1913	12,066,622	42,541,751	2,834,173	57,442,546	3,546,471	5,747,688	6,642,562	16,336,721

* 9 months ended March 31.

SESSIONAL PAPER No. 10

during each Fiscal Year, 1868 to 1913, showing in each case the portion sent to the States and Other Countries.

DUCE OF CANADA.

THE FOREST.				ANIMALS AND THEIR PRODUCE.				Fiscal Years.
United Kingdom.	United States.	Other Countries.	Totals.	United Kingdom.	United States.	Other Countries.	Totals.	
\$	\$	\$	\$	\$	\$	\$	\$	
9,354,244	7,842,526	1,545,855	18,742,625	2,724,017	3,794,673	374,477	6,893,167	1868
11,151,161	7,515,075	1,757,646	20,423,882	3,342,377	5,011,989	415,041	8,769,407	1869
10,600,994	8,925,122	2,007,184	21,533,300	4,345,179	7,326,764	466,218	12,138,161	1870
11,631,710	9,158,603	2,272,910	23,063,223	4,859,709	7,191,154	557,643	12,608,506	1871
12,776,984	9,215,403	2,467,490	24,459,877	6,087,792	6,103,684	515,491	12,706,967	1872
13,720,614	12,622,959	2,955,314	29,298,917	7,245,415	6,553,900	443,702	14,243,017	1873
14,928,878	9,719,946	2,588,955	27,237,779	8,559,764	5,706,366	413,039	14,679,169	1874
16,303,818	6,402,847	2,363,745	25,070,410	7,026,730	5,085,172	588,605	12,700,507	1875
14,029,090	4,793,065	1,511,075	20,333,230	7,887,627	4,896,786	830,156	13,614,569	1876
16,737,568	4,522,508	1,750,173	23,010,249	9,013,441	4,592,707	614,469	14,220,617	1877
13,271,372	4,481,053	1,759,150	19,511,575	9,060,279	4,483,106	476,472	14,019,857	1878
7,328,313	4,231,484	1,701,662	13,261,459	9,120,141	4,553,262	427,201	14,100,604	1879
8,673,336	6,532,418	1,648,753	16,854,507	11,104,223	6,016,988	486,366	17,607,577	1880
14,758,890	8,349,844	1,851,278	24,960,012	15,327,964	5,546,944	485,311	21,360,219	1881
11,349,866	10,192,933	2,448,256	23,991,055	13,365,399	6,592,068	497,292	20,454,759	1882
13,027,337	9,916,040	2,427,349	25,370,726	13,158,194	6,567,588	558,561	20,284,343	1883
13,742,663	9,883,749	2,184,745	25,811,157	16,054,004	6,367,702	524,402	22,946,108	1884
9,577,581	9,355,736	2,056,391	20,989,708	17,979,895	6,789,562	567,647	25,337,641	1885
10,899,727	8,545,406	1,589,478	21,034,611	14,814,672	6,742,789	507,972	22,065,433	1886
9,445,491	9,353,506	1,685,749	20,484,746	16,315,474	7,291,369	640,094	24,246,937	1887
8,932,177	10,622,338	1,748,299	21,302,814	16,571,072	7,595,743	552,482	24,719,297	1888
10,197,529	11,043,023	1,802,455	23,043,007	16,227,060	7,137,006	530,641	23,894,707	1889
14,098,865	10,247,640	1,832,631	26,179,136	18,578,722	5,966,474	561,799	25,106,995	1890
11,146,282	11,763,058	1,372,675	24,282,015	20,991,143	4,316,979	659,619	25,967,741	1891
9,453,768	11,472,806	1,355,670	22,281,744	24,068,081	3,935,924	590,845	28,594,850	1892
10,821,082	13,859,060	1,678,868	26,359,910	27,052,050	3,851,850	732,599	31,736,499	1893
11,475,692	13,308,196	1,571,560	26,355,448	28,986,095	2,311,104	584,774	31,881,973	1894
9,975,833	12,482,969	1,432,364	23,891,166	30,022,479	3,713,148	652,143	34,387,770	1895
12,186,806	13,523,047	1,460,833	27,175,686	32,523,071	3,341,275	643,295	36,507,641	1896
14,059,585	15,435,759	1,763,385	31,258,729	33,600,891	5,081,811	562,550	39,245,252	1897
15,638,549	9,336,252	1,536,738	26,511,539	39,737,089	4,192,943	371,438	44,301,470	1898
15,777,996	9,921,704	2,321,829	28,021,529	41,604,999	4,628,533	509,598	46,743,130	1899
15,058,036	12,805,139	1,800,493	29,663,668	49,881,630	5,326,750	940,427	56,148,807	1900
15,662,749	12,190,617	2,156,491	30,009,857	49,186,025	5,331,657	977,629	55,495,311	1901
14,154,467	15,517,528	2,447,434	32,119,429	52,687,998	5,139,262	1,333,949	59,161,209	1902
16,742,435	16,977,232	2,666,348	36,386,015	62,998,927	5,319,198	1,499,417	69,817,542	1903
14,962,927	15,009,838	3,119,157	33,091,922	57,920,010	4,217,653	1,674,454	63,812,117	1904
12,214,007	17,837,049	3,184,627	33,235,683	56,097,451	5,906,259	1,333,748	63,337,458	1905
12,498,738	23,085,040	3,240,392	38,824,170	57,758,417	7,259,329	1,438,214	66,455,960	1906
11,783,564	18,397,753	3,294,781	33,476,098	48,313,070	6,035,029	1,074,400	55,422,499	1907*
11,843,094	27,470,754	4,856,622	44,170,470	46,335,833	7,729,137	1,036,296	55,101,260	1908
9,845,422	26,421,373	3,400,592	39,667,387	42,997,405	7,364,546	987,695	51,349,646	1909
11,033,074	31,835,326	4,648,633	47,517,033	41,860,777	10,629,614	1,436,124	53,926,515	1910
11,965,181	28,785,427	4,688,499	45,439,057	40,636,575	10,063,544	1,544,055	52,244,174	1911
10,950,840	25,483,532	4,458,302	40,892,674	36,923,024	9,864,524	1,423,106	48,210,654	1912
10,103,469	29,951,880	3,199,711	43,255,060	30,335,784	12,866,948	1,581,861	44,784,593	1913

4 GEORGE V., A. 1914

No. 5—STATEMENT (by Classes) of the Exports from Canada (Canadian Produce)
United Kingdom, the United States

EXPORTS, THE PRO

Fiscal Years.	AGRICULTURAL PRODUCTS.				MANUFACTURES.			
	United Kingdom.	United States.	Other Countries.	Totals.	United Kingdom.	United States.	Other Countries.	Totals.
	\$	\$	\$	\$	\$	\$	\$	\$
1868	4,056,340	8,136,017	678,698	12,871,055	1,107,408	682,851	310,152	2,100,411
1869	3,620,584	7,912,017	650,101	12,182,702	1,385,965	720,774	305,820	2,412,559
1870	5,377,970	7,600,330	698,319	13,676,619	1,009,044	1,086,030	465,243	2,560,370
1871	3,222,931	6,022,432	608,561	9,853,924	942,127	1,091,801	398,822	2,432,750
1872	4,410,441	8,014,160	924,290	13,378,891	799,413	1,439,062	478,024	2,716,499
1873	7,455,272	6,446,374	1,093,694	14,995,340	1,428,748	1,541,698	639,457	3,609,903
1874	9,804,375	8,743,669	1,042,098	19,590,142	1,367,944	1,134,345	444,366	2,946,655
1875	8,432,963	8,012,813	812,582	17,258,358	1,571,556	986,604	470,352	3,028,512
1876	8,394,103	11,744,615	1,000,947	21,139,665	2,965,249	1,047,211	1,133,741	5,148,201
1877	5,752,550	8,038,250	898,576	14,689,376	2,098,817	988,433	1,018,172	4,105,422
1878	10,087,329	6,977,038	944,387	18,008,754	2,224,373	983,027	920,355	4,127,755
1879	10,048,632	8,591,143	988,689	19,628,464	1,107,385	881,685	711,211	2,700,281
1880	12,641,961	8,086,795	1,565,572	22,294,328	1,886,746	1,283,342	572,529	3,242,617
1881	9,490,890	10,631,374	1,146,063	21,268,327	1,211,915	1,310,557	552,623	3,075,095
1882	11,244,152	18,189,118	1,602,442	31,035,712	1,898,147	1,339,614	591,837	3,829,598
1883	9,474,740	11,989,280	1,354,499	22,818,519	1,211,189	1,603,274	688,757	3,503,220
1884	3,990,127	7,503,111	904,605	12,397,843	1,443,630	1,265,652	868,253	3,577,535
1885	5,502,763	8,392,341	623,189	14,518,293	1,335,706	1,135,741	710,054	3,181,501
1886	7,729,264	8,752,994	1,170,521	17,652,779	1,026,861	1,207,356	589,920	2,824,137
1887	9,438,408	7,966,248	1,421,579	18,826,235	1,270,162	1,289,052	520,758	3,079,972
1888	4,292,640	10,306,278	837,442	15,436,360	1,762,894	1,632,025	766,368	4,161,282
1889	3,674,055	9,125,707	614,349	13,414,111	1,679,359	1,822,948	932,642	4,434,949
1890	3,661,826	7,519,253	726,951	11,908,030	1,816,147	2,667,282	1,257,755	5,741,184
1891	5,254,028	7,291,246	1,121,584	13,666,858	2,252,295	3,006,423	1,037,531	6,296,249
1892	15,119,780	4,573,779	2,419,725	22,113,284	2,617,472	3,006,708	1,416,808	7,040,988
1893	15,443,211	4,132,105	2,474,174	22,049,490	2,454,009	3,563,827	1,676,123	7,693,959
1894	12,431,275	2,784,520	2,461,854	17,677,649	3,120,614	2,448,607	2,123,534	7,692,755
1895	10,414,380	3,710,022	1,594,726	15,719,128	2,944,280	3,030,449	1,794,146	7,768,875
1896	9,551,316	3,232,793	1,296,252	14,083,361	3,799,266	3,531,239	2,034,879	9,365,384
1897	13,507,342	2,419,814	2,055,490	17,982,646	3,617,128	3,213,677	2,691,209	9,522,014
1898	27,747,140	1,133,293	4,182,852	33,063,285	4,900,806	2,829,510	2,948,000	10,678,316
1899	18,447,543	1,149,686	3,355,686	22,952,915	5,474,562	3,150,711	3,081,434	11,706,707
1900	21,674,965	2,041,110	3,800,534	27,516,609	5,625,073	4,857,413	3,741,801	14,224,287
1901	17,337,633	2,907,969	4,535,881	24,781,486	6,652,336	4,963,247	4,396,625	16,012,208
1902	27,973,503	2,555,216	6,623,969	37,152,688	7,322,602	6,024,373	5,115,995	18,462,970
1903	34,206,693	3,882,282	6,535,346	44,624,321	6,728,298	8,236,129	5,660,540	20,624,967
1904	27,266,656	3,863,021	6,009,198	37,138,875	6,231,094	7,416,498	6,216,457	19,864,049
1905	18,884,067	5,034,640	6,075,443	29,994,150	6,378,419	8,280,842	6,532,072	21,191,333
1906	42,305,048	5,779,961	5,977,325	54,062,333	7,233,232	9,652,328	7,675,552	24,561,112
1907*	29,940,451	2,147,081	3,769,081	35,856,616	5,036,956	7,924,107	6,126,925	19,087,988
1908	55,453,583	3,123,689	7,492,667	66,069,933	7,472,357	12,427,258	8,607,509	28,507,124
1909	58,933,165	4,120,244	8,943,798	71,997,207	8,024,308	11,828,241	9,104,501	28,957,050
1910	71,004,416	8,204,250	11,225,081	90,433,747	6,610,756	15,350,280	9,533,880	31,494,916
1911	61,393,720	10,385,705	10,821,859	82,601,284	6,973,820	16,524,005	11,783,293	35,283,118
1912	81,784,731	11,683,611	13,673,033	107,143,375	6,852,710	16,312,751	12,670,823	35,836,284
1913	106,537,156	27,215,879	16,392,626	150,145,661	7,158,746	21,321,458	15,212,504	43,692,708

* 9 months ended March 31.

SESSIONAL PAPER No. 10

during each Fiscal Year, 1868 to 1913, showing in each case the portion sent to the and Other Countries—*Continued.*

DUCE OF CANADA—*Continued.*

MISCELLANEOUS.				TOTAL MERCHANDISE THE PRODUCE OF CANADA.				Fiscal Years.
United Kingdom.	United States.	Other Countries.	Totals.	United Kingdom	United States.	Other Countries.	Totals.	
\$	\$	\$	\$	\$	\$	\$	\$	
15,791	271,007	15,482	302,280	17,905,808	22,387,846	5,249,523	45,543,177	1868
14,480	298,186	37,893	350,559	20,486,389	23,640,188	5,196,727	49,323,304	1869
16,437	335,000	20,215	371,652	22,512,991	27,398,930	6,169,271	56,081,192	1870
22,600	342,323	22,631	387,554	21,733,556	26,715,690	6,732,110	55,181,356	1871
73,807	391,691	50,487	515,985	25,223,785	29,984,440	7,735,802	62,944,027	1872
55,053	383,391	26,848	465,292	31,402,234	33,421,725	8,421,647	73,245,606	1873
35,547	358,666	25,587	419,800	35,769,190	30,380,556	7,777,002	73,926,748	1874
54,183	337,426	17,572	409,181	34,199,134	25,683,818	7,607,941	67,490,893	1875
52,946	326,242	14,180	393,368	34,379,005	27,451,150	8,031,694	69,861,849	1876
19,764	287,326	13,726	320,816	35,491,671	22,160,666	8,212,543	65,864,880	1877
31,844	367,133	2,894	401,871	35,861,110	22,131,343	7,747,681	65,740,134	1878
23,802	356,811	1,386	386,999	29,393,424	23,149,909	7,546,245	60,089,578	1879
30,653	608,668	834	640,155	35,208,031	26,762,705	8,125,455	70,096,191	1880
31,106	588,276	2,800	622,182	42,637,219	31,015,109	7,269,051	80,921,379	1881
17,811	514,680	3,444	525,935	39,816,813	41,687,638	8,538,260	90,042,711	1882
19,741	502,050	7,104	528,895	39,538,067	36,096,501	8,651,139	84,285,707	1883
38,958	507,691	14,041	560,696	37,410,870	31,631,622	8,089,587	77,132,079	1884
54,684	485,964	16,726	557,374	36,479,051	32,618,593	7,085,874	76,183,518	1885
47,136	551,503	5,372	604,011	36,694,263	31,503,292	6,777,951	74,975,506	1886
62,884	569,918	11,559	644,361	38,714,331	32,273,033	6,976,656	77,964,020	1887
68,340	701,616	5,921	773,877	33,648,284	37,323,161	7,326,305	78,297,750	1888
53,995	727,273	2,384	783,652	33,504,281	36,449,288	7,248,235	77,201,804	1889
5,352	76,773	381	82,506	41,499,149	33,291,207	7,545,158	82,335,514	1890
360	43,144	1,833	45,337	43,243,784	34,829,436	7,684,524	85,757,744	1891
50	70,621	847	71,518	54,949,055	31,317,857	9,417,341	95,684,253	1892
47,618	45,876	198	93,692	58,409,606	33,813,802	9,783,082	102,006,490	1893
20,052	54,308	967	75,327	60,878,056	29,297,598	10,411,199	100,586,853	1894
14,191	70,617	1,130	85,938	57,903,564	32,303,773	9,321,014	99,528,351	1895
19,968	87,589	1,708	109,261	62,717,941	34,460,428	9,260,383	106,378,752	1896
28,056	33,760	1,715	63,531	69,533,852	39,717,057	10,434,501	119,685,410	1897
6,443	51,562	3,400	61,405	93,065,019	34,361,795	12,494,118	139,920,932	1898
43,458	53,238	2,473	99,169	85,113,681	34,766,955	12,920,626	132,801,262	1899
58,289	117,024	32,757	208,070	96,562,875	52,534,977	14,412,938	163,510,790	1900
27,596	9,305	7,588	44,489	92,857,525	67,983,673	16,590,188	177,431,386	1901
31,056	1,146	397	32,599	109,347,345	66,507,784	20,104,634	196,019,763	1902
21,704	44,655	17,425	83,784	125,199,980	67,766,367	21,435,327	214,401,674	1903
14,203	100,456	7,049	121,708	110,120,892	66,856,885	21,436,662	198,414,439	1904
24,554	9,950	15,171	49,675	97,114,867	70,426,765	23,313,314	190,854,946	1905
45,614	20,234	19,058	84,906	127,456,465	83,546,306	24,481,185	235,483,956	1906
78,773	59,982	9,253	148,008	98,691,186	62,180,439	19,673,681	180,545,306	1907*
25,825	26,289	15,560	67,674	126,194,124	90,814,871	29,951,973	246,960,968	1908
17,830	27,419	9,682	54,931	126,384,724	85,334,806	30,884,054	242,603,584	1909
17,133	64,690	43,338	125,161	139,482,945	104,199,675	35,564,931	279,247,551	1910
25,772	246,896	13,147	285,815	132,156,924	104,115,823	38,043,806	274,316,553	1911
41,462	56,560	13,654	111,676	147,240,413	102,041,222	40,942,222	290,223,857	1912
13,655	80,349	3,307	97,311	170,161,903	139,725,953	45,866,744	355,754,600	1913

4 GEORGE V., A. 1914

No. 5—STATEMENT (by Classes) of the Exports from Canada (Canadian Produce)
United Kingdom, the United States

EXPORTS, THE PRO

Fiscal Years.	ESTIMATED SHORT REPORTED.				COIN AND	
	United Kingdom.	United States.	Other Countries.	Totals.	United Kingdom.	United States.
	\$	\$	\$	\$	\$	\$
1868		2,961,722		2,961,722	889,032	3,975,189
1869		3,077,468		3,077,468	12,486	4,205,722
1870		2,962,398		2,962,398	1,134,784	6,867,494
1871		2,448,668		2,448,668	2,576,738	4,113,612
1872		2,887,056		2,887,056	5,355	3,388,765
1873		3,292,419		3,292,419		3,740,957
1874		2,815,249		2,815,249	67,652	1,928,183
1875		2,218,930		2,218,930		1,039,837
1876		2,629,588		2,629,588	38,017	1,202,020
1877		2,165,666		2,165,666		
1878		2,249,666		2,249,666		
1879		2,341,447		2,341,447		
1880		2,803,506		2,803,506		
1881		3,023,322		3,023,322		
1882		4,094,946		4,094,946		
1883		3,416,724		3,416,724		
1884		2,701,019		2,701,019		
1885		2,948,217		2,948,217		
1886		2,781,198		2,781,198		
1887		2,996,889		2,996,889		
1888		3,084,322		3,084,322		
1889		3,070,652		3,070,652		
1890		2,922,072		2,922,072		
1891		2,913,994		2,913,994		129,328
1892		3,348,213		3,348,213		306,447
1893		3,482,308		3,482,308		309,459
1894		3,264,911		3,264,911		310,006
1895		3,300,090		3,300,090		256,571
1896		3,329,053		3,329,053	1,000	206,447
1897		3,947,130		3,947,130		327,298
1898		4,627,730		4,627,730		1,045,723
1899		4,559,530		4,559,530	874	1,100,371
1900		5,461,511		5,461,511		1,670,068
1901						
1902						
1903						
1904						
1905						
1906						
1907*						
1908						
1909					2	
1910						
1911						
1912						
1913						

* 9 months ended March 31. † Includes Exports Manitoba for only three months ended June 30, 1871.

SESSIONAL PAPER No. 10

during each Fiscal Year, 1868 to 1913, showing in each case the portion sent to the and Other Countries—*Concluded.*

DUCE OF CANADA—*Concluded.*

BULLION.		GRAND TOTAL EXPORTS—THE PRODUCE OF CANADA.				Fiscal Years.
Other Countries.	Totals.	United Kingdom.	United States.	Other Countries.	Totals.	
\$	\$	\$	\$	\$	\$	
1,947	4,866,168	18,794,840	29,324,757	5,251,470	53,371,067	1868
.....	4,218,208	20,498,875	30,924,378	5,196,727	56,618,980	1869
.....	8,002,278	23,647,775	37,228,822	6,169,271	67,045,868	1870
.....	6,690,350	†24,310,294	†33,277,970	†6,732,110	†64,320,374	1871
616,278	4,010,398	25,229,140	36,260,261	8,352,080	69,841,481	1872
105,030	3,845,987	31,402,234	40,455,101	8,526,677	80,384,012	1873
.....	1,995,835	35,836,842	35,123,988	7,777,002	78,737,832	1874
.....	1,039,837	34,199,134	28,942,585	7,607,941	70,749,660	1875
.....	1,240,037	34,417,022	31,282,758	8,031,694	73,731,474	1876
.....	35,491,671	24,326,332	8,212,543	68,030,546	1877
.....	35,861,110	24,381,009	7,747,681	67,989,809	1878
.....	29,393,424	23,491,856	7,546,245	62,431,025	1879
.....	35,208,031	29,566,211	8,125,455	72,899,697	1880
.....	42,637,219	34,038,431	7,269,051	83,944,701	1881
.....	39,816,813	45,782,584	8,538,260	94,137,657	1882
.....	39,538,067	39,513,225	8,651,139	87,702,431	1883
.....	37,410,870	34,332,641	8,089,587	79,833,098	1884
.....	36,479,051	35,566,810	7,085,874	79,131,735	1885
.....	36,694,263	34,284,490	6,777,951	77,756,704	1886
.....	38,714,331	35,269,922	6,976,656	80,960,909	1887
.....	33,648,284	40,407,483	7,326,305	81,382,072	1888
.....	33,504,281	39,519,940	7,248,235	80,272,456	1889
.....	41,499,149	36,213,279	7,545,158	85,257,586	1890
.....	129,328	43,243,784	37,872,758	7,684,524	88,801,066	1891
.....	306,447	54,949,055	34,972,517	9,417,341	99,338,913	1892
.....	309,459	58,409,606	37,605,569	9,783,082	105,798,257	1893
.....	310,006	60,878,056	32,872,515	10,411,199	104,161,770	1894
.....	256,571	67,903,564	35,860,434	9,321,014	103,085,012	1895
85	207,532	62,718,941	37,995,928	9,200,468	109,915,337	1896
.....	327,298	69,533,852	43,991,485	10,434,501	123,959,838	1897
.....	1,045,723	93,065,019	40,035,248	12,494,118	145,594,385	1898
.....	1,101,245	85,114,555	40,426,856	12,920,626	138,462,037	1899
.....	1,670,068	96,562,875	59,666,556	14,412,938	170,642,369	1900
.....	92,857,525	67,983,673	16,590,188	177,431,386	1901
.....	109,347,345	66,567,784	20,104,634	196,019,763	1902
.....	125,199,980	67,766,367	21,435,327	214,401,674	1903
.....	110,120,892	66,856,885	21,436,662	198,414,439	1904
.....	97,114,867	70,426,765	23,313,314	190,854,946	1905
.....	127,456,465	83,546,306	24,481,185	235,483,956	1906
.....	98,691,186	62,180,439	19,673,681	180,545,306	1907*
.....	126,194,124	90,814,871	29,951,973	246,960,968	1908
.....	2	126,384,726	85,334,806	30,884,054	242,603,586	1909
.....	139,482,945	104,199,675	35,564,931	279,247,551	1910
.....	132,156,924	104,115,823	38,043,806	274,316,553	1911
.....	147,240,413	102,041,222	40,942,222	290,223,857	1912
.....	170,161,903	139,725,953	45,866,744	355,754,600	1913

No. 6—STATEMENT showing for Canada the Average *ad valorem* Rates of Duty collected
Consumption, Dutiable and Total, from the United Kingdom

Fiscal Years.	IMPORTS ENTERED FOR CONSUMPTION, (MERCHANDISE ONLY).							
	Total Imports.				Imports from United Kingdom.			
	Dutiable.	Free.	Totals.	Duty Collected.	Dutiable.	Free.	Totals.	Duty Collected.
	\$	\$	\$	\$	\$	\$	\$	\$
1868.....	43,655,696	23,434,463	67,090,159	8,801,446	28,284,194	9,333,131	37,617,325
1869.....	41,069,342	22,085,599	63,154,941	8,284,507	28,483,645	7,013,119	35,496,764	4,799,758
1870.....	45,127,422	21,774,652	66,902,074	9,425,028	30,022,948	7,514,147	37,537,095	5,037,440
1871.....	60,094,362	24,120,026	84,214,388	11,807,590	39,815,550	8,682,652	48,498,202	6,544,088
1872.....	68,276,157	36,679,210	104,955,367	13,020,684	48,197,337	14,011,917	62,209,254	7,908,152
1873.....	71,198,176	53,310,953	124,509,129	12,997,578	47,443,203	20,553,742	67,996,945	7,392,957
1874.....	76,232,530	46,948,357	123,180,887	14,407,318	47,794,745	13,629,662	61,424,407	7,867,481
1875.....	78,138,511	39,270,057	117,408,568	15,347,374	48,949,803	11,059,281	60,009,084	8,881,998
1876.....	60,238,297	32,274,810	92,513,107	12,815,901	32,385,482	8,093,771	40,479,253	6,075,756
1877.....	60,916,770	33,209,624	94,126,394	12,511,567	32,916,776	6,414,845	39,331,621	6,377,596
1878.....	59,773,039	30,622,812	90,395,851	12,791,520	32,139,783	5,112,986	37,252,769	6,445,985
1879.....	55,426,836	23,275,683	78,702,519	12,933,916	27,075,555	3,892,223	30,967,778	5,561,933
1880.....	54,182,967	15,717,575	69,900,542	14,129,953	28,038,118	5,726,321	33,764,439	6,737,997
1881.....	71,620,725	18,867,604	90,488,329	18,492,645	35,860,461	7,024,681	42,885,142	8,772,950
1882.....	85,757,433	25,387,751	111,145,184	21,700,028	41,459,730	8,896,538	50,356,268	10,011,811
1883.....	91,588,339	30,273,157	121,861,496	23,162,553	40,732,473	10,947,286	51,679,762	9,897,785
1884.....	80,010,498	25,962,480	105,972,978	20,156,448	32,828,307	9,096,814	41,925,121	8,001,371
1885.....	73,269,618	26,486,157	99,755,775	19,121,254	30,702,359	9,329,089	40,031,448	7,617,249
1886.....	70,638,819	25,333,318	95,992,137	19,427,398	30,385,797	8,647,209	39,033,006	7,817,357
1887.....	78,120,679	26,986,531	105,107,210	22,438,309	35,766,273	8,975,077	44,741,350	9,318,920
1888.....	69,485,824	31,025,804	100,671,628	22,187,869	30,848,116	8,319,528	39,167,644	8,972,740
1889.....	74,475,139	34,623,057	109,098,196	23,734,364	32,219,807	10,031,382	42,251,189	9,450,243
1890.....	77,106,286	34,576,287	111,682,573	23,914,144	33,267,721	10,009,288	43,277,009	9,576,966
1891.....	74,536,036	36,997,918	111,533,954	23,407,075	31,447,660	10,571,283	42,018,943	9,114,272
1892.....	69,160,737	45,999,676	115,160,413	20,531,321	30,831,809	10,231,902	41,063,711	9,074,201
1893.....	69,873,571	45,297,259	115,170,830	21,154,172	31,869,267	10,660,073	42,529,340	9,498,747
1894.....	62,779,182	46,291,729	109,070,911	19,369,714	27,493,160	9,542,803	37,035,963	8,245,846
1895.....	58,557,655	42,118,236	100,675,891	17,872,746	23,311,911	7,747,421	31,059,332	7,006,677
1896.....	67,259,759	38,121,402	105,361,161	20,154,724	24,366,179	8,458,326	32,824,505	7,358,514
1897.....	66,220,765	40,397,062	106,617,827	19,844,557	20,217,422	9,183,766	29,401,188	6,205,367
1898.....	74,625,088	51,682,074	126,307,162	21,807,073	22,556,479	9,486,982	32,043,461	6,649,429
1899.....	89,433,172	59,913,287	149,346,459	25,624,838	27,521,508	9,409,815	36,931,323	7,328,192
1900.....	104,316,795	68,160,093	172,506,878	28,835,349	31,561,756	12,718,227	44,279,983	8,074,541
1901.....	105,969,756	71,739,938	177,700,694	29,063,973	31,701,654	11,118,341	42,819,995	7,845,406
1902.....	118,657,496	77,822,694	196,480,190	32,352,534	35,062,564	13,960,162	49,022,726	8,424,693
1903.....	136,796,065	88,017,654	224,813,719	37,022,581	42,210,165	15,582,873	57,793,038	9,841,627
1904.....	148,909,576	94,680,443	243,590,019	40,840,157	44,939,829	16,784,787	61,724,616	10,838,017
1905.....	150,928,787	100,688,332	251,617,119	41,794,593	45,099,527	15,243,177	60,342,704	11,171,010
1906.....	173,046,109	110,236,095	283,282,204	46,437,440	52,615,725	16,568,190	69,183,915	12,944,249
1907*.....	152,065,529	97,672,345	249,737,874	40,053,624	48,750,741	15,664,674	64,415,415	11,823,197
1908.....	218,160,547	133,719,908	351,879,955	57,991,677	71,212,207	23,205,167	94,417,314	17,265,293
1909.....	175,014,160	113,203,355	288,217,515	47,801,879	52,219,881	18,462,220	70,682,101	13,449,342
1910.....	227,264,346	142,551,081	369,815,427	60,709,707	71,822,941	23,513,486	95,336,427	18,032,629
1911.....	282,723,812	169,021,296	451,745,108	72,935,639	84,511,835	25,422,840	109,934,665	20,756,811
1912.....	335,304,060	186,144,249	521,448,309	87,053,590	89,514,201	27,392,011	116,906,212	22,367,040
1913.....	441,606,885	228,482,181	670,089,066	114,501,671	108,053,865	30,685,871	138,741,736	27,158,162

* 9 months ended March 31.

SESSIONAL PAPER No. 10

on *Imports Entered for Consumption*, Dutiable and Total; also on *Imports Entered for* and the United States, during each Fiscal Year, 1868 to 1913.

Imports from United States.				AVERAGE <i>ad valorem</i> RATES OF DUTY.						Fiscal Years.
Dutiable.	Free.	Totals.	Duty Collected.	Totals.		United Kingdom.		United States.		
				Average <i>ad val.</i> rate of duty on Dutiable Imports.	Average <i>ad val.</i> rate of duty on Total Imports.	Average <i>ad val.</i> rate of duty on Dutiable Imports.	Average <i>ad val.</i> rate of duty on Total Imports.	Average <i>ad val.</i> rate of duty on Dutiable Imports.	Average <i>ad val.</i> rate of duty on Total Imports.	
\$	\$	\$	\$	p. c.	p. c.	p. c.	p. c.	p. c.	p. c.	
10,014,304	12,645,828	22,660,132		20.161	13.119					1868
7,793,748	13,703,632	21,497,380	1,565,566	20.172	13.118	16.851	13.522	20.088	7.283	1869
8,698,445	12,998,392	21,697,237	1,700,252	20.890	14.088	16.779	13.420	19.546	7.836	1870
14,086,383	13,100,203	27,185,586	2,290,881	19.648	14.021	16.436	13.493	16.264	8.427	1871
13,271,042	20,470,953	33,741,995	2,385,592	19.071	12.406	16.408	12.712	17.976	7.070	1872
16,678,805	28,510,305	45,189,110	2,945,966	18.281	10.439	15.583	10.872	17.663	6.519	1873
21,097,531	30,609,375	51,706,906	3,681,014	18.899	11.696	16.461	12.808	17.448	7.119	1874
22,312,546	26,617,812	48,930,358	3,853,634	19.650	13.078	18.145	14.801	17.271	7.876	1875
21,334,613	22,765,267	44,099,880	4,104,484	21.275	13.853	18.761	15.009	19.239	9.307	1876
23,510,846	25,865,162	49,376,008	4,393,511	20.539	13.292	19.375	16.215	18.687	7.898	1877
23,464,504	24,538,371	48,002,875	4,790,427	21.400	14.151	20.056	17.303	20.416	9.354	1878
23,803,457	18,366,849	42,170,306	5,524,879	23.335	16.334	20.542	17.963	23.210	13.101	1879
19,566,567	3,627,216	28,193,783	4,512,415	26.078	20.214	24.032	19.956	23.062	16.005	1880
25,632,313	10,766,388	36,338,701	5,649,152	25.820	20.436	24.464	20.457	22.039	15.546	1881
32,941,061	14,111,874	47,052,935	7,073,912	25.304	19.524	24.148	19.882	21.474	15.034	1882
38,652,045	16,495,198	55,147,243	8,148,268	25.290	19.007	24.299	19.152	21.081	14.776	1883
35,796,697	13,989,191	49,785,888	7,411,946	25.192	19.020	24.373	19.085	20.706	14.888	1884
51,231,947	14,344,563	45,576,510	6,624,100	26.097	19.168	24.810	19.028	21.209	14.534	1885
29,659,876	13,158,775	42,518,699	6,764,365	27.495	20.238	25.727	20.028	22.823	15.809	1886
30,570,609	14,225,299	44,795,508	7,268,195	28.723	21.348	26.055	20.828	23.775	16.225	1887
27,097,680	19,342,616	46,440,296	7,109,234	31.878	22.039	29.087	22.909	26.236	15.308	1888
28,982,283	21,047,136	50,029,419	7,371,148	31.869	21.755	29.331	22.367	25.433	14.733	1889
30,575,397	20,790,264	51,365,661	8,126,625	31.015	21.413	28.788	22.129	26.579	15.821	1890
29,790,402	22,243,075	52,033,477	7,734,515	31.386	20.974	28.982	21.691	25.963	14.864	1891
29,505,550	22,236,582	51,742,132	7,814,559	29.684	17.827	29.431	22.098	26.485	15.103	1892
28,562,050	23,777,746	52,339,796	7,636,076	30.275	18.368	29.805	22.335	26.735	14.589	1893
25,823,636	24,922,455	50,746,091	6,900,951	30.854	17.759	29.992	22.264	26.956	13.717	1894
25,795,538	24,833,466	50,179,004	6,897,395	30.522	17.753	30.056	22.550	26.739	13.746	1895
29,101,646	24,427,744	53,529,390	7,767,993	29.974	19.129	30.200	22.418	26.693	14.512	1896
30,482,509	26,540,833	57,023,342	8,147,075	29.967	18.613	30.693	21.106	26.727	14.287	1897
38,063,969	36,760,963	74,824,923	9,941,624	29.222	17.265	29.478	20.751	26.118	13.287	1898
44,471,824	43,995,349	88,467,173	11,713,859	28.652	17.157	26.627	19.842	26.339	13.241	1899
53,897,561	48,182,616	102,080,177	13,491,873	27.634	16.715	25.583	18.235	25.032	13.217	1900
53,600,278	53,549,047	107,149,325	13,311,750	27.427	16.355	24.748	18.322	24.835	12.424	1901
60,181,808	54,562,888	114,744,696	15,155,136	27.265	16.466	24.027	17.188	25.182	13.207	1902
68,538,323	60,251,914	128,790,237	17,069,881	27.064	16.468	23.316	16.739	24.905	13.254	1903
77,543,780	65,466,798	143,010,578	19,554,586	27.426	16.765	24.117	17.559	25.217	13.674	1904
78,797,440	73,634,186	152,431,626	20,580,302	27.692	16.610	24.770	18.513	26.118	13.501	1905
89,540,776	79,257,606	168,798,376	22,187,103	26.835	16.393	24.601	18.709	24.779	13.144	1906
78,969,028	69,629,033	148,598,061	19,084,733	26.339	16.038	24.252	18.355	24.167	12.843	1907*
110,361,367	94,237,518	204,618,885	27,132,543	26.582	16.480	24.245	18.286	24.585	13.258	1908
90,584,507	79,471,671	170,056,178	22,526,807	27.315	16.586	25.775	19.028	24.868	13.247	1909
118,834,173	98,668,242	217,502,415	29,515,836	26.713	16.416	25.107	18.914	24.837	13.570	1910
153,067,232	121,777,626	274,844,858	37,854,728	25.797	16.145	24.561	18.881	24.737	13.773	1911
196,886,150	133,542,352	330,428,502	49,177,584	25.963	16.694	24.988	19.132	24.978	14.883	1912
276,330,434	159,439,647	435,770,081	63,929,805	25.928	17.087	25.133	19.574	24.945	15.818	1913

3 GEORGE V., A. 1913

No. 7.—STATEMENT of the Imports Entered for Consumption into Canada, during
Percentage of Imports from the United

IMPORTS ENTERED FOR

FISCAL YEARS.	TOTAL IMPORTS.			IMPORTS FROM UNITED KINGDOM.		
	Dutiable.	Free.	Totals.	Dutiable.	Free.	Totals.
	\$	\$	\$	\$	\$	\$
1868.....	43,655,696	23,434,463	67,090,159	28,284,194	9,333,131	37,617,325
1869.....	41,069,342	22,085,599	63,154,941	28,183,645	7,013,119	35,496,764
1870.....	45,127,422	21,774,652	66,902,074	30,022,948	7,514,147	37,537,095
1871.....	60,094,362	24,120,026	84,214,388	39,815,550	8,682,652	48,498,202
1872.....	68,276,157	36,679,210	104,955,367	48,197,337	14,011,917	62,209,254
1873.....	71,198,176	53,310,953	124,509,129	47,443,203	20,553,742	67,996,945
1874.....	76,232,530	46,948,357	123,180,887	47,794,745	13,629,662	61,424,407
1875.....	78,138,511	39,270,057	117,408,568	48,949,803	11,059,281	60,009,084
1876.....	60,238,297	32,274,810	92,513,107	32,385,482	8,093,771	40,479,253
1877.....	60,916,770	33,209,624	94,126,394	32,916,776	6,414,845	39,331,621
1878.....	59,773,039	30,622,812	90,395,851	32,139,783	5,112,986	37,252,769
1879.....	55,426,836	23,275,683	78,702,519	27,075,555	3,892,223	30,967,778
1880.....	54,182,967	15,717,575	69,900,542	28,038,118	5,726,321	33,764,439
1881.....	71,620,725	18,867,604	90,488,329	35,860,461	7,024,681	42,885,142
1882.....	85,757,433	25,387,751	111,145,184	41,459,730	8,896,538	50,356,268
1883.....	91,588,339	30,273,157	121,861,496	40,732,476	10,947,286	51,679,762
1884.....	80,010,498	25,962,480	105,972,978	32,828,307	9,096,814	41,925,121
1885.....	73,269,618	26,486,157	99,755,775	30,702,359	9,329,089	40,031,448
1886.....	70,658,819	25,333,318	95,992,137	30,385,797	8,647,209	39,033,000
1887.....	78,120,679	26,986,531	105,107,210	35,766,273	8,975,077	44,741,356
1888.....	69,645,824	31,025,804	100,671,628	30,848,116	8,319,528	39,167,644
1889.....	74,475,139	34,623,057	109,098,196	32,219,807	10,031,382	42,251,189
1890.....	77,106,286	34,576,287	111,682,573	33,267,721	10,009,288	43,277,009
1891.....	74,536,036	36,997,918	111,533,954	31,447,660	10,571,283	42,018,943
1892.....	69,160,737	45,999,676	115,160,413	30,831,809	10,231,902	41,063,711
1893.....	69,873,571	45,297,259	115,170,830	31,869,267	10,660,073	42,529,340
1894.....	62,779,182	46,291,729	109,070,911	27,493,160	9,542,803	37,035,963
1895.....	58,557,655	42,118,236	100,675,891	23,311,911	7,747,421	31,059,332
1896.....	67,239,759	38,121,402	105,361,161	24,366,179	8,458,326	32,824,505
1897.....	66,220,765	40,397,062	106,617,827	20,217,422	9,183,766	29,401,188
1898.....	74,625,088	51,682,074	126,307,162	22,556,479	9,486,982	32,043,461
1899.....	89,433,172	59,913,287	149,346,459	27,521,508	9,409,815	36,931,323
1900.....	104,346,795	68,160,083	172,506,878	31,561,756	12,718,227	44,279,983
1901.....	105,959,756	71,730,938	177,700,694	31,701,654	11,118,341	42,819,995
1902.....	118,657,496	77,822,694	196,480,190	35,062,564	13,960,162	49,022,726
1903.....	136,796,065	88,017,654	224,813,719	42,210,165	16,582,873	58,793,038
1904.....	148,909,576	94,680,443	243,590,019	44,939,829	16,784,787	61,724,616
1905.....	150,928,787	100,688,332	251,617,119	45,099,527	15,243,177	60,342,704
1906.....	173,046,109	110,236,095	283,282,204	52,615,725	16,568,190	69,183,915
1907 (9 months).....	152,065,529	97,672,345	249,737,874	48,750,741	15,664,674	64,415,415
1908.....	218,160,047	133,719,908	351,879,955	71,212,207	23,205,107	94,417,314
1909.....	175,014,160	113,203,355	288,217,515	52,219,881	18,462,220	70,682,101
1910.....	227,264,346	142,551,081	369,815,427	71,822,941	23,513,486	95,336,427
1911.....	282,723,912	169,021,296	451,745,108	84,511,835	25,422,830	109,934,665
1912.....	335,304,060	186,144,249	521,448,309	89,514,201	27,392,011	116,906,212
1913.....	441,606,885	228,482,181	670,089,066	108,055,865	30,685,871	138,741,736

* 9 months ended March 31.

SESSIONAL PAPER No. 10

each Fiscal Year, 1868 to 1913 inclusive, showing in each case the Imports and the Kingdom and the United States, respectively.

CONSUMPTION, (MERCHANDISE ONLY).

IMPORTS FROM UNITED STATES.			PERCENTAGE OF IMPORTS FROM						FISCAL YEARS.
			United Kingdom.			United States.			
			Dutiable to Total Dutiable	Free to Total Free.	Total Imports U. Kingdom to Total Imports.	Dutiable to Total Dutiable	Free to Total Free.	Total Imports U. States to Total Imports	
Dutiable.	Free.	Totals.							
\$	\$	\$	p. c.	p. c.	p. c.	p. c.	p. c.	p. c.	
10,014,304	12,645,828	22,660,132	64.78	39.82	56.06	22.93	53.96	33.77	1868
7,793,748	13,703,632	21,497,380	69.35	31.75	56.20	18.97	62.04	34.03	1869
8,693,845	12,993,392	21,697,237	66.52	34.50	56.10	19.27	59.69	32.43	1870
14,085,383	13,100,203	27,185,586	66.25	35.99	57.58	23.43	54.31	32.28	1871
13,271,942	20,470,953	33,741,935	70.59	38.20	59.72	19.43	55.81	32.14	1872
16,678,895	23,510,305	45,189,110	66.63	33.55	54.61	23.42	53.47	36.29	1873
21,097,531	30,609,375	51,706,906	62.69	29.03	49.87	27.67	65.19	41.97	1874
22,312,546	26,617,812	48,930,358	62.64	24.16	51.11	23.55	67.78	41.66	1875
21,334,613	22,765,267	44,099,880	53.76	25.03	43.75	35.41	70.53	47.67	1876
23,510,846	25,895,162	49,376,008	54.03	19.31	41.78	38.59	77.88	52.45	1877
23,464,504	24,533,371	48,012,875	53.76	16.69	41.21	39.25	80.13	53.10	1878
23,803,457	18,366,849	42,170,306	48.84	16.72	39.34	42.95	78.91	53.57	1879
19,546,567	8,627,216	28,193,783	51.74	36.43	48.30	36.11	54.83	40.33	1880
25,632,313	10,703,333	36,335,701	50.06	37.23	47.39	35.78	56.74	40.15	1881
32,941,061	14,111,874	47,052,935	81.34	35.04	45.30	33.41	55.58	42.33	1882
33,652,045	16,495,198	55,147,243	44.47	36.16	42.40	42.20	54.48	45.25	1883
35,791,697	13,939,191	49,785,888	41.02	35.03	39.56	44.74	53.88	46.97	1884
31,231,947	14,344,563	45,576,510	41.90	35.22	40.12	42.62	54.12	45.63	1885
29,659,876	13,153,775	42,813,651	43.00	34.13	40.66	41.97	51.94	44.60	1886
30,570,609	14,225,299	44,795,908	45.78	33.25	42.56	39.13	52.71	42.61	1887
27,097,680	19,342,116	46,440,296	44.29	26.81	38.90	38.90	62.34	46.13	1888
28,982,283	21,047,136	50,029,419	43.26	23.97	38.73	34.91	60.79	45.86	1889
30,575,397	20,790,264	51,365,661	43.15	24.95	38.75	39.65	60.13	45.99	1890
29,790,402	22,243,075	52,033,477	42.19	23.57	37.67	39.97	60.12	46.65	1891
29,505,550	22,231,582	51,742,132	44.58	22.24	35.66	42.66	48.34	44.90	1892
28,562,050	23,777,745	52,339,796	45.61	23.53	36.92	40.88	52.49	45.44	1893
25,823,636	24,922,455	50,746,011	43.79	20.61	33.96	41.13	53.84	46.52	1894
25,795,538	24,383,466	50,179,004	39.81	18.39	30.85	44.05	57.79	49.84	1895
29,101,646	24,127,744	53,229,390	36.24	22.19	31.15	43.23	64.07	50.80	1896
30,482,599	26,540,843	57,023,442	30.53	22.73	27.54	46.03	65.69	53.43	1897
38,061,960	36,760,963	74,824,923	30.23	18.35	25.36	51.00	71.13	59.24	1898
44,471,842	43,995,349	88,467,173	30.77	15.70	24.72	49.73	73.43	59.24	1899
53,897,551	43,132,616	102,030,177	30.25	18.66	25.66	51.65	70.69	59.17	1900
53,600,278	53,549,047	107,149,325	29.92	15.50	24.10	50.58	74.66	60.30	1901
60,181,803	54,562,888	114,744,693	29.54	11.94	24.95	50.72	70.11	58.40	1902
63,538,323	60,251,914	123,790,237	30.85	18.84	25.15	50.10	68.45	57.29	1903
77,543,780	65,466,793	143,010,578	30.18	17.73	25.34	52.07	69.14	58.71	1904
73,797,440	73,934,186	152,431,626	29.88	15.14	23.98	52.21	73.13	60.58	1905
89,540,776	79,237,600	168,793,376	30.40	15.03	24.42	51.74	71.90	59.59	1906
78,669,023	69,629,033	148,598,061	32.05	16.04	25.79	51.93	71.28	59.50	1907*
110,361,367	94,287,518	204,648,885	32.64	17.35	26.83	50.59	70.51	58.16	1908
90,534,537	79,471,671	170,056,178	29.84	16.31	24.52	51.76	70.20	59.00	1909
114,844,173	94,663,242	217,512,415	31.60	16.49	25.78	52.29	69.22	58.81	1910
153,067,232	121,777,625	274,844,858	29.82	15.05	24.34	54.14	72.05	60.84	1911
191,846,159	133,542,352	340,428,502	26.69	11.72	22.42	53.72	71.74	63.37	1912
276,330,434	159,439,617	435,770,081	24.47	13.43	20.71	62.57	69.78	65.03	1913

4 GEORGE V., A. 1914

No. 8 — STATEMENT of the Exports from Canada during each Fiscal Year, 1868 to 1913
Kingdom and the United

EXPORTS

FISCAL YEARS.	TOTAL EXPORTS.			EXPORTS TO UNITED KINGDOM.		
	†Canadian Produce.	Foreign Produce.	Totals.	Canadian Produce.	Foreign Produce.	Totals.
	\$	\$	\$	\$	\$	\$
1868.....	45,543,177	4,196,821	49,739,998	17,905,808		
1869.....	49,323,304	3,855,801	53,179,105	20,486,389		
1870.....	56,081,192	6,527,622	62,608,814	22,512,991	†	†
1871.....	55,181,356	9,853,244	65,034,600	21,733,556		
1872.....	62,944,027	12,798,182	75,742,209	25,223,785		
1873.....	73,245,606	9,405,910	82,651,516	31,402,234		38,659,511
1874.....	73,926,748	10,614,096	84,540,844	35,769,190	9,105,400	44,874,590
1875.....	67,490,893	7,137,319	74,628,212	34,199,134	5,782,857	39,981,991
1876.....	69,861,849	7,234,961	77,096,810	34,379,005	6,303,459	40,682,464
1877.....	65,864,880	7,111,108	72,975,988	35,491,671	6,035,619	41,527,290
1878.....	65,740,134	11,164,878	76,905,012	35,861,110	10,056,583	45,917,693
1879.....	60,089,578	8,355,644	68,445,222	29,393,424	6,873,695	36,267,119
1880.....	70,096,191	13,240,006	83,336,197	35,208,031	10,606,095	45,814,126
1881.....	80,921,379	13,375,117	94,296,496	42,637,219	11,110,151	53,747,370
1882.....	90,042,711	7,628,453	97,671,164	39,816,813	5,467,117	45,273,930
1883.....	84,285,707	9,751,773	94,037,480	39,538,067	7,473,113	47,011,180
1884.....	77,132,079	9,389,106	86,521,185	37,410,870	6,324,767	43,735,637
1885.....	76,183,518	8,079,646	84,263,164	36,479,051	5,392,340	41,871,991
1886.....	74,975,506	7,438,079	82,413,585	36,694,263	4,846,941	41,540,304
1887.....	77,964,020	8,549,333	86,513,353	38,714,331	5,856,981	44,571,312
1888.....	78,297,750	8,803,394	87,101,144	33,648,284	6,436,700	40,084,984
1889.....	77,201,804	6,938,455	84,140,259	33,504,281	4,583,770	38,088,051
1890.....	82,335,514	9,051,781	91,387,295	41,499,149	6,854,548	48,353,694
1891.....	85,757,744	8,798,631	94,556,375	43,243,784	6,037,074	49,280,858
1892.....	95,684,253	13,121,791	108,806,044	54,949,055	9,957,494	64,906,549
1893.....	102,006,490	8,941,856	110,948,346	58,409,606	5,670,887	64,080,493
1894.....	100,586,853	11,833,805	112,420,658	60,878,056	7,660,800	68,538,856
1895.....	99,528,351	6,485,043	106,013,394	57,903,564	3,953,426	61,856,990
1896.....	106,378,752	6,606,738	112,985,490	62,717,941	3,971,312	66,689,253
1897.....	119,685,410	10,825,163	130,510,573	69,533,852	7,693,650	77,227,502
1898.....	139,920,932	14,980,883	154,901,815	93,065,019	11,933,799	104,998,818
1899.....	132,801,262	17,520,088	150,321,350	85,113,681	13,973,300	99,086,981
1900.....	163,510,790	14,265,254	177,776,044	96,562,875	11,173,093	107,735,968
1901.....	177,431,386	17,077,757	194,509,143	92,857,525	12,471,431	105,328,956
1902.....	196,019,763	13,951,101	209,970,864	109,347,345	7,970,879	117,318,221
1903.....	214,401,674	10,828,087	225,229,761	125,199,980	6,002,118	131,202,098
1904.....	198,414,439	12,641,239	211,055,678	110,120,892	7,470,484	117,591,376
1905.....	190,854,946	10,617,115	201,472,061	97,114,867	4,843,904	101,958,771
1906.....	235,483,956	11,173,846	246,657,802	127,456,465	5,636,106	133,092,571
1907 (9 months).....	180,545,306	11,541,927	192,087,233	98,691,186	6,438,415	105,129,601
1908.....	246,960,968	16,407,984	263,368,952	126,194,124	8,283,000	134,477,124
1909.....	242,603,584	17,318,782	259,922,366	126,384,724	7,360,399	133,745,123
1910.....	279,247,551	15,516,442	298,763,993	139,482,945	10,147,543	149,630,488
1911.....	274,316,553	15,683,657	290,000,210	127,456,924	4,806,047	132,262,971
1912.....	290,223,857	17,492,294	307,716,151	147,240,413	4,592,966	151,833,379
1913.....	355,754,600	21,313,755	377,068,355	170,161,903	7,820,099	177,982,002

* 9 months ended March 31.

† Estimated amount short reported not included.

‡ Figures not available.

SESSIONAL PAPER No. 10

inclusive, showing in each case the Exports and the Percentage of Exports to United States, respectively.

(MERCHANDISE ONLY).

EXPORTS TO UNITED STATES.			PERCENTAGE OF EXPORTS TO						
†Canadian Produce.	Foreign Produce.	Totals.	United Kingdom.			United States.			FISCAL YEARS.
			Canadian Pro- duce to Total Can. Produce.	Foreign Produce to Total Foreign Produce	Total Exports, United Kingdom to Total Exports.	Canadian Pro- duce to Total Can. Produce.	Foreign Produce to Total Foreign Produce	Total Exports, United States to Total Exports.	
\$	\$	\$	p. c.	p. c.	p. c.	p. c.	p. c.	p. c.	
22,387,846			39·31			49·15			1868
23,640,188			41·53			47·92			1869
27,398,930	+	+	40·14	+	+	48·85	+	+	1870
26,715,690			39·38			48·41			1871
29,984,440			40·07			47·63			1872
33,421,725	1,517,871	34,939,596	42·87	77·15	46·77	45·62	16·13	42·27	1873
30,380,556	1,183,194	31,563,750	48·38	85·78	53·08	41·09	11·15	37·33	1874
25,683,818	1,020,307	26,704,125	50·67	81·02	53·57	38·05	14·29	35·78	1875
27,451,150	653,701	28,104,851	49·21	87·12	52·76	39·29	9·03	36·45	1876
22,160,666	758,513	22,919,179	53·88	84·87	56·90	33·64	10·66	31·40	1877
22,131,343	719,096	22,850,439	54·55	90·07	59·70	33·66	6·44	29·71	1878
23,149,909	1,007,218	24,157,127	48·91	82·26	52·98	38·52	12·05	35·29	1879
26,762,705	2,943,879	28,806,584	50·22	80·10	54·97	38·18	15·43	34·56	1880
31,015,109	1,863,989	32,879,098	52·69	83·06	56·99	38·32	13·93	34·86	1881
41,687,638	1,787,565	43,475,203	44·21	71·53	46·35	46·29	23·43	44·51	1882
36,096,501	1,657,935	37,754,436	46·90	76·63	49·99	42·82	17·00	40·15	1883
31,631,622	2,324,197	33,955,819	48·50	67·36	50·54	41·09	24·75	9·24	1884
32,618,593	2,164,658	34,783,251	47·88	66·74	49·69	42·81	26·79	41·27	1885
31,508,292	2,244,179	33,747,471	48·94	65·15	50·40	42·01	30·17	40·94	1886
32,273,033	2,385,242	34,658,275	49·65	68·50	51·51	41·39	27·89	40·06	1887
37,323,161	2,147,048	39,470,209	42·97	73·11	46·02	47·67	24·38	45·31	1888
36,449,288	2,041,283	38,490,571	43·39	66·06	45·27	47·21	29·41	45·73	1889
33,291,207	1,869,749	35,160,956	50·40	75·72	52·91	40·43	20·65	38·47	1890
34,829,436	2,451,136	37,280,572	50·42	68·61	52·12	40·61	27·85	39·43	1891
31,317,857	2,512,839	33,830,696	57·42	75·80	59·65	32·73	19·15	31·09	1892
33,813,802	2,493,202	36,307,004	57·26	63·41	57·76	33·15	27·88	32·73	1893
29,297,598	1,408,051	30,705,649	88·53	64·73	60·96	29·13	11·89	27·31	1894
32,303,773	1,860,794	34,164,567	56·18	60·96	58·35	32·46	28·69	32·22	1895
34,460,428	1,960,740	36,421,168	60·95	60·11	59·02	32·39	29·67	32·23	1896
39,717,057	2,216,735	41,933,792	58·09	71·07	59·17	33·19	20·47	32·13	1897
34,361,795	2,092,712	36,454,507	56·51	79·66	67·78	24·56	13·96	23·53	1898
34,766,955	1,795,885	36,562,840	64·09	79·76	65·92	26·18	10·25	24·32	1899
52,534,977	1,966,417	54,501,394	59·06	78·32	60·60	32·13	13·78	30·66	1900
67,983,637	2,423,168	70,406,841	52·33	73·03	54·15	38·32	14·19	36·20	1901
66,567,784	2,994,448	69,562,232	55·78	57·13	55·87	33·95	21·47	33·13	1902
67,766,867	3,443,602	71,209,969	58·39	55·43	58·25	31·60	31·80	31·61	1903
66,856,885	3,856,168	70,713,053	55·50	59·10	55·71	33·70	30·50	33·50	1904
70,426,765	5,136,250	75,563,015	50·88	45·62	50·61	36·90	48·38	37·51	1905
83,546,306	4,455,003	88,001,309	54·12	50·44	53·96	35·48	39·87	35·68	1906
62,180,439	3,658,197	65,838,636	54·66	54·78	54·73	34·44	31·69	34·27	1907*
90,814,871	6,105,267	96,920,138	51·10	50·48	51·06	36·77	37·21	36·80	1908
85,334,806	5,687,581	91,022,387	52·10	42·49	51·46	35·17	32·84	35·01	1909
104,199,675	6,414,652	110,614,327	49·95	51·99	50·08	37·31	32·87	37·02	1910
104,115,823	8,092,853	112,208,676	48·18	30·64	47·23	37·96	51·60	38·69	1911
102,041,222	10,915,073	112,956,295	50·73	26·26	49·34	35·16	62·39	36·78	1912
139,725,953	11,235,722	150,961,675	47·83	36·69	47·20	39·27	52·71	40·03	1913

4 GEORGE V., A. 1914

No. 9—STATEMENT of the Imports entered for Consumption into Canada from
(Excluding Coin

	Countries.	1909.			1910.		
		Dutiable.	Free.	Totals.	Dutiable.	Free.	Totals.
		\$	\$	\$	\$	\$	\$
<i>British Empire.</i>							
1	United Kingdom.....	52,219,881	18,462,220	70,682,101	71,822,941	23,513,486	95,336,427
2	Aden.....						
	Africa:—						
3	British East.....	370,548	41,669	412,217	987,207	54,358	1,041,565
4	British South.....						
5	British West.....						
6	Bermuda.....						
7	British China.....						
	British East Indies:—						
8	British India.....	390,505	2,681,507	3,072,012	708,045	2,818,139	3,526,184
9	Straits Settlements.....						
10	Other British East Indies.....						
11	British Guiana.....	2,329,989	3,215	2,333,204	2,977,971	2,267	2,980,238
12	British Honduras.....	66	13,355	13,421		18,523	18,523
13	British West Indies.....	6,467,038	1,076,695	7,543,733	4,018,782	1,75,916	5,777,698
14	Falkland Islands.....						
15	Gibraltar.....						
16	Hong Kong.....	204,562	1,019	205,581	243,224	7	243,231
17	Malta.....						
18	Newfoundland and Labrador.....	12,041	1,626,387	1,638,428	37,160	1,430,459	1,467,619
	Oceania:—						
19	Australia, Commonwealth of... ..	209,244	229,925	439,209	189,475	233,542	423,017
20	New Zealand.....	8,094	194,623	202,717	13,112	762,253	775,365
21	Fiji.....	490,573	6.88	491,271	185,547	306	185,853
22	Other Oceania.....						
23	Other British Empire.....	1,732	5,691	7,423	2,366	3,946	6,352
	Totals, British Empire.....	62,704,313	24,337,004	87,041,317	81,185,830	30,596,242	111,782,072
<i>Foreign Countries.</i>							
24	Argentine Republic.....	752	1,636,636	1,637,388		2,181,554	2,181,554
25	Austria-Hungary.....	1,619,402	50,376	1,669,778	1,311,916	82,852	1,394,768
26	Belgium.....	1,396,518	505,070	1,901,588	2,110,284	1,129,604	3,239,888
27	Bolivia.....						
28	Brazil.....	190	412,916	413,106	14,759	645,750	660,509
	Central American States:—						
29	Costa Rica.....	72,750	72,750	72,750	46,709	87,482	134,191
30	Guatemala.....						
31	Honduras.....						
32	Nicaragua.....						
33	Salvador.....						
34	Chile.....		175,576	175,576	57	166,638	166,695
35	China.....	311,203	329,665	640,868	278,473	521,235	799,708
36	Colombia.....		9,139	9,139		28,514	28,514
37	Cuba.....	356,963	131,701	488,664	436,962	147,058	584,020
38	Denmark.....	15,528	26,509	42,037	12,668	73,162	85,830
39	Dutch West Indies.....	82	110	192	74,334	80	74,414
40	Greenland, Iceland, &c.....		3,560	3,560		3,839	3,839
41	Ecuador.....				256		256
42	Egypt and Sudan.....	21,891	8,777	30,668	40,079	3,643	43,722
43	France.....	6,978,938	1,218,447	8,197,435	8,518,671	1,590,873	10,109,544
44	French Africa.....	394	7,141	7,535	349	4,088	4,437
45	French Guiana.....						
46	French Oceania.....						
47	French West Indies.....					286	286
48	Madagascar.....						
49	St. Pierre and Miquelon.....	2,381	1,042	3,423	4,686	2,326	7,012

SESSIONAL PAPER No. 10

the following Countries during each Fiscal Year, 1909 to 1913.
(and Bullion.)

1911.			1912.			1913.			
Dutiable.	Free.	Totals.	Dutiable.	Free.	Totals.	Dutiable.	Free.	Totals.	
\$	\$	\$	\$	\$	\$	\$	\$	\$	
84,511,835	25,422,830	109,934,665	89,514,201	27,392,011	116,906,212	108,055,865	30,685,871	138,741,736	1
.....	2,871	2,871	11,316	11,316	9	24,105	24,114	2
{ 473,750	4,911	478,661	242,415	242,415	4,598	4,598	3
{ 37,678	185,139	222,817	40,421	101,708	142,129	86,669	180,793	267,462	4
.....	3,382	3,382	4	135	139	5
30	8,944	8,974	69	8,918	8,987	1,506	33,218	34,724	6
66	23	89	7
{ 897,197	1,882,059	2,779,256	1,203,223	1,632,982	2,836,205	155,826	4,497,418	4,653,244	8
{ 138,470	83,703	222,173	177,887	247,578	425,465	251,974	267,650	519,624	9
{ 23,250	1,545,766	1,369,016	51,592	1,694,295	1,745,887	53,549	1,672,039	1,725,588	10
{ 3,388,459	3,637	3,392,116	5,321,455	4,272	5,325,727	3,548,938	1,827	3,550,765	11
.....	85	85	14	109	114	296,122	296,122	12
5,350,429	1,516,866	6,867,295	4,364,284	1,382,793	5,747,077	4,288,442	1,693,964	5,982,406	13
.....	1,117	1,117	710	710	14
39	39	176	176	175	175	15
481,636	109,692	591,328	509,471	279,003	788,474	526,114	368,436	894,556	16
2,502	2,502	3,693	114	3,807	2,323	15	2,338	17
34,222	1,783,263	1,817,485	17,622	1,824,265	1,841,887	11,289	2,044,885	2,066,174	18
264,657	246,693	511,350	258,671	173,030	431,701	251,414	191,967	443,381	19
121,636	785,468	907,104	577,226	754,115	1,331,341	1,601,625	1,465,074	3,066,699	20
{ 353,357	1,877	355,234	192,914	70	192,984	269,845	2,074	271,919	21
.....	4,495	4,495	22
.....	23
96,079,213	33,888,346	129,467,559	102,475,334	35,507,280	137,982,614	119,114,660	43,425,593	162,540,253	
.....	
11,287	2,293,645	2,304,932	38,800	2,968,769	3,007,569	23,559	4,143,336	4,166,895	24
1,257,528	61,601	1,319,129	1,494,324	44,197	1,538,521	1,581,724	118,705	1,700,429	25
2,675,130	939,224	3,614,354	2,575,165	1,111,254	3,686,419	2,535,789	1,484,389	4,020,178	26
278,148	647,183	925,331	3,370	1,094,610	1,097,980	58	58	27
.....	13,675	1,281,846	1,295,521	28
{ 26,833	26,833	41,567	41,567	27,036	27,036	29
{ 59,011	59,011	28,193	48,171	76,364	37,935	116,812	154,473	30
.....	1,580	1,580	714	714	31
.....	32
539	18,628	19,167	55,003	55,003	33
19,483	399,484	418,967	71	305,584	305,655	57	624,964	625,021	34
237,733	445,359	683,092	155,384	442,563	597,947	211,632	541,136	752,768	35
79,817	30,476	110,293	27,488	73,153	100,641	139,852	139,852	36
1,008,761	272,876	1,281,637	1,108,631	380,169	1,488,800	2,024,618	525,055	2,544,673	37
15,206	73,601	88,807	20,103	28,261	48,364	32,305	84,773	117,078	38
143,719	465	144,184	75,454	1,125	76,579	240,687	240,687	39
.....	4,488	4,488	3,734	3,734	1,585	1,585	40
1,759	11,891	13,650	4,284	13,115	17,399	6,192	2,145	8,337	41
32,352	714	33,066	43,934	158	44,092	50,771	869	51,640	42
9,375,851	2,187,826	11,563,677	9,625,057	2,119,697	11,744,664	11,677,702	3,698,146	15,375,848	43
230	3,598	3,828	9,180	9,180	5,429	5,429	44
.....	45
.....	55	55	46
.....	616	616	47
40	40	1,756	1,756	11,171	11,171	48
1,829	1,953	3,782	7,141	4,678	11,909	2,157	1,911	4,068	49

4 GEORGE V., A. 1914

No. 9—STATEMENT of the Imports entered for Consumption into Canada from
(*Excluding Coin*)

Countries.		1909.			1910.		
		Dutiable.	Free.	Totals.	Dutiable.	Free.	Totals.
		\$	\$	\$	\$	\$	\$
<i>Foreign Countries—Con.</i>							
50	Germany.....	4,448,601	1,601,716	6,050,317	5,493,492	2,441,738	7,935,230
51	German Africa.....						
52	German Oceania.....						
53	Greece.....	355,209	36	355,245	389,673	207	389,880
54	Hayti.....						
55	Italy.....	350,944	410,395	761,339	492,727	400,671	893,398
56	Japan.....	741,925	1,241,854	1,983,779	965,903	1,214,033	2,179,936
57	Korea.....						
58	Liberia.....						
59	Mexico.....	5,593	307,890	313,483	1,687	556,828	558,515
60	Morocco.....						
61	Netherlands.....	791,876	481,245	1,273,121	943,806	1,066,184	2,009,990
62	Dutch East Indies.....	664,143	8,495	672,638	856,986	44,702	901,688
63	Dutch Guiana.....				25,735		25,735
64	Dutch West Indies.....		6,317	6,317		10,501	10,501
65	Norway.....	118,147	5,148	123,292	158,661	13,981	172,642
66	Panama.....						
67	Paraguay.....						
68	Persia.....	8,859	114	8,973	3,844	13,792	17,636
69	Peru.....		250	250	41,580		41,580
70	Portugal.....	107,322	14,961	122,283	126,114	14,408	140,522
71	Azores and Madeira Islands.....				44		44
72	Portuguese Africa.....						
73	Roumania.....	165	240	405	337	55	392
74	Russia in Asia.....	36,795	188,989	225,784	29,733	315,564	345,297
75	Russia in Europe.....						
76	San Domingo.....	52,855		52,855	845,228		845,228
77	Servia.....						
78	Siam.....	377	10,851	11,228	631		631
79	Spain.....	825,463	108,391	933,854	559,562	60,213	1,019,775
80	Canary Islands.....						
81	Spanish Africa.....		3,059	3,059		6,596	6,596
82	Sweden.....	111,173	34,383	145,556	166,383	41,764	208,147
83	Switzerland.....	2,159,427	28,838	2,188,265	2,548,488	55,420	2,603,858
84	Turkey in Africa (Tripoli).....	231,362	107,094	338,456	291,950	163,238	455,188
85	Turkey in Asia.....						
86	Turkey in Europe.....						
87	United States.....	90,584,507	79,471,671	170,056,178	118,834,173	98,668,242	217,502,415
88	Alaska.....						
89	Guam, Tuluila & Wake Islands.....						
90	Hawaii.....	229	25,508	25,737	1,187	14,910	16,097
91	Philippine Islands.....	10,175	81	10,256	7,176	24,614	35,790
92	Porto Rico.....	458	84	542	43,263	1,151	44,417
93	Uruguay.....		135,458	135,458		78,139	78,139
94	Venezuela.....		79,772	79,772		53,885	53,885
95	Other Foreign Countries.....		4,049	4,049		21,016	21,016
Totals, Foreign Countries.....		112,309,847	88,866,351	201,176,198	146,078,516	111,954,839	258,033,355
Grand totals.....		175,014,160	113,203,355	288,217,515	227,264,346	142,551,081	369,815,427

SESSIONAL PAPER No. 10

the following Countries during each Fiscal Year 1909 to 1913.—*Concluded.*
and Bullion.)

1911.			1912.			1913.		
Dutiable.	Free.	Totals.	Dutiable.	Free.	Totals.	Dutiable.	Free.	Totals.
\$	\$	\$	\$	\$	\$	\$	\$	\$
7,513,474	2,533,866	10,047,340	7,984,629	3,105,369	11,089,998	10,082,199	4,132,348	11,214,547
			12		12			
455,912	455	456,367	552,008	257	552,265	545,355	240	545,595
	5	5		28	28			
627,822	334,326	962,148	722,482	424,340	1,146,822	1,211,371	502,214	1,713,585
1,170,557	1,251,789	2,422,346	1,502,207	1,209,668	2,511,875	2,118,146	1,385,387	3,503,533
				70	70			
9,823	485,397	495,219	14,887	994,670	1,009,557	37,059	3,067,013	3,104,072
				2,500	2,500	93	1,574	1,667
987,154	833,424	1,820,578	1,170,005	1,253,897	2,423,902	1,452,877	1,656,677	3,109,554
1,433,866	30,453	1,464,319	1,771,035	54,543	1,825,578	2,957,287	252,107	3,209,394
2,952		2,952	47,980		47,980	64,330		64,330
	9,444	9,444		378	378	138		138
385,761	42,096	427,857	290,927	25,832	316,759	426,606	61,533	488,139
8,875		8,875	3,013		3,013	39,186	200	39,386
64,974	2,665	67,639	167,136		167,136	314,686		314,686
161,769	24,611	186,380	201,352	58,190	259,542	273,957	69,292	343,249
111		111	488		488	1,211		1,211
315	2,195	2,510	118	635	753	700	680	1,380
928		928	1,730		1,730	861		861
22,881	240,239	263,120	23,160	312,622	335,782	30,460	893,763	924,223
733,994		733,994	1,173,761	2,806	1,176,567	1,803,963		1,803,963
			270		270	4,074		4,074
1,567	42,177	43,744		25,649	25,649	40,517		40,517
1,088,778	65,969	1,154,747	1,172,973	100,238	1,273,211	1,203,223	55,747	1,258,970
237,860	40,855	278,715	255,093	74,731	329,734	404,223	68,155	472,378
3,053,330	49,580	3,102,910	3,419,529	47,477	3,458,006	4,228,262	68,440	4,296,702
			27		27			
449,887	103,883	553,770	437,845	23,647	461,492	407,864	113,645	521,509
9,243		9,243	10,358	23,439	33,797	59,702	14,235	73,937
153,067,232	121,777,626	274,844,858	196,886,150	133,542,352	330,428,502	276,330,434	159,439,647	435,770,081
262	139,854	140,116	300	61,072	61,372	7,896	38,681	46,577
4,475	21,124	25,599	13,093	17,311	30,314	26,518	18,171	44,689
6,421	30,583	37,004	4,405	66,441	70,846	4,227	19,413	23,640
64	140	204	193	635	833		99	99
5,800	590	6,390		314,511	314,511	451	160,191	160,642
	90,839	90,839		148,002	148,002	8,908	193,842	202,750
186,644,599	135,632,950	322,277,549	232,828,726	150,636,969	383,465,695	322,492,225	185,056,588	507,548,813
282,723,812	169,021,296	451,745,108	335,304,060	186,144,249	521,448,309	441,606,885	228,482,181	670,089,066

4 GEORGE V., A. 1914

No. 10—STATEMENT of the Total Imports into Canada from the
(Excluding Coin

COUNTRIES.		1909.			1910.		
		Duitable.	Free.	Totals.	Duitable.	Free.	Totals.
<i>British Empire.</i>		\$	\$	\$	\$	\$	\$
1	United Kingdom.....	51,968,885	18,587,010	70,555,895	72,199,660	23,466,344	95,666,004
2	Aden.....						
3	Africa:—						
4	British East.....	859,521	41,669	901,190	872,622	54,358	926,980
5	British South.....						
6	British West.....						
7	Bermuda.....						
8	British China.....						
9	British East Indies:—						
10	British India.....	385,796	2,681,397	3,067,193	713,950	2,818,080	3,532,030
11	Straits Settlements.....						
12	Other British East Indies.....						
13	British Guiana.....	1,698,325	3,215	1,701,540	3,553,965	2,257	3,556,222
14	British Honduras.....	66	13,355	13,421		18,523	18,523
15	British West Indies.....	6,310,326	1,076,730	7,387,056	3,689,366	1,753,833	5,443,199
16	Falkland Islands.....						
17	Gibraltar.....						
18	Hong Kong.....	184,545	897	185,442	244,370		244,370
19	Malta.....						
20	Newfoundland and Labrador.....	12,858	1,626,372	1,639,230	37,640	1,430,459	1,468,099
21	Oceania:—						
22	Australia, Commonwealth of.....	181,402	223,808	405,210	173,023	230,461	403,484
23	New Zealand.....	10,559	194,572	205,131	11,924	762,242	774,166
24	Fiji.....	187,025	698	187,723	250,215	306	250,521
25	Other Oceania.....						
26	Other British Empire.....	1,902	5,691	7,593	3,831	3,986	7,817
Totals, British Empire.....		61,801,210	24,455,414	86,256,624	81,750,566	30,545,849	112,296,415
<i>Foreign Countries.</i>							
27	Argentine Republic.....	942	1,636,636	1,637,578		2,181,554	2,181,554
28	Austria-Hungary.....	1,612,882	50,376	1,663,258	1,327,948	82,852	1,410,800
29	Belgium.....	1,346,024	505,823	1,851,847	2,121,299	1,129,604	3,250,903
30	Bolivia.....						
31	Brazil.....	83	412,916	412,999	17,564	645,750	663,314
32	Central American States:—						
33	Costa Rica.....	39,715	72,750	112,465	11,090	87,482	98,572
34	Guatemala.....						
35	Honduras.....						
36	Nicaragua.....						
37	Salvador.....						
38	Chile.....		175,576	175,576	57	166,638	166,695
39	China.....	310,973	329,678	640,651	280,913	521,285	802,198
40	Colombia.....		9,139	9,139		28,514	28,514
41	Cuba.....	353,723	142,762	496,485	695,639	145,570	841,209
42	Denmark.....	16,883	26,509	43,392	13,444	73,162	86,606
43	Danish West Indies.....	63	110	173	74,234	80	74,314
44	Greenland, Iceland, &c.....		3,560	3,560		3,839	3,839
45	Ecuador.....				256		256
46	Egypt and Soudan.....	22,307	8,601	30,908	44,605	3,500	48,105
47	France.....	6,812,421	1,216,385	8,028,806	8,582,500	1,588,403	10,170,903
48	French Africa.....	394	7,141	7,535	402	4,088	4,490
49	French Guiana.....						
50	French Oceania.....						
51	French West Indies.....					286	286
52	Madagascar.....						
53	St. Pierre and Miquelon.....	12,628	1,042	13,670	104,932	2,326	107,258

4 GEORGE V., A. 1914

No. 10—STATEMENT of the Total Imports into Canada from the
(Excluding Coin

COUNTRIES.	1909.			1910.		
	Dutiable.	Free.	Totals.	Dutiable.	Free.	Totals.
<i>Foreign Countries—Con.</i>	\$	\$	\$	\$	\$	\$
50 Germany.....	4,400,718	1,600,688	6,001,406	5,509,286	2,448,978	7,958,264
51 German Africa.....						
52 German Oceania.....						
53 Greece.....	340,965		340,965	396,619	183	396,802
54 Hayti.....						
55 Italy.....	347,358	410,374	757,732	544,626	400,617	945,243
56 Japan.....	746,017	1,241,811	1,987,828	987,276	1,214,033	2,201,309
57 Korea.....						
58 Liberia.....						
59 Mexico.....	5,792	309,542	315,334	1,912	557,210	559,122
60 Morocco.....						
61 Netherlands.....	793,241	508,363	1,301,604	920,421	1,059,698	1,980,119
62 Dutch East Indies.....	576,487	8,495	584,982	282,362	44,702	327,064
63 Dutch Guiana.....	25,907		25,907			
64 Dutch West Indies.....		6,317	6,317		10,501	10,501
65 Norway.....	121,620	5,135	126,755	154,489	13,810	168,299
66 Panama.....						
67 Paraguay.....						
68 Persia.....	8,859	114	8,973	3,844	13,792	17,636
69 Peru.....		250	250		41,580	41,580
70 Portugal.....	103,923	14,945	118,868	123,793	14,369	138,162
71 Azores and Madeira Islands.....				224		224
72 Portuguese Africa.....						
73 Roumania.....	165	240	405	337	55	392
74 Russia in Asia.....	35,410	188,989	224,399	29,009	315,564	344,573
75 Russia in Europe.....						
76 San Domingo.....	73,580		73,580	846,539		846,539
77 Servia.....						
78 Siam.....	569	10,851	11,420	631		631
79 Spain.....	769,923	107,902	877,825	980,435	59,784	1,040,219
80 Canary Islands.....						
81 Spanish Africa.....		3,059	3,059		6,596	6,596
82 Sweden.....	109,597	34,363	143,960	165,832	41,764	207,596
83 Switzerland.....	2,156,101	28,800	2,184,901	2,575,474	55,420	2,630,894
84 Turkey in Africa (Tripoli).....	231,255	107,094	338,349	298,251	163,238	461,489
85 Turkey in Asia.....						
86 Turkey in Europe.....						
87 United States.....	102,138,457	80,552,531	182,690,988	133,026,137	100,045,018	233,071,155
88 Alaska.....						
89 Guam, Tuluaita & Wake Islands.....						
90 Hawaii.....	225	25,508	25,733	1,246	14,910	16,156
91 Philippine Islands.....	9,879	4	9,883	4,513	28,493	33,006
92 Porto Rico.....	2,798		2,798	41,271	990	42,261
93 Uruguay.....		135,458	135,458		78,139	78,139
94 Venezuela.....		79,772	79,772		53,885	53,885
95 Other Foreign Countries.....		4,049	4,049		21,016	21,016
Totals, Foreign Countries.....	123,527,884	89,983,658	213,511,542	160,210,990	113,327,698	273,538,688
Grand totals.....	185,329,094	114,439,072	299,768,166	241,961,556	143,873,547	385,835,103

SESSIONAL PAPER No. 10

following Countries during each Fiscal Year, 1909 to 1913.—*Concluded.*
and Bullion.)

1911.			1912.			1913.		
Dutiable.	Free.	Totals.	Dutiable.	Free.	Totals.	Dutiable.	Free.	Totals.
\$	\$	\$	\$	\$	\$	\$	\$	\$
7,553,299	2,533,900	10,087,199	7,998,895	3,147,844	11,146,739	10,277,322	4,196,511	14,473,833
453,220	427	453,647	564,377	240	564,617	556,394	225	556,619
687,482	334,323	1,021,805	776,133	424,321	1,200,454	1,334,108	502,200	1,836,308
1,173,171	1,251,767	2,424,938	1,689,443	1,209,668	2,899,111	1,753,544	1,384,990	3,138,534
9,372	485,396	494,968	15,045	994,672	1,009,717	37,045	3,105,536	3,142,581
990,911	850,004	1,840,915	1,167,072	1,276,194	2,443,266	1,474,547	1,745,243	3,219,790
1,787,630	30,453	1,818,083	1,317,426	54,543	1,371,969	3,602,959	252,022	3,854,981
2,952		2,952	24,865		24,865	81,965		81,965
	9,444	9,444		378	378	138		138
385,215	40,948	426,163	294,835	25,746	320,582	423,148	61,502	484,650
8,875		8,875	3,013		3,013	39,186	200	39,386
163,251	2,665	165,916	74,126		74,126	429,581		429,581
162,470	24,536	187,006	199,118	58,157	257,275	291,551	69,247	360,798
31		31	488		488	1,234		1,234
315	2,195	2,510	118	635	753	499	680	1,179
928		928	1,730		1,730	712		712
26,041	240,239	266,280	26,176	312,622	338,798	27,735	893,763	921,498
843,831		843,831	1,012,462	2,806	1,015,268	1,871,942		1,871,942
			270		270		4,074	4,074
1,567	42,177	43,744		25,649	25,649		40,517	40,517
1,062,224	65,310	1,127,534	1,203,986	99,721	1,303,707	1,165,704	55,178	1,220,882
241,002	40,855	281,857	262,994	74,731	337,725	407,056	68,155	475,211
3,100,207	49,580	3,149,787	3,459,720	47,477	3,507,197	4,344,293	68,440	4,412,733
445,557	101,920	547,477	412,626	26,341	438,967	347,900	113,662	461,562
3,218		9,218	10,358	23,439	33,797	60,080	14,235	74,315
161,535,448	122,789,873	284,325,321	204,870,045	137,349,086	342,219,131	288,989,870	160,960,173	449,950,043
262	139,854	140,116	1,200	61,072	62,272	24,738	38,671	63,409
4,685	21,124	25,809	16,881	17,311	34,192	28,555	18,171	46,726
7,900	30,401	38,301	3,863	66,020	69,883	4,795	19,323	24,118
48	140	188	153	635	788		99	99
5,800	500	6,300		314,511	314,511	684	160,191	160,875
	90,839	90,839		148,002	148,002	8,908	193,842	202,750
195,827,502	136,692,984	332,520,486	241,162,525	154,441,434	395,603,959	336,238,759	186,991,208	523,229,967
291,818,801	170,222,529	462,041,330	343,370,032	189,916,581	533,286,663	456,086,187	230,518,226	686,604,413

3 GEORGE V., A. 1913

No. 11—STATEMENT of the Exports from Canada to the following

(Excluding Coin)

COUNTRIES.	1909.			1910.		
	Canadian Produce.	Foreign Produce.	Totals.	Canadian Produce.	Foreign Produce.	Totals.
<i>British Empire.</i>	\$	\$	\$	\$	\$	\$
1 United Kingdom.....	126,384,724	7,360,399	133,745,123	139,482,945	10,147,543	149,630,488
2 Aden						
Africa :—						
3 British East.....	1,677,379	2,354	1,679,733	2,349,159	5,769	2,354,928
4 British South.....						
5 British West.....						
6 Bermuda.....	232,646	8,297	240,943	479,192	9,286	488,478
7 British China.....						
British East Indies :—						
8 British India.....	329,207	264	329,471	58,180	2,059	60,239
9 Straits Settlements.....						
10 Other British East Indies.....						
11 British Guiana.....	502,072	2,958	505,030	584,631	3,416	588,047
12 British Honduras.....	3,572		3,572	4,418	41	4,459
13 British West Indies.....	2,513,695	35,348	2,549,043	3,055,574	54,251	3,109,825
14 Falkland Islands.....						
15 Gibraltar.....	6,831		6,831	2,178		2,178
16 Hong Kong.....	785,058	2,960	788,018	508,551	487	509,038
17 Malta.....	8,159		8,159	11,473		11,473
18 Newfoundland and Labrador.....	3,392,168	159,374	3,551,542	3,806,962	163,990	3,970,952
Oceania :—						
19 Australia, Commonwealth of.....	2,752,207	16,842	2,769,049	3,561,075	22,372	3,583,447
20 New Zealand.....	993,939	2,962	996,901	887,058	3,491	890,549
21 Fiji.....	106,663	189	106,852	97,602	2,150	99,752
22 Other Oceania.....						
23 Other British Empire.....	9,702	59	9,761	48,459	2,400	50,859
Totals, British Empire.....	139,698,022	7,592,006	147,290,028	154,937,457	10,417,255	165,354,712
<i>Foreign Countries.</i>						
24 Argentine Republic.....	1,867,676	7,424	1,875,100	2,867,785	2,128	2,869,913
25 Austria-Hungary.....	15,000		15,000	60,466	42	60,508
26 Belgium.....	2,699,162	1,228,283	3,927,445	1,840,156	1,059,936	2,900,092
27 Bolivia.....	4,922		4,922	601		601
28 Brazil.....	682,496	3,009	685,505	823,402	415	823,817
Central American States :—						
29 Costa Rica.....	109,008		109,008	100,565	112	100,677
30 Guatemala.....						
31 Honduras.....						
32 Nicaragua.....						
33 Salvador.....						
34 Chile.....	116,197	10	116,207	242,717		242,717
35 China.....	1,021,772	783	1,022,555	1,249,189	973	1,250,162
36 Colombia.....	43,369		43,369	42,730	21	42,751
37 Cuba.....	1,338,004	15,438	1,403,442	1,667,399	69,986	1,737,385
38 Denmark.....	191,401	1,379	192,780	435,053		435,053
39 Danish West Indies.....	18,638	44	18,682	16,315	51	16,366
40 Greenland, Iceland, &c.....		462	462	191		191
41 Ecuador.....	6,279		6,279	6,705		6,705
42 Egypt and Soudan.....	19,479		19,479	27,497		27,497
43 France.....	2,341,507	834,589	3,176,096	2,601,097	39,551	2,640,648
44 French Africa.....	34,002		34,002	17,796		17,796
45 French Guiana.....						
46 French Oceania.....						
47 French West Indies.....	457		457	19,405		19,405
48 Madagascar.....						
49 St. Pierre and Miquelon.....	124,230	5,503	129,733	133,602	5,898	139,500

SESSIONAL PAPER No. 10

Countries during each Fiscal Year, 1909 to 1913.

(and Bullion.)

1911.			1912.			1913.		
Canadian Produce.	Foreign Produce.	Totals.	Canadian Produce.	Foreign Produce.	Totals.	Canadian Produce.	Foreign Produce.	Totals.
\$	\$	\$	\$	\$	\$	\$	\$	\$
132,156,924	4,806,047	136,962,971	147,240,413	4,592,966	151,833,379	170,161,903	7,820,099	177,982,002
			65		65	26		26
10,239		10,239	22,172		22,172	51,022	6	51,028
2,295,731	25,609	2,321,340	2,411,252	7,241	2,418,493	3,332,040	8,473	3,340,513
23,290		23,290	54,721		54,721	82,830		82,830
467,596	9,870	477,466	526,517	16,755	543,272	414,644	23,867	438,511
								7
57,612	2,196	59,808	156,335	633	156,968	226,184	416	226,600
67,955		67,955	131,647	168	131,815	228,606		228,606
6,611	150	6,761	19,675	121	19,796	7,243		7,243
614,070	8,665	622,735	576,365	7,171	583,536	627,244	3,236	630,480
9,673	125	9,798	9,063	128	9,191	10,252	147	10,399
3,991,490	121,780	4,113,270	3,967,748	66,677	4,034,425	3,915,172	45,453	3,960,625
								14
3,169		3,169	24,613		24,613	36,919		36,919
513,372	2,733	516,105	564,729	14,640	579,369	774,954	189	775,143
20,501		20,501	24,684		24,684	42,625		42,625
3,714,332	160,338	3,874,670	4,131,602	151,955	4,283,557	4,472,717	254,805	4,727,522
								15
3,900,212	25,380	3,925,592	3,924,023	22,992	3,947,015	3,954,481	41,506	3,996,387
999,277	5,093	1,004,370	1,330,762	10,070	1,340,832	1,694,408	3,685	1,698,093
115,388	1,579	116,967	125,615	144	125,759	144,898	641	145,539
						3,499		3,499
								23
148,967,442	5,169,565	154,137,007	165,242,001	4,891,661	170,133,662	190,181,667	8,202,923	198,384,590
3,021,537	171	3,021,708	2,975,908	76	2,975,984	2,251,855	11,969	2,263,824
152,463	4,468	156,931	55,662	203	55,865	154,165	429	154,594
1,908,357	865,087	2,773,444	2,851,044	881,178	3,732,222	4,241,568	567,429	4,808,997
3,712		3,712	2,855	7	2,862	4,634		4,634
1,032,829		1,032,829	760,910	12,778	773,688	974,462		974,462
								24
72,587	10	72,597	85,372	5,095	90,467	64,264	451	64,715
16,845		16,845	18,661	25	18,686	22,648		22,648
3,277	60	3,337	6,453		6,453	2,966	116	3,082
7,343	249	7,592	9,703	655	10,358	7,593	753	8,346
2,394		2,394	6,250	25	6,275	6,009		6,009
232,502		232,502	175,253		175,253	136,107		136,107
525,477	4,344	529,821	413,899	908	414,807	740,690	1,270	741,960
36,945	533	37,478	23,550		23,550	37,304	2,119	39,423
1,761,882	83,287	1,845,169	2,024,617	72,161	2,096,778	1,496,857	29,986	1,526,843
443,035		443,035	605,609	3,454	609,063	785,606		785,606
16,854	112	16,966	11,489	98	11,587	17,870	191	18,061
	1,466	1,466	50		50	21		21
6,774		6,774	8,510		8,510	14,638		14,638
14,044		14,044	5,904		5,904	35,947		35,947
2,535,304	246,788	2,782,092	2,048,768	74,937	2,123,705	2,357,154	207,449	2,564,603
29,921		29,921	223,521		223,521	65,409		65,409
1,147		1,147	1,021		1,021			
739		739	400		400			
5,626		5,626	12,141		12,141	30,161		30,161
								48
142,687	3,767	146,454	138,035	4,816	142,851	155,927	6,748	162,675

4 GEORGE V., A. 1914

No. 11—STATEMENT of the Exports from Canada to the following

(Excluding Coin

COUNTRIES.	1909.			1910.		
	Canadian Produce.	Foreign Produce.	Totals.	Canadian Produce.	Foreign Produce.	Totals.
<i>Foreign Countries.—Con.</i>	\$	\$	\$	\$	\$	\$
50 Germany.....	1,456,379	20,173	1,476,552	2,065,768	435,423	2,501,191
51 German Africa.....	15		15			
52 German Oceania.....						
53 Greece.....	875		875	1,424		1,424
54 Hayti.....	26,665		26,665	17,061		17,061
55 Italy.....	581,873	1,038,900	1,620,773	345,984	483,524	829,508
56 Japan.....	756,033	78	756,111	659,118	1,404	660,522
57 Korea.....	15,257		15,257	967		967
58 Liberia.....						
59 Mexico.....	810,043	6,972	817,015	895,934	9,023	904,957
60 Morocco.....						
61 Netherlands.....	913,177	329,553	1,242,730	1,376,807	561,045	1,937,852
62 Dutch East Indies.....	7,143		7,143	2,370		2,370
63 Dutch Guiana.....	20,949		20,949	34,354		34,354
64 Dutch West Indies.....	8,491		8,491	243		243
65 Norway.....	218,961		218,961	487,147		487,147
66 Panama.....	80,283	14	80,297	135,160	338	135,498
67 Paraguay.....						
68 Persia.....				274		274
69 Peru.....	108,452		108,452	15,737		15,737
70 Portugal.....	48,833		48,833	59,731		59,731
71 Azores and Maderia Islands.....	20,385		20,385			
72 Portuguese Africa.....	29,964		29,964	60,124		60,124
73 Roumania.....	60,581		60,581	69,564		69,564
74 Russia in Asia.....	720,888	542,356	1,263,244	598,435		598,435
75 Russia in Europe.....						
76 San Domingo.....	24,986		24,986	23,228		23,228
77 Servia.....				1,540		1,540
78 Siam.....	65		65	207		207
79 Spain.....	45,656	26	45,682	51,942	2	51,944
80 Canary Islands.....						
81 Spanish Africa.....	28,264		28,264	31,306	326	31,632
82 Sweden.....	58,139	14	58,153	111,672	25	111,697
83 Switzerland.....	6,012	1,065	7,077	6,185	3,995	10,180
84 Turkey in Africa (Tripoli).....	17,543		17,543	3,296		3,296
85 Turkey in Asia.....						
86 Turkey in Europe.....						
87 United States.....	85,334,806	5,687,581	91,022,387	104,199,675	6,414,652	110,614,327
88 Alaska.....						
89 Guam, Tuluia & Wake Islands.....						
90 Hawaii.....	46,528	2,000	48,528	79,190	604	79,794
91 Philippine Islands.....	129,862		129,862	169,037	178	169,215
92 Porto Rico.....	502,680		502,680	526,719	9,535	536,254
93 Uruguay.....	98,442	1,120	99,562	105,856		105,856
94 Venezuela.....	13,101		13,101	14,026		14,026
95 Other Foreign Countries.....	30,632		30,632	7,342		7,342
Totals, Foreign Countries.....	102,905,562	9,726,776	112,632,338	124,310,094	9,099,187	133,409,281
Grand totals.....	242,603,584	17,318,782	259,922,366	279,247,551	19,516,412	298,763,993

SESSIONAL PAPER No. 10

Countries during each Fiscal Year, 1909 to 1913—*Concluded.**and Bullion.)*

1911.			1912.			1913.		
Canadian Produce.	Foreign Produce.	Totals.	Canadian Produce.	Foreign Produce.	Totals.	Canadian Produce.	Foreign Produce.	Totals.
\$	\$	\$	\$	\$	\$	\$	\$	\$
2,028,649	634,368	2,663,017	3,577,847	237,067	3,814,914	3,049,105	353,289	3,402,394
192		192	104		104	349		349
			1,000		1,000	200		200
4,921	130,426	135,347	8,644		8,644	65,658		65,658
47,711	34	47,745	26,218		26,218	33,069		33,069
374,470	4,800	379,270	282,225	2,866	285,091	328,148	277,571	605,719
616,230	3,759	619,989	486,441	1,127	487,568	1,137,867	1,731	1,139,598
12,356		12,356	21,175		21,175	13,863		13,863
1,450		1,450	142		142	393		393
1,267,568	582	1,268,150	494,723	772	495,495	218,371	47	218,418
222		222	35		35			60
1,068,049	388,970	1,397,019	1,434,379	348,347	1,782,726	2,380,983	360,730	2,741,713
2,551		2,551	7,001		7,001	11,578		11,578
46,115	300	46,415	57,710		57,710	50,665		50,665
432		432	917		917	3,853		3,853
412,915	20	412,935	618,738	835	619,573	673,304	727	674,031
315,522	5,918	321,440	224,649	4,609	229,258	191,953	14,845	206,798
						397		397
						300		300
34,466		34,466	12,825	48	12,873	11,120		11,120
88,088		88,088	70,390		70,390	49,142		49,142
29,560		29,560	17,191		17,191	32,690		32,690
170,892	50	170,942	72,819		72,819	103,808		103,808
140,145	44	140,189	97,395		97,395	106,052		106,052
1,127		1,127						74
1,175,444		1,175,444	1,241,438	36	1,241,474	2,145,211	25	2,145,236
31,355		31,355	29,254		29,254	53,050		53,050
2,455		2,455	1,435		1,435	64		64
1,376		1,376	539		539			78
27,580	363	27,943	114,546	18	114,564	48,628		48,628
19,271		19,271	6,607		6,607	12,923		12,923
								81
108,623	360	108,983	129,309	5	129,314	121,582	540	122,122
17,545	5,128	22,673	16,329	3,189	19,518	7,599	7,753	15,352
						33,040		33,040
7,449		7,449	18,101		18,101	8,453	1,650	10,103
10,242		10,242	9,010	2,500	11,510	16,762		16,762
104,115,823	8,092,833	112,208,676	102,041,222	10,915,073	112,956,295	139,725,953	11,235,722	150,961,675
439,064	32,926	471,990	335,887	26,553	362,440	345,140	24,736	369,876
			100		100			89
142,677	90	142,767	133,147	564	133,711	76,498	125	76,623
58,305		58,305	22,431	93	22,524	75,404		75,404
504,005	2,759	506,764	689,424	196	689,620	609,375	2,431	611,806
77,010		77,010	191,642		191,642	160,636		160,636
32,995		32,995	22,982	319	23,301	65,892		65,892
								95
125,349,111	10,514,092	135,863,203	124,981,856	12,600,633	137,582,489	165,572,933	13,110,832	178,683,765
274,316,553	15,683,657	290,000,210	290,223,857	17,492,294	307,716,151	355,754,600	21,313,755	377,068,355

4 GEORGE V., A. 1914

No. 12—STATEMENT of the Imports of Coin and Bullion into Canada

Countries.	1909.			1910.		
	Dutiable.	Free.	Totals.	Dutiable.	Free.	Totals.
<i>British Empire.</i>	\$	\$	\$	\$	\$	\$
1 United Kingdom.....		843	843		13,873	13,873
2 Australia.....						
3 Bermuda.....						
4 Hong Kong.....		90	90		2,472	2,472
5 Newfoundland.....						
6 Other British Empire.....						
Totals, British Empire.....		933	933		16,345	16,345
<i>Foreign Countries.</i>						
7 Austria-Hungary.....						
8 China.....					550	550
9 France.....						
10 Germany.....		48	48			
11 Hawaii.....						
12 Japan.....		2,089	2,089		1,300	1,300
13 St. Pierre and Miquelon.....		15,000	15,000			
14 United States.....						
15 Alaska.....		9,970,372	9,970,372		5,999,394	5,999,394
16 Other Foreign Countries.....						
Totals, Foreign Countries.....		9,987,509	9,987,509		6,001,244	6,001,244
Grand totals.....		9,988,442	9,988,442		6,017,589	6,017,589

SESSIONAL PAPER No. 10

from the following Countries during each Fiscal Year, 1909 to 1913.

1911.			1912.			1913.		
Dutiable.	Free.	Totals.	Dutiable.	Free.	Totals.	Dutiable.	Free.	Totals.
\$	\$	\$	\$	\$	\$	\$	\$	\$
	1,797	1,797		810	810		7,231	7,231
	159	159						
	51	51						
	14,301	14,301		880	880		408	408
	775	775					800	800
	17,083	17,083		1,690	1,690		8,439	8,439
				56	56			
	96	96					3,916	3,916
				7	7			
				115	115			
	700	700		3,160	3,160			
	10,089,881	10,089,881		25,925,976	25,925,976		3,000	3,000
	98,450	98,450		102,877	102,877		5,372,512	5,372,512
							40,112	40,112
	10,189,127	10,189,127		26,032,191	26,032,191		5,419,540	5,419,540
	10,206,210	10,206,210		26,033,881	26,033,881		5,427,979	5,427,979

4 GEORGE V., A. 1914

No. 13—STATEMENT of the Exports of Coin and Bullion from Canada

Countries.	1909.			1910.		
	Canadian Produce.	Foreign Produce.	Totals.	Canadian Produce.	Foreign Produce.	Totals.
<i>British Empire.</i>	\$	\$	\$	\$	\$	\$
1 United Kingdom.....	2	250	252		3,619	3,619
2 Hong Kong.....		6,820	6,820		5,760	5,760
3 Newfoundland.....		751	751			
4 Other British Empire.....						
Totals, British Empire.....	2	7,821	7,823		9,379	9,379
<i>Foreign Countries.</i>						
5 China.....					40	40
6 Mexico.....					48,666	48,666
7 United States.....						
8 Alaska.....		1,581,970	1,581,970		2,536,451	2,536,451
9 Other Foreign Countries.....						
Totals, Foreign Countries.....		1,581,970	1,581,970		2,585,157	2,585,157
Grand totals	2	1,589,791	1,589,793		2,594,536	2,594,536

SESSIONAL PAPER No. 10

to the following Countries during each Fiscal Year, 1909 to 1913.

1911.			1912.			1913.		
Canadian Produce.	Foreign Produce.	Totals.	Canadian Produce.	Foreign Produce.	Totals.	Canadian Produce.	Foreign Produce.	Totals.
\$	\$	\$	\$	\$	\$	\$	\$	\$
.....	2,140	2,140	20,034	20,034
.....	5,785	5,785	1,970	1,970	1,470	1,470
.....	105	105	756	756	620	620
.....
.....	8,030	8,030	22,760	22,760	2,090	2,090
.....
.....
.....	7,188,125	7,188,125	7,578,339	7,578,339	16,148,707	16,148,707
.....	12,905	12,905
.....	7,188,125	7,188,125	7,578,339	7,578,339	16,161,612	16,161,612
.....	7,196,155	7,196,155	7,601,099	7,601,099	16,163,702	16,163,702

1
2
3
4

4 GEORGE V., A. 1914

No. 14—STATEMENT of the Aggregate Trade of Canada

(Including Coin

COUNTRIES.		1909.			1910.		
		Imports.	Exports.	Totals.	Imports.	Exports.	Totals.
<i>British Empire</i>		\$	\$	\$	\$	\$	\$
1	United Kingdom.....	70,556,738	133,745,375	204,302,113	95,679,877	149,634,107	245,313,984
2	Aden.....						
	<i>Africa:—</i>						
3	British East.....	901,190	1,679,733	2,580,923	926,980	2,354,928	3,281,908
4	British South.....						
5	British West.....						
6	Beranda.....		240,943	240,943		488,478	488,478
7	British China.....						
	<i>East Indies:—</i>						
8	British India.....	3,067,193	329,471	3,396,664	3,532,030	60,239	3,592,269
9	Straits Settlements.....						
10	Other British East Indies.....						
11	British Guiana.....	1,701,540	505,030	2,206,570	3,556,222	588,047	4,144,269
12	British Honduras.....	13,421	3,572	16,993	18,523	4,459	22,982
13	British West Indies.....	7,387,056	2,549,043	9,936,099	5,418,199	3,109,825	8,558,024
14	Falkland Islands.....						
15	Gibraltar.....		6,831	6,831		2,178	2,178
16	Hong Kong.....	185,532	794,838	980,370	246,842	514,798	761,640
17	Malta.....		8,159	8,159		11,473	11,473
18	Newfoundland and Labrador.....	1,639,230	3,552,293	5,191,523	1,468,099	3,970,952	5,439,051
	<i>Oceania:—</i>						
19	Australia, Commonwealth of.....	405,210	2,769,049	3,174,259	403,484	3,583,447	3,986,931
20	New Zealand.....	205,131	996,901	1,202,032	774,166	890,549	1,664,715
21	Fiji.....	187,723	106,852	294,575	250,521	99,752	350,273
22	Other Oceania.....						
23	Other British Empire.....	7,593	9,761	17,354	7,817	50,859	58,676
	Totals, British Empire.....	86,257,557	147,297,851	233,555,408	112,312,760	165,364,091	277,676,851
	<i>Foreign Countries.</i>						
24	Argentine Republic.....	1,637,578	1,875,100	3,512,678	2,181,554	2,869,913	5,051,467
25	Austria-Hungary.....	1,663,258	15,000	1,678,258	1,410,800	60,508	1,471,308
26	Belgium.....	1,851,847	3,927,445	5,779,292	3,250,903	2,900,092	6,150,995
27	Bolivia.....		4,922	4,922		601	601
28	Brazil.....	412,999	685,505	1,098,504	663,314	823,817	1,487,131
	<i>Central American States:—</i>						
29	Costa Rica.....	112,465	109,008	221,473	98,572	100,677	199,249
30	Guatemala.....						
31	Honduras.....						
32	Nicaragua.....						
33	Salvador.....						
34	Chile.....	175,576	116,207	291,783	166,695	242,717	409,412
35	China.....	640,651	1,022,555	1,663,206	802,748	1,250,202	2,052,950
36	Colombia.....	9,139	43,369	52,508	28,514	42,751	71,265
37	Cuba.....	496,485	1,403,442	1,899,927	841,209	1,737,385	2,578,594
38	Denmark.....	43,392	192,780	236,172	86,606	435,053	521,659
39	Danish West Indies.....	173	18,682	18,855	74,314	16,366	90,680
40	Greenland, Iceland, &c.....	3,560	462	4,022	3,839	191	4,030
41	Ecuador.....		6,279	6,279		6,705	6,961
42	Egypt and Soudan.....	30,908	19,479	50,387	48,105	27,497	75,602
43	France.....	8,028,806	3,176,096	11,204,902	10,170,903	2,640,648	12,811,551
44	French Africa.....	7,535	34,002	41,537	4,490	17,796	22,286
45	French Guiana.....						
46	French Oceania.....						
47	French West Indies.....		457	457	286	19,405	19,691
48	Madagascar.....						
49	St. Pierre and Miquelon.....	28,670	129,733	158,403	107,258	139,500	246,758

SESSIONAL PAPER No. 10

with the following Countries during each Fiscal Year, 1909 to 1913.

and Bullion.)

1911.			1912.			1913.			
Imports.	Exports.	Totals.	Imports.	Exports.	Totals.	Imports.	Exports.	Totals.	
\$	\$	\$	\$	\$	\$	\$	\$	\$	
110,586,801	136,965,111	247,551,912	117,192,431	151,853,413	269,045,844	139,653,587	177,982,002	317,635,589	1
2,871	2,871	11,316	65	11,381	24,114	26	24,140	2
6,229	10,239	16,468	242,415	22,172	264,587	4,598	51,028	55,626	3
223,017	2,321,340	2,544,357	142,129	2,418,493	2,560,622	267,689	3,340,513	3,608,202	4
3,382	23,290	26,672	54,721	54,721	139	82,830	82,969	5
9,025	477,466	486,491	8,996	543,272	552,268	34,736	438,511	473,247	6
89	89	7
2,777,334	59,808	2,837,142	2,837,077	156,968	2,994,045	4,673,279	226,600	4,899,879	8
229,145	67,955	297,100	435,920	131,815	567,735	521,994	228,606	750,600	9
1,368,008	6,761	1,374,769	1,748,468	19,796	1,768,264	1,727,028	7,243	1,734,271	10
3,793,201	622,735	4,415,936	5,004,630	583,536	5,588,166	3,384,434	630,480	4,014,914	11
85	9,798	9,883	114	9,191	9,305	296,122	10,399	306,521	12
6,469,382	4,113,270	10,582,652	5,545,861	4,034,425	9,580,286	6,058,959	3,960,625	10,019,584	13
1,117	1,117	710	710	14
39	3,169	3,208	176	24,613	24,789	175	36,919	37,094	15
599,448	521,890	1,121,338	789,929	581,339	1,371,268	895,488	776,613	1,672,101	16
3,716	20,501	24,217	2,471	24,684	27,155	2,619	42,625	45,244	17
1,819,082	3,874,775	5,693,857	1,842,046	4,284,313	6,126,359	2,058,097	4,728,142	6,786,239	18
512,918	3,925,592	4,438,510	425,781	3,947,015	4,372,796	438,669	3,996,387	4,435,056	19
913,608	1,004,370	1,917,978	1,323,543	1,340,832	2,664,375	3,066,585	1,698,093	4,764,678	20
219,430	116,967	336,397	130,381	125,759	256,140	270,078	145,539	415,617	21
.....	4,495	3,499	7,994	22
129,537,927	154,145,037	283,682,964	137,684,394	170,156,422	307,840,816	163,382,885	198,386,680	361,769,565	23
2,304,957	3,021,708	5,326,665	3,007,569	2,975,984	5,983,553	4,168,206	2,263,824	6,432,030	24
1,347,565	156,931	1,504,496	1,533,275	55,865	1,589,140	1,674,349	154,594	1,828,943	25
3,630,340	2,773,444	6,403,784	3,682,760	3,732,222	7,414,982	4,096,432	4,808,997	8,905,429	26
.....	3,712	3,712	2,862	2,862	58	4,634	4,692	27
924,047	1,032,829	1,956,876	1,103,821	773,688	1,877,509	1,296,357	974,462	2,270,819	28
26,833	72,597	99,430	41,567	90,467	132,034	27,036	64,715	91,751	29
59,011	16,845	75,856	71,164	18,686	89,850	155,896	22,648	178,544	30
.....	3,337	3,337	6,453	6,453	3,082	3,082	31
.....	7,592	7,592	22,572	10,358	32,930	714	8,346	9,060	32
19,167	2,394	21,561	55,003	6,275	61,278	6,009	6,009	33
419,063	232,502	651,565	305,668	175,253	480,921	624,966	136,107	761,073	34
685,912	529,821	1,215,733	611,311	414,807	1,026,118	764,651	741,960	1,506,611	35
114,846	37,478	152,324	100,641	23,550	124,191	139,852	39,423	179,275	36
1,055,654	1,845,169	2,900,823	1,770,874	2,096,778	3,867,652	2,745,572	1,526,843	4,272,415	37
88,251	443,035	531,286	48,309	609,063	657,372	118,934	785,606	904,590	38
149,932	16,966	166,898	78,382	11,587	89,969	241,411	18,061	259,472	39
4,488	1,466	5,954	3,734	50	3,734	1,585	21	1,606	40
13,650	6,774	20,424	17,399	8,810	26,209	8,337	14,638	22,975	41
34,931	14,044	48,975	5,904	53,959	50,330	35,947	35,947	86,277	42
11,755,403	2,782,092	14,537,495	11,885,706	2,123,705	14,009,411	15,532,144	2,564,603	18,096,747	43
3,828	29,921	33,749	9,180	223,521	232,701	5,457	65,409	70,866	44
.....	1,147	1,147	1,021	1,021	45
.....	739	739	55	400	453	46
.....	5,626	5,626	616	12,141	12,757	30,161	30,161	47
40	40	1,896	1,896	11,372	11,372	48
40,677	146,454	187,131	32,581	142,851	175,432	18,464	162,675	181,139	49

4 GEORGE V., A. 1914

No. 14—STATEMENT of the Aggregate Trade of Canada with the
(Including Coin

COUNTRIES.	1909.			1910.		
	Imports.	Exports.	Totals.	Imports.	Exports.	Totals.
	\$	\$	\$	\$	\$	\$
<i>Foreign Countries—Con</i>						
50 Germany	6,001,454	1,476,552	7,478,006	7,958,264	2,501,191	10,459,455
51 German Africa.....		15	15			
52 German Oceania.....						
53 Greece.....	340,965	875	341,840	396,802	1,424	398,226
54 Hayti.....		26,665	26,665		17,061	17,061
55 Italy.....	757,732	1,620,773	2,378,505	945,243	829,508	1,774,751
56 Japan.....	1,989,917	756,111	2,746,028	2,202,609	660,522	2,863,131
57 Korea.....		15,257	15,257		967	967
58 Liberia.....						
59 Mexico.....	315,334	817,015	1,132,349	559,122	953,623	1,512,745
60 Morocco.....						
61 Netherlands.....	1,301,604	1,242,730	2,544,334	1,980,119	1,937,852	3,917,971
62 Dutch East Indies.....	584,982	7,143	592,125	327,064	2,370	329,434
63 Dutch Guiana.....	25,907	20,949	46,856		34,354	34,354
64 Dutch West Indies.....	6,317	8,491	14,808	10,501	243	10,744
65 Norway.....	126,755	218,961	345,716	168,299	487,147	655,446
66 Panama.....		80,297	80,297		135,498	135,498
67 Paraguay.....						
68 Persia.....	8,973		8,973	17,636	274	17,910
69 Peru.....	250	108,452	108,702	41,580	15,737	57,317
70 Portugal.....	118,868	48,833	167,701	138,162	59,731	197,893
71 Azores and Madeira Islands.....		20,385	20,385	224		224
72 Portuguese Africa.....		29,964	29,964		60,124	60,124
73 Roumania.....	405	60,581	60,986	392	69,564	69,956
74 Russia in Asia.....	224,399	1,263,244	1,487,643	344,373	598,435	943,008
75 Russia in Europe.....						
76 San Domingo.....	73,580	24,986	98,566	846,539	23,228	869,767
77 Servia.....					1,540	1,540
78 Siam.....	11,420	65	11,485	631	207	838
79 Spain.....	877,825	45,682	923,507	1,040,219	51,944	1,092,163
80 Canary Islands.....						
81 Spanish Africa.....	3,059	28,264	31,323	6,596	31,632	38,228
82 Sweden.....	143,960	58,153	202,113	207,596	111,697	319,293
83 Switzerland.....	2,184,901	7,077	2,191,978	2,630,894	10,180	2,641,074
84 Turkey in Africa (Tripoli).....	338,349	17,543	355,892	461,489	3,296	464,785
85 Turkey in Asia.....						
86 Turkey in Europe.....						
87 United States.....	192,661,360	92,604,357	285,265,717	239,070,549	113,150,778	352,221,327
88 Alaska.....						
89 Guam, Tuluia & Wake Islands.....						
90 Hawaii.....	25,733	48,528	74,261	16,156	79,794	95,950
91 Philippine Islands.....	9,883	129,862	139,745	33,006	169,215	202,221
92 Porto Rico.....	2,798	502,680	505,478	42,261	536,254	578,515
93 Uruguay.....	135,458	99,562	235,020	78,139	105,856	183,995
94 Venezuela.....	79,772	13,101	92,873	53,885	14,026	67,911
95 Other Foreign Countries.....	4,049	30,632	34,681	21,016	7,342	28,358
Totals, Foreign Countries.....	223,499,051	114,214,308	337,713,359	279,539,932	135,994,438	415,534,370
Grand totals.....	309,756,608	261,512,159	571,268,767	391,852,692	301,358,529	693,211,221

SESSIONAL PAPER No. 10

following Countries during each Fiscal Year, 1909 to 1913—*Concluded.*
and Bullion.)

1911.			1912.			1913.		
Imports.	Exports.	Totals.	Imports.	Exports.	Totals.	Imports.	Exports.	Totals.
\$	\$	\$	\$	\$	\$	\$	\$	\$
10,087,199	2,663,017	12,750,216	11,146,746	3,814,914	14,961,660	14,473,833	3,402,394	17,876,227
	192	192		104	104		349	349
			12	1,000	1,012		200	200
453,647	135,347	588,994	564,617	8,644	573,261	556,619	65,658	622,277
5	47,745	47,750	28	26,218	26,246		33,069	33,069
1,021,805	379,270	1,401,075	1,200,454	285,091	1,485,545	1,836,308	605,719	2,442,027
2,425,638	619,989	3,045,627	2,902,271	487,568	3,389,839	3,138,534	1,139,598	4,278,132
	12,356	12,356	70	21,175	21,245		13,863	13,863
	1,450	1,450		142	142		393	393
494,968	1,268,150	1,763,118	1,009,717	495,495	1,505,212	3,142,581	218,418	3,360,999
	222	222		35	2,535		1,667	1,667
1,840,915	1,397,019	3,237,934	2,443,266	1,782,726	4,225,992	3,219,790	2,741,713	5,961,503
1,818,083	2,551	1,820,634	1,371,969	7,001	1,378,970	3,854,981	11,578	3,866,559
2,952	46,415	49,367	24,865	57,710	82,575	81,965	50,665	132,630
9,444	432	9,876	378	917	1,295	138	3,853	3,991
426,163	412,935	839,098	320,582	619,573	940,155	484,650	674,031	1,158,681
	321,440	321,440		229,258	229,258		206,798	206,798
							397	397
8,875		8,875	3,013		3,013	39,386	300	39,686
163,916	34,466	200,382	74,126	12,873	86,999	429,581	11,120	440,701
187,006	88,088	275,094	257,275	70,390	327,665	360,798	49,142	409,946
31	29,560	29,591	488	17,191	17,679	1,234	32,690	33,924
	170,942	170,942		72,819	72,819		103,808	103,808
2,510	140,189	142,699	753	97,395	98,148	1,179	106,052	107,231
928	1,127	2,055	1,736		1,730	712		712
266,280	1,175,444	1,441,724	338,798	1,241,474	1,580,272	921,498	2,145,236	3,066,734
843,831	31,335	875,166	1,015,268	29,254	1,044,522	1,871,942	53,050	1,924,992
	2,455	2,455	270	1,435	1,705	4,074	64	4,138
43,744	1,376	45,120	25,649	539	26,188	40,517		40,517
1,127,534	27,943	1,155,477	1,303,707	114,564	1,418,271	1,220,882	48,628	1,269,510
	19,271	19,271		6,607	6,607		12,923	12,923
								81
281,857	108,983	390,840	337,725	129,314	467,039	475,211	122,122	597,333
3,149,787	22,673	3,172,460	3,507,197	19,518	3,526,715	4,412,733	15,352	4,428,085
			27		27		33,040	33,040
547,477	7,449	554,926	438,967	18,101	457,068	461,562	10,103	471,665
9,218	10,242	19,460	33,797	11,510	45,307	74,315	16,762	91,077
294,415,202	119,396,801	413,812,003	368,145,107	120,534,634	488,679,741	455,322,555	167,110,382	622,432,937
238,566	471,990	710,556	165,149	362,440	527,589	103,521	382,781	486,302
				100	100			89
25,809	142,767	168,576	34,307	133,711	168,018	46,726	76,623	123,349
38,301	58,305	96,606	69,883	22,524	92,407	24,118	75,404	99,522
188	506,764	506,952	788	689,620	690,408	99	611,806	611,905
6,300	77,010	83,310	314,511	191,642	506,153	160,875	160,636	321,511
90,839	32,995	123,834	148,002	23,301	171,303	202,750	65,892	268,642
								95
342,709,613	143,051,328	485,760,941	421,636,150	145,160,828	566,796,978	528,649,507	194,845,377	723,494,884
472,247,540	297,196,365	769,443,905	559,320,544	315,317,250	874,637,794	692,032,392	393,232,057	1,085,264,449

No. 15—STATEMENT, by Countries, of the Imports Entered for Consumption into Canada, with Duty Collected thereon under the General, Preferential, Surtax and Treaty Tariffs, during each Fiscal Year, 1910 to 1913.

	1910.				1911.				1912.				1913.			
	Tariff.				Tariff.				Tariff.				Tariff.			
	General.	Preferential.	Surtax.		General.	Preferential.	Treaty.		General.	Preferential.	Treaty.		General.	Preferential.	Treaty.	
British Empire—																
United Kingdom.....	8,941,380	61,982,775	898,836		9,188,410	72,274,407	3,049,018		9,503,948	76,338,907	3,071,346		11,241,875	92,280,139	4,588,851	
Africa—British East.....					193	473,557			242,415				1,835	2,743		
British South.....	3,961	983,246			2,675	35,003				81	40,340		634	86,035		
British West.....																
Australia.....	189,475				232,969		11,688		226,851		31,820		222,396		29,018	
British Guiana.....	17,850	2,960,121			14,329	3,374,130			16,894	5,304,561			20,179	3,528,759		
British West Indies.....	104,773	3,914,009			55,652	5,294,771	6		60,627	4,303,657			38,683	4,249,758	1	
East Indies—British India.....					118,944	778,253			73,120	1,130,103			23,114	132,712		
Str. Settlements.....	29,260	678,785			18,397	120,073			8,134	169,753			15,091	236,883		
Other E. Indies.....					4,384	18,866			3,427	48,165			3,879	49,670		
Fiji.....		185,547			75	353,282			7	192,907				269,845		
Hong-Kong.....	243,224				481,092		544		484,393		25,076		452,871		73,243	
Newfoundland.....	37,160				34,222				17,622				11,285			
New Zealand.....	6,922	6,190			36,981	84,635			46,789	530,437			15,363	1,586,262		
Other British Empire.....	2,366				2,637				3,828		124		6,807	1,344	357	
Totals, British Empire.....	9,576,321	70,710,673	898,836		10,210,960	82,806,997	3,051,256		10,688,138	88,058,830	3,728,366		12,054,040	102,374,150	4,686,470	
Foreign Countries:—																
Austria-Hungary.....	1,303,047		8,869		892,574		364,954		977,727		516,597		453,556		628,168	
Belgium.....	2,097,366		12,918		2,452,511		222,619		2,284,487		340,678		2,096,918		438,871	
France.....	8,500,851		17,826		4,390,615		4,985,236		4,401,296		5,223,761		5,324,789		6,352,913	
Germany.....	1,484,014		4,009,478		7,513,474				7,984,629				10,082,199			
Holland.....	941,966		1,840		976,207		10,947		1,115,488		54,516		1,419,438		33,379	
Italy.....	492,708		19		508,811		119,011		534,231		188,251		792,328		419,043	
Japan.....	965,586		317		530,963		639,594		692,198		610,009		1,422,204		695,942	
Norway.....	158,661				229,077		136,684		139,137		151,790		139,511		287,095	
Spain.....	959,562				718,204		370,574		768,254		404,719		698,053		505,170	
Sweden.....	165,723		660		138,375		44,485		152,921		102,082		283,178		121,045	
Switzerland.....	2,545,536		2,902		577,308		2,476,622		612,068		2,798,461		753,055		3,496,207	
United States.....					153,067				196,886				273,330			
Alaska.....	118,454,398		379,835		262				300				7,896			

SESSIONAL PAPER No. 10

Other Foreign Countries	3,574,475	25	5,188,907	14,933	5,917,506	21,469	9,191,135	40,638
Totals, Foreign Countries	141,643,833	4,434,683	177,239,320	9,405,079	222,410,393	10,412,383	309,474,754	13,017,471
Grand totals	151,220,154	5,333,519	187,450,480	82,806,997	233,104,531	88,058,830	321,528,794	17,703,941
	227,264,346		282,723,812		335,304,060		441,006,885	
DUTY COLLECTED.								
British Empire :—								
United Kingdom	4,575,598	332,567	4,971,451	15,065,931	719,429	5,628,245	15,886,720	822,075
Africa—British East			24	82,830		58,175	4,103	
British South	449		539	3,500		16		
British West								
Australia	59,451		79,892		2,915	86,074	70,704	7,933
British Guiana	140,441		142,279	637,893		170,045	976,566	
British West Indies	76,069		67,630	1,034,967	1	199,972	904,921	
East Indies—British India			11,083	67,191		12,634	88,821	
Str. Settlements	7,494		3,364	30,562		3,321	39,259	
Other E. Indies			808	5,700		997	12,749	
Fiji			23	75,637		2	45,476	
Hong-Kong	171,456		278,130		177	305,449		
Newfoundland	8,364		5,819			3,078		
New Zealand	1,483		6,041	10,968		7,254	60,104	
Other British Empire	4,385		3,945			3,482		
Totals, British Empire	5,045,220	332,567	5,573,028	17,015,179	722,522	6,378,744	18,018,719	825,526
Foreign Countries :—								
Austria-Hungary	365,064	4,012	233,325		100,464	227,202		134,572
Belgium	516,020	4,706	482,159		57,516	434,757		86,478
France	3,262,358	6,621	2,180,681		1,162,274	2,258,058		1,178,890
Germany	384,248	1,550,275	2,153,180			2,246,745		2,881,497
Holland	1,874,680	720	2,049,650		2,802	15,293		15,293
Italy	136,164	5	144,917		31,067	256,160		256,160
Japan	309,934	127	179,498		165,516	45,563		223,414
Norway	57,116		61,167			15,125		430,978
Spain	290,269		125,940		120,905	37,065		54,913
Sweden	41,910	257	50,973		110,626	113,417		114,220
Switzerland	629,290	845	117,288		39,049	74,982		25,880
United States	29,385,306	130,531	37,854,728		527,704	128,290		142,328
Alaska						49,177,584		68,929,805
Other Foreign Countries	1,447,148	8	1,762,146		3,747	1,597		1,597
Totals, Foreign Countries	38,719,516	1,698,107	47,393,531		2,229,379	59,382,555		5,386
Grand totals	43,764,736	2,030,674	52,968,559	17,015,179	2,951,901	65,761,299	18,018,719	3,273,572
	60,709,707		72,935,639			87,053,590		114,501,671

No. 16—STATEMENT showing by Countries (a) the Amount of Merchandise other than of United States Origin Imported into Canada via the United States, (b) the Amount of Merchandise Imported into Canada otherwise than via the United States and Imports from United States and (c) the Total Imports of Merchandise into Canada during the Fiscal Years ended March 31, 1911, 1912 and 1913.

COUNTRIES WHENCE IMPORTED.	IMPORTS, 1911.			IMPORTS, 1912.			IMPORTS, 1913.		
	(a)	(b)	(c)	(a)	(b)	(c)	(a)	(b)	(c)
	via United States.	Otherwise.	Totals.	via United States.	Otherwise.	Totals.	via United States.	Otherwise.	Totals.
<i>British Empire.</i>									
1 United Kingdom.....	8,379,152	102,205,882	110,585,004	8,561,574	108,630,047	117,191,621	9,104,260	130,542,096	139,646,356
2 Aden.....	2,871	2,871	1,271	10,045	11,316	24,114	24,114
3 Africa :—
4 British East.....	6,229	6,229	242,415	242,415	2,853	1,745	4,598
5 British South.....	30,007	193,010	223,017	73,921	68,208	142,129	247,172	20,517	267,689
6 British West.....	3,382	3,382	12,468	(—) 12,329	139
7 Bermuda.....	4,767	4,207	8,974	365	8,631	8,996	150	34,586	34,736
8 British China.....	89	89
9 British East Indies :—
10 British India.....	770,422	2,006,412	2,777,334	787,667	2,049,410	2,837,077	1,930,402	2,742,877	4,673,279
11 Straits Settlements.....	33,002	1,46,143	2,25,145	109,769	326,151	435,920	97,721	424,273	521,994
12 Other British East Indies.....	632,432	735,576	1,368,008	1,309,501	348,967	1,748,468	1,761,408	(—) 134,380	1,727,028
13 British Guiana.....	873,382	2,919,819	3,793,201	1,339,511	3,663,119	5,004,630	1,273,774	2,110,660	3,384,434
14 British Honduras.....	14	71	85	114	114	296,122	296,122
15 British West Indies.....	330,185	6,139,197	6,469,382	381,276	5,164,585	5,545,861	663,185	5,395,774	6,058,959
16 Falkland Islands.....	1,117	1,117	1,117	710	710
17 Gibraltar.....	39	39	176	176	175	175
18 Hong Kong.....	62,634	522,513	585,147	3,097	783,952	789,049	10,025	885,055	895,080
19 Malta.....	3,716	3,716	2,471	2,471	249	2,370	2,619
20 Newfoundland and Labrador.....	243	1,818,064	1,818,307	1,842,046	1,842,046	2,037,297	2,037,297
21 Oceania :—
22 Australia, Commonwealth of.....	14,749	498,010	512,759	27,296	398,555	425,781	7,466	431,203	438,669
23 New Zealand.....	7,713	905,895	913,608	192,498	1,131,045	1,323,543	224,606	2,841,979	3,066,585
24 Fiji.....	270,078	270,078
25 Other Oceania.....	219,430	219,430	130,381	130,381	4,495	4,495
26 Other British Empire.....
Totals, British Empire.....	11,139,202	118,381,642	129,520,844	12,877,676	124,803,028	137,682,704	15,335,739	148,038,707	163,374,446

SESSIONAL PAPER No. 10

Foreign Countries.

24	Argentine Republic.....	643,368	1,661,389	2,304,957	1,429,649	1,587,470	3,007,569	2,871,692	1,206,514	4,168,206
25	Austria-Hungary.....	135,190	1,212,375	1,347,565	483,696	1,049,523	1,533,219	260,243	1,414,106	1,674,349
26	Belgium.....	263,633	3,366,767	3,636,340	231,241	3,451,519	3,682,760	216,402	3,880,630	4,096,432
27	Bolivia.....	58	58
28	Brazil.....	304,267	619,780	924,047	329,804	774,017	1,103,821	460,747	835,610	1,296,357
Central American States:—										
29	Costa Rica.....	1,911	24,922	26,833	3,161	38,406	41,567	14,033	13,003	27,036
30	Guatemala.....	20,152	38,859	59,011	9,107	62,057	71,164	84,631	71,265	155,896
31	Honduras.....
32	Nicaragua.....
33	Salvador.....
34	Chile.....	19,167	19,167	12,416	22,572	22,572	714	714
35	China.....	15,039	419,065	419,065	42,587	35,003
36	Colombia.....	76,048	640,873	685,912	49,712	305,668	305,668	624,966	624,966	624,966
37	Cuba.....	322,251	38,798	114,846	52,246	561,509	611,311	87,171	677,480	764,631
38	Denmark.....	48,574	733,403	1,055,654	1,142,184	48,375	100,641	79,080	60,772	139,852
39	Danish West Indies.....	92,400	39,677	88,251	30,332	628,690	1,770,874	1,792,498	953,674	2,745,572
40	Greenland, Iceland, &c.....	57,632	149,932	17,977	48,309	58,378	60,606	118,984
41	Ecuador.....	6,423	4,488	4,488	16,093	3,734	78,382	139,155	82,256	241,411
42	Egypt and Soudan.....	13,522	21,409	34,931	22,407	1,306	17,349	3,392	4,945	8,337
43	France.....	802,794	10,952,613	11,753,307	651,547	25,648	48,055	8,696	41,634	50,330
44	French Africa.....	165	3,662	3,828	6,858	11,234,159	11,885,706	855,778	14,672,450	15,328,228
45	French Oceania.....	2,322	9,180	111	5,346	5,457
46	French West Indies.....	55	55
47	Madagascar.....	40	40	2,228	616	616	548	(—) 548
48	St. Pierre and Miquelon.....	40,677	40,677	(—) 332	1,896	11,372	11,372
49	Germany.....	2,521,342	7,565,857	10,087,199	2,629,176	32,581	32,581	15,464	15,464	15,464
50	German Africa.....	8,517,563	11,146,739	2,939,446	11,534,387	14,473,833
51	German Oceania.....
52	Greece.....	101,795	351,852	453,617	67,298	12	12	504,341	556,619
53	Italy.....	5	5	497,319	564,617	52,278
54	Japan.....	382,981	638,824	1,021,805	349,175	28	28	1,261,389	1,836,308
55	Korea.....	111,966	2,312,972	2,424,938	76,585	851,279	1,200,454	574,919	3,042,491	3,138,531
56	Libania.....	2,822,526	2,899,111	96,043
57	Mexico.....	46,555	448,413	494,968	10,434	70	70
58	Morocco.....	1,009,717	1,009,717	81,141	3,061,440	3,142,581
59	Netherlands.....	116,031	1,724,884	1,840,915	114,865	999,263	2,500	1,667	1,667	1,667
60	Dutch East Indies.....	1,031,047	1,801,047	1,818,083	401,290	2,328,401	2,443,266	221,819	2,997,371	3,219,790
61	Dutch Guinea.....	6,431	(—) 3,479	2,952	44,611	970,679	1,371,969	21,733	3,833,248	3,834,981
62	Dutch West Indies.....	833	8,611	9,444	1,662	(—) 19,746	24,865	40,920	41,045	81,965
63	Norway.....	29,987	396,176	426,163	42,234	(—) 1,284	378	86,207	(—) 86,069	138
64	Panama.....	278,348	320,582	30,036	454,614	484,630
65	Paraguay.....
66	Persia.....	7,993	882	8,875	1,003	2,010	3,013	801	38,585	39,386
67	Peru.....	165,916	165,916	98,560	(—) 24,434	74,126	429,581	429,581	429,581

No. 16—STATEMENT showing by Countries the (a) Amount of Merchandise other than of United States Origin Imported into Canada via the United States, &c.—*Concluded*.

COUNTRIES WHENCE IMPORTED.	IMPORTS, 1911.				IMPORTS, 1912.				IMPORTS, 1913.			
	(a)	(b)	(c)	via United States.	(a)	(b)	(c)	via United States.	(a)	(b)	(c)	Totals.
	via United States.	Otherwise.	Totals.		via United States.	Otherwise.	Totals.		via United States.	Otherwise.	Totals.	
Foreign Countries—Con.												
70 Portugal.....	10,077	176,929	187,006	18,659	238,616	257,275	37,258	323,540	360,798			
71 Azores and Madeira Islands.....		31	31		488	488		1,284	1,284			
72 Portuguese Africa.....												
73 Roumania.....	3,697	(—) 1,187	2,510		753	753	102	1,077	1,179			
74 Russia in Asia.....		928	928		1,730	1,730		712	712			
75 Russia in Europe.....	16,085	250,195	266,280	138,700	200,098	338,798	162,817	758,681	921,498			
76 San Domingo.....	683,401	160,430	843,831	311,600	703,668	1,015,268	1,045,172	826,770	1,871,942			
77 Servia.....				270		270	4,074		4,074			
78 Siam.....		43,744	43,744		25,649	25,649		40,517	40,517			
79 Spain.....	102,781	1,024,753	1,127,534	52,887	1,250,820	1,303,707	91,161	1,129,721	1,220,882			
80 Canary Islands.....												
81 Spanish Africa.....												
82 Sweden.....	77,671	204,186	281,857	75,019	262,706	337,725	62,067	413,144	475,211			
83 Switzerland.....	97,294	3,052,493	3,149,787	81,985	3,425,212	3,507,197	64,333	4,348,400	4,412,733			
84 Turkey in Africa (Tripoli).....					27	27						
85 Turkey in Asia.....	62,036	485,441	547,477	10,838	428,129	438,967	3,395	458,167	461,562			
86 Turkey in Europe.....	38,639	(—) 29,421	9,218	54,407	(—) 20,610	33,797	193,670	(—) 119,355	74,315			
87 United States.....		284,325,321	284,325,321		342,219,131	342,219,131		449,950,043	449,950,043			
88 Alaska.....		140,116	140,116		62,272	62,272		63,409	63,409			
89 Guam, Tutuila and Wake Islands.....												
90 Hawaii.....	108	25,701	25,809		34,192	34,192	6,847	39,879	46,726			
91 Philippine Islands.....	496	37,805	38,301		69,883	69,883	11,213	12,905	24,118			
92 Porto Rico.....		188	188		788	788		99	99			
93 Uruguay.....		(—) 37,311	6,300	27,812	286,699	314,511	23,057	137,818	160,875			
94 Venezuela.....	43,611	43,674	90,839	72,235	75,767	148,002	121,507	81,243	202,750			
95 Other Foreign Countries.....	47,165											
Totals, Foreign Countries.....	7,301,749	325,218,737	332,520,486	9,144,476	386,459,483	395,603,959	12,925,285	510,304,682	523,229,967			
Grand totals.....	18,440,951	443,600,379	462,041,330	22,022,152	511,264,511	533,286,663	28,261,024	658,343,389	686,604,413			

SESSIONAL PAPER No. 10

No. 17.—STATEMENT showing by Countries (a) the Amount of Merchandise other than of United States origin Exported from Canada via the United States, (b) the Amount of Merchandise Exported from Canada otherwise than via the United States and Exports to United States and (c) the Total Exports of Merchandise from Canada during the Fiscal Years ended March 31, 1911, 1912 and 1913.

COUNTRIES TO WHICH EXPORTED.	EXPORTS, 1911.			EXPORTS, 1912.			EXPORTS, 1913.		
	(a)	(b)	(c)	(a)	(b)	(c)	(a)	(b)	(c)
	via United States.	Otherwise.	Totals.	via United States.	Otherwise.	Totals.	via United States.	Otherwise.	Totals.
<i>British Empire.</i>									
1 United Kingdom.....	40,447,265	96,515,706	136,962,971	55,332,356	96,501,023	151,833,379	72,301,342	105,680,660	177,982,002
2 Aden.....				65		65	26		26
<i>Africa.</i>									
3 British East.....	7,183	3,056	10,239	8,075	13,497	22,172	31,365	19,663	51,028
4 British South.....	188,086	2,133,254	2,321,340	183,187	2,230,306	2,418,493	151,236	3,189,277	3,340,513
5 British West.....	966	22,334	23,290	3,615	51,106	54,721	25,801	57,029	82,830
6 Bermuda.....	105,615	371,851	477,466	68,383	474,889	543,272	56,359	382,152	438,511
7 British China.....									
<i>British East Indies:—</i>									
8 British India.....	49,728	10,080	59,808	140,227	16,741	156,968	196,030	30,370	226,600
9 Straits Settlements.....	35,118	32,837	67,955	40,292	91,523	131,815	139,358	89,248	228,606
10 Other British East Indies.....	3,977	2,784	6,761	15,477	4,319	19,796	5,555	1,688	7,243
11 British Guiana.....	38,372	584,363	622,735	33,779	547,757	583,536	57,519	572,961	630,480
12 British Honduras.....	10,493	(—)	9,798	7,010	2,131	9,191	10,550	(—)	10,389
13 British West Indies.....	1,378,808	2,734,462	4,113,270	1,127,181	2,907,244	4,034,425	1,190,786	2,763,839	3,960,625
14 Falkland Islands.....									
15 Gibraltar.....	3,169		3,169	24,618	(—) 5	24,613	36,919		36,919
16 Hong Kong.....	3,875	512,230	516,105	46,833	532,536	579,369		775,143	775,143
17 Malta.....	14,586	5,915	20,501	15,587	9,097	24,684	24,188	18,437	42,625
18 Newfoundland and Labrador.....	68,843	3,806,827	3,875,670	34,635	4,248,922	4,283,557	42,632	4,684,890	4,727,522
<i>Oceania:—</i>									
19 Australia, Commonwealth of.....	1,697,978	2,227,614	3,925,592	1,557,857	2,889,138	3,947,015	1,299,068	2,697,319	3,996,387
20 New Zealand.....	303,755	700,615	1,004,370	165,869	1,174,963	1,340,832	248,043	1,450,050	1,698,093
21 Fiji.....									
22 Other Oceania.....	3,513	113,454	116,967	999	124,760	125,759	619	144,920	145,539
23 Other British Empire.....								3,499	3,499
Totals, British Empire.....	44,361,320	109,775,687	154,137,007	58,813,645	111,320,017	170,133,662	75,817,396	122,567,194	198,384,590

No. 17—STATEMENT showing by Countries (a) the Amount of Merchandise other than of United States origin Exported from Canada via the United States, &c.—*Concluded*.

COUNTRIES TO WHICH EXPORTED.	EXPORTS, 1911.			EXPORTS, 1912.			EXPORTS, 1913.		
	(a)	(b)	(c)	(a)	(b)	(c)	(a)	(b)	(c)
	via United States. \$	Otherwise. \$	Totals. \$	via United States. \$	Otherwise. \$	Totals. \$	via United States. \$	Otherwise. \$	Totals. \$
<i>Foreign Countries.</i>									
24 Argentine Republic.....	1,895,136	1,126,572	3,021,708	1,622,897	1,353,087	2,975,984	1,276,693	987,131	2,263,824
25 Austria-Hungary.....	163,579	(—) 6,648	136,931	55,040	825	55,865	147,148	7,446	154,594
26 Belgium.....	208,444	2,565,000	2,773,444	227,494	* 3,504,728	3,732,222	207,622	4,601,375	4,808,997
27 Bolivia.....	3,712	3,712	2,149	2,862	3,538	1,096	4,634
28 Brazil.....	587,369	445,460	1,032,829	426,079	347,609	773,688	478,113	496,349	974,462
Central American States :—									
29 Costa Rica.....	53,658	18,939	72,597	57,649	32,818	90,467	72,718	(—) 8,003	64,715
30 Guatemala.....	16,979	(—) 134	16,845	16,982	1,704	18,686	23,810	(—) 1,162	22,648
31 Honduras.....	3,141	196	3,337	6,153	300	6,453	2,893	189	3,082
32 Nicaragua.....	6,611	7,592	14,203	9,825	533	10,358	11,259	(—) 2,943	8,346
33 Salvador.....	2,213	181	2,394	5,982	293	6,275	6,009	6,009
34 Chile.....	100,095	132,407	232,502	115,336	59,917	175,253	51,881	84,223	136,107
35 China.....	10,160	519,661	529,821	4,137	410,670	414,807	27,069	714,891	741,960
36 Colombia.....	32,018	5,460	37,478	21,010	2,540	23,550	34,564	4,859	39,423
37 Cuba.....	493,541	1,351,628	1,845,169	625,426	1,471,332	2,096,778	383,212	1,143,631	1,526,843
38 Denmark.....	277,919	165,116	443,035	376,957	232,105	609,063	378,560	407,046	785,606
39 Danish West Indies.....	13,704	3,262	16,966	11,288	299	11,587	17,668	393	18,061
40 Greenland, Iceland &c.....	1,466	1,466	50	50	21	21
41 Ecuador.....	4,469	2,305	6,774	4,936	3,874	8,810	12,138	2,560	14,698
42 Egypt and Soudan.....	11,524	2,490	14,014	4,954	950	5,904	33,058	2,889	35,947
43 France.....	616,764	2,165,328	2,782,092	669,197	1,454,508	2,123,705	772,597	1,792,006	2,564,603
44 French Africa.....	27,697	2,224	29,921	86,686	136,835	223,521	58,978	6,431	65,409
45 French Guiana.....	1,147	1,147	1,021	1,021
46 French Oceania.....	739	739	400	400
47 French West Indies.....	6,436	(—) 810	5,626	8,242	3,899	12,141	29,408	753	30,161
48 Madagascar.....
49 St. Pierre and Miquelon.....	146,454	146,454	142,851	142,851	162,675	162,675
50 Germany.....	1,219,503	1,443,514	2,663,017	1,744,270	2,070,644	3,814,914	1,438,696	1,963,698	3,402,394
51 German Africa.....	192	192	104	104	349	349
52 German Oceania.....	1,000	1,000	200	200
53 Greece.....	3,591	131,756	135,347	8,644	8,644	7,258	58,400	65,658
54 Hayti.....	29,382	18,363	47,745	21,119	5,099	26,218	18,577	14,492	33,069

4 GEORGE V., A. 1914

SESSIONAL PAPER No. 10

55 Italy.....	338,938	20,332	379,270	256,976	28,115	285,091	273,278	332,441	605,719
56 Japan.....	9,354	610,635	619,989	5,495	482,073	487,568	53,502	1,086,096	1,139,598
57 Korea.....	60	12,296	12,356	21,175	21,175	13,863	13,863
58 Liberia.....	1,450	1,450	72	70	142	393	393
59 Mexico.....	182,695	1,085,455	1,208,150	57,233	438,262	495,495	59,143	155,275	218,418
60 Morocco.....	219	922	35	35
61 Netherlands.....	469,255	927,704	1,397,019	689,633	1,093,093	1,782,726	839,697	1,882,016	2,741,713
62 Dutch East Indies.....	2,551	2,551	160	6,841	7,001	2,044	9,534	11,578
63 Dutch Guiana.....	43,048	3,367	46,415	43,517	14,193	57,710	47,716	2,949	50,665
64 Dutch West Indies.....	1,102	(-) 670	432	3,304	(-) 2,387	917	1,812	2,041	3,853
65 Norway.....	296,433	116,562	412,935	351,926	267,647	619,573	482,303	191,728	674,031
66 Panama.....	229,464	91,976	321,440	136,455	92,893	229,258	146,797	60,001	296,798
67 Paraguay.....	397	397
68 Persia.....	300	11,120
69 Peru.....	11,114	23,352	34,466	8,536	4,337	12,873	11,120	49,142
70 Portugal.....	19,118	68,370	88,088	6,236	64,164	70,330	9,403	39,739	32,690
71 Azores and Madeira Islands.....	400	29,160	29,560	4,431	12,760	17,191	32,690	103,808
72 Portuguese Africa.....	2,810	168,132	170,942	8,034	64,785	72,819	33,249	70,559	106,052
73 Roumania.....	140,146	43	140,189	117,349	(-) 19,954	97,395	122,579	(-) 16,527
74 Russia in Asia.....	1,366	(-) 239	1,127
75 Russia in Europe.....	1,150,187	25,257	1,175,444	1,156,869	84,605	1,241,474	2,017,560	127,676	2,145,236
76 San Domingo.....	5,958	25,377	31,335	4,829	24,425	29,254	26,274	32,776	53,050
77 Serbia.....	2,453	2,453	1,435	1,435	64	64
78 Siam.....	1,376	1,376	537	539
79 Spain.....	26,736	1,207	27,943	70,282	44,282	114,564	35,227	13,401	48,628
80 Canary Islands.....	139	19,132	19,271	6,607	6,607	12,923	12,923
81 Spanish Africa.....
82 Sweden.....	61,984	46,999	108,983	43,480	85,834	129,314	37,884	84,238	122,122
83 Switzerland.....	9,171	13,502	22,673	11,433	8,085	19,518	6,660	8,692	15,352
84 Turkey in Africa (Tripoli).....	44,075	(-) 11,035	33,040
85 Turkey in Asia.....	7,210	239	7,449	25,080	18,101	18,101	10,134	(-) 31	10,103
86 Turkey in Europe.....	10,062	180	10,242	(-) 13,570	11,510	2,464	14,298	16,762
87 United States.....	112,208,676	112,208,676	95,080	112,936,295	112,956,295	150,961,675	150,961,675	170,961,675
88 Alaska.....	171,990	471,990	200	362,240	362,440	369,876	369,876
89 Guam, Tulonia and Wake Islands.....	100	100	100
90 Hawaii.....	2,144	140,623	142,767	1,489	132,222	133,711	975	75,648	76,623
91 Philippine Islands.....	2,479	55,826	58,305	473	22,051	22,521	1,155	74,249	75,404
92 Porto Rico.....	185,197	321,567	506,764	336,098	353,522	689,620	314,669	297,137	611,806
93 Uruguay.....	29,930	47,080	77,010	91,313	100,329	191,642	94,944	63,692	160,636
94 Venezuela.....	27,840	5,155	32,995	20,040	3,261	23,301	66,168	(-) 276	65,892
95 Other Foreign Countries.....
Totals, Foreign Countries.....	9,076,257	126,786,946	135,863,203	9,585,496	127,996,993	137,582,489	10,249,535	168,434,239	178,683,765
Grand totals.....	53,437,577	236,562,633	290,000,210	68,399,141	239,317,010	307,716,151	86,066,931	291,001,424	377,068,355

4 GEORGE V., A. 1914

No. 18.—ITEMIZED STATEMENT showing the Values of the Total Imports into and Exports of Imports Entered for Consumption, with the Amounts of

ARTICLES.	IMPORTS ENTERED FOR CONSUMPTION.					
	1912.			1913.		
	Quantity.	Value.	Duty.	Quantity.	Value.	Dnty.
1 Abrasives, artificial, in bulk, crushed or ground, when imported for use in the manufacture of abrasive wheels and polishing composition.		\$	\$ cts.		\$	\$ cts.
Ale, beer and porter:—					6,037	
2 Ale and porter in bottles.... Galls.	431,200	383,279	103,488 00	586,799	514,949	140,831 76
3 Ale and porter in casks. "	11,527	4,966	1,844 32	57,002	17,138	9,120 32
4 Lager and other beer in bottles "	804,081	511,257	192,979 44	1,205,462	770,508	289,310 88
5 Lager and other beer in casks. "	212,939	51,901	34,070 24	184,429	44,666	29,508 64
Total ale and beer "	1,459,747	951,403	332,382 00	2,033,692	1,347,261	468,771 60
6 Ale, ginger.		20,313	4,616 18		33,977	5,181 85
7 Anatomical preparations and skeletons or parts thereof		3,800			2,402	
Animals, living, viz.:						
8 Cattle, 1 year old or less.	No. 2,976	61,829	15,457 25	8,128	141,783	35,445 75
9 " over 1 year old	"					
10 Horses, one year old or less. . .	" 20,270	1,797,993	449,643 10	17,503	1,579,418	395,429 50
11 " over 1 year old	"					
12 Pigeons, homing and messenger, pheasants and quails.		4,591			3,043	
13 Sheep, 1 year old or less.	No. 192,530	578,055	144,513 75	229,743	626,677	156,669 25
14 " over 1 year old	"					
15 Swine.	Lbs. 2,918	310	43 79	5,607	450	84 11
16 Poultry.		249,989	62,414 15		170,921	42,595 55
17 Other animals, N.O.P.						
Animals for improvement of stock:—						
18 Asses.	No. 1	40				
19 Cattle.	" 388	68,659		533	101,173	
20 Dogs.	" 818	44,619		956	40,103	
21 Fowl, domestic, pure bred . . .	" 9,165	32,844		27,118	45,026	
22 Goats.	" 2	60		4	48	
23 Horses.	" 2,344	1,068,182		2,421	990,408	
24 Sheep.	" 88	1,835		28	1,000	
25 Swine.	" 26	907		54	2,429	
Animals brought into Canada temporarily, and for a period not exceeding 3 months, for the purpose of exhibition or competition for prizes offered by any agricultural or other association, viz.:						
26 Cattle.						
27 Horses.						
28 Sheep.						
29 Swine.						
30 Other animals, N.O.P.						
Total animals, living.		3,909,913	672,072 04		3,702,479	630,224 16
31 Apparel, wearing, and other personal and household effects, not merchandise, of British subjects dying abroad, but domiciled in Canada; books, pictures, family plate or furniture, personal effects and heirlooms left by bequest.		23,179			28,598	

SESSIONAL PAPER No. 10

from Canada during each Fiscal Year, 1909, to 1913, and the Quantities and Values Duties collected thereon during the Fiscal Years 1912 and 1913.

TOTAL IMPORTS.					TOTAL EXPORTS.				
Value.					Value.				
1909.	1910.	1911.	1912.	1913.	1909.	1910.	1911.	1912.	1913.
\$	\$	\$	\$	\$	\$	\$	\$	\$	\$
				6,037					
168,942	213,607	352,472	359,025	552,375	5,196	5,382	12,696	9,673	3,407
5,821	3,683	3,451	4,894	16,301					
295,000	289,279	340,265	520,218	773,926					
40,050	53,047	62,904	55,505	46,119					
509,813	559,616	759,092	939,642	1,388,721	5,196	5,382	12,696	9,673	3,407
19,173	20,735	31,285	34,493	34,702					
3,715	1,573	3,858	3,800	2,402					
50,685	35,500	56,401	61,829	141,783	{ 37,081	24,544	15,544	4,841	53,824
325,809	451,157	648,481	1,820,468	1,602,603	{ 10,735,719	10,768,622	8,532,042	4,118,031	2,191,351
					{ 2,789	6,245	1,580	1,925	2,560
					{ 780,405	1,036,659	1,062,301	934,504	1,076,878
4,069	4,813	4,954	4,591	3,043					
207,338	190,627	229,759	578,055	626,677	{ 314,099	416,959	48,287	27,276	30,078
25	2,235	1,169	310	450	{ 278,896	208,706	281,987	98,167	52,978
60,725	103,148	162,370	250,294	170,901	{ 4,063	7,963	49,408	10,028	5,162
					{ 60,011	121,696	99,127	74,387	77,303
					{ 41,224	40,501	33,989	31,493	31,578
		15	40						
31,464	48,338	71,766	68,659	97,673					
16,567	15,950	18,321	44,619	40,103					
10,634	14,844	23,198	32,719	45,026					
205	155	130	60	48					
624,124	938,481	1,026,560	1,049,332	984,733					
4,290	4,019	7,651	1,835	1,000					
1,000	429	3,524	907	2,429					
3,700	8,575	10,032	44,374	17,570					
1,187,957	1,289,700	1,086,984	1,493,981	1,103,463					
120	190	66							
			11,080	4,127					
20,664	10,056	12,259							
2,549,376	3,118,217	3,363,640	5,468,153	4,841,629	12,254,287	12,631,895	10,124,265	5,300,652	3,521,712
8,007	11,092	12,530	22,179	28,598					

4 GEORGE V., A. 1914

No. 18—ITEMIZED STATEMENT showing the Values of the Total

ARTICLES.	IMPORTS ENTERED FOR CONSUMPTION.					
	1912.			1913.		
	Quantity.	Value.	Duty.	Quantity.	Value.	Duty.
		\$	\$ cts.		\$	\$ cts.
1 Articles and other goods, the produce of Canada, re-imported within five years.....		629,398			567,392	
2 Articles brought into Canada temporarily and for a period not exceeding three months for the purpose of exhibition or of competition for prizes offered by any agricultural or other association.....						
3 Articles ex-warehoused for Excise purposes to be manufactured in bond, N.E.S.....		29			31	
4 Articles ex-warehoused for ships' stores.....		714,273			811,332	
5 Articles for A. A. Telegraph Co.....					14	
6 Articles for the personal or official use of Consuls General who are natives or citizens of the country they represent, and not engaged in any other business or profession.....		11,908			15,271	
Articles for the use of the army and navy, viz.:—						
7 Arms, military or naval clothing, musical instruments for bands, military stores and munition of war; also articles consigned direct to officers and men on board vessels of His Majesty's navy for their own personal use.....		11,247			18,365	
8 Articles for the use of the Governor General.....		45,070			23,320	
9 Artificial limbs, and parts thereof.....		30,734			42,567	
10 Artificial limbs: Pressed felt, elastic webbing and hollow blocks of wood for manf. of.....		594			714	
11 Ashes, leached (exports).....						
12 Ashes, pot and pearl, in pkgs. of less than 25 lbs. Lbs.	6,075	275	41 15	24,047	1,828	273 85
13 Ashes, pot and pearl, in pkgs. of not less than 25 lbs. "	193,802	8,850		218,784	8,628	
14 Ashes, N.O.P. (exports).....						
15 Asphaltum or asphalt, solid. Cwt.	623,701	552,171		1,043,951	847,162	
16 Bagatelle and other game tables or boards..... No.	1,644	6,714	2,186 66	1,767	9,501	3,003 40
17 Bags which contained cement.....		180,967	35,959 00		435,631	87,115 20
18 Bags, barrels and other coverings used in the importation of salt.....		11,506	2,876 50		25,522	6,380 50
19 Baking powder..... Lbs.	538,039	152,725	32,154 46	667,901	179,341	39,745 36
20 Balls, cues and racks and cue tips for bagatelle boards and billiard tables.....		25,701	8,527 07		31,658	10,487 51
21 Balsam (exports).....						
22 Baskets of all kinds, N.O.P.....		110,487	31,027 81		127,009	36,114 19
23 Baths, bath-tubs, basins, closets, lavatories, urinals, sinks and laundry-tubs of any material.....		300,938	93,314 20		423,349	129,048 80

SESSIONAL PAPER No. 10

Imports into and Exports from Canada, &c.—*Continued.*

TOTAL IMPORTS.					TOTAL EXPORTS.					
Value.					Value.					
1909.	1910.	1911.	1912.	1913.	1909.	1910.	1911.	1912.	1913.	
\$	\$	\$	\$	\$	\$	\$	\$	\$	\$	
628,199	613,524	512,532	629,398	567,392						1
328,725	375,372	494,717	1,973,213	661,775						2
										3
87	30	9		14						4 5
3,784	23,250	7,957	9,331	15,222						6
2,121	1,503	4,628	10,256	17,206						7
9,054	6,641	7,970	44,737	23,141						8
23,492	22,537	32,732	30,734	42,567						9
620	11	75	594	714						10
					55	188	190		1,957	11
189	926	1,824	275	1,828						12
9,253	11,530	14,328	8,850	8,628	33,897	27,763	33,998	32,102	25,437	13
337,289	396,627	452,259	552,171	847,162	58,299	61,784	60,934	42,872	34,746	14
1,486	4,024	3,488	6,714	9,501						15
55,674	13,646	44,423	180,967	435,631						16 17
7,261	11,187	11,272	11,508	25,522						18
135,804	152,749	117,609	153,498	179,180				13,324	10,761	19
9,334	10,723	19,186	25,701	31,658						20
63,082	63,666	83,919	110,579	126,970	8,216	20,143	14,701	6,997	7,377	21 22
157,249	231,894	259,772	305,526	426,032						23

4 GEORGE V, A. 1914

No. 18—ITEMIZED STATEMENT showing the Values of the Total

ARTICLES.		IMPORTS ENTERED FOR CONSUMPTION.					
		1912.			1913.		
		Quantity.	Value.	Duty.	Quantity.	Value.	Duty.
			\$	\$ cts.		\$	\$ cts.
1	Bells.....		1,132			2,399	
2	Bells, imported for use of churches only.....		58,692			63,656	
3	Bells and gongs, N. O. P.....		44,208	12,968 18		55,611	16,269 06
4	Belts, of all kinds, N. O. P., except silk.....		145,383	42,442 83		129,179	39,989 83
5	Billiard tables..... No.	2,759	130,951	38,557 89	1,077	102,475	29,904 65
6	Bird skins and skins of animals, not native to Canada for taxidermic purposes, not further manufactured than prepared for preservation.....		947			6,106	
7	Blacking, shoe and shoemaker's ink; shoe, harness and leather dressing, N. O. P.....		105,660	26,306 37		126,249	33,573 32
8	Blast furnace slag.....		122,410			92,425	
9	Blinds of wood, metal or other material, not textile or paper.....		4,293	1,282 30		8,406	2,496 10
10	Blueing, laundry.....		43,562	6,834 99		50,066	7,965 80
11	Boats, life, and life-saving apparatus specially imported by societies to encourage the saving of human life.....		1,489			10,647	
12	Boats, open, pleasure, sail boats, skiffs and canoes..... No.	846	39,951	9,642 85	722	31,396	7,605 20
13	Bones, crude..... Cwt.	57,983	76,773		23,709	26,533	
14	Bone pitch, crude only.....		2,152			4,285	
Books, periodicals, pamphlets, &c.:—							
15	Advertising chromos, chromotypes, oleographs or like work produced by any process other than hand painting or drawing, and having any advertisement or advertising matter printed, lithographed or stamped thereon, or attached thereto, or other similar artistic work, lithographed, printed or stamped on paper or cardboard, for business or advertising purposes, N. O. P..... Lbs.	38,529	20,158	5,473 95	93,162	73,667	13,777 05
16	Bank notes, bonds, bills of exchange, cheques, promissory notes, drafts and all similar work unsigned, and cards and other commercial blank forms printed or lithographed, or printed from steel or copper, or other plates, and other printed matter, N. O. P.....		229,145	75,390 18		283,677	93,556 84
17	Bibles, prayer books, psalm and hymn books, religious tracts Sunday school lesson pictures.....		298,393			363,792	
18	Books, printed, periodicals and pamphlets, or parts thereof, N. O. P.....		1,846,237	152,972 30		2,128,370	180,575 85

† Photographs.

SESSIONAL PAPER No. 10

Imports into and Exports from Canada, &c.—*Continued.*

TOTAL IMPORTS.					TOTAL EXPORTS.				
Value.					Value.				
1909.	1910	1911.	1912.	1913.	1909.	1910.	1911.	1912.	1913.
\$	\$	\$	\$	\$	\$	\$	\$	\$	\$
418	360	539	1,132	2,399	1
57,105	58,456	60,231	58,692	63,656	2
33,430	38,032	51,334	44,524	55,546	3
121,524	148,340	131,561	145,482	130,458	4
48,644	41,886	74,771	130,951	102,475	5
359	671	659	947	6,106	6
82,177	83,937	86,356	105,782	126,328	7
48,773	67,818	125,800	122,410	92,425	8
2,526	8,721	9,569	4,293	8,406	9
31,488	35,242	42,374	43,853	50,421	10
2,907	8,691	444	1,489	19,647	11
20,257	25,485	28,507	39,946	31,396	12
19,193	19,855	25,920	76,773	26,533	85,790	72,095	69,731	67,576	64,853
307	2,161	476	2,152	4,285	13
4,368	4,355	3,738	20,150	73,667	45,416	45,893	47,136	47,872	411,093
178,670	175,210	204,890	233,921	291,116	16
234,820	356,839	306,897	298,393	363,792	17
1,178,558	1,325,707	1,547,376	1,848,833	2,130,717	394,889	367,569	461,780	413,063	554,394

4 GEORGE V., A. 1914

No. 18—ITEMIZED STATEMENT showing the Values of the Total

ARTICLES.		IMPORTS ENTERED FOR CONSUMPTION.					
		1912.			1913.		
		Quantity.	Value.	Duty.	Quantity.	Value.	Duty.
	Books, periodicals, &c.:— <i>Con.</i>		\$	\$ cts.		\$	\$ cts.
1	Books, printed by any government or by any association for the promotion of science, or letters and official annual reports of religious or benevolent associations, and issued in the proceedings of said associations, to their members, and not for the purpose of sale or trade.....		3,792			4,185	
2	Books, embossed, for the blind, and books for the instruction of the deaf and dumb and blind....		814			811	
3	Books not printed or reprinted in Canada, for use of colleges, &c., free libraries, college libraries, &c., and law societies, and being the property of the organized authorities of such library and not in any case the property of individuals.....		517,044			607,687	
4	Books in print more than twelve years.....		22,431			25,967	
5	Books on the application of science to industries of all kinds, also books printed in any language other than the English and French languages, or in any two languages not being the English and French, or in any three or more languages.....		194,083			289,612	
6	Charts, admiralty.....		2,557			2,230	
7	Charts and maps for the use of schools for the blind.....		20			24	
8	Charts and maps, N.O.P.....		25,529	5,383 30		47,194	9,747 68
9	Freight rates for railways and telegraph rates, bound in book or pamphlet form, and time tables of railways outside of Canada.....		17,764	4,382 00		19,893	4,943 78
10	Globes, geographical, topographical and astronomical.....		6,565			6,831	
11	Labels for cigar boxes, fruits, vegetables, meats, fish, confectionery and other goods and wares; also shipping, price or other tags, tickets or labels; and railroad or other tickets whether lithographed or printed or partly printed, N.O.P.....		248,767	84,531 15		355,531	121,713 96
12	Manuscripts and insurance maps.....		11,268			20,539	
13	Newspapers or supplemental editions or parts thereof partly printed and intended to be completed and published in Canada.....		59	14 75		339	65 95

SESSIONAL PAPER No. 10

Imports into and Exports from Canada, &c.—*Continued.*

TOTAL IMPORTS.					TOTAL EXPORTS.				
Value.					Value.				
1909.	1910.	1911.	1912.	1913.	1909.	1910.	1911.	1912.	1913.
\$	\$	\$	\$	\$	\$	\$	\$	\$	\$
1,093	4,436	3,988	3,792	4,185	1
379	571	290	814	181	2
402,214	422,866	441,356	517,044	607,687	3
17,499	19,357	27,325	22,431	25,967	4
155,573	155,586	191,579	194,083	289,612	5
1,452	1,705	1,598	2,557	2,230	6
206	20	20	24	7
17,596	20,746	22,832	25,629	47,294	8
12,041	16,690	18,527	17,764	19,893	9
5,136	5,626	5,967	6,565	6,831	10
138,266	178,204	197,163	249,162	356,393	11
5,035	4,955	5,612	11,268	20,539	12
138	12	113	59	339	13

4 GEORGE V., A. 1914

No. 18—ITEMIZED STATEMENT showing the Values of the Total

ARTICLES.		IMPORTS ENTERED FOR CONSUMPTION.					
		1912.			1913.		
		Quantity.	Value.	Duty.	Quantity.	Value.	Duty.
			\$	\$ cts.		\$	\$ cts.
Books, periodicals, &c.:— <i>Con.</i>							
1 Newspapers and quarterly, monthly and semi-monthly magazines, and weekly literary papers, unbound.			960,734			1,138,867	
2 Novels or works of fiction, or literature of a similar character, unbound or paper bound, or in sheets, not including Christmas annuals or publications commonly known as juvenile or toy books.			95,189	20,044 95		112,536	23,193 60
3 Pamphlets, advertising, pictorial show cards, illustrated advertising periodicals, illustrated price books, catalogues and price lists; advertising calendars and almanacs; patent medicine or other advertising circulars, fly sheets or pamphlets.	Lbs.	1,807,144	506,555	258,142 85	2,426,303	716,322	348,368 40
4 Posters, advertising bills, and folders.	"	129,010	31,593	18,635 30	101,345	25,800	14,997 10
5 Printed music, bound or in sheets, and music for mechanical players.			288,156	26,883 45		286,665	26,593 15
Total books, periodicals, &c.			5,326,853	651,854 18		6,510,539	837,533 36
6 Boots, shoes, slippers and insoles of all kinds, except rubber and leather.			135,546	32,528 71		250,925	58,127 65
7 Botanical, entomological and mineralogical specimens.			5,189			1,651	
8 Braces or suspenders and finished parts of.			63,027	20,590 29		89,192	29,337 04
Breadstuffs:—							
Grain, viz:—							
9 Barley, N.O.P.	Bush.	8,099	6,217	1,206 85	41,657	26,336	6,243 30
10 Beans, N.O.P.	"	72,323	152,880	17,587 65	400,848	777,375	97,244 10
11 Beans, locust and locust bean meal.	Lbs.	17,630	543		93,548	1,976	
12 Buckwheat.	Bush.	1,249	1,141	187 35	610	731	90 55
13 Corn for purposes of distillation.	"	819,115	565,697	61,433 78	975,252	686,549	73,143 88
14 Corn not for purposes of distillation.	"	15,121,080	9,757,947		8,901,946	5,525,982	
15 Oats.	"	83,245	45,066	8,159 11	207,281	83,316	20,621 18
16 Pease whole, N.O.P.	"	31,405	107,393	4,537 45	166,894	360,583	24,480 15
17 " split (exports).							
18 Rye.	Bush.	14,943	12,072	1,491 42	85,034	59,611	8,503 40
19 Wheat.	"	121,841	104,051	14,617 60	616,395	549,617	73,967 00
20 Other grain, (exports).							
Total grain.			10,753,007	109,221 21	11,489,465	8,072,075	304,293 56

SESSIONAL PAPER No. 10

Imports into and Exports from Canada, &c.—*Continued.*

TOTAL IMPORTS.					TOTAL EXPORTS.				
Value.					Value.				
1909.	1910.	1911.	1912.	1913.	1909.	1910.	1911.	1912.	1913.
\$	\$	\$	\$	\$	\$	\$	\$	\$	\$
641,483	738,653	870,269	960,734	1,138,867	1
107,246	100,905	96,495	95,190	112,129	2
221,458	321,291	380,888	506,023	714,212	3
21,564	30,588	50,720	31,715	25,800	4
154,073	167,108	220,211	288,906	286,436	5
3,498,868	4,051,410	4,597,854	5,335,053	6,518,541	400,305	373,492	468,916	421,555	565,487
100,874	142,645	129,299	136,818	251,137	6
1,408	904	1,780	5,189	1,651	7
45,409	63,439	70,023	62,862	88,825	8
159,275	102,908	96,492	6,217	85,789	1,804,185	1,114,532	831,196	1,324,300	3,905,586
152,294	175,591	103,451	153,992	797,922	134,100	35,651	51,128	22,999	16,015
892	2,360	796	543	1,976	11
703	1,463	921	1,141	731	398,198	536,741	238,923	62,306	118,575
671,833	561,550	1,466,313	2,918,494	691,892	253,503	372,693	2,736,189	5,732,001	27,258
3,801,853	4,646,540	6,949,284	9,766,461	5,515,806	2,199,448	1,569,092	2,219,297	4,065,578	6,043,712
330,096	29,529	24,003	366,193	1,554,644	695,941	582,648	490,595	446,430	202,346
30,401	45,408	87,853	106,247	374,697	272,093	223,879	200,898	147,477	10,447
271,432	61,831	261	12,072	174,495	234,817	130,821	46,416	7,685	113,567
9,431,405	12,071,354	5,214,091	2,837,706	8,131,297	57,891,304	63,837,787	49,896,924	64,690,325	95,988,662
.....	766	577	662	2,573	45,048
14,850,184	17,698,534	13,943,465	16,169,066	17,329,249	63,884,355	68,404,421	56,712,228	76,501,674	106,471,216

4 GEORGE V., A. 1914

No. 18—ITEMIZED STATEMENT showing the Values of the Total

ARTICLES.	IMPORTS ENTERED FOR CONSUMPTION.					
	1912.			1913.		
	Quantity.	Value.	Duty.	Quantity.	Value.	Duty.
Breadstuffs:— <i>Con.</i>		\$	\$ cts.		\$	\$ cts.
Grain, products of, viz.:—						
1 Bran, mill feed, &c.		38,467	6,600 15		70,947	11,110 99
Flour and meal,—						
2 Buckwheat meal and flour. Cwt.	1,874	6,807	937 00	2,751	9,615	1,375 60
3 Corn meal. Bbbs.	41,924	125,030	10,481 00	55,754	176,804	13,938 50
4 Oatmeal and rolled oats .. Lbs.	21,635	1,066	106 65	95,274	3,347	525 26
5 Rye flour. Bbbs.	4,442	17,719	2,221 00	5,470	19,451	2,735 00
6 Wheat flour.	47,217	199,707	28,329 00	59,081	267,917	35,447 40
7 Meal, all other (exports) ..						
8 Grain, flour, meal, &c., of all kinds when damaged by water in transit or prior to importation into Canada.		571	142 75		1,600	393 50
9 Hominy, cracked, evaporated or dried corn.		6,012	1,052 16		11,641	2,033 51
10 Malt flour, containing not less than 50 p.c. of malt. Lbs.	40,614	2,195	182 77	119,293	3,946	536 82
11 Malt flour, containing less than 50 p.c. in weight of malt.	15,764	857	299 95	13,319	1,105	386 75
12 Malt, whole, crushed or ground ..	594,798	13,399	2,271 59	4,832,432	112,053	21,745 96
Total grain products.		411,830	52,624 02		678,426	90,229 29
Breadstuffs, N.E.S.:—						
13 Arrowroot. Lbs.	90,721	4,302	652 74	90,574	6,665	1,031 65
14 Barley, pot, pearl, rolled, roasted or ground.	303,533	19,913	4,101 30	572,436	32,244	7,350 00
15 Biscuits, sweetened.	1,375,467	179,386	34,930 02	1,599,528	209,710	39,526 31
16 " not sweetened.	829,241	60,588	11,418 10	833,877	66,858	12,996 00
17 Bread, passover.	33,585				10,629	
18 Cereal foods, prepared, N.O.P.		72,246	13,928 85		165,912	32,725 40
19 " " in packages, not exceeding 25 lbs. weight. Lbs.	3,292,590	178,401	43,119 00	3,649,631	187,299	45,449 19
20 Macaroni and vermicelli.	6,257,035	292,106	67,673 26	8,035,873	392,890	83,571 73
21 Rice, cleaned.	12,079,558	323,266	82,583 47	13,348,658	390,279	81,979 79
22 " uncleaned, unhulled or paddy.	44,198,134	908,621		42,266,475	1,079,146	
23 Rice and sago flour.	695,697	20,447	5,977 47	1,145,592	28,715	9,410 63
24 Sago and tapioca.	3,372,683	122,345	23,003 34	4,236,584	145,161	26,066 37
25 Tapioca flour.	746,810	21,925	7,043 60	687,619	20,079	6,820 80
26 Other breadstuffs, N.O.P.		81,066	13,789 00		147,226	24,785 73
Total breadstuffs, N.O.P.		2,318,197	308,220 15		2,882,813	371,713 65
Total breadstuffs.		13,183,034	470,065 38		11,633,315	766,236 50
Bricks, clays and tiles (<i>see</i> Earth-ware):—						
Bricks;—						
27 Bath.		2,970	512 17		1,650	272 02
28 Building. M.	51,073	465,997	102,131 15	85,943	809,368	178,999 85
29 Fire.		860,763			1,000,516	
30 Paving. M.	11,538	165,650	28,533 94	12,043	159,854	29,650 40
Clay:—						
31 China. Cwt.	366,185	120,262		419,688	145,425	
32 Fire.		118,863			158,759	
33 Pipe.		1,642			308	
34 Other clay, N.O.P.		16,904			22,878	

SESSIONAL PAPER No. 10

Imports into and Exports from Canada, &c.—Continued.

TOTAL IMPORTS.					TOTAL EXPORTS.					
Value.					Value.					
1909.	1910.	1911.	1912.	1913.	1909.	1910.	1911.	1912.	1913.	
\$	\$	\$	\$	\$	\$	\$	\$	\$	\$	
77,678	220,595	31,570	38,505	71,030	888,900	1,842,620	1,850,219	1,500,571	1,603,795	1
5,315	5,072	8,244	6,807	9,620	2
116,764	106,558	122,738	124,921	176,779	4,818	3,812	4,521	4,740	7,767	3
1,533	1,082	683	1,036	3,526	535,963	1,123,861	518,032	897,739	837,079	4
10,083	11,234	16,990	17,719	19,577	4	5
170,989	158,220	247,775	198,808	268,617	7,991,517	14,860,363	13,854,869	16,037,992	19,970,959	6
.....	58,104	56,192	9,675	20,750	17,842	7
1,424	422	799	571	1,636	8
14,012	7,549	6,281	6,012	11,641	9
5,597	2,348	5,927	2,195	3,946	10
28	124	487	857	1,105	11
27,081	57,445	65,033	15,549	111,485	7,342	11,328	12,209	18,915	15,723	12
430,504	570,649	506,527	412,980	678,962	9,486,644	17,898,176	16,240,529	18,480,711	22,453,165
3,974	2,698	3,107	4,338	6,400	13
24,934	15,947	38,258	19,599	32,391	14
83,238	105,319	169,008	180,864	208,346	24,163	20,939	20,152	21,853	15,082	15
31,046	40,152	68,176	61,455	66,914	16
1,332	9,673	33,585	10,629	17
31,430	33,042	133,455	72,267	165,864	1,380,507	1,690,296	1,830,911	2,311,788	2,022,042	18
210,684	220,374	200,166	177,226	187,334	19
175,444	219,687	238,810	307,951	395,228	20
334,404	291,030	266,144	327,269	400,912	3,120	18,004	16,078	8,937	6,522	21
784,107	570,129	636,302	908,621	1,079,146	18,355	32,322	28,577	41,911	15,330	22
19,234	21,406	17,068	20,447	28,715	23
49,854	61,443	100,619	123,459	143,809	24
5,030	5,514	9,457	21,925	20,079	25
48,107	52,841	52,590	80,857	147,333	26
1,802,818	1,639,582	1,942,833	2,344,863	2,893,100	1,426,145	1,761,561	1,895,718	2,384,489	2,058,976
17,083,506	19,908,765	16,392,825	18,926,909	20,901,311	74,797,144	88,064,158	74,857,475	97,366,874	130,983,357
4,390	1,361	2,263	2,899	1,650	27
108,835	218,113	309,553	465,997	808,818	5,688	2,633	4,827	2,496	9,257	28
350,457	519,454	864,465	860,763	1,000,516	29
101,187	138,763	130,861	165,650	159,854	30
90,922	101,007	144,904	120,262	145,425	31
77,146	86,151	129,728	118,863	158,759	32
887	203	256	1,642	308	33
21,280	30,871	24,645	16,904	22,878	34

4 GEORGE V., A. 1914

No. 18—ITEMIZED STATEMENT showing the Values of the Total

ARTICLES.	IMPORTS ENTERED FOR CONSUMPTION.					
	* 1912.			1913.		
	Quantity.	Value.	Duty.	Quantity.	Value.	Duty.
		\$	\$ cts.		\$	\$ cts.
1 Bricks, clays and tiles :— <i>Con.</i>						
2 Clay manufactures, N.O.P.		555,025	109,379 40		814,757	169,134 74
3 Drain pipes, sewer pipes and earthenware fittings therefor, chimney linings or vents, chimney tops and inverted blocks, glazed or unglazed.....		405,998	136,651 30		513,520	171,767 50
3 Drain tiles, not glazed.....		5,778	1,114 15		4,453	841 60
Total bricks, clays and tiles.....		2,719,832	378,313 11		3,631,488	550,666 11
4 Brim moulds and moulds and skins for gold-beaters.....		4,569			4,795	
5 Bristles..... Lbs.	242,848	192,707		270,816	229,126	
6 British gum, dry sizing cream and enamel sizing..... "	1,340,657	46,578	3,971 35	1,960,479	72,686	6,565 85
7 Broom corn.....		437,001			377,462	
8 Brooms and brushes :—						
8 Brooms and whisks.....		11,241	2,165 25		19,834	3,837 20
9 Brushes of all kinds.....		538,633	137,322 98		677,463	171,757 01
10 Hair brush pads.....						
Total brooms and brushes.....		549,874	139,488 23		697,297	175,594 21
11 Bullion or gold fringe.....		15,284			11,431	
12 Buttons and materials for :—						
12 Button blanks of animal shell, in the rough.....		20,525	2,052 50		39,266	3,926 60
13 Buttons, all kinds, covered or not, N.O.P., including recognition buttons, and collar and cuff buttons.....		553,138	179,459 79		809,702	265,088 81
14 Buttons, shoe, papier maché. Gross	254,591	10,607		531,064	18,031	
15 " " N.O.P..... "	15,538	3,343	835 75	18,880	3,979	991 24
16 Lastings, mohair cloth, or other manufactures of cloth, imported by manufacturers of buttons for use in their own factories, and woven and made in patterns of such size, shape or form, and cut in such manner, as to be fit for covering buttons, exclusively.....		15,600			12,628	
Total buttons and materials for.....		603,213	182,348 04		883,606	270,006 65
17 Cabinets of coins, collections of medals and collections of postage stamps.....		860			3,314	
18 Candles :—						
18 Paraffine wax..... Lbs.	290,505	35,974	8,409 90	277,130	34,816	7,686 70
19 Other candles, N.O.P..... "	450,045	53,030	12,052 40	543,621	63,889	14,534 45
Total candles.....	740,550	89,004	20,462 30	820,751	98,705	22,221 15

SESSIONAL PAPER No. 10

Imports into and Exports from Canada, &c.—*Continued.*

TOTAL IMPORTS.					TOTAL EXPORTS.				
Value.					Value.				
1909.	1910.	1911.	1912.	1913.	1909.	1910.	1911.	1912.	1913.
\$	\$	\$	\$	\$	\$	\$	\$	\$	\$
141,144	264,880	409,183	555,226	814,680	681	8,612	1,974	1,930	4,904
106,399	196,002	174,653	406,482	513,898					
2,384	2,739	4,378	5,778	4,453					
1,005,031	1,559,544	2,194,889	2,720,466	3,630,739	6,369	11,245	6,801	4,426	14,161
1,381	5,633	3,242	4,569	4,795					
77,998	129,204	167,025	192,707	229,126					
21,706	29,559	37,202	47,938	72,686					
246,701	432,146	389,173	437,001	377,462					
5,534	7,580	12,313	11,219	19,834				60,209	38,758
278,745	361,274	470,452	539,927	677,376				5,920	11,109
	39								
284,279	368,893	482,765	551,146	697,210				66,129	49,867
13,621	10,481	9,766	15,284	11,431					
313	1,562	4,120	20,525	39,266					
270,531	565,229	616,204	554,444	808,577	5,347	2,198	1,446	1,528	3,215
2,815	5,034	6,131	10,607	18,031					
1,594	3,189	2,383	3,343	3,979					
11,596	14,740	10,031	15,600	12,628					
286,899	589,754	638,869	604,519	882,481	5,347	2,198	1,446	1,528	3,215
2,790	2,051	1,571	860	3,314					
12,787	19,666	23,528	36,952	34,689	8,372	2,446	1,158	684	81
40,196	57,157	62,000	53,812	63,976					
52,983	76,823	85,528	90,764	98,665	8,372	2,446	1,158	684	81

No. 18 —ITEMIZED STATEMENT showing the Values of the Total

ARTICLES.		IMPORTS ENTERED FOR CONSUMPTION.					
		1912.			1913.		
		Quantity.	Value.	Duty.	Quantity.	Value.	Duty.
Carpets, mats and rugs, N.O.P.:—			\$	\$ cts.		\$	\$ cts.
1	Carpeting, rugs, mats, and matting of straw..		85,387	19,646 75		99,301	22,946 40
2	Carpets, N.O.P. Yds.	2,813	1,582	437 30	4,011	2,150	653 90
3	Cocoa carpeting, mats, rugs and matting,		24,167	4,713 98		38,839	7,806 71
4	Mats, door or carriage, other than metal, N.O.P.		1,834	582 55		1,194	356 00
	Total carpets, mats and rugs, N.O.P.		112,970	25,380 58		141,484	31,763 01
5	Carpet sweepers..... No.	1,450	3,894	1,168 20	3,578	13,305	3,988 40
Carriages, &c.:—							
6	Automobiles and motor vehicles of all kinds..... "	6,022	6,511,115	2,236,667 52	8,377	9,738,839	3,335,787 12
7	Automobiles and motor vehicles, parts of.....		876,710	304,519 31		778,948	270,913 08
8	Bicycles and tricycles, N.O.P. No.	11,264	190,961	43,107 00	12,407	189,371	42,053 10
9	Bicycles and tricycles, parts of, including nickle or electro-plated parts for the manufacture of bicycles.....		42,139	10,417 80		48,477	11,388 30
10	Cars, box and flat..... No.	1,911	1,536,761	460,214 80	8,151	6,488,672	1,946,601 60
11	" railway passenger	20	208,469	62,540 70	93	302,577	90,773 10
12	" tram or horse..... "	3	5,307	1,592 10	8	1,614	484 20
13	" other, N.O.P. "	5,249	642,281	191,761 20	6,969	1,179,419	353,487 60
14	" parts of		308,939	91,197 86		470,962	140,324 40
15	Carriages and buggies..... No.						
16	Carts, pleasure, and vehicles, N.O.P. " }	1,558	106,066	36,643 50	1,928	107,058	37,224 56
17	Children's carriages and sleds.....		231,523	80,617 78		316,423	110,199 32
18	Complete parts of farm and freight waggons, drays and sleighs.....		140,280	34,996 51		132,618	33,080 06
19	Complete parts of buggies, carriages and vehicles, N.O.P., including parts of cutters, children's carriages and sleds, N.O.P.		36,772	12,792 21		38,314	13,307 41
20	Cutters..... No.	18	617	215 95	24	389	136 15
21	Farm waggons..... "	11,576	470,390	117,555 50	11,349	446,037	111,502 05
22	Freight waggons and drays... "	1,777	144,163	36,040 75	2,604	196,914	49,132 83
23	Scrapers, railway or road.....		152,784	45,832 00		149,064	44,650 00
24	Sleighs..... No.	1,194	43,744	10,936 00	1,100	21,642	5,410 50
25	Wheelbarrows, trucks and hand-carts	17,658	104,819	31,372 50	27,503	194,984	57,795 80
27	Other carriages, &c., N.O.P. (exports)						
	Total carriages, &c.		11,753,840	3,809,020 93		20,802,322	6,654,251 23
27	Cash registers..... No.	936	65,266	19,579 80	1,215	61,523	18,456 90
28	Celluloid, in frs. of, N.O.P.		63,403	10,938 78		83,815	14,448 79
29	Celluloid, moulded into sizes for handles of knives and forks, not bored or otherwise manufactured; moulded celluloid balls and cylinders coated with tin-foil or not, but not finished or further manufactured, and celluloid lamp shade blanks and comb blanks.....		16,771	1,527 05		2,599	256 00

SESSIONAL PAPER No. 10

Imports into and Exports from Canada, &c.—*Continued.*

TOTAL IMPORTS.					TOTAL EXPORTS.				
Value.					Value.				
1909.	1910.	1911.	1912.	1913.	1909.	1910.	1911.	1912.	1913.
\$	\$	\$	\$	\$	\$	\$	\$	\$	\$
45,952	63,375	74,410	85,321	99,340					1
234	5,447	6,415	1,582	2,008					2
9,568	21,049	18,665	24,791	38,250					3
3,124	3,170	1,510	1,834	1,194					4
58,878	93,041	101,000	113,528	140,792					
1,131	3,417	6,456	3,894	16,102					5
589,240	1,816,164	4,214,082	6,551,345	9,870,554	450,127	627,469	892,212	2,039,993	2,952,988
126,260	275,661	519,692	879,471	779,402				171,491	216,348
48,642	67,474	153,927	186,444	193,283	6,172	4,004	5,109	35,531	19,997
15,060	11,556	18,176	43,338	48,018	68,132	74,729	66,142	70,274	48,926
230,918	123,645	221,279	1,536,761	6,488,672					
227,246	121,076	57,369	208,469	302,577					
20,745	22,062	4,670	5,307	1,614					
170,988	173,143	379,450	647,257	1,179,704					
	294,835	349,875	308,939	470,962					
82,652	84,930	108,056	105,271	109,232	21,006	27,820	56,542	57,587	61,901
133,599	176,008	233,752	231,871	316,164	34,179	33,525	25,759	40,263	24,241
47,382	93,500	135,540	140,280	132,618					
					29,966	51,298	154,425	55,579	66,111
34,575	57,902	33,573	36,645	38,254					
703	939	301	617	389					
129,849	216,746	435,336	468,823	448,351	8,396	11,119	13,666	8,505	9,263
33,081	41,994	149,149	146,180	196,914					
45,899	77,833	125,112	152,784	149,064					
3,674	18,157	21,646	43,744	21,642					
111,286	50,847	82,365	104,786	149,984					
					95,454	81,290	511,046	274,635	262,327
2,051,799	3,724,522	7,243,330	11,798,332	20,942,398	713,432	911,254	1,724,901	2,753,858	3,662,102
111,682	135,798	120,633	65,266	61,523					
49,567	100,007	58,969	63,452	84,146					
12,529	14,902	24,907	16,771	2,599					

4 GEORGE V., A. 1914

No. 18—ITEMIZED STATEMENT showing the Values of the Total

ARTICLES.		IMPORTS ENTERED FOR CONSUMPTION.					
		1912.			1913.		
		Quantity.	Value.	Duty.	Quantity.	Value.	Duty.
			\$	\$ cts.		\$	\$ cts.
1	Celluloid, xylonite, or xylite in sheets, lumps, blocks, rods or bars, not further manufactured than moulded or pressed.....	120,306 24,145	120,306 24,145	6,015 30	32,426 126,526	32,426 126,526	1,621 30
	Cement:—						
2	Portland, hydraulic or water-lime..... Cwt.	2,592,926	937,004	293,020 38	4,958,814	1,955,177	597,727 44
3	Other cement N.O.P., and manufactures of, N.O.P.....		7,821	1,467 21		10,680	2,187 6)
	Total cement.....		944,825	294,487 59		1,965,857	599,915 04
4	Chronometers and compasses for ships.....		8,751			14,300	
5	Church vestments of any material.....		38,613	6,633 41		56,963	9,750 20
6	Cider, not clarified or refined..... Galls.	228	181	11 40	1,940	616	97 00
7	" clarified or refined..... "	1,444	1,276	144 40	2,822	2,089	282 20
8	Clocks, time recorders, clock and watch keys, clock movements and clock cases.....		539,360	159,697 93		718,994	212,708 28
9	Cloth, coated or sized for manufacture of sensitized, blue or black print cloth.....		6,668	907 50		15,192	2,029 45
10	Clothes wringers and parts thereof for domestic use..... No.	11,048	33,280	11,644 65	12,117	36,486	12,760 48
11	Clothing and books, donations of, for charitable purposes.....		20,701			31,601	
12	Clothing and wearing apparel, N.O.P. (exports).....						
	Coal, coke, &c. :—						
13	Charcoal.....		53,227	9,314 52		76,278	13,348 79
14	Cinders (exports).....						
15	Coal, anthracite and dust..... Tons	4,118,236	19,306,639		4,237,310	20,399,279	
16	" bituminous, round, and run of the mine and coal, N.O.P..... "	8,816,236	18,211,710	4,671,841 34	8,990,034	17,673,224	4,764,683 19
17	" bituminous slack, such as will pass through a $\frac{3}{4}$ -inch screen..... "	1,684,426	2,121,558	235,818 12	2,070,876	2,774,363	289,921 76
18	Coke..... "	641,903	1,637,091		710,109	2,023,253	
19	" ground, the manufacture of electric batteries..... Cwt.	6,359	7,840		5,362	6,192	
	Total coal, coke, &c.		41,338,065	4,916,973 98		42,952,589	5,067,953 65
	Cocoa beans, nibs, paste, chocolate and preparations of :—						
20	Cocoa beans, not roasted, crushed or ground..... Lbs.	5,604,949	691,669		6,613,083	903,446	
21	Cocoa paste or liquor and chocolate paste or liquor, not sweetened, in blocks or cakes, and cocoa butter..... "	1,462,390	391,738	43,388 86	1,435,064	378,999	41,497 41
22	Cocoa paste or liquor, and chocolate paste or liquor, sweetened, in blocks or cakes, not less than 2 lbs. in weight.... "	680,195	122,206	23,598 00	413,075	88,350	14,271 45

SESSIONAL PAPER No. 10

Imports into and Exports from Canada, &c.—*Continued.*

TOTAL IMPORTS.					TOTAL EXPORTS.				
Value.					Value.				
1909.	1910.	1911.	1912.	1913.	1909.	1910.	1911.	1912.	1913.
\$	\$	\$	\$	\$	\$	\$	\$	\$	\$
86,986 17,796	120,002 29,932	116,974 18,640	120,306 24,145	32,426 126,526	71,023	102,947	2,718	4,582	3,073
473,211	159,040	494,446	937,004	1,955,177					
5,733	7,678	6,251	7,821	10,680					
478,944	166,718	500,697	944,825	1,965,857	71,023	102,947	2,718	4,582	3,073
6,427	6,571	7,617	8,751	14,300	27,953	27,445	27,707	36,308	22,266
30,972	32,517	44,126	36,417	56,963					
240	860	2,213	181	737					
695	866	1,056	1,027	2,153	27,953	27,445	27,707	36,308	22,266
316,392	414,495	504,257	537,559	719,448	190,624	215,575	315,246	306,683	400,060
161	2,534	6,668	15,192	36,483					
31,057	31,932	25,240	33,280	31,601					
16,934	17,112	18,451	20,701	31,601	190,624	215,575	315,246	306,683	400,060
3,922	22,757	24,205	53,227	76,251	45,402	4,856	6,095	3,231	11,338
14,034,020	14,456,315	15,750,340	19,306,639	20,399,279	969	283	9,394	1,818	7,254
12,245,669	12,976,579	14,240,510	19,294,041	19,891,399	4,650,644	5,285,866	6,246,050	4,467,197	5,655,901
1,340,972	1,522,077	1,968,066	2,131,182	2,908,233	372,085	217,414	255,981	65,577	269,383
1,136,624	1,695,603	1,887,493	1,637,091	2,023,253					
.....	4,828	7,840	6,192					
28,761,207	30,673,331	33,875,442	42,430,020	45,504,607	5,069,100	5,508,419	6,517,520	4,542,823	5,943,876
341,356	338,334	382,834	691,669	903,446
219,554	253,236	326,182	393,677	379,733					
130,402	165,144	147,429	122,475	90,323					

4 GEORGE V., A. 1914

No. 18—ITEMIZED STATEMENT showing the Values of the Total

ARTICLES.	IMPORTS ENTERED FOR CONSUMPTION.					
	1912.			1913.		
	Quantity.	Value.	Duty.	Quantity.	Value.	Duty.
Cocoa beans, nibs, paste, chocolate and preparations of :— <i>Con.</i>		\$	\$ cts.		\$	\$ cts.
1 Cocoa or chocolate, preparations of, in powdered form.. Lbs.	1,073,921	260,990	43,282 00	1,237,029	289,182	47,402 20
2 Cocoa or chocolate, preparations of, N.O.P. "	1,397,594	297,377	77,464 65	1,454,059	300,672	76,639 15
3 Cocoa shells and nibs..... "	8,390	298	27 89	1,767	103	8 19
Total cocoa beans, nibs, paste, chocolate and preparations of.....	10,227,439	1,764,188	187,761 40	11,154,077	1,960,752	179,818 40
Cocoanuts :—						
4 Cocoanuts, imported from place of growth by vessels direct to a Canadian port..... No.	3,358,097	81,638	10,246 37	3,595,982	86,506	10,910 09
5 Cocoanuts, N.O.P. "	582,475	20,282	5,727 10	876,986	25,706	7,660 64
6 Cocoanut, desiccated, sweetened or not Lbs.	489,535	47,658	15,267 89	731,897	67,286	22,073 29
Total cocoanuts, &c.....		149,578	31,241 36		179,498	40,644 02
Coffee and imitations of :—						
7 Chicory, raw or green..... Lbs.	78,583	4,300	1,887 18	66,077	3,260	1,706 43
8 " kiln-dried, roasted or ground..... "	537,822	30,727	13,222 17	601,799	34,142	14,579 83
9 Coffee, condensed with milk.. "	320	74	14 80	4,552	634	127 90
10 " green, imported direct. "	12,237,512	1,808,454	14,983,283	2,416,162
11 " " N.O.P..... "	207,045	31,829	3,182 90	245,286	41,100	4,110 00
12 " extract of, N.O.P., or substitutes thereof of all kinds "	120,764	22,024	2,806 41	238,031	37,755	5,178 39
13 Coffee, roasted or ground, when not imported direct from country of growth and production..... "	387,886	89,610	16,687 54	435,461	109,160	19,623 84
14 Coffee roasted or ground, and all imitations thereof and substitutes thereof, including acorn nuts, N.O.P..... "	183,597	15,557	3,656 23	317,619	79,451	6,325 25
Total coffee and imitations of	13,753,529	2,002,575	41,457 23	16,892,108	2,721,664	51,651 64
15 Coir and coir yarn..... Lbs.	572,813	31,182	681,475	37,037
Collars and cuffs :—						
16 Collars..... Doz.	376,414	366,506	123,231 12	325,870	322,097	107,705 85
17 Cuffs..... Pairs.	28,855	3,397	921 74	22,053	2,761	826 27
Total collars and cuffs		369,903	124,152 86		324,858	108,532 12
18 Collections of antiquities when imported for or by public museums, public libraries, universities, colleges or schools, and which are to be placed in such institutions.....		20,527		11,783
19 Combs.....		212,959	67,105 99		238,147	74,252 04
20 Communion sets of metal, glass or wood.....		32,716		40,124

SESSIONAL PAPER No. 10

Imports into and Exports from Canada, &c.—*Continued.*

TOTAL IMPORTS.					TOTAL EXPORTS.				
Value.					Value.				
1909.	1910.	1911.	1912.	1913.	1909.	1910.	1911.	1912.	1913.
\$	\$	\$	\$	\$	\$	\$	\$	\$	\$
190,158	219,477	278,683	264,418	287,105
176,708	147,714	295,274	307,411	288,867
632	394	1,150	298	103
1,058,810	1,124,299	1,431,552	1,779,948	1,949,577
62,433	62,361	62,301	81,751	86,506
6,237	6,557	10,923	29,280	25,796
13,625	21,558	26,796	50,910	67,377
82,295	90,476	100,020	152,941	179,589
674	1,360	1,954	4,540	3,150
9,893	15,927	16,817	30,891	35,760
61	41	74	74	634
828,394	1,136,843	1,222,831	1,808,454	2,416,162
56,480	62,319	45,845	37,230	41,972
12,938	15,146	19,096	22,360	38,419	14,379	34,913	41,228	27,300	24,045
60,999	66,195	77,214	93,190	110,920
41,711	32,301	24,146	15,563	79,461
1,011,141	1,330,132	1,407,977	2,009,302	2,726,478	14,379	34,913	41,228	27,300	24,045
9,069	25,543	15,985	31,182	37,037
162,018	262,610	319,742	372,287	316,183
2,791	4,702	4,038	3,397	2,761
164,809	267,312	353,780	375,684	318,944
7,898	10,104	34,498	20,527	11,788
190,756	239,528	218,588	213,467	238,516
29,134	27,032	40,795	32,716	40,124

4 GEORGE V., A. 1914

No. 18—ITEMIZED STATEMENT showing the Values of the Total

ARTICLES.		IMPORTS ENTERED FOR CONSUMPTION.					
		1912.			1913.		
		Quantity.	Value.	Duty.	Quantity.	Value.	Duty.
	Cordage, rope and twine and manufactures of:—		\$	\$ cts.		\$	\$ cts.
1	Binder twine Lbs.	29,836,997	2,136,841	29,752,123	2,320,351
2	Binder twine, articles for the manufacture of		29,388			25,474
3	Cordage, cotton, of all kinds . . Lbs.	512,854	63,349	13,804 90	269,695	37,192	8,437 10
4	Cordage and twine of all kinds, N.O.P. "	3,109,363	330,439	72,737 70	4,361,418	534,227	116,524 50
5	Twine, manufactures of, viz:— Hammocks and lawn tennis nets, sportsmen's fish nets and other articles, N.O.P.		43,341	11,918 50		61,995	17,205 30
	Total cordage, rope and twine and manufac- tures of		2,603,358	98,461 10		2,979,239	142,166 90
6	Corsets of all kinds		490,086	170,976 23		559,832	195,623 17
7	Corset clasps, busks, blanks and steels, and covered corset wires cut to length, tipped or un- tipped, reed, rattan and horn, covered		15,710	5,478 02		17,552	6,115 87
8	Costumes and scenery, theatrical		7,135	1,772 00		5,329	1,296 66
	Cotton and manufactures of:—						
9	Bags, seamless		26,643	4,870 95		63,699	11,613 50
10	Bags, made by the use of the needle, N.O.P.		197,600	59,095 00		151,966	45,718 00
11	Batts, batting and sheet wad- ding Lbs.	207,562	24,789	6,177 74	300,626	33,701	8,372 30
	Clothing;—						
12	Blouses and shirtwaists		168,606	57,119 03		232,067	78,817 76
13	Shawls		3,091	969 05		2,583	775 18
14	Shirts Doz.	90,240	468,456	144,884 42	120,034	655,976	210,699 95
15	Socks and stockings Doz. pairs	742,263	881,929	273,994 75	869,514	1,120,535	350,388 65
16	Undershirts and drawers		61,467	19,997 70		115,440	38,451 94
17	Other clothing, N.O.P.		2,435,746	781,053 22		3,044,538	979,534 96
18	Embroideries, white and cream coloured		1,482,746	260,689 73		1,549,711	273,036 37
	Fabrics;—						
19	Belting of all kinds except leather or rubber		356,164	80,296 35		515,206	115,776 21
20	Bobbinet (white cotton) plain, in the web Yds.	412,903	49,272	7,606 61	469,795	55,895	8,454 10
21	Bookbinders' cloth		87,730		119,314
22	Duck, gray or white, N.O.P., weighing over 8 ozs. per square yard Yds.	2,117,536	609,467	113,934 30	4,129,164	1,131,705	214,621 45
23	Duck, cotton or linen, seam- less, in circular form, for the manufacture of hose pipe		113,887		102,102
24	Gray, unbleached Yds.	10,231,750	626,806	122,035 80	16,472,152	1,061,683	197,452 15
25	Jeans, couilles and sateens, imported by corset and dress stay manufacturers . . "	2,318,312	269,697	39,977 39	2,581,179	301,365	44,626 79
26	Printed, dyed or coloured, N.O.P. "	58,641,247	5,829,166	1,562,351 16	70,995,736	7,042,249	1,903,772 81

SESSIONAL PAPER No. 10

Imports into and Exports from Canada, &c.—*Continued.*

TOTAL IMPORTS.					TOTAL EXPORTS.				
Value.					Value.				
1909.	1910.	1911.	1912.	1913.	1909.	1910.	1911.	1912.	1913.
\$	\$	\$	\$	\$	\$	\$	\$	\$	\$
1,469,894	1,772,585	2,104,111	2,136,841	2,320,351			787,251	967,817	869,032
12,909	43,507	20,606	29,388	25,474					
14,338	80,198	70,890	64,202	37,302					
189,358	216,056	287,639	332,754	533,464	1,322,122	4806,32	83,166	63,065	42,877
36,239	42,125	49,371	43,341	61,944					
1,722,738	2,154,471	2,532,617	2,606,526	2,978,535	1,322,122	806,324	870,417	1,030,882	911,909
228,861	345,910	402,063	489,692	560,051					
3,389	15,575	13,634	15,710	17,698					
7,958	2,398	5,327	6,955	5,105					
11,602	22,853	35,446	26,728	63,699					
67,915	77,930	88,108	197,599	155,120					
17,789	29,711	25,688	24,845	33,650					
87,119	156,003	165,010	168,618	232,067					
1,183	4,453	4,728	3,091	2,583					
214,788	337,793	507,726	468,178	656,500					
416,579	667,207	949,562	878,337	1,119,367					
71,433	59,844	67,453	61,189	115,774					
877,375	1,405,069	1,850,952	2,438,797	3,045,608					
780,359	1,127,624	1,261,678	1,499,392	1,566,508					
154,398	183,918	283,417	353,073	510,887					
74,732	71,817	45,750	50,765	56,811					
51,318	81,429	90,344	87,730	119,314					
142,322	202,744	369,023	610,877	1,149,378					
73,603	77,826	93,612	113,887	102,102					
187,339	524,937	520,463	627,224	1,063,314					
127,566	185,876	183,772	269,697	302,308					
3,589,401	5,901,581	6,037,064	5,778,252	7,055,251	310,206	296,098	139,835	112,709	72,634

4 GEORGE V., A. 1914

No. 18—ITEMIZED STATEMENT showing the Values of the Total

ARTICLES.		IMPORTS ENTERED FOR CONSUMPTION.					
		1912.			1913.		
		Quantity.	Value.	Duty.	Quantity.	Value.	Duty.
Cotton and manufactures of:— <i>Con.</i>			\$	\$ cts.		\$	\$ cts.
1	Fabrics:— <i>Con.</i>						
	Tailors' hollands of cotton and towelling in the web.. Yds.	2,380,416	167,641	29,562 86	3,584,244	267,492	47,197 82
2	Uncoloured cotton fabrics, bleached, viz.: Scrims and window scrims, cambric cloths, muslin apron checks, brilliants, cords, piques, diapers, lenos, mosquito nettings; Swiss, jaconet and cambric muslins, and plain, striped or checked lawns..... "	498,002	38,169	7,491 64	545,670	37,851	7,279 57
3	Velvets, velveteens, and plush, N.O.P. "	2,640,093	765,559	158,547 76	3,430,226	996,310	201,855 13
4	White or bleached..... "	26,515,235	2,393,633	451,411 33	33,954,134	3,003,130	576,837 22
5	Handkerchiefs..... "		620,048	163,366 70		832,652	217,971 01
6	Lace, white and cream-coloured..... "		1,328,024	206,749 70		1,685,532	267,100 96
7	Lampwick..... "		19,775	4,560 68		24,728	5,441 08
8	Raw cotton or cotton wool.... Lbs.	72,793,909	7,932,467		77,457,809	8,735,191	
9	Sheets, bed quilts, pillow cases and damask in the piece, including uncoloured table cloths or napkins..... "		790,800	169,996 10		1,109,557	240,543 10
10	Tape, dyed or coloured..... "		8,201	2,282 06		13,123	3,509 02
11	" not dyed or coloured..... "		40,632	8,440 87		52,765	11,376 00
	Thread:—						
12	Crochet and knitting.... Lbs.	63,687	33,890	8,018 42	85,841	39,964	8,310 61
13	Sewing, in banks..... "	280,442	182,139	18,613 80	338,102	193,635	21,933 85
14	" on spools..... "		523,742	110,018 63		506,605	110,984 61
15	Other thread, N.O.P..... Lbs.	102,976	49,681	11,430 97	184,904	102,264	21,711 13
16	Towels..... "		316,088	64,994 30		472,801	97,614 60
17	Waste (exports)..... "						
	Yarn:—						
18	Knitting, hosiery or other cotton yarn, dyed or not, N.O.P..... Lbs.	582,745	114,558	30,707 29	755,693	207,008	44,242 64
19	No. 40, and finer..... "	2,347,803	1,138,306		2,707,983	1,231,953	
20	Polished or glazed, when imported by manufacturers of shoe laces..... "	5,848	2,824		3,744	1,435	
21	Warps..... "		4,666	1,166 50		6,099	1,242 23
22	Manufactures of cotton or of which cotton is component material of chief value, N.O.P.		788,810	252,808 20		1,131,719	365,696 15
	Total cotton and manufactures of		30,982,915	5,235,241 01		37,951,599	6,732,993 85
23	Cotton thread, nitrate of thorium and nitrate of cerium; for the manufacture of incandescent gas mantles, when imported by manufacturers of such mantles or of stockings for such mantles		5,465			5,718	
24	Crapes, black mourning..... "		13,341	1,897 11		12,239	1,658 11
25	Crucibles, clay, sand or plumbago..... "		72,376			80,271	
26	Curtains and shams when made up, trimmed or untrimmed		682,264	187,571 16		738,875	203,969 96
27	Curling stones and handles there- for..... "		220	22 00		49	4 90
			25,016			31,029	
28	Cyclometers and pedometers..... "		73,463	18,359 41		110,306	27,568 63
29	Damaged goods..... "		4,985	575 72		44,439	15,880 42
30	Donations, casual, sent by friends, and not for sale..... "						

SESSIONAL PAPER No. 10

Imports into and Exports from Canada, &c.—Continued.

TOTAL IMPORTS.					TOTAL EXPORTS.				
Value.					Value.				
1909.	1910.	1911.	1912.	1913.	1909	1910.	1911.	1912.	1913.
\$	\$	\$	\$	\$	\$	\$	\$	\$	\$
82,652	145,100	165,180	169,177	267,970					1
82,470	77,032	38,149	38,217	37,483					2
333,614	470,371	717,870	766,289	998,159					3
1,384,047	2,244,149	2,447,894	2,388,104	3,016,299					4
368,592	539,041	605,820	626,315	835,111					5
937,546	1,147,004	1,982,551	1,335,518	1,694,087					6
7,979	13,763	15,416	19,775	21,738					7
6,615,291	9,384,801	11,757,105	7,932,467	8,735,191					8
264,197	453,995	620,369	788,725	1,117,156					9
7,240	10,092	10,452	8,314	13,196					10
25,660	42,101	45,941	40,682	52,599					11
16,882	12,454	17,357	33,890	39,964					12
388,946	529,430	290,094	182,729	192,898					13
310,617	502,047	525,136	523,742	506,605					14
20,015	28,534	50,016	49,638	102,264					15
126,328	203,643	271,214	316,900	481,033					16
					31,455	70,957	51,278	35,920	47,607 17
66,270	117,394	126,589	144,558	207,008					18
369,492	649,000	936,316	1,138,306	1,231,953					19
4,723	1,401	1,696	2,824	1,435					20
6,370	1,803	236	4,666	6,099					21
243,790	411,516	620,883	790,084	1,134,505	99,675	75,438	107,969	149,432	170,933 22
18,609,542	28,103,286	32,926,080	30,959,149	38,045,994	441,336	442,493	299,082	298,061	291,174
		5,270	5,465	5,718					23
9,449	18,301	18,401	13,446	12,239					24
37,213	43,029	53,108	72,376	80,271					25
489,700	705,374	741,724	686,216	735,821					26
	1,847		220	49					27
8,707	16,432	19,264	25,016	31,029					28
2,662	16,565	44,496	74,349	110,321					29
11,469	2,179	8,293	4,985	44,439					30

4 GEORGE V., A. 1914

No. 18—ITEMIZED STATEMENT showing the Values of the Total

ARTICLES.		IMPORTS ENTERED FOR CONSUMPTION.					
		1912.			1913.		
		Quantity.	Value.	Duty.	Quantity.	Value.	Duty.
			\$	\$ cts.		\$	\$ cts.
Drugs, dyes, chemicals and medicines:—							
1 Acetate of lime (export)							
Acids:—							
2 Acetic and pyroligneous, N. O.P., not exceeding proof strength	Galls.	1,305	730	195 75	1,092	975	162 43
3 Acetic and pyroligneous, in excess of the strength of proof	"	3,245	3,096	3,588 23	2,176	2,411	2,550 96
4 Acetic and pyroligneous, crude, of any strength not exceeding 30 per cent.	"	4,919	1,315	217 45	8,853	2,374	426 70
5 Acid phosphate, not medicinal	Lbs.	1,680,985	63,040	12,462 22	1,936,822	79,610	15,441 45
6 Boracic, in packages of not less than 25 lbs.	"	327,686	18,422	413,450	21,293
7 Hydro-fluo-silicic	"	167,112	9,137	320,844	26,358
8 Mixed, N.O.P.	"	402,527	10,712	2,410 24	235,321	7,453	1,581 93
9 Muriatric	"	409,503	5,381	1,023 77	1,240,618	13,166	3,101 49
10 Nitric	"	79,322	5,647	1,270 70	229,350	11,382	2,561 07
11 Oxalic	"	257,382	12,588	397,859	21,906
12 Sulphuric	"	1,615,180	15,027	4,037 96	4,393,873	29,884	10,984 65
13 Stearic	"	288,710	26,938	5,201 06	318,152	30,259	6,018 89
14 Tannic	"	25,549	7,491	27,851	8,456
15 Other acids, N.O.P.	"	1,069,351	103,572	19,176 64	678,581	111,696	20,440 99
16 Albumen, blood and egg, and egg yolk.			23,343	2,311 10	41,540	4,126 60
17 Alum in bulk, ground or unground, but not calcined; and sulphate of alumina, or alun cake	Lbs.	6,914,191	62,451	6,245 10	11,150,069	106,319	10,631 90
	"	9,983,917	59,341	8,085,130	59,075
18 Ammonia, sulphate of	"	356,866	11,091	482,993	15,795
19 " nitrate of	"	636,013	40,159	1,625,053	101,798
20 Amyl acetate and acetone.			8,674	2,602 20	9,543	2,862 90
21 Aniline dyes, in packages of less than 1 lb.	Lbs.	1,457	572	99 15	2,120	778	134 98
22 Aniline and coal tar dyes, soluble in water, in packages of not less than 1 lb. weight, including alizarine and artificial alizarine.	"	2,202,124	467,366	2,411,420	555,075
23 Aniline salt	"	241,042	22,157	261,654	23,661
24 Aniline oil, crude	"	62,811	4,534	48,679	4,749
25 Annatto, liquid or solid.	"	90,428	10,717	127,822	15,703
26 Antimony, or regulus of, not ground, pulverized or otherwise manufactured.	Lbs.	512,590	32,867	881,155	54,832
27 Antimony salts	"	20,927	2,595	56,139	7,272
28 Arsenic, sulphide of	"	282,165	5,311	555,931	26,601
29 Arsenious oxide	"	68,649	1,304	14,923	563
30 Bacteriological products or serums for sub-cutaneous injections.			95,741	127,564
31 Barium, peroxide of, non-alcoholic, for use in the manufacture of peroxide of hydrogen	Lbs.	82,911	5,659
Beans, viz.:—							
32 Tonquin, crude only	"	731	1,492	948	2,107
33 Vanilla, crude	"	18,322	67,323	18,086	67,182

SESSIONAL PAPER No. 10

Imports into and Exports from Canada, &c.—*Continued.*

TOTAL IMPORTS.					TOTAL EXPORTS.					
Value.					Value.					
1909.	1910.	1911.	1912.	1913.	1909.	1910.	1911.	1912.	1913.	
\$	\$	\$	\$	\$	\$	\$	\$	\$	\$	
							174,740	218,277	311,376	1
243	787	564	730	975						2
5,377	5,518	5,836	2,703	2,848						3
1,695	1,994	679	1,315	2,374						4
29,495	41,435	57,626	62,909	79,610						5
16,346	13,277	18,311	18,422	21,293						6
6,134	22,622	12,324	9,137	26,358						7
14,020	33,012	23,908	28,075	8,419						8
1,742	4,001	2,206	5,381	13,166						9
4,565	3,482	7,502	5,647	11,382						10
10,206	14,600	17,604	12,588	21,906						11
3,280	8,466	22,005	15,027	29,882						12
17,416	23,943	24,472	26,938	30,259						13
4,297	8,259	9,808	7,491	8,456						14
64,434	51,439	71,596	101,564	112,749						15
14,206	16,826	31,693	23,163	42,598						16
46,088	52,172	64,584	62,451	106,349						17
23,811	42,252	48,598	59,341	59,075						17
14,267	10,211	42,941	11,091	15,795						18
18,991	10,328	39,744	40,159	101,798						19
7,283	11,210	7,139	8,674	9,543						20
426	383	12	572	728						21
310,393	418,565	447,456	467,366	555,075						22
24,987	21,148	16,992	22,157	23,661						23
2,439	3,231	3,074	4,534	4,749						24
13,502	14,024	11,878	19,717	15,703						25
28,482	34,728	35,796	32,867	54,832						26
3,651	5,953	6,438	2,595	7,272						27
14,575	11,485	8,093	5,311	26,601						28
4,064	1,410	6,605	1,304	563						29
60,483	63,712	84,848	95,741	127,564						30
				5,659						31
2,287	2,420	2,726	1,492	2,107						32
29,047	44,301	35,228	67,323	67,182						33

No. 18—ITEMIZED STATEMENT showing the Values of the Total

ARTICLES.		IMPORTS ENTERED FOR CONSUMPTION.					
		1912.			1913.		
		Quantity.	Value.	Duty.	Quantity.	Value.	Duty.
			\$	\$ cts.		\$	\$ cts.
1	Drugs, dyes, chemicals, &c.:— <i>Con</i>						
2	Bichloride of tin..... Lbs.	27,479	4,195	35,043	5,431
3	Binotrotoluol, trinitrotoluol and perchlorate of ammonia, for use in the manufacture of explosives..... "	377,372	39,034
4	Borax, in bulk of not less than 25 lbs..... "	3,270,247	121,942	3,085,117	112,754
5	Brimstone, crude, or in roll or flour, and sulphur, crude, in roll or flour..... "	45,039,790	465,926	72,716,339	759,585
6	Bromides, crude or production of bromide..... "
7	Bromine..... "	23	40	489	153
8	Burgundy pitch..... "	52,142	2,640	153,627	8,429
9	Calcium carbide (exports).....
10	Camwood and sumac, and ex- tract thereof..... Lbs.	805,876	16,298	744,927	14,978
11	Casein..... "	20,933	5,756 59	1,548	423 07
12	Chloralum or chloride of alu- minum..... Lbs.	3,600	806
13	Chloride of lime, and hypo- chlorite of lime in packages of not less than 25 lbs..... "	12,311,021	122,214	11,571,432	101,757
14	Cocaine..... Oz.	35	88	15 40	248	513	89 78
15	Cochineal..... Lbs.	2,887	1,276	1,589	726
16	Collodion for use in films for photo engravings and for en- graving copper rollers..... Galls.	401	525	91 60
17	Cream of tartar in crystals..... Lbs.	1,529,778	274,603	1,636,023	276,314
18	Cyanide of potassium, cyanide of sodium, cyanogen or com- pound of bromine and potas- sium for reducing metals in mining operation..... "	637,084	96,107	1,025,934	155,001
19	Dextrine, dry..... "	1,760,339	57,940	5,763 60	2,308,588	87,759	8,738 05
20	Dragon's blood..... "	590	508	1,256	839
21	Drugs, crude, such as barks, beans, flowers, roots, berries, balsams, buds, bulbs, fruits, insects, grains, gums and gum resins, &c., not edible but in a crude state and not advanced in value by any process of manufacture, N. O. P.....	130,355	126,425
22	Dyeing or tanning articles in crude state used in dyeing or tanning, N. O. P..... Lbs.	9,401,888	161,738	7,823,884	170,712
23	Dye stuffs (exports).....
24	Ferment cultures to be used in butter making.....	83	83
25	Flowers, leaves and roots:— Roots, medicinal, viz.: alka- net, crude, crushed or ground aconite, calumba, foliæ digitalis, gentian, ginseng, jalu, ipecacuan- ha, iris, orris root, liquori- ce, sarsaparilla, squills, taraxacum, rhubarb and valerian, unground.....	26,755	35,142
	Root, Senega (exports).....

4 GEORGE V., A. 1914

No. 18—ITEMIZED STATEMENT showing the Values of the Total

ARTICLES.	IMPORTS ENTERED FOR CONSUMPTION.					
	1912.			1911.		
	Quantity.	Value.	Duty.	Quantity.	Value.	Duty.
Drugs, dyes, chemicals, &c.:— <i>Con.</i>		\$	\$ cts.		\$	\$ cts.
1 Gelatine and isinglass..... Lbs.	535,993	132,856	31,322 76	594,427	144,881	33,808 98
2 Glycerine, crude, for the manu- facture of refined glycerine. "	920,359	128,989	1,284,542	159,174
3 Glycerine for the manufacture of explosives..... "	4,922,200	942,748	5,579,216	906,364
4 Glycerine, N. O. P..... "	180,582	45,612	7,121 57	161,255	23,271	4,004 66
Gums, viz.—						
5 Amber, Arabic, Australian, copal, damar, elemy, kau- rie, mastic, sandaric, sene- gal, tragacanth, gedda barberry, pontianac, and lac, crude, seed, button, stick, and shell..... "	3,166,287	434,328	3,768,393	479,200
6 Chicle or Sappato gum, crude "	6,421,663	2,005,179	9,606,708	3,052,434
7 Camphor..... "	29,381	10,252	1,659 59	58,880	23,468	3,959 85
8 Opium, crude..... "	5,017	25,863	5,017 00	5,117	28,647	5,117 00
9 Other gums, N. O. P..... "	13,776	2,907	519 26	11,858	3,069	529 44
10 Hemlock bark, extract of (exports)						
11 Indigo..... Lbs.	52,745	9,611	113,200	23,498
12 " auxiliary or zinc dust..... "						
13 Indigo paste and extract of..... "	47,056	8,820	108,896	15,841
14 Iodine, crude..... "	10,530	16,866	13,769	23,712
15 Iron liquor, solution of acetate or nitrate of iron for dyeing and calico printing..... "		2,813		5,092
16 Liquid preparations, non-alco- holic, for disinfecting, dipping or spraying, N. O. P..... "		58,545	14,219 60		74,205	18,077 25
17 Liquorice, in paste, rolls and sticks, not sweetened, N. O. P. Lbs.	1,921,681	154,863	34,815 23	1,890,405	161,716	36,338 30
18 Litmus, and all lichens, pre- pared or not..... "	842	155	107	25
19 Logwood, fustic and oak bark, ground..... "	5,131	179	9,830	124
20 Logwood, fustic, oak, oak bark quebracho, extract of..... "	25,354,951	682,511	37,724,427	976,703
21 Lye (exports)..... "						
22 Madder and munjeet, or In- dian madder, ground or pre- pared, and all extracts of..... Lbs.	424,792	13,703	2,347 42	794,055	27,750	4,774 10
23 Magnesia..... Lbs.						
24 Malt, extract of, fluid or not, including grain molasses..... Lbs.		63,754	22,313 90		55,130	19,295 50
25 Manganese, oxide of..... Lbs.	2,135,610	24,381	2,800,529	31,547
26 Medicinal, chemical, and phar- maceutical preparations, in- cluding proprietary prepara- tions (dry)..... "		923,263	215,972 80		1,094,617	256,174 20
27 Medicinal, chemical and phar- maceutical preparatibns, in- cluding proprietary prepara- tions (all other)..... "		131,685	65,842 50		146,732	73,366 00
28 Medicinal chemical and phar- maceutical preparations in- cluding proprietary prepara- tions (all other) non-alcoholic..... "		60,836	15,209 00		101,567	25,391 75
29 Morphine..... Ozs.	440	1,142	171 30	2,035	5,362	804 85
30 Musk, in pods or in grain..... "	306	2,705	304	4,466

SESSIONAL PAPER No. 10

Imports into and Exports from Canada, &c.—*Continued.*

TOTAL IMPORTS.					TOTAL EXPORTS.					
Value.					Value.					
1909.	1910.	1911.	1912.	1913.	1909.	1910.	1911.	1912.	1913.	
\$	\$	\$	\$	\$	\$	\$	\$	\$	\$	
76,653	94,713	93,765	132,745	146,296						1
		14,094	123,989	159,174						2
456,374	504,625	685,673	942,748	906,364						3
114,830	205,072	173,486	49,245	23,378						4
296,824	376,829	390,302	434,328	479,200						5
2,022,045	1,860,019	2,399,802	2,005,179	3,052,434				2,257,216	2,433,666	6
18,206	15,615	8,604	11,044	22,849						7
149,893	12,306	22,205	23,348	30,457						8
3,432	3,505	1,586	3,137	3,069						9
					79,437	97,950	49,012	35,728	24,480	10
1,873	3,386	1,857	9,611	23,498						11
										12
10,853	21,113	17,349	8,820	15,841						13
25,751	24,241	15,081	16,866	23,712						14
2,172	2,597	2,314	2,813	5,092						15
22,647	30,201	44,033	58,611	73,636						16
137,170	150,867	129,226	143,904	182,374						17
29	12	50	155	25						18
4,195	1,533	1,511	179	124						19
648,142	735,786	910,586	682,511	976,703						20
								32,791	39,235	21
244	753	157								22
9,684	5,635	10,959	13,703	27,467						23
36,445	44,326	59,008	63,597	55,953						24
6,561	13,048	18,347	24,381	31,547						25
486,153	614,197	761,453	939,501	1,104,963						26
125,898	149,398	114,357	134,322	144,974						27
	2,784	42,922	54,993	103,483						28
330	2,902	2,377	1,142	5,362						29
1,921	1,934	1,797	2,705	4,466						30

4 GEORGE V., A. 1914

No. 18—ITEMIZED STATEMENT showing the Values of the Total

		IMPORTS ENTERED FOR CONSUMPTION.					
ARTICLES.		1912.			1913.		
		Quantity.	Value.	Duty.	Quantity.	Value.	Duty.
	Drugs, dyes, chemicals, &c.:— <i>Con.</i>		\$	\$ cts.		\$	\$ cts.
1	Nut galls and extracts thereof Lbs.	14,397	1,766	19,733	2,599
2	Opium, powdered..... "	355	2,074	479 25	301	1,909	406 35
3	Persis, or extract of archill and cudbear..... "	1,520	177	3,347	422
4	Phosphorus..... "	16,310	4,846	15,025	4,661
	Potassa or potash—						
5	Bicarbonate of..... "	75,333	1,166	204 06	2,500	148	22 20
6	Bichromate..... "	303,927	20,578	390,747	26,449
7	Caustic, in packages less than 25 lbs..... "	42,893	1,672	250 50	44,319	2,370	354 00
8	Caustic, in packages of not less than 25 lbs..... "	563,457	28,528	530,453	27,442
9	Chlorate of, not further prepared than ground..... "	554,296	42,227	762,276	56,798
10	Muriate and sulphate of, crude..... "	6,330,818	116,899	10,540,663	195,171
11	Nitrate of, or saltpetre..... "	2,311,723	108,702	1,838,961	88,348
12	Prussiate of, red and yellow..... "	162,199	13,229	193,284	20,718
13	Precipitate of copper, crude..... "	3,728	429	6,878	687
14	Pyroxylin and wood naphtha, preparations of, for coating imitation leather.....		11,532	1,153 20		16,314	1,631 40
15	Quassia juice.....		40		37
16	Quick-silver..... Lbs.	106,958	60,943	148,537	77,658
17	Quinine..... Ozs.	182,601	24,241	154,597	27,743
18	Radium.....		1,747		1,062
19	Red liquor, a crude acetate of aluminium, prepared from pyroligneous acid, for dyeing and calico printing.....		673		315
20	Saffron and safflower and extracts of, and saffron cake..... Lbs.	520	1,038	656	1,064
21	Sal ammoniac..... "	832,881	38,922	1,200,754	55,580
22	Salts, glauber..... "	1,517,980	7,854	1,319 89	1,966,015	9,089	1,543 95
	Soda, —						
23	Arseniate, binarsenate and stannate of..... "	66,472	2,620	21,599	850
24	Bicarbonate of..... "	5,348,445	51,722	8,022 24	5,989,867	61,583	9,649 99
25	Bichromate of..... "	354,880	20,598	566,215	32,611
26	Bisulphite..... "	620,949	6,930	1,157,351	12,169
27	Caustic, in packages less than 25 lbs..... "	122,860	7,494	994 65	137,185	7,938	1,090 50
28	Caustic, in packages not less than 25 lbs..... "	14,350,811	266,188	15,835,631	294,874
29	Chlorate of..... "	1,022,854	54,776	377,570	19,739
30	Hyposulphite of, for tanning leather..... "	489,000	6,266	748,969	8,705
31	Nitrate of or cubic nitre..... "	57,635,452	856,875	87,555,905	1,642,484
32	Nitrate of barilla..... "	46,947	1,857	19,146	1,059
33	Sal..... "	10,047,212	62,036	10,102,636	63,710
34	Silicate of, in crystal or in solution..... "	9,045,766	62,523	12,105,738	76,681
35	Peroxide of..... "	25,795	8,776	25,633	7,815
36	Prussiate and sulphite of..... "	349,689	8,618	423,356	14,211
37	Sola ash or barilla..... "	46,875,207	389,810	58,235,755	457,720
38	Sulphate of, crude, known as salt cake..... "	14,237,160	91,148	20,939,964	108,376
39	Sodium, hyposulphite.....		3,459	599 47		3,225	543 16
40	" sulphide of..... Lbs.	1,024,434	14,936	1,458,764	20,554

SESSIONAL PAPER No. 10

Imports into and Exports from Canada, &c.—*Continued.*

TOTAL IMPORTS.					TOTAL EXPORTS.				
Value.					Value.				
1909.	1910.	1911.	1912.	1913.	1909.	1910.	1911.	1912.	1913.
\$	\$	\$	\$	\$	\$	\$	\$	\$	\$
1,303	1,803	838	1,766	2,599					1
1,904	1,976	1,944	2,074	1,909					2
305	592	547	177	422					3
3,084	3,896	2,192	4,846	4,661				90,756	62,543 4
386	29	68	1,166	148					5
16,002	31,465	30,020	20,578	26,449					6
693	1,241	1,813	1,672	2,370					7
15,404	13,965	23,338	28,528	27,442					8
45,292	32,442	36,908	42,227	56,798					9
44,551	79,918	87,553	116,899	195,171					10
96,718	67,054	95,389	108,702	88,348					11
14,076	18,390	5,580	13,229	20,718					12
300	327	525	429	687					13
		9,328	11,532	16,314					14
96	333	16	40	37					15
46,217	146,914	74,956	60,943	77,658					16
15,856	18,986	18,549	24,241	27,743					17
	116	4,819	1,747	1,062					18
646	592	123	673	315					19
296	1,062	858	1,038	1,064					20
17,515	29,250	35,113	38,922	55,580					21
1,447	2,219	5,897	7,854	9,089					22
437	835	790	2,620	850					23
48,173	52,701	58,756	51,734	61,583					24
16,185	28,156	27,361	20,598	32,611					25
11,853	10,465	8,767	6,930	12,169					26
3,760	6,503	5,100	7,306	7,936					27
207,087	226,340	260,010	266,188	294,874					28
75,153	5,741	34,008	51,776	19,739					29
	2,324	7,393	6,266	8,705					30
625,433	682,816	791,689	856,875	1,642,484					31
396	326	824	1,857	1,059					32
92,869	106,251	69,394	62,036	63,710					33
22,920	35,499	47,054	62,523	75,681					34
3,941	4,755	5,851	8,776	7,815					35
8,611	7,616	9,116	8,618	14,211					36
179,935	263,656	318,335	389,810	457,720					37
1,505	16,680	94,851	91,148	108,376					38
3,403	3,455	2,519	3,459	3,225					39
23,875	14,180	14,248	14,936	20,554					40

4 GEORGE V., A. 1914

No. 18—ITEMIZED STATEMENT showing the Values of the Total

ARTICLES.	IMPORTS ENTERED FOR CONSUMPTION.					
	1912.			1913.		
	Quantity.	Value.	Duty.	Quantity.	Value.	Duty.
		\$	\$ cts.		\$	\$ cts.
1 Drugs, dyes, chemicals, &c.:— <i>Con.</i>						
2 Spirits and strong waters of any kind, mixed with any ingredient or ingredients, and being known or designated as anodynes, elixirs, essences, extracts, lotions, tinctures or medicines, or ethereal and spirituous fruit						
2 essences, N.O.P. Galls.	5,069	45,693	25,873 50	6,665	56,447	32,930 10
3 Sulphate of iron (copperas) Lbs.	643,772	4,316	607,385	4,904
3 Sulphate of copper (blue vitriol) "	2,049,817	87,528	2,541,730	132,327
4 Sulphuric ether, chloroform and solutions of peroxides of hydrogen						
4 "	217,855	34,442	8,125 70	257,938	42,604	10,018 90
5 Surgical dressings, antiseptic, such as absorbent cotton, cotton wool, lint, lamb's wool, tow, jute, gauzes and oakum, prepared for use as surgical dressings, plain or medicated		154,526	26,634 06		197,887	35,682 21
6 Tartaric acid crystal Lbs.	279,214	60,164	323,858	74,863
7 Terrajaponica, gambier or cutch "	2,821,349	109,678	4,123,626	136,399
8 Thorium nitrate						
9 Turmeric	Lbs.	39,927	2,512	52,951	2,992
10 Vaccine and ivory vaccine points		14,235		14,936
Vaccine points, articles for the manufacture, viz.:—						
11 Glass caps, shells, containers and capillary tubes; rubber bulbs, boxes or corks, only when imported by manufacturers of vaccine points						
12 Vaseline and all similar preparations of petroleum, for toilet, medicinal or other purposes		19,484	4,826 20		23,825	5,936 05
13 Verdigris or sub-acetate of copper, dry .. Lbs.	2,799	433	2,027	386
14 Wines, medicinal or medicated, containing not more than 40 per cent of proof spirit Galls.	12,231	24,754	12,377 00	16,809	35,969	17,984 50
15 Zinc dust	Lbs.	153,697	10,522	280,267	18,466
16 " sulphate and chloride of. "	494,523	18,740	997,135	29,481
17 All other drugs, dyes, chemicals, &c., N.O.P.		1,013,702	169,921 86		1,229,622	207,485 81
Total drugs, dyes, chemicals, &c.		12,595,851	749,690 67		16,511,343	897,290 44
Earthenware and chinaware:— (See bricks and tiles).—						
18 Brown or coloured earthenware and stoneware, and Rockingham ware		55,231	15,253 80		62,491	16,684 60
19 Chinaware, to be silver mounted, imported by manufacturers of silverware		217	48 83		402	81 09
20 China and porcelain ware, N.O.P.		70	15,377 00		66,926	16,961 90

SESSIONAL PAPER No. 10

Imports into and Exports from Canada, &c.—*Continued.*

TOTAL IMPORTS.					TOTAL EXPORTS.				
Value.					Value.				
1909.	1910.	1911.	1912.	1913.	1909.	1910.	1911.	1912.	1913.
\$	\$	\$	\$	\$	\$	\$	\$	\$	\$
17,010	35,836	41,800	48,127	59,050					1
6,579	5,182	7,635	4,316	4,904					2
93,087	78,177	63,318	87,528	132,327					3
26,240	28,761	27,905	34,421	42,530					4
75,899	112,963	144,296	154,664	197,887					5
40,009	44,299	49,779	60,164	74,868					6
48,672	92,756	143,622	109,678	136,399					7
4,471	4,770	436							8
2,428	3,530	2,799	2,512	2,992					9
13,195	10,422	10,719	14,235	14,936					10
	60								11
15,274	18,112	24,948	19,484	23,829					12
189	319	26	433	386					13
11,489	14,519	23,857	21,070	36,812					14
1,155	3,442	4,129	10,522	18,466					15
2,414	4,118	7,940	18,740	29,481					16
612,465	745,677	926,150	1,016,750	1,238,089	2,389,422	2,868,879	3,357,514	1,074,670	1,778,232
9,148,417	10,173,839	12,233,520	12,618,073	16,560,333	2,486,344	2,976,595	3,626,467	4,034,396	5,028,741
28,040	38,992	56,046	55,211	62,403					18
			217	402					19
88,415	89,540	95,033	59,795	69,270					20

4 GEORGE V., A. 1914

No. 18—ITEMIZED STATEMENT showing the Values of the Total

ARTICLES.		IMPORTS ENTERED FOR CONSUMPTION.					
		1912.			1913.		
		Quantity.	Value.	Duty.	Quantity.	Value.	Duty.
	Earthenware, &c.— <i>Con.</i>		\$	\$ cts.		\$	\$ cts.
1	C. C. or cream-coloured ware, decorated, printed or sponged, and all earthenware, N.O.P.		191,744	45,124 10		296,638	70,623 90
2	Demijohns, churns or crocks.		4,615	1,359 70		25,486	7,419 50
3	Tableware of china, porcelain, white granite or iron-stone ware.		1,762,483	340,331 49		2,166,163	414,934 07
4	Tiles or blocks of earthenware or stone prepared for mosaic flooring.		127,915	55,438 70		176,808	50,156 10
5	Tiles, earthenware, N.O.P.		157,521	47,030 65		276,913	84,249 55
6	Manufactures of earthenware, N.O.P.		222,970	59,248 40		193,353	52,846 20
	Total earthenware and chinaware..		2,582,966	559,212 67		3,265,180	714,006 91
7	Earths, crude only.		10,259			14,972	
8	Elastic, round or flat, including garter elastic.		191,530	52,502 56		184,908	50,320 55
	Electric apparatus :—						
9	Carbons, electric light, and carbon points of all kinds, N.O.P. M	3,120	56,024	19,340 21	5,152	71,067	24,740 42
10	Carbons over six inches in circumference. No.	1,051,608	194,676		1,613,225	307,094	
11	Electric apparatus, N.O.P., insulators of all kinds, &c., electric and galvanic batteries, telephone and telegraph instruments.		4,635,159	1,210,260 19		6,996,037	1,801,122 98
12	Electric motors, generators, dynamos and sockets.		982,988	260,129 12		1,583,907	410,734 24
13	Fuse heads of metal, foil or cardboard, for use in the manufacture of fuses.		4,807				
14	Incandescent lamp bulbs and glass tubing for use in the manufacture of incandescent lamps and mantle stocking for gas light.		121,049	12,099 60		146,435	14,612 25
	Total electric apparatus.		5,994,703	1,501,828 52		9,104,540	2,251,209 89
15	Embroideries, N.O.P.		138,701	43,068 13		143,701	45,215 52
16	Emery in bulk, crushed or ground.		47,263			48,469	
17	Emery and carborundum wheels and manufactures of emery or carborundum.		105,833	26,449 17		141,017	35,232 30

SESSIONAL PAPER No. 10

Imports into and Exports from Canada, &c.—*Continued.*

TOTAL IMPORTS.					TOTAL EXPORTS.				
Value.					Value.				
1909.	1910.	1911.	1912.	1913.	1909.	1910.	1911.	1912.	1913.
\$	\$	\$	\$	\$	\$	\$	\$	\$	\$
200,196 10,527	223,768 7,513	193,064 7,235	195,437 4,643	300,082 25,577	6,245	15,411	10,543	9,636	19,133
1,209,204	1,259,635	1,638,537	1,764,953	2,145,328					
43,389 80,022	65,159 84,883	98,616 138,463	128,725 156,297	172,073 277,091					
67,153	74,033	178,699	221,846	190,509					
1,726,946	1,843,523	2,405,693	2,587,124	3,242,735	6,245	15,411	10,543	9,636	19,133
1,715	1,299	9,397	10,259	14,972
136,241	196,235	168,852	191,547	185,047
45,517	44,447	61,455	57,131	72,045					
55,080	162,462	196,644	194,676	307,094					
1,643,696	2,919,709	4,230,122	4,676,075	6,934,812					
333,503	490,967	583,548	983,365	1,589,127	82,614	80,331	132,411	137,728	215,546
.....	995	4,807					
50,445	73,381	97,756	124,554	145,658					
2,128,241	3,690,966	5,170,520	6,040,608	9,098,736	82,614	80,331	132,411	137,728	215,546
78,137 25,931	109,821 28,482	133,880 42,188	140,581 47,263	141,892 48,469
47,498	73,810	95,400	105,833	141,320

4 GEORGE V., A. 1914

No. 18—ITEMIZED STATEMENT showing the Values of the Total

ARTICLES.		IMPORTS ENTERED FOR CONSUMPTION.					
		1912.			1913.		
		Quantity.	Value.	Duty.	Quantity.	Value.	Duty.
	Fancy goods, viz. :—		\$	\$ cts.		\$	\$ cts.
1	Alabaster, spar, amber, terra cotta or composition ornaments		51,431	14,877 43		46,705	13,622 32
2	Bead ornaments.....		28,668	8,182 40		22,738	6,540 80
3	Boxes, fancy, ornamental cases and writing desks. &c.....		311,907	98,443 43		361,506	111,501 47
4	Braids, cords, fringes, tassels, N.O.P.....		679,953	227,486 30		656,241	219,501 92
5	Cases for jewellery, watches, silverware, plated ware and cutlery.....		25,912	8,764 56		59,299	19,329 36
6	Fans.....		9,801	2,798 83		10,740	3,072 80
7	Feathers, fruits, grains and leaves, artificial, suitable for ornamenting hats.....		480,486	123,152 08		782,576	199,468 31
8	Feathers, fancy, undressed.....		148,422	17,063 77		228,560	26,093 74
9	Feathers, fancy, N.O.P., and manufactures of feathers, N.O.P.....		478,178	115,540 76		406,920	100,284 74
10	Feathers, ostrich and vulture, dressed.....		52,462	11,175 46		71,620	15,030 87
11	Ivory or bone dice, draughts, chessmen, &c.....		366	63 21		282	49 37
12	Lace, N.O.P., lace collars and all manufactures of lace; nets and nettings of cotton, linen, silk or other material, N.O.P.....		1,146,172	340,124 40		1,340,254	397,794 25
13	Statues and statuettes of any material.....		75,463	21,892 86		69,911	20,112 84
14	Tinsel thread and tinsel wire for the manufacture of braids, cords, tassels, ribbons or trimmings.....		12,328	1,195 80		3,844	384 40
15	Toys and dolls of all kinds.....		771,875	226,468 82		939,678	274,880 34
	Total fancy goods.....		4,273,424	1,217,230 11		5,000,874	1,467,602 53
16	Fashion plates, tailors', milliners' and mantle-makers'.....		33,612			52,672	
17	Featherbone in coils.....		760	151 18		393	78 60
18	Feathers, bed and other, N.O.P. :— Dressed.....		72,425	17,149 66		124,649	29,512 13
	Undressed.....		46,446	6,742 55		65,740	9,318 35
19	Felt, adhesive, for sheathing vessels.....		1,110			862	
	Fertilizers, manures, &c. :—						
20	Bone dust, bone black or charred bone and bone ash . Cwt.	74,313	103,201		75,562	123,476	
21	Fertilizers, compounded or manufactured.....		445,383	43,173 80		539,905	51,062 60
22	Fertilizers, uncompounded or unmanufactured, N.O.P.....		1,319			739	
23	Guano and other animal manures..... Cwt.	47,462	19,182		37,313	49,645	
24	Kainite or German potash salts for fertilizers..... Lbs.	578,490	6,995		42,200	252	
25	Manures, vegetable..... Cwt.	2,216	725		55	102	
26	Phosphate rock.....		43,342			24,137	
	Total fertilizers.....		620,147	43,173 80		737,656	51,062 60

SESSIONAL PAPER No. 10

Imports into and Exports from Canada, &c.—*Continued.*

TOTAL IMPORTS.					TOTAL EXPORTS.				
Value.					Value.				
1909.	1910.	1911.	1912.	1913.	1909.	1910.	1911.	1912.	1913.
\$	\$	\$	\$	\$	\$	\$	\$	\$	\$
5,946	17,857	40,679	51,419	46,777					
11,935	17,737	38,112	28,515	28,391					
155,052	199,223	290,314	314,039	361,389					
464,959	527,162	595,721	679,554	656,073					
19,300	20,928	19,477	25,912	59,299					
6,171	8,276	12,109	9,801	10,741					
481,750	497,157	592,633	480,548	785,296					
15,644	16,781	115,653	148,442	232,852					
417,173	576,347	325,864	478,297	406,162					
33,662	21,629	46,206	52,462	71,620					
166	463	366	366	282					
841,050	970,386	1,126,756	1,149,849	1,339,244					
48,937	47,525	67,474	75,717	70,389					
4,390	16,652	8,797	12,328	3,844					
376,488	498,304	728,291	771,001	937,661					
2,822,623	3,436,427	4,008,452	4,278,250	5,010,020					
5,353	8,528	18,840	33,612	52,672					
	8	28	760	393					
3,859	1,773	48,112	72,425	124,649					
14,650	75,686	12,588	46,446	66,769					
815	447	2,171	1,110	862	481	4,117	661	589	2,792
111,543	103,006	65,238	103,201	123,476					
345,015	358,999	421,793	445,383	539,905					
16,599	10,406	4,545	1,319	739	360,532	371,626	458,467	954,642	1,679,806
11,906	21,381	26,444	19,182	49,045					
7,993	7,254	5,921	6,995	252					
139			725	102					
36,465	47,447	62,512	43,342	24,137		15,735		100	
529,660	548,493	586,453	620,147	737,656	360,532	387,361	458,467	954,742	1,679,806

4 GEORGE V., A. 1914

No. 18—ITEMIZED STATEMENT showing the Values of the Total

ARTICLES.		IMPORTS ENTERED FOR CONSUMPTION.					
		1912.			1913.		
		Quantity.	Value.	Duty.	Quantity.	Value.	Duty.
			\$	\$ cts.		\$	\$ cts.
Fisheries, articles for the use of, viz:—							
1	Bank, cod, pollock and mackerel fish lines; and trawler, herring, salmon, seal, seine, mullet, net and trawl twine in hanks or coil, barked or not—in variety of sizes and threads—including gilling thread in balls, and head ropes, barked marline, and net norsels of cotton, hemp or flax, and deep-sea fishing-nets or seines, when used exclusively for the fisheries, and not including lines or nets commonly used for sportsmen's purposes.		1,052,518			1,378,488	
2	Fish hooks for deep-sea or lake fishing, not smaller in size than No. 2'0, not including hooks commonly used for sportsmen's purposes.		23,330			24,942	
3	Trawls, trawling spoons, fly hooks, sinkers, swivels, and sportsmen's fishing bait, and fish-hooks, N.O.P.		42,730	12,113 00		57,826	16,368 72
	Total fisheries, articles for the use of.		1,118,578	12,113 00		1,461,256	16,368 72
Fish:—							
4	Ambergris.		587			63	
5	Anchovies and sardines packed in oil or otherwise, in tin boxes weighing over 20 ozs. and not over 36 ozs.	Boxes 6,121	475	364 56	12,053	962	703 18
6	" " in tin boxes, weighing over 12 ozs. and not over 20 ozs.	" 82,088	8,575	3,214 64	77,109	9,537	3,203 97
7	" " in tin boxes, weighing over 8 ozs. and not over 12 ozs.	" 352,573	19,781	7,524 53	531,314	32,605	10,946 71
8	" " in tin boxes, weighing 8 ozs. or less.	" 4,606,370	259,906	88,506 12	7,070,175	391,740	138,525 76
9	Bait fish, fresh.	Lbs. 578	70	5 78	550	28	5 50
10	" salted.	" 6,032	363	60 32			
11	" clams or other.	Bbbs. 20	241		75	525	
Cod, haddock, ling and pollock—							
12	Fresh.	Lbs. 301,782	13,621	3,017 82	194,540	8,607	1,945 40
13	" "	" 39,295	2,595		252,008	7,411	
14	Dry salted or smoked.	" 600,350	36,200	6,003 50	394,524	21,870	3,629 47
15	" "	" 136,835	731,589		142,260	653,625	
16	Pickled.	" 89,800	1,796	898 00	689	40	6 89
17	" "	Cwt. 1	4		1	5	
18	Tongues and sounds (exports).						
19	Wet salted.	Lbs. 52	240		200	13	2 00
20	" "	Cwt. 52	240				
21	Fish, all other, fresh.	Lbs. 155,077	12,152	1,542 07	355,323	27,654	3,538 45
22	" " "						

4 GEORGE V., A. 1914

No. 18—ITEMIZED STATEMENT showing the Values of the Total

ARTICLES.		IMPORTS ENTERED FOR CONSUMPTION.					
		1912.			1913.		
		Quantity.	Value.	Duty.	Quantity.	Value.	Duty.
Fish:— <i>Con.</i>			\$	\$ cts.		\$	\$ cts.
1	Fish, fresh or dried, N.O.P., in barrels or in half barrels.... Lbs.	573,543	32,397	5,654 18	730,822	49,186	7,281 24
2	Fish, all other, pickled. "	12,674	1,468	126 74	75,127	4,741	746 47
3	" "						

SESSIONAL PAPER No. 10

Imports into and Exports from Canada, &c.—*Continued.*

TOTAL IMPORTS.					TOTAL EXPORTS.				
Value.					Value.				
1909.	1910.	1911.	1912.	1913.	1909.	1910.	1911.	1912.	1913.
\$	\$	\$	\$	\$	\$	\$	\$	\$	\$
19,056	42,042	28,067	32,067	49,430					
518	5,140	1,674	1,322	5,003	26,413	45,623	18,850	48,557	14,105
3,599	2,979	5,137	3,686	17,034					
1,321	2,167	6,092	3,594	3,963					
4,139	6,127	9,425	8,351	8,470					
53,406	83,320	139,265	155,961	178,495					
45,559	53,773	76,431	149,224	165,405					
1,102	3,957	7,521	8,012	7,081	137,203	87,304	139,131	131,417	147,343
		10		287	556			137	
291	101	152	261	307	123,766	170,853	142,879	300,617	204,571
18,667	19,778	31,030	32,926	25,838	785,024	824,745	489,994	496,160	618,657
47,542	51,923	91,409	93,549	102,073	2,268	7,124	4,923	1,569	1,755
77,531	110,152	75,271	119,965	107,111	79,375	72,255	46,098	60,791	91,846
839	20	384	1,495	179					
		39	82	55					
489	176	104	189	99	463,432	528,353	529,377	566,946	629,031
1,844	675	3,512	6,707	3,122					
		176	36						
400	85		2,829	442	2,755,034	2,620,656	2,762,855	3,082,778	3,083,275
39,628	30,042	49,122	33,083		165,636	119,919	89,730	68,175	175,488
440	588	4,640	21,826	1,716	3,989	1,720	108		
482	1,635	54,135	12,520	6,408	339,717	307,296	166,307	166,446	195,320
		1,144		2,780	1,759	2,206	1,888	5,854	6,457
27,291	25,058	25,173	27,676	28,038					
228,864	284,347	295,307	321,548	316,950					
28,057	45,499	40,497	47,791	51,875					
9,915	8,362	8,170	7,219	5,178	129	812	527	36	
2,160	321	1,721	405	1,202					
5,448	5,579	2,636	2,380	4,656					
1,887	20,991	3,289	10,171	16,129	208,486	190,658	215,966	200,053	250,200
17,043	12,253	13,386	21,344	23,257				1,780	120,125
157	158	1,063	1,545	511	325,063	328,776	208,156	280,290	173,695
15,582	23,176	24,422	24,020	31,885	421	211	704	158	216
858	1,438	1,449	1,608	1,634					
41	13			23					
235	111	294	1,912	78,860	2,468,479	4,368,044	3,668,598	3,830,178	3,493,690
2,185	230	740	1,065	11,576	44,814	21,228	29,724	14,678	14,614
1,703	4,283	297	1,068	2,366	121,107	394,061	401,577	454,228	486,298
475	1,163	2,786	1,272	471	45,359	71,227	129,878	65,732	71,158
	609	83	12	1,496					
7,205	6,372	5,276	2,984	3,708	38,285	47,097	74,920	64,270	104,653
930	1,487	1,981	10,304	43,699					
				35,555					

4 GEORGE V., A. 1914

No. 18—ITEMIZED STATEMENT showing the Values of the Total

ARTICLES.		IMPORTS ENTERED FOR CONSUMPTION.						
		1912.			1913.			
		Quantity.	Value.	Duty.	Quantity,	Value.	Duty.	
			\$	\$ cts.		\$	\$ cts.	
Fish:— <i>Con.</i>								
1	Seed and breeding oysters imported for the purpose of being planted in Canadian waters		9,990			7,151		
2	Other articles, the produce of the fisheries, not specially provided for	{	1,916			3,186		
			34,092	8,469 70		46,382	11,333 10	
Total fish			2,234,277	257,508 31		2,487,375	351,536 60	
Flax, hemp, and jute and manufactures of, viz.:—								
3	Bags or sacks of hemp, linen or jute		289,052	47,568 25		294,495	48,877 45	
4	Carpeting, rugs, matting, and mats of hemp or jute		71,695	14,006 49		85,119	17,120 84	
5	Carpet linings and stair pads		4,064	991 18		1,818	404 70	
Clothing:—								
6	Blouses and shirt waists		550	170 10		301	104 08	
7	Shirts	Doz.	394	3,410	1,041 27	622	4,714	1,460 77
8	Other, N.O.P.		19,150	6,277 79		18,713	5,926 74	
9	Damask of linen, uncoloured, in the piece, stair linen, diaper, doylies, tray cloths, uncoloured table cloths, or napkins of linen, quilts, counterpanes, pillow cases of linen and sheets		1,056,113	231,246 10		1,192,979	258,118 70	
10	Embroideries and lace of linen, white and cream coloured		7,699	1,199 25		3,496	546 25	
Fabrics:—								
11	Brown or bleached	Yds.	999,145	123,720	22,263 54	1,459,007	175,201	31,962 22
12	Canvas for ships' sails			16,751	837 55		15,853	792 65
13	Jute canvas, uncoloured	Yds.	4,268,620	366,975		24,192,753	1,424,011	
14	Jute cloth as taken from the loom, not coloured, cropped, pressed, mangled, calendered nor in any way finished	"	20,846,478	1,062,173		53,065,007	2,601,785	
15	Jute cloth, uncoloured, not further finished than cropped, bleached, mangled or calendered	"	31,903,273	1,213,702	92,830 33	305,764	21,326	1,757 28
16	Printed dyed or coloured, N.O.P.	"	324,977	32,891	8,388 45	353,791	45,198	11,769 05
17	Tailors' holland of linen and towelling in the web	"	2,734,208	182,556	32,348 42	2,971,903	231,657	40,874 48
18	Unbleached, N.O.P.	"	3,494,596	282,118	44,148 00	4,916,204	457,578	72,024 35
19	Flax (exports)							
20	Flax fibre, flax tow and fibrilla	Cwt.	1,003	4,955		5,247	11,704	
21	Handkerchiefs			242,346	62,848 65		303,517	79,345 00
22	Hemp, dressed or undressed	Cwt.	82,661	416,163		64,996	381,797	
23	Horse clothing, shaped or otherwise manufactured			5,498	1,624 50		3,254	934 70
24	Jute butts and jute	Cwt.	1,267	5,869		1,751	11,634	
25	Sail twine for boats' and ships' sails	Lbs.	11,242	3,221	161 05	43,940	7,309	365 45
26	Tapestry, jute			273	40 95		683	170 75
27	Thread, linen, N.O.P.	Lbs.	336,611	231,169	41,201 38	395,370	273,059	48,492 02
28	Towels			215,227	44,179 70		235,697	48,967 30

SESSIONAL PAPER No. 10

Imports into and Exports from Canada, &c.—*Continued.*

TOTAL IMPORTS.					TOTAL EXPORTS.				
Value.					Value.				
1900.	1910.	1911.	1912.	1913.	1900.	1910.	1911.	1912.	1913.
\$	\$	\$	\$	\$	\$	\$	\$	\$	\$
887	5,829	7,961	9,990	7,151					1
116	4,067	12,405	1,916	7,186	20,370	30,012	70,232	109,571	41,499
15,926	29,909	29,498	34,101	44,921					2
1,626,321	1,804,335	1,932,996	2,355,901	2,560,789	12,792,243	15,301,671	15,084,505	15,667,041	15,786,623
185,276	392,308	265,270	292,693	293,801					3
43,769	56,096	63,932	72,649	84,915					4
2,692	2,106	2,232	4,064	1,818					5
1,365	5,740	2,721	550	301					6
4,620	6,002	4,627	3,696	4,714					7
18,376	35,447	21,765	18,805	19,595					8
572,346	862,789	932,548	1,062,905	1,196,476					9
2,138	3,655	4,177	7,699	3,496					10
149,016	193,684	133,571	125,138	177,097					11
8,509	9,939	8,642	16,751	15,853					12
82,139	206,852	198,455	366,975	1,424,011					13
846,944	676,949	653,298	1,062,173	2,601,785					14
433,405	852,577	923,016	1,219,620	21,326					15
34,779	60,160	44,647	32,832	45,303					16
143,286	210,724	190,219	182,411	231,147					17
232,032	332,467	280,694	279,536	460,322					18
662	5,108	4,852	4,955	41,704	120,579	84,085	125,202	72,191	24,176
174,493	220,429	224,171	250,741	303,506	6,577	2,333	13,314	30,464	8,612
421,050	336,471	435,641	416,163	381,797		28,303	13	3,136	
5,351	4,250	3,475	5,498	3,331					23
4,045	6,432	7,663	5,869	11,634					24
727	2,730	5,693	3,221	7,374					25
1,279	335	4,658	273	683					26
138,337	191,100	216,211	231,169	273,095					27
146,899	224,758	203,352	219,253	237,149					28

No. 18—ITEMIZED STATEMENT showing the Values of the Total

ARTICLES.	IMPORTS ENTERED FOR CONSUMPTION.					
	1912.			1913.		
	Quantity.	Value.	Duty.	Quantity.	Value.	Duty.
Flax, hemp and jute :— <i>Con.</i>		\$	\$ cts.		\$	\$ cts.
Yarn :—						
1 Jute or hemp yarn, plain, dyed or coloured, Lbs.	2,844,077	248,287	5,157,194	481,747
2 Linen yarn, for the manufacture of towels and damask, "	343,670	62,489	310,637	58,825
3 Other manufactures of hemp, flax, or of which hemp or flax is the component material of chief value, N.O.P.		40,256	12,699 90		62,248	19,791 10
4 Manufactures of jute, N.O.P.		261,035	41,590 05		359,250	60,611 10
Total flax, hemp and jute, &c.		6,471,837	707,662 90		8,794,963	749,916 98
5 Fossils		2,297		3,927
6 Foundry facings of all kinds		20,612	5,630 20		27,754	6,842 00
Fruits and nuts :—						
Dried :—						
Fruits, —						
7 Apples Lbs.	279,688	29,887	7,471 75	339,758	16,520	4,130 00
8 Currants "	12,756,897	684,395	85,046 04	12,217,006	655,735	81,442 23
9 Dates "	3,260,954	175,227	17,935 18	3,983,050	203,938	21,906 67
10 Figs "	5,501,373	240,129	30,256 66	4,421,294	233,045	24,316 38
11 Prunes and plums, unpitted	12,950,053	860,405	86,333 84	8,942,599	466,868	59,617 42
12 Raisins "	23,846,500	1,526,238	158,976 74	24,423,150	1,349,076	162,819 17
13 All other, N.O.P. "	4,141,506	362,765	90,666 73	5,527,385	365,815	91,445 74
Nuts, —						
14 Almonds, shelled "	930,077	229,823	31,353 73	1,252,323	313,425	42,726 93
15 " not shelled, "	1,012,470	103,599	20,244 10	891,235	94,571	17,824 01
16 Brazil nuts, not shelled "	382,407	39,623	7,648 14	660,211	53,611	13,204 22
17 Pecans, not shelled, and shelled peanuts, N.O.P.	4,074,170	225,487	81,483 40	5,244,463	266,390	104,849 67
18 Walnuts, not shelled "	1,559,266	158,486	31,185 32	1,317,472	130,381	26,349 34
19 Nuts, other, shelled "	2,307,513	512,924	78,949 20	2,263,607	447,087	77,033 36
20 All other nuts, N.O.P., not shelled "	6,458,656	361,211	129,135 23	6,605,483	381,483	132,040 88
Total fruits and nuts, dried	79,461,530	5,510,199	856,686 06	78,089,036	4,982,945	859,756 02
Green fruits :—						
21 Apples Bbls.	195,069	681,086	78,027 60	320,325	837,134	128,040 75
22 Bananas Bunches	2,193,182	2,071,965	2,145,423	2,368,762
23 Blackberries, gooseberries, raspberries and strawberries, N.O.P. Lbs.	3,000,833	339,844	60,016 66	6,939,470	574,000	138,789 40
24 Cherries "	514,154	67,034	10,283 08	971,619	103,038	19,432 38
25 Cranberries Bush.	31,903	99,353	24,838 25	49,853	131,599	32,897 50
26 Grapes Lbs.	6,303,329	355,561	126,064 83	6,247,527	380,798	124,945 29
27 Guavas, mangoes, plantains, and pomegranates		1,496		2,373
28 Lemons and limes		746,405		847,600
29 Oranges and shaddocks or grape fruit		3,218,030		3,399,156
30 Peaches Lbs.	8,970,646	299,913	89,706 46	14,579,147	330,599	145,791 33
31 Pine apples No.	3,617,731	283,858	4,129,662	303,841
32 Plums Bush.	97,246	239,916	29,173 80	151,650	267,580	45,494 80
33 Quinces, apricots, pears and nectarines, N.O.P. Lbs.	8,964,080	294,927	44,820 51	13,445,837	374,376	67,225 90

SESSIONAL PAPER No. 10

Imports into and Exports from Canada, &c.—Continued.

TOTAL IMPORTS.					TOTAL EXPORTS.				
Value.					Value.				
1909.	1910.	1911.	1912.	1913.	1909.	1910.	1911.	1912.	1913.
\$	\$	\$	\$	\$	\$	\$	\$	\$	\$
146,655	196,356	227,424	248,287	481,747					1
16,957	33,154	37,187	62,489	58,825					2
36,424	36,997	38,705	40,556	61,718					3
137,182	202,655	284,077	259,138	361,135					4
4,004,753	5,368,261	5,423,963	6,496,109	8,805,658	127,156	114,721	133,529	105,791	32,788
543	610	3,321	2,297	3,927					5
16,696	17,651	24,056	20,612	27,754					6
4,286	6,487	12,662	27,449	16,833	305,426	543,209	184,722	248,035	217,552
390,316	459,604	544,674	697,275	666,355					7
111,127	115,258	161,148	173,665	209,852					8
114,886	167,857	207,662	229,238	228,847					9
327,488	338,011	459,074	896,870	433,972					10
867,145	820,829	1,138,969	1,569,718	1,333,051					11
195,552	237,681	298,751	358,055	362,068	7,815	4,250	19,419	5,829	6,559
150,995	229,328	224,083	231,782	317,224					12
59,855	90,201	78,729	105,370	94,332					13
23,245	27,115	32,617	38,683	54,997					14
75,573	107,595	198,850	224,932	256,415	5,768	5,765	6,371	4,589	11,343
97,994	117,924	117,066	160,743	127,588					15
234,883	288,289	432,666	524,172	430,771					16
262,601	286,469	307,529	366,302	385,427					17
2,855,946	3,292,648	4,214,485	5,595,254	4,917,782	319,009	553,224	210,512	258,453	235,445
228,130	264,328	483,362	684,589	839,076	2,804,282	4,418,562	1,757,753	5,104,301	4,052,858
1,406,865	1,492,095	1,782,420	2,071,965	2,368,762					18
194,817	211,523	318,388	340,419	574,311	191,260	171,566	93,127	112,907	110,689
34,071	40,540	45,144	67,101	103,269					19
37,847	91,856	103,171	99,395	131,596					20
192,047	222,680	232,449	356,114	381,156					21
321	959	1,124	1,496	2,373					22
461,297	528,149	667,440	746,405	847,600					23
2,013,835	2,135,943	2,600,747	3,218,030	3,309,156					24
164,484	155,448	218,770	300,052	330,751					25
229,802	252,719	253,949	283,858	303,841					26
129,738	158,913	177,774	240,051	267,705					27
154,609	170,678	230,401	295,404	375,021					28
									29
									30
									31
									32
									3

No. 18—ITEMIZED STATEMENT showing the Values of the Total

ARTICLES.	IMPORTS ENTERED FOR CONSUMPTION.					
	1912.			1913.		
	Quantity.	Value.	Duty.	Quantity.	Value.	Duty.
		\$	\$ cts.		\$	\$ cts.
Fruits and nuts :— <i>Con.</i>						
1 Wild blueberries, strawberries and raspberries.....		5,934			7,754	
2 All other, N.O.P.....		28,717	7,124 53		12,507	3,073 84
Total fruits, green.....		8,733,789	470,055 72		9,851,108	705,691 19
Canned or preserved fruits, jellies, jams, &c.;—						
3 Fruits in air-tight cans or other air-tight packages.....	Lbs. 9,151,377	535,123	182,957 94	12,559,522	785,782	254,921 60
4 Fruit rind or peel of citrons, lemons and oranges, in brine.....		334			30	
5 Fruits preserved in brandy or preserved in other spirits, and containing not more than 40 per cent. of proof spirits, &c. Galls.	307	1,066	533 00	1,044	1,993	996 50
6 Fruits preserved in brandy, &c., &c., containing more than 40 per cent. of proof spirits....	" 15	98	65 40	17	53	56 70
7 Ginger, preserved.....	Lbs. 216,015	14,903	4,166 90	441,574	24,787	7,060 50
8 Jellies, jams and preserves, N.O.P. and condensed mince meat.....	" 6,021,091	518,836	138,735 41	8,826,833	805,242	202,096 28
Total fruits, canned, &c.....		1,070,360	326,458 65		1,617,887	465,131 58
Total fruits.....		15,314,348	1,653,200 43		16,451,940	2,030,578 79
9 Fuller's earth, in bulk only.....		7,324			14,150	
Furs and skins and mfrs. of :—						
10 Astrachan or Russian hare skins and China goat plates or rugs wholly or partially dressed but not dyed.....		81,745			224,723	
11 Fur skins, wholly or partially dressed, N.O.P.....		976,247	139,156 90		1,362,825	195,172 50
12 Furs and skins, undressed, the produce of marine animals.....		819			2,862	
13 Fur skins of all kinds, not dressed in any manner, N.O.P.....		4,163,140			5,599,199	
14 Hats, caps, muffs, tippets, capes, coats, cloaks and other mfrs. of fur, N.O.P.....		537,416	132,708 20		793,051	195,836 40
Total furs and skins and mfrs. of..		5,759,367	271,865 10		7,982,660	391,008 90
Glass and mfrs. of :—						
15 Common and colourless window glass.....	Sq. ft. 45,704,964	1,111,470	122,201 21	55,912,478	1,481,086	164,891 87
16 German looking glass, unsilvered or for silvering.....		110	22 00		430	86 00
17 Glass balls, and cut, pressed or moulded crystal glass tableware, blown glass tableware, and other cut glass ware.....		539,530	172,012 52		676,725	216,203 98
18 Glass carboys or demijohns, bottles, decanters, flasks, jars, and phials.....		478,605	145,683 39		563,436	174,587 09

SESSIONAL PAPER No. 10

Imports into and Exports from Canada, &c.—*Continued.*

TOTAL IMPORTS.					TOTAL EXPORTS.				
Value.					Value.				
1909.	1910.	1911.	1912.	1913.	1909.	1910.	1911.	1912.	1913.
\$	\$	\$	\$	\$	\$	\$	\$	\$	\$
1,179 15,055	998 4,960	1,099 15,617	5,684 28,595	7,754 13,151	177,750	236,081	239,813	258,218	201,432
5,260,097	5,738,789	7,131,855	8,739,158	9,855,522	3,173,292	4,826,209	2,090,693	5,475,426	4,364,479
128,482 135	138,200 528	270,120 771	568,361 334	823,397 30	204,246	229,509	223,538	258,692	223,317
2,604	2,471	1,097	928	1,679					
10 8,555 16,276	18 17,861	98 15,092	53 25,956					
177,747	237,899	304,951	523,427	815,617					
317,533	395,374	594,818	1,108,240	1,666,732	204,246	229,509	223,538	258,692	223,317
8,433,576	9,426,811	11,941,158	15,442,652	16,440,036	3,696,547	5,608,942	2,524,743	5,992,571	4,823,241
5,058	5,611	5,012	7,324	14,150					
53,381	91,533	88,282	81,745	224,723					
646,045	1,017,703	978,382	1,007,628	1,373,121	69,077	45,693	40,682	55,046	20,162
2,658	1,161	819	2,862	114,372	72,202	245,449	71,850	28,044
2,674,418	4,222,925	3,372,334	4,163,140	5,599,199	2,504,878	3,770,038	4,380,970	3,911,763	5,290,262
294,417	422,806	576,426	539,824	793,746	31,495	35,917	48,032	47,600	76,650
3,670,919	5,754,967	5,016,585	5,793,156	7,993,651	2,719,822	3,923,850	4,715,133	4,086,259	5,415,118
562,658	738,508	892,696	1,111,466	1,480,053					
1,064	117	268	110	430					
307,182	393,145	438,287	537,764	678,446					
466,614	428,223	434,098	468,987	563,789					

4 GEORGE V., A. 1914

No. 18—ITEMIZED STATEMENT showing the Values of the Total

ARTICLES.		IMPORTS ENTERED FOR CONSUMPTION.					
		1912.			1913.		
		Quantity.	Value.	Duty.	Quantity.	Value.	Duty.
			\$	\$ cts.		\$	\$ cts.
	Glass and manufactures of :— <i>Con.</i>						
1	Glass cut to size for manufacture of dry plates for photographic purposes		10,570			12,298	
2	Glass in sheets and bent plate glass, N.O.P.		53,851	12,931 21		137,252	33,093 48
3	Glass plates or discs, rough cut or unwrought, for use in the manufacture of optical instruments, when imported by manufacturers of such optical instruments					47,741	
4	Lamp chimneys, glass shades or globes		322,910	104,681 26		424,738	137,469 64
5	Ornamental, figured and enamelled, coloured glass and memorial or other ornamental window glass, N.O.P.		49,052	9,280 80		48,092	8,831 50
6	Painted or vitrified, chipped, figured, enamelled and obscured white glass	Sq. ft.	232,674	15,851 3,019 29	814,794	44,465	8,821 00
7	Plain, coloured, opaque, stained or tinted or muffled glass in sheets	" "	2,094,556	149,058 31,827 07	1,730,632	95,258	19,907 87
8	Plate glass, not bevelled, in sheets or panes, not exceeding, 7 sq. ft. each, N.O.P.	" "	1,820,067	288,466 26,318 78	2,047,881	351,778	32,134 58
9	Plate glass, not bevelled, in sheets or panes exceeding 7 sq. ft. each and not exceeding 25 sq. ft. each, N.O.P.	" "	1,115,979	199,466 36,839 99	1,720,005	312,823	61,168 39
10	Plate glass, not bevelled, N.O.P.	" "	1,482,286	367,776 96,443 09	2,421,271	532,572	143,038 13
11	Plate glass, bevelled, N.O.P.	" "	6,060	1,105 344 25	10,271	2,737	957 95
12	Silvered glass, bevelled or not, framed or not framed			104,773 33,322 36		163,681	49,282 83
13	Stained or ornamental glass windows			19,381 4,910 80		21,114	5,790 40
14	Other articles of glass, not plate or sheet, designed to be cut or mounted, and manufactures of glass, N.O.P.			388,312 83,535 53		454,205	97,287 03
	Total glass and mfrs. of		4,100,286	883,373 55		5,370,431	1,153,551 74
15	Gloves and mitts of all kinds		1,893,305	563,727 38		2,793,606	824,626 28
	Glue, glue stock and mucilage :—						
16	Fish offal or refuse		7,137			10,290	
17	Glue, liquid		43,285	11,217 04		82,564	20,211 51
18	" powdered or sheet	Lbs.	2,762,110	201,879 44,553 17	3,030,061	244,214	54,068 50
19	" stock (exports)						
20	Mucilage and adhesive paste		31,350	8,107 00		36,096	9,504 10
	Total glue, glue stock and mucilage		283,651	63,877 21		373,164	83,784 11
	Grasses and fibres and manufactures of :—						
21	Esparto, or Spanish grass and other grasses and pulp of, including fancy grasses dried but not coloured or otherwise manufactured, N.O.P.	Cwt.	323	1,410	450	912	

SESSIONAL PAPER No. 10

Imports into and Exports from Canada, &c.—Continued.

TOTAL IMPORTS.					TOTAL EXPORTS.				
Value.					Value.				
1909.	1910.	1911.	1912.	1913.	1909.	1910.	1911.	1912.	1913.
\$	\$	\$	\$	\$	\$	\$	\$	\$	\$
12,870	12,159	8,528	10,570	12,298	1
36,223	34,486	61,800	53,851	137,252	2
.....	47,741	3
144,643	194,153	282,353	325,560	421,077	13,612	12,694	21,601	16,329	22,288
25,287	19,959	59,668	49,052	48,092	5
3,641	1,142	13,570	15,851	44,465	6
50,308	94,671	87,282	149,058	95,362	7
106,207	194,951	246,979	288,466	351,588	8
120,181	178,445	183,322	199,466	310,458	9
163,164	267,569	320,336	367,776	530,595	10
2,352	5,350	6,632	1,105	2,737	11
54,416	71,296	100,264	105,120	163,867	12
15,649	17,121	13,564	19,381	21,124	13
209,207	266,834	315,167	387,791	458,249	26,608	26,086	29,833	31,778	35,123
2,281,666	2,918,129	3,464,814	4,091,374	5,367,623	40,220	38,780	51,434	48,107	57,411
1,336,293	1,924,754	2,098,250	1,877,986	2,786,788	15
1,169	379	2,081	7,137	10,290	16
30,355	18,906	40,810	43,285	82,995	17
148,077	183,753	193,829	198,547	247,925	18
25,426	33,202	30,717	31,277	36,276	7,239	9,772	4,500	10,421	27,472
205,027	236,240	267,437	280,246	377,486	7,239	9,772	4,500	10,421	27,472
732	923	713	1,410	450	21

4 GEORGE V., A., 1914

No. 18—ITEMIZED STATEMENT showing the Values of the Total

ARTICLES.		IMPORTS ENTERED FOR CONSUMPTION.					
		1912.			1913.		
		Quantity.	Value.	Duty.	Quantity.	Value.	Duty.
			\$	\$ cts.		\$	\$ cts.
Grasses and fibres— <i>Con.</i>							
1	Fibre, kartavert, indurated fibre, vulcanized fibre and like material, and manufactures of, N.O.P.		97,730	24,335 33		143,274	35,709 71
2	Fibre, Mexican, istle or tam-pico. Cwt.	1,614	19,103		2,465	27,050	
3	Fibre, vegetable, N.O.P.	7,003	54,470		8,811	73,933	
4	Grass, Manilla "	290,362	1,470,060		343,644	2,273,810	
5	Grass, sea, sea weed and kelp in their natural state or cleaned only, N.O.P. "	618	1,949		16,431	3,334	
6	Moss, Iceland and other mosses Lbs.	785,125	35,127		2,487,141	54,074	
7	Palm leaf, unmanufactured.		2,153			2,522	
8	Straw Tons	614	6,373	1,228 00	1,151	10,026	2,302 00
9	Straw pulp.		13	325			
10	" manufactures of, N.O.P.		21,689	3,787 43		22,831	3,971 66
Total grasses, fibres, &c.			1,710,077	29,354 01		2,611,304	41,983 37
Grease:—							
11	Axle. Lbs.	3,473,308	171,298	34,207 49	5,020,612	240,331	47,922 41
12	Feots, being the refuse of cotton seed or olives after the oil has been pressed out. "	636,300	31,211		854,500	33,891	
13	Grease and degreas for stuffing or dressing leather. "	3,092,707	134,286		2,434,441	111,447	
14	Grease, rough, the refuse of animal fat, for the manufacture of soap and oils only. "	12,758,500	804,054		13,684,437	895,957	
Total grease. "			19,960,815	34,207 49		21,993,990	1,281,626 47,922 41
Gunpowder, explosives, &c. :—							
15	Blasting and mining powder. . Lbs.	1,080,368	86,203	18,354 04	841,150	77,676	12,848 34
16	Cannon and musket powder.						
17	Fireworks, fire-crackers and torpedoes, all kinds.		54,917	13,168 63		55,361	13,194 65
18	Fuses, non-metallic.		125,054	16,242 37		115,594	15,404 19
19	Giant powder, nitro, nitro-glycerine and other explosives, N.O.P. Lbs.	965,716	174,249	21,844 98	2,008,539	262,640	49,602 21
20	Gun, rifle, sporting and canister powder. "	114,409	64,332	3,099 27	172,578	107,899	4,749 01
21	Gun, rifle and pistol cartridges or other ammunition, N.O.P.		1,122,934	253,253 10		725,921	190,200 00
22	Gun wads, percussion caps, primers and cartridge cases.		14,585	4,204 50		57,005	15,453 20
23	Gun or pistol covers or cases, game bags, loading tools and cartridge belts of any material		38,398	8,571 70		12,950	3,713 60
Total gunpowder, explosives, &c.			1,680,672	338,744 59		1,415,046	305,163 20
24	Gut, cat or worm gut, unmanufactured, adapted for whip and other cord or for ligatures.		2,405			3,528	

SESSIONAL PAPER No. 10

Imports into and Exports from Canada, &c.—*Continued.*

TOTAL IMPORTS.					TOTAL EXPORTS.					
Value.					Value.					
1909.	1910.	1911.	1912.	1913.	1909.	1910.	1911.	1912.	1913.	
\$	\$	\$	\$	\$	\$	\$	\$	\$	\$	
31,301	57,106	83,396	97,333	143,274						1
22,259	24,747	21,653	19,103	27,050						2
31,850	59,494	62,533	54,470	73,933						3
1,711,776	1,548,457	1,562,430	1,470,060	2,273,810						4
1,987	1,675	2,225	1,949	3,334						5
36,243	35,808	41,451	35,127	54,074						6
2,102	2,417	2,125	2,153	2,522						7
587	1,880	4,304	6,373	10,026	12,584	25,933	19,347	41,775	29,170	8
			13							9
10,654	12,127	24,352	16,403	23,102						10
1,849,491	1,744,634	1,805,182	1,704,394	2,611,575	12,584	25,933	19,347	41,775	29,170	
110,271	141,125	161,532	171,411	240,272						11
13,860	13,976	36,447	31,211	33,891						12
55,511	107,167	113,189	134,286	111,447						13
643,391	688,959	850,987	804,054	895,957	197,299	171,416	98,663	66,523	118,036	14
823,033	951,227	1,162,155	1,140,962	1,281,567	197,299	171,416	98,663	66,523	118,036	
66,364	67,362	64,236	86,203	77,676						15
										16
51,520	41,800	47,825	54,917	55,361						17
162,305	86,442	101,589	124,475	115,354	219,877	339,548	363,286	219,873	150,420	18
111,317	77,187	47,606	174,249	262,640						19
36,800	29,727	43,728	64,362	107,917						20
508,497	510,614	888,434	1,123,247	726,596	48,347	40,098	51,177	25,248	16,813	21
6,298	8,976	14,190	14,647	57,028						22
7,318	7,965	10,322	38,398	12,956						23
950,419	830,073	1,217,930	1,630,498	1,415,528	268,224	379,646	414,463	245,121	167,233	
2,635	2,588	2,860	2,405	3,528						24

4 GEORGE V., A. 1914

No. 18—ITEMIZED STATEMENT showing the Values of the Total

ARTICLES.		IMPORTS ENTERED FOR CONSUMPTION.					
		1912.			1913.		
		Quantity.	Value.	Duty.	Quantity.	Value.	Duty.
Gutta percha and India rubber and manufactures of :—			\$	\$ cts.		\$	\$ cts.
1	Belting.....		83,430	20,236 71		124,275	33,043 65
2	Boots and shoes.....		48,277	11,308 25		91,744	22,068 90
3	Clothing and clothing made waterproof with India rubber.....		678,030	156,985 97		1,610,381	372,614 41
4	Fillets of cotton and rubber, not exceeding 7 inches wide, for the manufacture of card clothing.....		308				
5	Hard rubber, unfinished, in tubes, for manufacture of fountain pens.....		7,177	717 70		8,163	816 30
6	Hose, including cotton or linen lined with rubber.....		105,278	36,255 89		145,224	49,891 71
7	Packing, mats and matting.....		74,060	25,573 09		102,023	34,693 48
8	Rubber and gutta percha, crude caoutchouc or India rubber unmanufactured..... Lbs.	4,431,335	4,250,269		5,665,525	5,116,011	
9	Rubber, powdered, and rubber or gutta percha waste or junk..... "	2,452,944	289,814		1,838,911	249,009	
10	Rubber, recovered, rubber substitute, and hard rubber in sheets..... "	4,870,394	792,444		5,395,067	875,393	
11	Rubber thread not covered.... "	11,289	21,853		14,935	26,641	
12	Tires of rubber for vehicles of all kinds..... "		890,880	292,745 40		1,659,065	570,620 58
13	Other manufactures of India rubber, and gutta percha, N.O.P., and rubber cement.....		861,034	218,940 68		1,051,250	264,124 95
	Total gutta percha and India rubber and mfrs. of.....		8,102,854	762,763 69		11,059,179	1,347,874 02
Hair, and manufactures of :—							
14	Braids, chains or cords.....		585	179 00		504	165 16
15	Cloth of all kinds.....		56,234	12,011 40		53,528	11,305 20
16	Curled or dyed hair, N.O.P.... Lbs.	102,471	55,049	10,397 57	432,440	99,961	18,974 31
17	Hair, cleaned or uncleaned, but not curled, dyed or otherwise manufactured..... "	677,416	134,369		816,352	114,048	
18	Horse hair, not further manufactured than simply cleaned and dipped or dyed..... "	169,847	123,318		287,815	168,879	
19	Other manufactures of, N.O.P. Total hair and manufactures of.....		91,421	29,122 43		61,090	20,160 96
			460,976	51,710 40		498,010	50,605 62
Hats, caps and bonnets, viz. :—							
20	Beaver, silk or felt.....		1,716,914	476,166 53		2,298,719	628,018 21
21	Braids or plaits of chip, palm leaf, manilla, willow, osier, rattan, straw, Tuscan or grass, suitable for making or ornamenting hats.....		253,267			342,777	
22	Buckram for the manufacture of hat and bonnet shapes.....		64,041			45,029	

SESSIONAL PAPER No. 10

Imports into and Exports from Canada, &c.—*Continued.*

TOTAL IMPORTS.					TOTAL EXPORTS.				
Value.					Value.				
1909.	1910.	1911.	1912.	1913.	1909.	1910.	1911.	1912.	1913.
\$	\$	\$	\$	\$	\$	\$	\$	\$	\$
32,506	64,821	65,732	86,164	128,400	4,446	28,537	17,001	62,572	7,811
73,109	114,470	190,996	47,803	96,264	141,697	132,619	119,878	123,904	135,025
117,282	257,005	454,667	677,410	1,627,563	7,490	7,746	800	111	657
.....	35	201	308
.....	4,646	7,177	8,163
56,597	93,384	88,946	104,353	147,151	5,739	5,789	9,824	6,686	12,156
68,287	74,843	70,360	74,627	101,932	538	526	20
1,681,269	3,555,507	3,530,492	4,250,269	5,116,011
167,361	257,944	203,414	289,814	249,009
634,940	698,424	994,075	792,444	875,393
1,503	4,836	9,448	21,853	26,641
108,888	194,299	576,565	908,924	1,727,546
446,199	641,512	785,952	861,343	1,053,162	104,079	78,358	93,429	129,310	429,970
3,387,941	5,957,130	6,980,494	8,122,489	11,157,235	263,989	253,575	240,943	322,583	585,619
.....
1	994	2,197	585	504
16,773	34,528	48,887	56,453	54,292
22,409	48,195	44,039	55,154	101,731
57,054	83,519	161,996	134,369	114,048	147,407	173,952	173,095	177,898	215,311
61,659	102,361	100,409	123,318	168,879
105,153	201,114	143,375	92,571	61,577
263,049	470,711	500,903	462,450	501,031	147,407	173,952	173,095	177,898	215,311
.....
1,215,759	1,394,303	1,757,746	1,713,967	2,297,061
.....
180,950	298,345	225,853	253,267	342,777
31,197	45,754	54,733	64,041	45,029

No. 18—ITEMIZED STATEMENT showing the Values of the Total

ARTICLES.	IMPORTS ENTERED FOR CONSUMPTION.					
	1912.			1913.		
	Quantity.	Value.	Duty.	Quantity.	Value.	Duty.
Hats, caps and bonnets :— <i>Con.</i>		\$	\$ cts.		\$	\$ cts.
1 Hatters' bands (not cords), bindings and hat sweats; hatters' tips and sides when cut to shape, and cashmere when cut to shape for under brims and hat covers, for the manufacture of hats.....		109,259			148,076	
2 Hat, cap and bonnet shapes, and hat and bonnet crowns.....		98,760	28,727 97		136,824	39,308 94
3 Hatters' furs, not on the skin.....		137,743			115,867	
4 Hatters' plush of silk or cotton.....		7,012			24,951	
5 Hoods, unfinished, composed of 'Leghorn,' 'Manilla,' palm leaf, grass, willow or chip, not bleached or blocked.....		2,671			3,289	
6 Straw, grass, chip or other material, N.O.P.....		2,062,087	600,483 60		2,919,369	850,386 04
Total hats, caps and bonnets.....		4,451,754	1,105,378 10		6,034,901	1,517,713 19
7 Hay..... Tons	19,721	305,350	39,442 00	36,472	485,564	72,944 00
8 Hemp paper, made on four-cylinder machines and calendered to between '006 and '008 inch thickness, for the manufacture of shot shells and primers for shot shells and cartridges; and felt board sized and hydraulic pressed and covered with paper or uncovered, for the manufacture of gun wads.....		28,188			31,627	
Hides and skins other than fur :—						
9 Hides and skins, raw, whether dry, salted or pickled..... Lbs. }	47,900,840	8,724,735		64,856,440	13,305,471	
10 Tails, undressed..... " }						
11 Hoofs, horn strips, horn and horn tips in the rough, not polished or otherwise manufactured than cleaned.....		111			431	
12 Pelts, raw.....		178,881			180,557	
Total hides and skins other than fur.....		8,903,727			13,486,459	
13 Honey in the comb or otherwise, and imitations thereof..... Lbs.	434,359	40,622	10,898 88	652,817	66,871	16,624 80
14 Hops..... "	1,374,482	599,171	90,900 62	1,658,113	522,398	113,509 69
15 Ice..... "		21,248			9,503	
Ink :—						
16 Printing.....		97,189	18,124 39		106,702	20,317 52
17 Writing.....		50,677	10,425 67		53,686	10,787 65
Total ink.....		147,866	28,550 06		160,388	31,105 17
18 Iron sand or globules or iron shot and dry putty for polishing glass or granite..... Cwt.	2,365	9,115		3,736	13,567	

SESSIONAL PAPER No. 10

Imports into and Exports from Canada, &c.—*Continued.*

TOTAL IMPORTS.					TOTAL EXPORTS.					
Value.					Value.					
1909.	1910.	1911.	1912.	1913.	1909.	1910.	1911.	1912.	1913.	
\$	\$	\$	\$	\$	\$	\$	\$	\$	\$	
54,993	101,351	118,493	109,259	148,076	10,739	13,466	16,821	25,021	28,428	1
48,945	148,359	116,918	96,976	138,499						2
44,410	75,252	89,733	137,743	115,867						3
2,403	2,224	3,493	7,012	24,951						4
5,944	7,549	12,613	2,671	3,289	10,739	13,466	16,821	25,021	28,428	5
1,007,438	1,344,644	1,647,331	2,069,517	2,927,783						6
2,592,039	3,417,781	4,026,913	4,454,453	6,043,332						
126,738	138,423	231,218	307,429	486,190						7
9,737	23,977	20,652	28,188	31,627						8
5,049,830	7,997,312	7,936,115	8,724,735	13,305,471	4,034,343	5,437,705	4,611,701	5,088,004	7,287,358	9
					5,459	5,244	2,634	3,767	8,801	10
1,166	1,195	399	111	431	4,972	8,924	12,973	20,263	26,976	11
167,112	238,507	163,816	178,881	180,537	24,657	77,594	35,270	25,415	59,410	12
5,218,108	8,237,014	8,105,330	8,903,727	13,486,459	4,069,431	5,529,467	4,662,578	5,137,449	7,332,545	
24,387	26,688	35,471	41,427	69,031	1,188	621	876	592	598	13
195,138	243,775	257,825	637,453	484,930	15,418	28,035	21,803	5,657	42,459	14
26,703	9,373	7,356	21,248	9,503	19,872	28,287	7,070	6,729	7,812	15
83,368	99,794	99,634	97,146	106,177						16
66,101	79,468	52,921	50,677	53,588						17
149,469	179,262	152,555	147,823	159,765						
5,413	6,033	7,154	9,115	13,567						18

No. 18—ITEMIZED STATEMENT showing the Values of the Total

ARTICLES.		IMPORTS ENTERED FOR CONSUMPTION.					
		1912.			1913.		
		Quantity.	Value.	Duty.	Quantity.	Value.	Duty.
			\$	\$ cts.		\$	\$ cts.
Ivory :—							
1	Piano key ivories.....		153,305			180,119	
2	Unmanufactured..... Lbs.	1,021	4,483		1,433	8,445	
3	Veneers of, unmanufactured.....					475	
4	Other manufactures of, N.O.P.....		2,675	462 19		1,717	295 50
	Total ivory.....		160,463	462 19		190,756	295 50
5	Jewellery, N.O.P.....		1,711,263	550,774 55		2,153,447	682,263 65
6	Junk, old, or oakum..... Cwt.	25,192	78,344		24,416	80,465	
7	Knitted goods of every description, N.O.P.....		34,449	9,433 47		118,536	31,538 19
8	Laces, boot, shoe, shirt and stay, of any material.....		197,316	49,736 57		272,159	68,925 61
Leather and manufactures of :—							
9	Belting leather of all kinds.... Lbs.	420,143	173,783	17,895 40	579,785	260,562	26,899 15
10	Calf, kid or goat, lamb and sheep skins, tanned..... "	242,315	103,251	11,889 25	144,689	72,429	10,642 45
11	Calf, kid or goat, lamb and sheep skins, dressed, waxed or glazed..... "	1,080,850	625,147	89,998 98	1,033,961	555,407	78,877 52
12	Glove leather, tanned or dressed, coloured or uncoloured, for use in the manufacture of gloves..... "	1,122,433	610,104	60,245 60		829,687	82,187 50
13	Harness leather..... "	16,946	6,524	929 55	52,248	25,245	3,431 13
14	Japanned, patent or enamelled leather and Morocco leather, and leather in imitation of Morocco leather..... "	127,876	110,268	27,352 80	65,713	47,889	11,496 95
15	Skins for Morocco leather, tanned but not further manufactured..... "	15,689	6,570	850 75	64,835	28,197	3,440 20
16	Sole leather..... "	579,736	110,515	16,014 35	749,681	157,949	23,775 21
17	Tanners' scrap leather..... "	22,336	3,184	471 40	53,700	6,565	984 75
18	Upper leather, not dressed, waxed or glazed..... "	4,487	2,226	331 05	49,502	22,221	2,958 90
19	Upper leather, including dongola, cordovan, kangaroo, alligator and all leather, dressed, waxed or glazed, or further finished than tanned, N.O.P., and chamois skins.. "	298,943	258,483	37,313 66	426,390	364,610	52,413 55
20	Other leather and skins, N.O.P..... "	185,473	93,294	13,728 10	624,467	270,806	37,153 60
21	Other leather dressed, waxed or glazed, &c., N.O.P..... "	711,095	524,823	76,855 25	2,343,863	1,532,940	221,184 00
Manufactures of, viz:—							
22	Belting..... "		128,173	27,476 06		253,698	53,410 32
23	Boots and shoes, slippers and insoles of leather, N.O.P.....		2,772,075	796,334 21		4,008,505	1,155,292 31
24	Boots and shoes, pegged or wire fastened, with unstitched soles, close edged.....		69,795	15,334 29		102,987	21,342 54
25	Harness and saddlery, including horse boots.....		251,012	70,259 20		243,287	65,450 00
26	Other manufactures of leather and raw hide, N.O.P.....		537,707	128,295 95		819,153	197,373 75
	Total leather and manufactures of.....		6,386,934	1,391,575 85		9,601,537	2,047,713 83

SESSIONAL PAPER No. 10

Imports into and Exports from Canada, &c.—*Continued.*

TOTAL IMPORTS.					TOTAL EXPORTS.				
Value.					Value.				
1909.	1910.	1911.	1912.	1913.	1909.	1910.	1911.	1912.	1913.
\$	\$	\$	\$	\$	\$	\$	\$	\$	\$
101,529	149,883	147,853	153,305	180,119
4,779	2,356	2,921	4,483	8,445
18	29	475
1,371	1,761	1,803	2,675	1,717
107,697	154,000	152,606	160,463	190,756
1,024,737	1,337,431	1,486,233	1,710,615	2,152,659
51,009	72,320	57,645	78,344	80,465	647,509	760,979	803,713	219,112	195,112
749	1,295	17,579	34,449	119,620
185,104	230,616	209,979	196,392	269,572
128,602	191,817	191,319	173,783	262,737
12,002	6,980	77,991	103,251	72,429
282,053	307,326	502,352	623,282	555,210
451,091	593,478	565,688	610,104	829,687
22,014	36,224	18,077	6,524	25,245
45,410	67,410	143,386	110,268	47,889
3,673	18,260	22,405	6,570	28,197
57,546	81,769	122,179	111,390	157,949	1,784,831	993,542	1,582,394	1,441,585	975,880
3,714	5,807	3,527	3,184	6,565
3,199	5,442	1,252	2,226	22,221
.....	290,446	176,040	220,271	175,989	112,058
92,107	196,854	296,885	258,223	364,147
23,662	43,928	54,753	93,484	270,806	218,520	137,886	134,113	181,794	283,395
271,735	565,926	463,034	525,637	1,537,024
46,999	70,963	77,408	128,582	253,826
1,268,525	1,495,321	2,058,212	2,791,832	4,068,266	74,238	59,295	60,935	55,428	73,293
12,610	28,636	49,768	69,568	101,124
121,737	176,034	239,248	251,982	243,371	19,023	21,757	20,349	26,498	22,717
257,329	346,981	439,053	539,021	820,321	28,659	22,398	29,034	23,573	27,555
3,104,011	4,239,156	5,326,537	6,408,911	9,667,014	2,415,717	1,410,918	2,047,096	1,904,867	1,499,398

4 GEORGE V., A. 1914

No. 18—ITEMIZED STATEMENT showing the value of the Total

ARTICLES.		IMPORTS ENTERED FOR CONSUMPTION.					
		1912.			1913.		
		Quantity.	Value.	Duty.	Quantity.	Value.	Duty.
			\$	\$ cts.		\$	\$ cts.
1	Leeches		389			441	
2	Lime..... Bbls.	230,013	162,593	28,441 81	360,243	225,444	39,452 57
Lime juice:—							
3	Lime juice, crude only..... Galls.	108,572	18,217		135,309	23,063	
4	Lime juice and fruit juice for- tified with or containing not more than 25 p.c. of proof spirits..... "	1,369	2,040	821 40	917	1,398	550 20
5	Lime juice containing more than 25 p.c. of proof spirits. "	318	2,611	1,546 50	503	3,439	2,238 90
6	Lime juice and other fruit syrups and fruit juices, N. O. P. "	90,279	92,616	16,576 87	114,292	122,704	21,731 59
Total lime juice, &c ... "		200,538	115,484	18,944 77	251,021	150,604	24,520 69
7	Machine card clothing.....		32,247	6,751 18		43,746	9,042 23
8	Magic lanterns and slides therefor.....		646,029	157,094 84		946,770	233,688 07
Marble and manufactures of:—							
9	Marble, sawn or sand rubbed, not polished.....		175,177	35,010 85		239,678	47,769 60
10	Rough, not hammered or chiselled.....		56,336	8,450 40		61,009	9,151 35
11	Manufactures of, N. O. P.....		169,222	58,828 60		210,222	73,064 55
Total marble and manufactures of.....			400,735	102,289 85		510,909	129,985 50
12	Mattresses, hair, spring and other.....		5,369	1,574 60		17,746	5,173 20
13	Menageries, horses, cattle, car- riages and harness.....		6,362			148,350	
Metals and minerals and manu- factures of:—							
Brass and manufactures of:—							
14	Bars and rods in coils or otherwise, in lengths not less than 6 feet.....		12,335	1,167 75		20,782	2,005 35
15	Bars or rods not less than 6 ft. in length, and brass in strips, sheets or plates not polished, &c., for use in Canadian manufacture.... Cwt.	36,261	523,873		54,499	934,109	
16	Blocks, ingots or pigs..... "	18,032	204,668		19,922	294,638	
17	Caps for the manufacture of electric batteries.....		4,146			4,438	
18	Cups, being rough blanks for the manufacture of paper shells or cartridges.....		63,679			123,027	
19	Glove fasteners of metal, shoe eyelets, corset eyelets, shoe eyelet hooks, shoe lace wire fasteners.....		237,026			304,515	
20	Nails, tacks, rivets and burrs or washers.....		7,543	2,208 70		9,687	2,677 20
21	Old and scrap..... Cwt.	31,727	325,772		44,487	553,405	
22	Pumps.....		22,809	6,769 40		19,106	5,566 50

SESSIONAL PAPER No. 10

Imports into and Exports from Canada, &c.—*Continued.*

TOTAL IMPORTS.					TOTAL EXPORTS.					
Value.					Value.					
1909.	1910.	1911.	1912.	1913.	1909.	1910.	1911.	1912.	1913.	
\$	\$	\$	\$	\$	\$	\$	\$	\$	\$	
309	412	521	389	441						1
106,263	116,946	143,338	162,593	225,444	43,542	53,987	40,578	42,337	29,999	2
12,239	8,752	10,134	18,217	23,063						3
370	1,199	415	2,176	1,558						4
.....	54	589	2,611	3,667						5
32,177	42,154	67,259	89,409	121,791						6
44,786	52,159	78,397	112,413	150,079						
19,509	23,604	27,402	32,247	43,746						7
208,321	375,936	476,796	646,284	947,160						8
108,413	128,897	174,532	175,177	239,147						9
9,138	1,398	25,606	56,336	61,009						10
83,268	53,708	108,121	169,239	210,427						11
200,819	184,003	308,259	400,752	510,583						
6,583	5,484	5,133	5,369	17,746						12
186,576	127,170	264,075	1,021,582	476,109						13
47,172	12,820	13,276	12,335	20,782						14
191,311	377,918	454,011	523,873	934,109						15
10,384	14,490	44,989	204,668	294,698						16
572	640	2,770	4,146	4,438						17
34,273	45,318	83,011	63,679	123,027						18
153,812	200,389	224,025	237,026	304,515						19
3,546	5,222	5,199	7,543	9,687						20
175,109	171,134	248,333	325,772	553,405						21
9,371	7,487	10,409	22,819	19,344						22

4 GEORGE V., A. 1914

No. 18—ITEMIZED STATEMENT showing the Values of the Total

ARTICLES.	IMPORTS ENTERED FOR CONSUMPTION.					
	1912.			1913.		
	Quantity.	Value.	Duty	Quantity.	Value.	Duty.
Metals and minerals and manufactures of :— <i>Con.</i>		\$	\$ cts.		\$	\$ cts.
Brass and mfrs. of :— <i>Con.</i>						
1 Strips, sheets or plates, not polished, planished or coated.....		8,790	775 30		19,085	1,720 45
2 Tubing, not polished bent or otherwise manufactured, in lengths not less than 6 ft. Lbs.	1,891,065	340,720		2,254,884	471,193	
3 Wire cloth, woven wire of brass, N.O.P.....		70,600	14,589 56		99,439	22,411 69
4 Wire, plain..... Lbs.	255,746	38,147	4,439 32	411,838	74,069	8,931 59
5 Other manufactures of N.O.P.....		1,678,757	483,457 13		2,360,529	683,157 34
Total brass and manufactures of.....		3,538,865	513,407 16		5,288,082	726,470 12
Copper and manufactures of :—						
6 Bars and rods in coils or otherwise in lengths not less than 6 feet, unmanufactured..... Cwt.	269,253	3,558,502		305,733	5,103,844	
7 Blocks, pigs or ingots. "	53,497	677,516		51,216	847,394	
8 Copper, black or coarse, cement copper and copper in pigs (exports).....						
9 Copper, fine, contained in ore, matte, regulus, &c., (exports).....						
10 Nails, tacks, rivets and burrs or washers.....		2,294	615 10		4,600	1,277 52
11 Old and scrap..... Cwt.	1,923	21,926		5,691	82,274	
12 Rollers for use in calico printing.....		14,233			8,674	
13 Strips, sheets or plates, not planished, or coated, &c... Cwt.	32,205	505,769		44,811	874,070	
14 Tubing in lengths not less than 6 feet and not polished, bent or otherwise manufactured..... Lbs.	573,328	115,323		889,056	201,217	
15 Wire cloth or woven wire of copper.....		10,960	2,216 59		7,239	1,314 84
16 Wire, plain, tinned or plated. Lbs.	395,301	75,635	9,338 43	466,802	105,515	13,158 69
17 Other manufactures of, N. O.P.....		211,007	61,199 25		313,703	91,344 46
Total copper and manufactures of.....		5,193,165	73,369 37		7,548,530	107,125 51
Gold and silver and manufactures of :—						
18 Electro-plated ware and gilt ware, N.O.P.....		516,963	144,558 06		712,629	206,710 55
19 Gold-bearing quartz, dust or nuggets (exports).....						
20 Gold, silver and aluminium leaf and Dutch or schlag metal leaf.....		65,032	17,122 74		73,229	19,250 27
21 Silver ore and silver, metallic, contained in ore, concentrates, &c. (exports).....						

SESSIONAL PAPER No. 10

Imports into and Exports from Canada, &c.—*Continued.*

TOTAL IMPORTS.					TOTAL EXPORTS.				
Value.					Value.				
1909.	1910.	1911.	1912.	1913.	1909.	1910.	1911.	1912.	1913.
\$	\$	\$	\$	\$	\$	\$	\$	\$	\$
54,757	8,719	8,630	8,790	19,085					1
167,360	236,271	289,659	340,720	471,193					2
52,810	55,386	61,611	70,600	99,199					3
34,248	41,789	41,206	38,147	74,088					4
727,253	1,049,002	1,513,688	1,690,056	2,362,165					5
1,661,978	2,226,585	3,000,817	3,550,174	5,289,735					
1,522,600	2,052,416	2,845,060	3,558,502	5,103,844					6
370,492	603,189	600,261	677,516	847,394					7
							7,955		359,643 8
					6,406,547	6,024,429	5,567,108	5,646,206	9,551,899 9
2,085	1,515	2,158	2,294	4,600					10
12,949	14,441	41,128	21,926	82,274					11
1,126	39,051	20,361	14,233	8,674					12
372,399	491,949	536,862	505,769	874,070					13
71,567	94,924	106,416	115,323	201,217					14
5,882	4,909	7,175	10,960	7,239					15
36,885	84,636	64,720	76,564	106,103					16
74,148	101,284	160,238	212,483	312,902					17
2,470,153	3,488,314	4,384,379	5,195,570	7,548,317	6,406,547	6,024,429	5,575,063	5,646,206	9,911,542
273,200	311,386	430,190	517,358	714,088					18
					7,392,610	6,110,473	5,364,273	7,211,438	11,231,476 19
46,838	53,161	55,009	65,409	72,843					20
					13,284,119	15,009,937	17,269,168	15,908,813	20,202,559 21

4 GEORGE V., A. 1914

No. 18—ITEMIZED STATEMENT showing the Values of the Total

ARTICLES.	IMPORTS ENTERED FOR CONSUMPTION.					
	1912.			1913.		
	Quantity.	Value.	Duty.	Quantity.	Value.	Duty.
Metals and minerals and manu- factures of :— <i>Con.</i>		\$	\$ c's.		\$	\$ cts.
Gold and silver :— <i>Con.</i>						
1 Sterling or other silverware, N.O.P.		244,381	67,828 64		286,308	74,634 62
2 Manufactures of gold and silver, N.O.P.		46,968	13,787 01		105,612	28,857 96
Total gold and silver, &c.		873,344	243,296 45		1,177,778	329,453 40
Iron and steel and manu- factures of :—						
Agricultural implements,—						
3 Agricultural implements, parts of.		1,466,364	283,022 76		1,624,951	311,908 75
4 Binding attachments.		26,327	4,607 28		49,319	8,636 87
5 Cultivators, weeders. No.	6,894	67,203	13,431 97	8,115	66,416	13,279 60
6 Drills, seed. "	7,042	349,499	69,882 33	7,632	282,478	56,493 50
7 Farm, road or field rollers. "	212	56,374	11,934 20	203	81,296	17,472 40
8 Forks, hay. "						
9 Forks, pronged. "	10,762	5,802	1,268 68	13,039	7,278	1,553 61
10 Harrows "	11,763	143,546	28,706 28	7,489	176,853	35,368 95
11 Harvesters, self-binding. "	2,531	264,890	46,355 95	2,316	215,129	37,647 59
12 Hay loaders. "	796	39,643	9,910 75	1,066	52,371	13,092 75
13 Hay tedders. "	104	4,360	1,090 00	2	86	21 50
14 Hoes. "	8,481	2,332	506 93	7,779	2,031	437 99
15 Horse rakes. "	999	30,448	6,089 60	1,901	44,203	8,840 60
16 Knives, edging. "	24	93	20 93	2,541	1,442	324 14
17 " hay or straw. "	13,226	2,311	500 94	10,173	3,533	668 93
18 Lawn mowers. "	12,843	49,843	16,076 86	13,918	57,383	18,412 44
19 Manure spreaders. "	349	27,594	5,518 80	353	21,585	4,317 00
20 Mowing machines. "	2,116	79,539	13,919 52	2,352	76,662	13,416 02
21 Ploughs. "	42,370	1,352,323	270,432 13	27,389	1,371,243	274,246 05
22 Post-hole diggers. "	3,929	4,378	1,094 50	4,199	4,412	1,103 00
23 Potato diggers. "	866	17,083	4,237 85	3,527	65,344	16,285 10
24 Rakes, N.O.P. "	15,425	3,761	846 38	18,844	4,994	1,111 46
25 Reapers. "	1,380	75,455	13,204 65	1,389	68,599	12,001 07
26 Scythes. Doz.	2,977	12,308	2,595 23	2,734	12,291	2,553 37
27 Sickles or reaping hooks. "	297	843	135 32	290	619	107 38
28 Snaths. "	19	81	20 25	7	38	9 50
29 Spades and shovels of iron or steel, N.O.P.	10,126	32,005	8,794 25	10,877	48,166	12,223 88
30 Spade and shovel blanks, and iron or steel cut to shape for the same. "	3,382	5,774	1,160 05	2,359	4,638	931 98
31 Other agricultural imple- ments, N.O.P.		107,500	25,815 50		102,124	24,868 50
Total agricultural implements.		4,227,679	841,179 89		4,445,484	887,327 93
32 Anchors. Cwt.	5,369	21,597		7,168	30,288	
33 Angles, beams, channels and other rolled shapes of iron or steel, not punched, drill- ed or further manufactured than rolled, weighing not less than 35 lbs. per lineal yard, not being square, flat, oval or round shapes, and not being railway bars or rails. "	2,957,541	3,625,107	433,690 40	4,013,570	5,319,456	596,602 78

SESSIONAL PAPER No. 10

Imports into and Exports from Canada, &c.—*Continued.*

TOTAL IMPORTS.					TOTAL EXPORTS.				
Value.					Value.				
1909.	1910.	1911.	1912.	1913.	1909.	1910.	1911.	1912.	1913.
\$	\$	\$	\$	\$	\$	\$	\$	\$	\$
122,363	180,858	193,424	245,002	286,242					1
10,251	13,046	31,732	46,968	105,612					2
452,655	558,451	710,355	874,737	1,178,785	20,676,729	21,120,410	22,633,441	23,120,251	31,434,035
515,205	774,100	1,231,500	1,482,820	1,625,488	419,998	457,950	662,351	755,479	671,891
1,294	156	10,022	26,327	49,319					3
26,389	54,392	59,178	67,253	66,292				160,945	111,091
123,542	218,765	355,821	349,618	282,563	11,938	6,811	14,714	8,402	7,040
14,044	31,042	64,305	55,374	81,287					6
					198				7
4,142	3,553	10,018	5,802	7,276					8
61,220	114,586	229,911	143,546	176,853	53,123	72,594	124,513	96,670	104,022
129,965	165,759	115,794	264,890	215,009	1,109,625	1,371,868	1,695,040	1,433,697	1,718,052
19,926	25,119	25,272	39,643	52,421					11
1,174	736	261	4,360	86					12
1,145	1,978	1,210	2,332	2,031					13
18,312	30,758	26,967	39,448	44,203	101,609	150,695	363,538	316,953	137,273
241	173	72	93	1,142					14
2,428	870	4,517	2,311	3,533					15
17,920	22,454	32,412	49,843	56,297					16
19,827	21,750	65,562	27,594	21,748					17
61,639	62,978	52,999	79,539	76,699	619,741	614,922	766,146	649,630	665,651
463,565	945,346	1,993,239	1,352,214	1,393,558	157,011	328,940	558,459	515,133	483,448
894	2,279	4,368	4,378	4,412					19
25,468	32,225	16,767	17,083	65,344					20
2,251	5,555	10,689	3,761	4,994					21
17,009	8,350	60,677	73,455	68,647	282,630	202,618	448,888	418,634	247,304
11,624	10,720	10,559	12,308	12,291					22
546	959	1,163	843	619					23
35	306	30	81	38					24
21,534	43,771	45,662	31,615	48,422					25
2,524	7,410	5,448	5,774	4,638					26
50,862	57,072	83,198	107,500	102,124	869,395	1,123,787	1,288,169	1,352,271	2,047,466
1,614,635	2,643,162	4,517,621	4,243,805	4,467,634	3,625,178	4,330,194	5,921,818	5,707,814	6,193,238
22,528	22,299	25,362	21,597	30,288					27
1,444,741	2,011,445	3,209,773	3,625,107	5,319,456					28

4 GEORGE V., A. 1914

No. 18—ITEMIZED STATEMENT showing the Values of the Total

IMPORTS ENTERED FOR CONSUMPTION.

ARTICLES.	IMPORTS ENTERED FOR CONSUMPTION.					
	1912.			1913.		
	Quantity.	Value.	Duty.	Quantity.	Value.	Duty.
Metals and minerals and manu- factures of:— <i>Con.</i>		\$	\$ cts.		\$	\$ cts.
Iron and steel and manufac- tures of:— <i>Con.</i>						
1 Angles, beams, channels, gird- ers, tees and other rolled shapes or sections, not punch- ed, drilled or further manu- factured than rolled, N.O.P. Cwt.	1,270,795	1,635,857	421,839 86	1,789,248	2,510,757	615,457 59
2 Anvils and vises.		78,204	19,276 55		127,920	32,497 68
3 Axles and axle parts, N.O.P., and axle blanks and parts thereof of iron or steel, for railway, tramway or other vehicles. Cwt.	71,776	283,085	95,132 29	283,061	774,677	266,994 63
4 Balls, steel, adapted for use on bearings of machinery or vehicles.		17,087	1,708 70		27,511	2,751 10
5 Bars, bands, hoop, scroll or strip, sheet or plate, rolled or cast steel, of any size, thickness or width, galvan- ized or coated with any ma- terial or not, and steel blanks for the manufacture of mill- ing cutters, when of greater value than 3½ cts. per lb. Cwt.	97,117 82,339	575,723 579,320	28,786 15	204,979 99,659	1,226,071 727,546	61,303 55
6 Bar iron or steel, rolled, whether in coils, bundles, rods or bars, comprising rounds, ovals, squares and flats, N.O.P. "	2,164,266	2,947,640	694,312 78	2,704,621	3,916,390	912,797 39
7 Bars or sheets of steel for use in the manufacture of shovels "	30,788	38,292	4,599 55	43,045	60,027	6,350 25
8 Bayonets, swords, fencing foils and masks.		18,911	4,666 40		7,465	2,039 30
9 Billets of iron or steel, weighing not less than 60 lbs. per lineal yard. Cwt.	1,717,047	1,593,665	213,435 30	1,657,017	1,641,909	206,795 75
10 Billets of steel, N.O.P. "	14,581	17,242	4,728 04	43,489	48,600	14,792 32
11 Bridges or parts thereof; struc- tural work, columns, shapes or sections, drilled, punched or in any further stage of manufacture than as rolled or cast, N.O.P. "	268,396	651,244	206,066 66	363,422	910,052	307,739 69
12 Bridges and tunnels, crossing the boundary, materials to be used in Canada in the construction of.		6,247				
13 Butts and hinges, N.O.P.		108,539	32,417 80		170,238	50,760 90
14 Cart or wagon skeins or boxes. Lbs	530,356	20,987	5,245 35	453,778	17,240	4,310 00
15 Castings, malleable iron		1,089,497	290,370 64		1,774,296	475,541 39
16 Castings, N.O.P.		406,154	77,686 50	46,513	622,998	112,042 50
17 Cast scrap iron Tons	34,831					
18 Chains, coil chains, chain links and chain shackles, of iron or steel, ¾ of an inch in diam. and over Cwt.	57,968	157,620	12,290 75	74,394	220,896	18,599 00
19 Chain, malleable sprocket or link belting		232,391			273,697	
20 Chains, N.O.P.		112,385	30,511 45		179,024	50,254 49

SESSIONAL PAPER No. 10

Imports into and Exports from Canada, &c.—*Continued.*

TOTAL IMPORTS.					TOTAL EXPORTS.				
Value.					Value.				
1909.	1910.	1911.	1912.	1913.	1909.	1910.	1911.	1912.	1913.
\$	\$	\$	\$	\$	\$	\$	\$	\$	\$
553,745	1,085,084	1,580,387	1,635,857	2,510,916					1
45,078	66,598	104,670	78,294	128,033					2
100,935	165,328	212,362	289,800	775,130					3
11,474	14,725	15,613	17,087	27,511					4
2,326	3,688	3,206	4,820	2,159					
269,151	415,422	621,519	575,386	1,226,378					5
264,731	412,110	581,894	579,320	727,546					
1,211,217	1,951,745	3,180,525	2,948,486	3,916,748					6
25,022	56,437	44,546	38,292	60,027					7
7,669	6,103	9,810	18,911	7,804					8
95,350	518,102	861,036	1,572,614	1,723,989					9
31,869	63,089	19,940	17,242	48,600					10
176,694	125,938	328,011	651,244	913,702					11
273,158	313,928	5,859	6,247						12
38,221	65,783	94,715	109,322	170,238					13
914	9,945	9,488	20,987	17,240					14
33,887									15
332,803	404,938	826,938	1,102,096	1,775,008	30,561	38,925	56,771	44,821	62,638
202,842	152,797	266,626	422,925	622,998	116,095	572,654	180,738	92,246	272,137
131,502	159,052	191,637	159,288	221,446					18
153,893	180,839	240,704	232,391	273,697					19
34,363	46,187	95,275	113,425	179,798					2

4 GEORGE V., A. 1914

No. 18—ITEMIZED STATEMENT showing the Values of the Total

IMPORTS ENTERED FOR CONSUMPTION.						
ARTICLES	1912.			1913.		
	Quantity.	Value.	Duty.	Quantity.	Value.	Duty.
Metals and minerals and manu- factures of:— <i>Con.</i>		\$	\$ cts.		\$	\$ cts.
Iron and steel and manufac- tures of;— <i>Con.</i>						
1 Chains, rods for the manu- facture of, not less than $\frac{5}{16}$ inch in diameter Cwt.	21,821	29,100		39,048	49,624	
2 Chrome steel "	5,483	24,291	3,643 65	8,176	38,879	5,816 20
3 Chronic iron (exports) "						
4 Cream separators and steel bowls for		361,896			467,849	
5 Cream separators—materials which enter into the con- struction and form part of, when imported to be used in the manufacture there- of, and articles of metal for use in the manufacture of cream separator parts.		304,255			229,094	
6 Cups and cones for ball bear- ings,—flat cold rolled steel, not over $\frac{1}{2}$ inch thick, for manufacture of Cwt.	666	1,861	93 05	603 22	1,886 166	94 30
7 Cutlery,— Knives and forks of steel, plated or not, N.O.P.		222,660	49,984 80		361,686	85,783 21
8 Pen knives, jack knives, and pocket knives of all kinds		88,573	20,968 83		127,908	20,763 45
9 Other cutlery, N.O.P.		748,232	192,066 07		899,528	234,952 20
Engines, boilers, &c. (<i>vide</i> <i>under "Machinery"</i>),—						
10 Boilers, steam No.	631	236,308	56,116 61	1,118	368,565	94,016 06
11 Boilers, N.O.P. "	3,217	247,645	58,252 49	6,599	397,371	99,953 81
12 Fire engines "	22	21,139	7,398 65	25	35,520	12,432 00
13 Gasoline engines "	14,558	2,139,474	564,712 63	27,255	3,413,595	925,582 50
14 Locomotives for railways.	144	415,195	145,318 25	202	787,411	275,303 35
15 " parts of		69,276	24,246 60		128,828	44,833 17
16 Motor cars for railways and tramways No.	49	101,182	34,016 45	155	348,505	121,976 75
17 Steam engines "	325	276,880	70,297 86	483	475,980	116,274 97
18 Ferro-manganese, ferro- silicon, spiegeleisen. Tons	18,274	443,770	27,785 00	22,969	598,524	38,201 50
19 Fire extinguishing machines, including sprinklers for fire protection		97,422	33,125 47		136,775	47,789 89
20 Flat eye bar blanks, not punched nor drilled, for use exclusively in the man- ufacture of bridges, or of steel structural work, or in car construction Tons	15	649	45 00	393	10,701	1,179 00
21 Forgings of iron or steel of whatever shape or size or in whatever stage of manu- facture, N.O.P.; and steel-shafting, turned, com- pressed, or polished, and hammered, drawn or cold rolled iron or steel bars or shapes, N.O.P. Libs.	2,653,175	156,028	46,276 50	6,833,866	339,119	100,688 00

SESSIONAL PAPER No. 10

Imports into and Exports from Canada, &c.—*Continued.*

TOTAL IMPORTS.					TOTAL EXPORTS.				
Value.					Value.				
1909.	1910.	1911.	1912.	1913.	1909.	1910.	1911.	1912.	1913.
£	£	£	£	£	£	£	£	£	£
14,510	27,363	35,461	29,100	49,624					
13,947	17,581	30,691	24,291	38,879					
					51,790	13,556	150		
547,990	585,148	387,340	361,896	467,849					
212,172	227,680	396,501	304,255	229,094					
}	1,429		1,861	{ 1,886 166					
168,032	201,364	264,185	222,751	359,861					
102,919	74,965	100,318	88,577	128,090					
359,275	508,599	679,207	749,751	912,689					
119,975	243,546	180,616	236,308	368,565					
39,144	120,753	138,632	247,645	398,918					
13,411	7,638	17,435	21,139	37,020					
721,868	1,109,789	1,492,103	2,207,496	3,246,676					
408,086	385,090	329,510	495,195	787,411					
.....	41,823	64,898	69,276	129,028					
3,900	7,141	14,119	101,182	348,505					
235,246	252,864	246,744	276,156	477,839					
405,171	354,723	436,854	436,849	712,656					
78,554	78,126	77,007	97,422	136,775					
80	5,911	3,800	649	10,701					
96,576	122,166	125,497	158,317	339,085					

4 GEORGE V., A. 1914

No. 18—ITEMIZED STATEMENT showing the Values of the Total

ARTICLES.		IMPORTS ENTERED FOR CONSUMPTION.					
		1912.			1913.		
		Quantity	Value.	Duty.	Quantity.	Value.	Duty.
	Metals and minerals and manu- factures of:— <i>Con.</i>		\$	\$ cts.		\$	\$ cts.
	Iron and steel and manufac- tures of:— <i>Con.</i>						
1	Gas buoys, articles for the manufacture of.....		27,933			21,174	
2	Gas buoys, and parts of (ex- ports)						
	Guns, rifles, &c.,—						
3	Gun barrels in single tubes, forged, roughbored.....		1,350			460	
4	Guns, rifles, including air guns and air rifles (not being toys), muskets, can- nons, pistols, revolvers or other firearms.....		775,722	209,468 20		900,031	258,131 13
5	Materials or parts in the rough, unfinished, and screws, nuts, bands and springs, to be used in rifles to be manufactured for the Government of Canada.....		37,047			43,317	
6	Tools and machinery, all kinds, not manufactured in Canada up to the required standard, necessary for any factory for the manufac- ture of rifles for the Gov- ernment of Canada.....		33,204			14,725	
7	Hardware, viz.: builders', cab- inet-makers', upholsterers', harness-makers', saddlers', and carriage hardware, in- cluding curry combs, N. O.P.....		701,517	202,716 40		956,597	275,585 32
8	Hoop, band, scroll or strip of iron or steel, rolled, 12 inches or less in width No. 13 gauge and thicker, N.O.P..... Cwt.	130,646	197,354	43,336 71	158,927	255,828	53,915 15
9	Hoop, band, scroll or strip of iron or steel, rolled, No. 14 gauge and thinner, galvan- ized or coated with other metal or not, N.O.P..... "	{ 281,187 23,027	569,989 41,517	28,499 45	354,042 6,798	717,148 12,947	35,857 40
10	Horse, mule or ox shoes		21,449	6,422 40		31,536	3,459 40
11	Ingots, cogged ingots, blooms, slabs, puddled bars, and loops or other forms, N.O.P., less finished than iron or steel bars, but more advanced than pig iron, except cast- ings						
12	Knife blades, or blanks, and forks of iron or steel, in the rough, not handled, filed, ground or otherwise manu- factured..... Cwt.	52,163	52,063	6,520 31	34,105	42,227	4,286 83
13	Locks of all kinds		154	15 40		180	18 00
	Machinery, —		479,628	141,607 32		669,185	198,606 68
14	Beet root sugar factories— Machinery and structural iron for		89,717			61,113	
15	Briquette-making machines.....		7,971			29,276	

SESSIONAL PAPER No. 10

Imports into and Exports from Canada, &c.—*Continued.*

TOTAL IMPORTS.					TOTAL EXPORTS.					
Value.					Value.					
1909.	1910.	1911.	1912.	1913.	1909.	1910.	1911.	1912.	1913.	
£	\$	\$	\$	\$	\$	\$	\$	\$	\$	
23,229	14,916	29,829	27,933	21,174						1
								83,769	90,426	2
	188	1,372	1,350	460						3
447,512	377,612	622,341	776,565	898,985	12,490	18,269	23,970	29,214	36,076	4
14,720	58,248	50,067	37,047	43,317						5
4,938	9,331	6,166	33,204	14,725						6
365,615	507,214	681,462	720,101	956,803	64,305	39,924	62,041	48,647	74,930	7
59,501	41,158	123,238	197,354	256,072						8
204,075	252,273	386,082	570,032	717,290	}					9
20,059	28,413	41,143	41,517	12,947						10
5,880	13,797	18,973	21,449	31,536						
53,135	97,333	68,616	52,063	42,253						11
	95	388	154	180						12
221,808	254,062	459,775	478,480	669,668						13
12,317	51,222	29,903	89,717	61,113						14
702	3,742	27,582	7,971	29,276						15

4 GEORGE V., A. 1914

No. 18—ITEMIZED STATEMENT showing the Values of the Total

ARTICLES.	IMPORTS ENTERED FOR CONSUMPTION.					
	1912.			1913.		
	Quantity.	Value.	Duty.	Quantity.	Value.	Duty.
		\$	\$ cts.		\$	\$ cts.
Metals and minerals and manu- factures of :— <i>Con.</i>						
Iron and steel and manufac- tures of :— <i>Con.</i>						
Machinery,— <i>Con.</i>						
1 Carding, spinning, weav- ing or braiding machin- ery, or machinery for knitting fibrous material, of a class or kind not made in Canada.....		811,310	81,131 00		1,371,120	137,112 00
2 Cordage, twine or linen manufacturing machin- ery, or machinery for the preparation of flax fibre, of a class or kind not made in Canada.....		35,760			45,800	
3 Cranes and derricks..... No.				285	744,711	200,791 99
4 Engines, portable, with boilers in combination, and traction engines, for farm purposes..... "	3,857	6,063,960	1,210,646 60	4,024	7,369,219	1,471,006 85
5 Fanning mills..... "	3,648	52,230	13,057 50	1,258	24,179	6,044 75
6 Fertilizer machinery.....						
7 Fodder or feed cutters.... No.	453	4,521	1,130 25	527	9,892	2,473 00
8 Gold mining, alluvial, machin- ery and appliances for, of a class or kind not made in Canada.....		292,178			533,926	
9 Grain crushers..... No.	78	1,419	354 75	204	3,080	770 00
10 Horse powers for farm pur- poses..... "	13	2,019	403 80	12	310	62 00
11 Mining, smelting and re- ducing machinery, for use exclusively in mining or metallurgical operations N.O.P.....		822,061			1,259,692	
12 Ore crushers and rockcrush- ers, stamp mills, Cornish and belted rolls, rock drills, air compressors, cranes, derricks and per- cussion coal cutters.....		256,589	66,470 91		451,377	119,525 23
13 Portable machinery, N. O. P., and parts.....		40,687	11,175 74		132,546	36,249 91
14 Presses, lithographic, and typemaking accessories therefor.....		105,925	10,580 00		112,400	11,085 90
51 Printing presses, news- paper, of not less value by retail than \$1,500 each, of a class or kind not made in Canada... No.	141	599,626		134	598,675	
16 Printing presses, N.O.P.....		501,643	48,926 00		598,302	57,319 25
17 Ruling, folding, binding, embossing, creasing or cutting machinery when for use exclusively by printers, bookbinders and by manufacturers of articles made from paper or cardboard, including parts thereof.....		309,722	30,558 15		384,870	37,513 85

*Included with "Ore crushers" &c. prior to 1913.

SESSIONAL PAPER No. 10

Imports into and Exports from Canada, &c.—*Continued.*

TOTAL IMPORTS.					TOTAL EXPORTS.				
Value.					Value.				
1909.	1910.	1911.	1912.	1913.	1909.	1910.	1911.	1912.	1913.
\$	\$	\$	\$	\$	\$	\$	\$	\$	\$
823,698	847,198	893,413	813,935	1,371,886					1
12,288	16,351	43,129	35,760	45,800					2
*	*	*	*	744,711					3
811,621	1,801,209	3,633,435	6,043,723	7,378,143					4
12,813	10,854	29,319	52,230	24,179					5
	11,396								6
1,746	1,713	4,177	4,521	9,998					7
269,407	60,154	251,041	292,178	533,926					8
263	661	2,405	1,419	3,080					9
958	3,912	281	2,019	310					10
534,197	765,564	704,878	822,061	1,259,692					11
176,014	259,311	271,085	256,589	456,950					12
19,996	23,873	43,742	40,687	132,546					13
27,131	62,000	68,631	105,925	149,772					14
172,384	391,657	504,556	599,626	598,675					15
160,840	325,377	592,875	502,330	596,204					16
88,493	197,004	265,810	309,722	384,652					17

4 GEORGE V., A. 1914

No. 18—ITEMIZED STATEMENT showing the Values of the Total

ARTICLES.		IMPORTS ENTERED FOR CONSUMPTION.					
		1912.			1913.		
		Quantity.	Value.	Duty.	Quantity.	Value.	Duty.
			\$	\$ cts.		\$	\$ cts.
Metals and minerals and manu- factures of:— <i>Con.</i>							
Iron and steel and manufac- tures of:— <i>Con.</i>							
Machinery,— <i>Con.</i>							
1	Saw and planing mills, portable..... No.	3	626	172 15	13	12,366	3,224 17
2	Sewing machines..... "	15,622	334,060	98,470 00	19,556	430,066	126,325 70
3	Sewing machines, parts of ".....		128,217	37,290 70		130,354	37,913 10
4	Sewing machine attach- ments.....		47,870			46,965	
5	Slot machines.....						
6	Steam shovels..... No.	32	183,034	50,334 36	102	513,720	141,273 30
7	Threshing machine separ- ators..... "	2,866	1,404,455	280,891 00	3,293	2,176,077	435,204 90
8	Threshing machine separ- ators, parts of, including wind stackers, baggers, weighers and self-feeders therefor and finished parts thereof for repairs, when imported separ- ately.....		661,091	132,208 75		486,954	97,390 80
9	Type-casting and typeset- ting machines, and parts thereof, adapted for use in printing offices..... No.		309,084	61,816 80		438,632	87,494 96
10	Typewriting machines.... "	16,673	966,864	241,696 44	18,146	1,141,903	285,421 46
11	Washing machines..... "	7,061	54,703	14,871 87	11,959	105,828	28,792 33
12	Well-digging machinery and apparatus of a class or kind not made in Can- ada for drilling for water, natural gas or oil and for prospecting for minerals, not including motive power.....		195,767			44,591	
13	Windmills and complete parts thereof..... No.	1,643	47,436	9,487 20	994	35,011	7,002 20
14	All machinery, composed wholly or in part of iron or steel, N.O.P., and iron or steel castings and iron or steel integral parts of machinery.....		15,363,862	4,026,695 03		19,789,912	5,199,705 7
Total machinery.....			29,694,407	6,428,369 00		39,052,867	8,529,703 9
15	Nail rods, rolled, not over half an inch in diameter or width, for the manufac- ture of horseshoe nails.... Cwt.	34,393	68,951		23,542	53,067	
16	Nails, brads, spikes and tacks of all kinds, N.O.P..... Lbs.	1,403,775	47,214	16,269 90	1,179,059	59,456	20,506 60
27	Nails and spikes, cut (or- dinary builders')..... "	969,200	16,682	4,841 20	1,259,400	24,331	6,260 40
28	Nails, spikes, composition and sheathing nails..... "	265,806	9,171	1,312 20	557,688	19,194	2,786 25
19	Nails, wire of all kinds, N.O.P..... "	1,749,600	54,915	10,497 20	1,223,400	124,899	25,322 00

SESSIONAL PAPER No. 10

Imports into and Exports from Canada, &c.—*Continued.*

TOTAL IMPORTS.					TOTAL EXPORTS					
Value.					Value.					
1909.	1910.	1911.	1912.	1913.	1909.	1910.	1911.	1912.	1913.	
\$	\$	\$	\$	\$	\$	\$	\$	\$	\$	
18,759	12,303	17,204	626	12,366						1
212,965	319,219	351,451	333,411	439,486						2
52,044	101,584	108,957	128,572	130,354	124,612	173,414	248,978	172,237	256,621	3
33,038	35,769	43,189	47,870	46,965						4
7,829										5
152,027	95,948	296,043	183,034	513,720						6
361,897	626,561	742,908	1,403,713	2,176,077	3,900	300	10,126	93,676	214,590	7
239,031	344,111	422,792	660,206	486,517						8
114,203	297,071	229,406	337,856	454,945	146,335	23,993	41,730	10,888	1,103	9
448,477	685,759	675,494	974,942	1,145,277	210,862	316,814	389,202	334,226	288,927	10
	36,178	36,361	56,036	104,977						11
61,380	120,409	209,717	195,767	44,591						12
38,284	48,310	51,805	47,436	35,011						13
5,558,794	7,143,639	12,748,746	15,389,799	19,351,639	588,931	850,394	747,318	686,933	1,101,686	14
10,423,596	14,700,059	23,100,335	29,739,631	39,222,838	1,074,640	1,364,915	1,437,354	1,297,960	1,862,927	
39,002	44,915	47,039	68,951	53,067						15
22,714	23,762	31,318	47,277	59,488						16
6,784	5,005	9,657	16,682	24,331						17
4,981	8,956	8,642	8,981	19,339						18
25,329	33,512	41,589	54,916	124,900						19

No. 18—ITEMIZED STATEMENT showing the Values of the Total

ARTICLES.		IMPORTS ENTERED FOR CONSUMPTION.					
		1912.			1913.		
		Quantity.	Value.	Duty.	Quantity.	Value.	Duty.
	Metals and minerals and manu- factures of:— <i>Con.</i>		\$	\$ cts.		\$	\$ cts.
	Iron and steel and manu- factures of:— <i>Con.</i>						
1	Needles, of any material or kind, N.O.P.		110,054	27,251 20		148,969	37,509 41
2	Nuts, washers, rivets and bolts, with or without threads, and nut, bolt and hinge blanks, and T and strap hinges of all kinds, N.O.P.	Lbs.	6,799,199	246,311 109,270 55	8,845,000	341,631	148,963 81
3	Ores, iron	Tons			2,116,953	1,052,505	
4	Pig iron	Lbs.	201,058	2,495,850 424,160 00	291,813	3,813,034	674,675 00
5	Pig iron (charcoal)	"	54	618 135 00	91	1,183	227 50
6	Pipe, cast iron	Cwt.	416,449	490,914 131,426 30	819,745	1,033,426	265,035 60
7	Pipe, fittings for	Lbs.	11,608,325	688,708 204,684 30		1,265,091	377,466 60
8	Pipe, wooden, wire bound, and iron or steel pipe, not butt or lap welded, not less than thirty inches internal diameter, when for use ex- clusively in alluvial gold mining			310 31 00		3,467	346 70
9	Pipe, wooden, wire bound, N.O.P.			631 165 25		757	189 25
10	Plates, boiler, not less than 30 in. in width and not less than $\frac{1}{4}$ in. in thickness, for the manufacture of boilers	Cwt.	353,668	516,947	430,702	663,105	
11	Plates, rolled, not less than 30 in. in width and not less than $\frac{1}{4}$ in. in thickness N.O.P.	"	751,307	969,881 110,034 09	1,128,736	1,547,067	168,829 95
12	Plates or sheets, rolled, sheared or unsheared, and skelp iron or steel sheared or rolled in grooves, N.O.P.	"	481,799	680,794 163,765 43	842,333	1,225,605	291,941 20
13	Plates or sheets, steel, cold rolled, with sheared edges, over 14 gauge, not less than $1\frac{1}{2}$ in. wide, for manu- facture of mower bars, hinges, typewriters and sewing machines	"	11,149	24,041 2,398 30	17,196	37,660	3,756 55
14	Plate, steel, universal mill or rolled edge plates over 12 in. wide, for the manu- facture of bridges or of struc- tural work or for car con- struction	"	737,723	918,388 110,658 45	1,052,911	1,381,935	157,839 61
15	Plough plates or shares or mould boards, land sides and other plates for agricul- tural implements, cut to shape from rolled plates of steel but not moulded, punched, polished or other- wise manufactured	"	160,825	520,395	137,809	388,863	
16	Pumps, hand, N.O.P.	No.	27,909	116,533 34,923 30	34,296	148,487	44,476 80

*Included with "Ores, N.O.P." (*vide* "Miscellaneous metals, &c.")

SESSIONAL PAPER No. 10

Imports into and Exports from Canada, &c.—*Continued.*

TOTAL IMPORTS.					TOTAL EXPORTS.					
Value.					Value.					
1909.	1910.	1911.	1912.	1913.	1909.	1910.	1911.	1912.	1913.	
\$	\$	\$	\$	\$	\$	\$	\$	\$	\$	
69,576	101,708	119,072	110,095	149,162					1	
88,766	132,521	193,175	246,531	341,903					2	
*	*	*	*	4,052,505	71,663	80,540	304,919	133,361	426,633	3
765,137	2,169,537	3,412,418	2,469,760	4,152,555	40,726	228,183	298,472	262,393	342,142	4
16,575	8,690	239,822	10,768	1,183						5
370,085	327,175	562,008	490,944	1,033,426						6
282,685	357,755	465,954	689,205	1,266,171						7
16,850	47,488	22,599	310	3,467						8
.....	185	1,143	661	757						9
244,476	438,744	492,247	516,947	663,195						10
453,228	836,569	1,223,212	969,881	1,547,067						11
243,341	388,833	756,235	680,794	1,225,798						12
.....	12,324	35,789	24,041	37,660						13
370,650	390,953	655,047	918,388	1,384,935						14
144,288	289,044	512,857	520,395	388,863						15
54,442	72,612	97,201	116,462	149,342						16

No. 18—ITEMIZED STATEMENT showing the Values of the Total

ARTICLES.	IMPORTS ENTERED FOR CONSUMPTION.					
	1912.			1913.		
	Quantity.	Value.	Duty.	Quantity	Value.	Duty.
Metals and minerals and manu- factures of:— <i>Con.</i>		\$	\$ cts.		\$	\$ cts.
Iron and steel and manu- factures of:— <i>Con.</i>						
1 Rails for railways and tram- ways..... Tons	91,132	2,429,318	635,237 50	150,538	3,867,833	1,052,528 50
2 Railway fish plates..... "	3,045	130,436	24,243 00	2,084	87,968	16,612 00
3 " spikes..... Cwt.	99,820	160,394	49,805 80	155,841	241,254	77,867 50
4 " switches, frogs, crossings and intersections..... "	49,000	278,906	86,575 07	61,129	312,794	98,073 06
5 Railway tie-plates..... Tons	441	16,164	3,528 00	639	21,937	5,112 00
6 Rolls of chilled iron or steel. Cwt.	1,317	4,394	1,296 50	2,866	7,335	2,137 30
7 Sad or smoothing, hatters' and tailors' irons.....		10,644	3,153 40		15,996	4,784 40
8 Safes and doors for, and vaults.....		208,471	62,537 40		247,068	74,090 50
9 Scales, balances and weigh- ing beams and strength- testing machines.....		154,393	45,777 60		189,823	56,185 80
10 Scrap-iron and scrap-steel, old and fit only to be re- manufactured, being part of or recovered from any vessel wrecked in waters subject to the jurisdiction of Canada..... Cwt.	60	158		800	500	
11 Scrap, wrought, being waste or refuse, including punch- ings, cuttings and clippings of iron or steel plates or sheets, having been in actual use; crop ends of tin plate bars, blooms and rails, the same not having been in actual use..... "	870,869	547,942	42,717 74	1,136,088	810,564	56,397 54
12 Screws, iron and steel, com- monly called wood screws, N.O.P., including lag or coach screws, plated or not, and machine or other screws, N.O.P..... Gross	380,029	56,283	19,414 88	973,423	117,085	40,514 44
13 Shafting, round, steel, in bars not exceeding 2½ inches in diameter..... Cwt.	54,531	102,704	25,193 71	79,580	142,346	35,186 76
14 Sheets: Canada plates; Russia iron, terne plate and rolled sheets of iron or steel, coated with zinc, spelter or other metal, of all widths or thicknesses, N.O.P..... "	{ 90,195 190,895 3,172	{ 213,229 441,163 6,683	{ 10,661 45 1,981 40	{ 259,473 141,388 7,140	{ 582,870 326,332 23,131	{ 29,143 50 6,579 70
15 Sheets, corrugated, galvan- ized..... "	"	1,782	4,055 1,189 10	7,524	16,361	4,908 30
16 Sheets, corrugated, not gal- vanized..... "	{ 241,691 486,181	{ 669,496 1,389,343	{ 33,474 80	{ 557,075 561,899	{ 1,537,691 1,716,963	{ 76,884 85
17 Sheets, flat, galvanized,..... "	{ 538,010 259,919	{ 1,231,134 587,259	{ 61,536 70	{ 1,321,302 147,547	{ 3,075,053 344,345	{ 153,752 65

SESSIONAL PAPER No. 10

Imports into and Exports from Canada, &c.—Continued.

TOTAL IMPORTS.					TOTAL EXPORTS.				
Value.					Value.				
1909.	1910.	1911.	1912.	1913.	1909.	1910.	1911.	1912.	1913.
\$	\$	\$	\$	\$	\$	\$	\$	\$	\$
797,479	1,398,373	895,984	2,452,135	3,847,865					
67,045	109,114	60,788	131,630	87,968					
34,260	50,320	71,135	160,394	241,254					
74,527	134,734	144,195	278,906	317,352					
15,147	47,275	35,399	16,164	21,937					
5,056	3,191	10,526	4,394	7,335					
5,836	5,556	5,596	10,650	16,107					
92,491	140,710	193,530	208,471	247,010					
173,527	119,349	113,086	154,253	189,673					
	100	730	158	500					
140,859	191,782	408,075	547,942	810,564					
19,419	28,915	47,271	57,279	116,872					
53,747	76,756	119,498	102,704	142,346					
233,753	195,126	93,118	213,229	582,870					
323,218	595,237	555,321	441,163	326,332					
3,891	3,546	9,468	6,683	23,131					
753	48	76	4,055	16,361					
388,885	825,443	509,027	669,498	1,537,691					
697,466	1,167,496	1,127,087	1,389,343	1,716,963					
498,552	956,028	1,046,155	1,231,336	3,074,954					
647,232	648,641	800,034	587,259	344,345					

4 GEORGE V., A. 1914

No. 18—ITEMIZED STATEMENT showing the Values of the Total

ARTICLES.		IMPORTS ENTERED FOR CONSUMPTION.					
		1912.			1913.		
		Quantity.	Value.	Duty.	Quantity.	Value.	Duty.
			\$	\$ cts.		\$	\$ cts.
	Metals and minerals and manu- factures of :— <i>Con.</i>						
	Iron and steel and manufac- tures of :— <i>Con.</i>						
1	Sheets of steel No. 24 and 17 gauge, 63 inches long, and from 18 inches to 32 inches wide, for the manufacture of tubular bow sockets.... Cwt.	1,789	3,635	2,187	4,269
2	Sheet steel, crucible 11 to 16 gauge, 2½ to 18 inches wide, for the manufacture of mower and reaper knives. "	14,489	55,957	16,953	53,088
3	Ships or vessels,—Angles, beams, knees, masts, plates, sheets or parts thereof, and cable chains for..... "	136,983	202,550	331,873	470,526
4	Ships and vessels of iron or steel,—Manufactured artic- les of iron or steel or brass, for use in the construction of, being of a class or kind not manufactured in Can- ada.....		101,726		196,295
5	Skates, of all kinds, roller or other, and parts thereof... Pairs	142,791	72,575	25,399 50	118,453	72,258	25,278 55
6	Shelp, sheared or rolled in grooves, not over 4½ inches wide, for the manufacture of rolled iron tubes not over 1½ inches in diameter. Cwt.	10,730	12,737	20,662	27,209
7	Skelp sheared or rolled in grooves, for the manufac- ture of wrought iron or steel pipe..... "	1,748,034	2,056,977	102,848 85	2,259,924	2,779,978	138,998 90
8	Springs, steel, for the manu- facture of surgical trusses. "	10	431	23	690
9	Springs, N.O.P., and parts thereof, of iron or steel, for railway, tramway or other vehicles..... "	12,530	62,847	21,929 83	21,777	101,342	36,421 82
10	Steel for saws and straw cutters cut to shape but not further manufactured. "	21,584	161,955	24,124	176,142
11	Steel of No. 12 gauge and thinner, but not thinner than No. 30 gauge, for the manufacture of buckle clasps, bed-fasts, furniture casters and ice creepers... "	3,598	8,427	3,588	9,387
12	Steel, of No. 20 gauge and thinner, but not thinner than No. 30 gauge, to be used in the manufacture of corset steel, clock springs, and shoe shanks..... "	732	2,444	224	1,490
13	Steel, manufactures of (ex- ports)..... "						
14	Steel wool..... "	596	3,796	377 80	329	4,730	473 00
15	Stoves of all kinds, for coal, wood oil, spirits or gas.....		782,878	194,890 50		1,057,647	263,495 15

SESSIONAL PAPER No. 10

Imports into and Exports from Canada, &c.—*Continued.*

TOTAL IMPORTS.					TOTAL EXPORTS.				
Value.					Value.				
1909.	1910.	1911.	1912.	1913.	1909.	1910.	1911.	1912.	1913.
\$	\$	\$	\$	\$	\$	\$	\$	\$	\$
.....	3,090	3,132	3,635	4,269	1
50,723	55,095	57,518	55,957	53,088	2
257,783	173,143	417,981	202,550	470,516	3
69,459	76,526	83,145	191,723	196,295	4
49,164	45,908	80,255	72,575	72,258	5
.....	12,737	27,209	6
925,417	1,546,580	1,598,385	2,056,977	2,779,978	7
774	479	438	431	696	8
16,827	36,925	33,701	63,642	108,381	9
96,305	158,438	181,866	161,955	176,142	10
4,335	7,859	14,268	8,427	9,337	11
5	360	2,771	2,444	1,490	12
2,025	2,418	2,989	3,796	4,730	1,711,240	1,163,585	1,391,120	1,117,634	1,398,928
355,433	494,144	693,756	733,803	1,058,367	8,569	12,058	19,141	19,384	28,016

4 GEORGE V., A. 1914

No. 18—ITEMIZED STATEMENT showing the Values of the Total

ARTICLES.	IMPORTS ENTERED FOR CONSUMPTION.					
	1912.			1913.		
	Quantity.	Value.	Duty.	Quantity.	Value.	Duty.
Metals and minerals and manu- factures of:— <i>Con.</i> Iron and steel and manufac- tures of:— <i>Con.</i>		\$	\$ cts.		\$	\$ cts.
1 Stove urns of metal, and dove tails, chaplets and hinge tubes of tin for the manufacture of stoves.		21,959	2,193 60		28,239	2,823 90
2 Surgical and dental instru- ments and surgical needles; surgical operating tables for use in hospitals, X-ray apparatus and parts there- of, and microscopes valued at not less than \$50 each by retail.		352,166			455,678	
3 Tacks, shoe. Lbs.	32,588	2,983	1,034 30	36,935	3,121	1,083 80
4 Tires, locomotive and car wheel, of steel, in the rough Cwt.	167,083	405,993		208,532	548,148	
5 Tools and implements,— Adzes, cleavers, hatchets, wedges, sledges, ham- mers, crowbars, cantdogs track tools; picks, mat- tocks and eyes or poles for the same.		76,075	22,174 30		139,584	40,767 55
6 Axes. Doz.	11,178	60,063	13,483 06	13,807	72,127	16,201 94
7 Files and rasps, N.O.P.		112,595	31,324 96		158,719	43,686 18
8 Saws.		102,343	30,466 12		163,200	48,498 19
9 Tools, hand, of all kinds, N.O.P.		768,235	226,620 31		1,107,217	324,963 00
10 Tubes for boilers of wrought iron or steel, including flues and corrugated tubes for marine boilers.		658,229			903,016	
11 Tubes, rolled, seamless, not jointed or welded, not more than 1½ inch in diameter, N.O.P.		24,529			35,847	
12 Tubing, brass covered, not over 2 inches in diameter, a the rough, for the manufacture of towel bars, bath tub rails and clothes carriers.		197			345	
13 Tubing, lacquered or brass covered, not over two inches in diameter, and brass trimmings, for the manufacture of iron or brass bedsteads.		217,596			336,024	
14 Tubing, lacquered or brass covered, not over two inches in diameter, brass cased rods and brass trim- mings, for the manufac- ture of carriage rails.		11,288			19,929	
15 Tubing, iron, for manufac- ture of extension rods for windows.		7,071			7,804	

SESSIONAL PAPER No. 10

Imports into and Exports from Canada, &c.—*Continued.*

TOTAL IMPORTS.					TOTAL EXPORTS.				
Value.					Value.				
1909.	1910.	1911.	1912.	1913.	1909.	1910.	1911.	1912.	1913.
\$	\$	\$	\$	\$	\$	\$	\$	\$	\$
14,753	17,136	22,370	21,959	28,239					1
195,191	250,229	314,579	352,166	455,678					2
1,929	2,519	1,634	2,986	3,119					3
274,722	337,093	451,253	405,993	548,148					4
47,662	63,335	67,132	76,275	140,584					5
26,716	35,738	45,631	60,158	72,188					6
76,561	83,936	121,165	112,441	159,516	72,979	86,383	129,888	113,263	127,060
73,173	80,681	113,409	102,376	163,272					8
684,499	628,793	768,087	768,685	1,107,768					9
415,068	522,904	573,579	658,229	903,016					10
7,181	11,459	17,777	24,529	35,847					11
			197	345					12
103,476	175,622	173,690	217,596	336,024					13
3,527	12,266	11,606	11,288	19,929					14
3,441	5,866	8,642	7,071	7,804					15

4 GEORGE V., A. 1914

No. 18—ITEMIZED STATEMENT showing the Values of the Total

IMPORTS ENTERED FOR CONSUMPTION.						
ARTICLES.	1912.			1913.		
	Quantity.	Value.	Duty.	Quantity.	Value.	Duty.
Metals and minerals and manu- factures of :— <i>Con.</i>		\$	\$ cts.		\$	\$ cts.
Iron and steel and manufac- tures of ;— <i>Con.</i>						
1 Tubing or pipe of iron or steel, plain or galvanized, riveted, corrugated or otherwise specially man- ufactured, including lock joint pipe, N.O.P.		441,591	110,628 60		1,014,905	278,092 10
2 Tubing, rolled or drawn, square, for the manu- facture of agricultural implements		5,682	284 10		20,089 196	1,004 45
3 Tubing, seamless, valued at not less than 3½ cents per lb. Cwt.	12,518	37,026	1,851 30	10,775	54,986	2,749 30
4 Tubing, wrought iron or steel, seamless, plain or galvanized, threaded and coupled or not, 4 inches or less in diameter, N.O.P.	2,684	17,688		2,088	17,717	
5 Tubing, wrought iron or steel, seamless, plain or galvanized, threaded and coupled or not, over 4 inches in diameter, N.O.P.		660,598	182,615 30		486,667	155,640 50
6 Ware—Agate, granite or enamelled iron or steel ware.		399,044	56,963 15		1,586,452	237,642 20
7 Ware—Iron or steel hol- low-ware, plain, black or coated, N.O.P., and nickel and aluminium kitchen or household hol- lowware, N.O.P.		200,250	65,841 19		311,832	102,157 18
Wire,—						
9 Barbed, fencing. Cwt.	376,625	766,255		446,122	887,974	
10 Bessemer steel wire, soft drawn spring of Nos. 10, 12 and 13 gauge, respec- tively, and homo steel spring wire of Nos. 11 and 12 gauge, respec- tively, imported for the manf. of wire mattresses. "	10,653	25,771		20,288	46,219	
11 Buckthorn strip fencing, woven wire fencing and wire fencing of iron or steel, N.O.P., not to in- clude woven wire or net- ting made from wire smaller than No. 14 gauge not to include fencing of wire larger than No. 9 gauge. Lbs.	2,033,655	72,811	10,862 35	1,653,214	74,352	10,885 80
12 Crucible cast steel wire, valued at not less than 6c. per lb.	195,369 13,081	27,981 1,826	1,399 05	244,632 15,610	36,501 2,344	1,825 05

SESSIONAL PAPER No. 10

Imports into and Exports from Canada, &c.—*Continued.*

TOTAL IMPORTS.					TOTAL EXPORTS.				
Value.					Value.				
1909.	1910.	1911.	1912.	1913.	1909.	1910.	1911.	1912.	1913.
\$	\$	\$	\$	\$	\$	\$	\$	\$	\$
167,803	194,552	285,190	441,483	1,012,228	1
4,636	5,942	1,894	5,682	20,089	}	2
.....	163	196					
24,237	27,497	45,605	37,026	54,986	}	3
2,233	11,758	20,015	17,688	17,717					
212,476	332,532	394,693	664,857	484,010	4
245,273	683,857	503,206	447,390	1,497,146	5
122,675	143,296	171,736	198,708	311,941	6
20,910	42,378	79,928	129,469	182,540	7
567,236	765,427	743,527	766,255	887,974	8
15,565	21,885	22,831	25,771	46,219	9
45,513	51,688	65,448	72,796	74,352	10
14,964	24,743	32,166	27,981	36,501	11
1,830	1,450	2,479	1,826	2,344	12

4 GEORGE V., A. 1914

No. 18—ITEMIZED STATEMENT showing the Values of the Total

ARTICLES.	IMPORTS ENTERED FOR CONSUMPTION.					
	1912.			1913.		
	Quantity.	Value.	Duty.	Quantity.	Value.	Duty.
Metals and minerals and manu- factures of :— <i>Con.</i> Iron and steel and mfrs. of :— <i>Con.</i> Wire,— <i>Con.</i>		\$	\$ cts.		\$	\$ cts.
1 Galvanized Nos. 9, 12 and 13 gauge..... Cwt.	693,820	1,255,932	823,397	1,414,429
2 Single or several, covered, including cable..... Lbs.	5,983,215	662,823	176,606 60	1,219,534	323,262 70
3 Steel wire, flat, of No. 16 gauge or thinner, for the manufacture of crinoline or corset wire and dress stays..... Cwt.	7,791	48,449	8,657	53,968
4 Steel wire, valued at not less than 2½ cents per lb. for the manufacture of rope..... "	45,121	169,157	45,006	172,790
5 Wire cloth, or wove wire and netting of iron and steel..... Lbs.	2,492,643	153,973	40,626 80	3,541,132	196,374	49,128 90
6 Wire rigging for ships and vessels..... Cwt.	878	5,391	1,341	9,930
7 Wire rope, stranded or twisted wire, clothes lines, picture or other twisted wire, and wire cables, N.O.P..... "	74,754	505,058	96,181 18	93,634	619,062	120,444 95
8 Wire, steel strip and flat steel, for the manufac- ture of buckthorn and plain strip fencing..... "	363	660	59	253
9 Wire of all kinds, N.O.P..... "	114,797	288,190	57,020 55	118,150	324,097	64,027 25
10 Wire bale ties..... Bundles	19,803	10,203	3,060 90	7,848	4,850	1,455 00
11 Wire screens, doors and win- dows.....	29,920	7,661 48	42,650	12,503 20
12 Wire rods, rolled, round, in the coil not over ¾ in. in diameter, for making wire in the coil..... Cwt.	867,946	1,033,397	1,838,386	2,144,405
13 Other manufactures, articles or wares of iron or steel, or of which iron or steel (or either) are the component materials of chief value, N.O.P.....	9,193,955	2,664,034 80	11,765,265	3,437,530 32
Total iron and steel and mfrs. of.....	96,181,586	18,465,670 26	138,648,364	26,035,246 46
Lead and manufactures of :—						
14 Bars and in sheets..... Cwt.	29,901	52,886	9,400 20	20,237	98,935	15,471 95
15 Metallic, contained in ore, &c. (exports).....
16 Nitrate and acetate of, not ground..... Lbs.	664,215	33,825	568,580	31,448
17 Old, scrap, pig and blocks..... Cwt.	241,030	602,990	63,780 50	242,053	849,332	88,946 75
18 Pig (exports).....
19 Pipe..... Lbs.	504,013	20,798	4,610 90	672,862	30,536	6,478 80
20 Shot and bullets..... "	15,594	1,342	347 40	532,135	26,000	6,234 60
21 Tea lead..... "	2,828,957	133,425	3,308,208	188,312
22 Other manufactures of, N. O.P.....	112,060	30,556 07	148,141	40,086 86
Total lead and manufactures of.....	962,326	108,694 87	1,372,704	157,218 98

SESSIONAL PAPER No. 10

Imports into and Exports from Canada, &c.—Continued.

TOTAL IMPORTS.					TOTAL EXPORTS.				
Value.					Value.				
1909.	1910.	1911.	1912.	1913.	1909.	1910.	1911.	1912.	1913.
\$	\$	\$	\$	\$	\$	\$	\$	\$	\$
858,129	1,524,742	1,243,580	1,255,932	1,414,429	1
279,297	330,295	515,098	662,931	1,219,360	2
26,495	46,665	40,240	48,449	53,968	3
85,714	136,715	180,832	169,157	172,790	4
74,422	76,792	140,000	153,973	196,374	5
22,823	31,389	15,967	5,391	9,930	6
242,976	345,759	556,183	518,180	618,986	7
109	157	32	660	253	8
136,960	211,045	271,454	238,197	324,495	9
5,635	3,575	10,203	4,850	10
5,864	9,623	20,065	30,188	42,650	11
538,378	749,117	965,912	1,033,397	2,144,405	12
3,342,057	5,025,560	7,116,821	9,189,525	11,787,287	13
40,776,536	59,719,739	82,086,492	96,496,253	139,126,072	6,880,236	7,949,186	9,826,382	8,950,506	10,915,151
46,007	36,762	55,312	52,886	98,935	14
.....	1,643	132,440	1,308	3,151	8,442
16,507	26,392	36,571	33,825	31,448	16
151,261	191,986	334,173	603,036	849,449	17
8,844	3,822	17,985	20,733	30,379	378,878	399,454	99,639	2,927	129
482	162	491	1,363	26,092	19
109,335	120,649	110,011	138,425	188,312	20
92,118	105,719	108,167	127,583	137,488	21
424,554	485,492	662,710	977,851	1,362,103	380,521	531,894	100,947	6,078	8,571

4 GEORGE V., A. 1914

No. 18—ITEMIZED STATEMENT showing the Values of the Total

ARTICLES.		IMPORTS ENTERED FOR CONSUMPTION.					
		1912.			1913.		
		Quantity.	Value.	Duty.	Quantity.	Value.	Duty.
			\$	\$ cts.		\$	\$ cts.
Metals and minerals and manufactures of :— <i>Con.</i>							
Tin and manufactures of ;—							
1	Blocks, pigs or bars..... Cwt.	41,740	1,706,678	51,319	2,286,142
2	Crystals.....		3,626		8,228
3	Foil..... Lbs.	1,470,423	168,315	1,260,908	194,205
4	Plates and sheets..... Cwt.	916,030	3,045,618	1,291,428	4,178,323
5	Strip waste.....		13
6	Tinware, japanned or not, and all manufactures of tin, N.O.P.....		495,938	113,507 50		575,595	131,426 65
	Total tin and manufactures of...		5,420,188	113,507 50		7,242,494	131,426 65
Zinc and manufactures of ;—							
7	Blocks, pigs, bars, rods, sheets and plates..... Cwt.	33,379	213,141	99,311	617,138
8	Spelter..... Lbs.	125,721	716,064	107,845	630,564
9	Tubing, seamless drawn.....						
10	Other manufactures of, N. O.P.....		34,010	8,250 70		54,616	13,492 50
	Total zinc and manufactures of...		963,215	8,250 70		1,302,318	13,492 50
Miscellaneous metals and minerals and manufactures of, N.E.S. ;—							
11	Alumina..... Cwt.	211,002	421,857	262,419	525,017
12	Aluminium in ingots, blocks or bars, strips, sheets or plates..... Lbs.	2,395,881	487,490	2,333,873	403,700
13	Aluminium tubing in lengths of not less than 6 feet, not bent, &c..... "	7,422	2,528	9,758	3,550
14	Aluminium, manufactures of, N.O.P.....		116,498	28,231 77		123,011	29,972 86
15	Anodes of nickel, zinc, copper, gold and silver.....		34,121	2,943 05		19,749	1,933 35
16	Arsenic (exports).....						
17	Asbestos (exports).....						
18	Asbestos in any form other than crude, and all manufactures of.....		349,538	83,694 90		497,160	120,324 10
19	Babbit metal in blocks, bars, plates and sheets.....		44,272	6,129 80		43,258	5,869 25
20	Barytes (exports).....						
21	Bird, parrot, squirrel and rat cages of wire and metal parts thereof.....		6,628	2,163 07		8,321	2,723 35
22	Bismuth, metallic, in its natural state..... Lbs.	5,104	9,401	2,327	4,271
23	Black lead.....		11,864	2,205 00		9,448	1,759 60
24	Blanketing and lapping and discs or mills for engraving copper rollers, for cotton manufacture, calico printing and wall paper manufacture.....		12,950		13,608
25	Britannia metal in pigs, blocks and bars..... Cwt.	157	6,318	379	17,418

SESSIONAL PAPER No. 10

Imports into and Exports from Canada, &c.—*Continued.*

TOTAL IMPORTS.					TOTAL EXPORTS.				
Value.					Value.				
1909.	1910.	1911.	1912.	1913.	1909.	1910.	1911.	1912.	1913.
\$	\$	\$	\$	\$	\$	\$	\$	\$	\$
980,714	1,005,467	1,242,436	1,706,678	2,286,142					1
1,365	2,825	4,933	3,626	8,228					2
85,058	102,294	133,753	168,315	194,206					3
1,682,366	2,404,777	2,859,611	3,045,618	4,178,323					4
.....	77	48	13	40,891	87,430	52,155	98,564	239,245
255,927	306,725	407,820	496,156	576,214					6
2,985,430	3,822,165	4,648,601	5,420,406	7,243,113	40,891	87,430	52,155	98,564	239,245
141,066	201,777	206,746	213,141	617,138					7
310,688	658,285	505,447	716,064	630,564					8
.....					9
15,610	15,495	24,171	34,032	54,518					10
467,364	875,557	736,364	963,237	1,302,220					
60,240	322,566	353,872	421,857	525,017					11
167,019	424,066	782,254	487,490	403,700	331,094	1,202,768	907,000	1,356,807	1,659,455
42	1,123	4,716	2,528	3,520					13
30,076	47,903	88,737	116,542	123,750	2,590	6,413	2,312	2,341	21,240
14,930	23,266	22,693	34,121	19,749					15
.....	57,124	160,287	69,331	82,249	108,305
.....	1,758,057	1,886,613	2,076,477	2,097,814	2,486,769
181,710	198,756	254,331	349,655	498,215					18
46,581	30,346	26,533	44,272	43,258					19
.....	13,690	150		114	20
4,037	5,088	5,703	6,628	8,322					21
1,133	9,029	4,760	9,401	4,271					22
11,065	11,674	10,099	11,792	9,376					23
7,314	23,578	13,601	12,950	13,608					24
28 802	21,584	17,887	6,318	17,418					25

4 GEORGE V., A. 1914

No. 18—ITEMIZED STATEMENT showing the Values of the Total

ARTICLES.	IMPORTS ENTERED FOR CONSUMPTION.					
	1912.			1913.		
	Quantity.	Value.	Duty.	Quantity.	Value.	Duty.
Metals and minerals and mfrs. of:— <i>Con.</i>		\$	\$ cts.		\$	\$ cts.
Miscellaneous metals and minerals and mfrs. of:— <i>Con.</i>						
1 Britannia metal, manufactures of, not plated.....		27,723	7,490 23		37,295	9,968 16
2 Buckles of iron or steel, brass or copper of all kinds, N. O.P. (not being jewellery).....		165,747	48,467 74		186,631 233	54,828 41
3 Cinnabar..... Lbs.				430		
4 Composition metal and plated metal, in bars, ingots or cores, for the manufacture of watch cases, jewellery, filled gold watch and silver seamless wire.....		3,713	367 75		4,621	462 10
5 Cryolite or kryolite..... Cwt.	7,996	35,639		13,751	57,780	
6 Frames not more than 10 inches in width, claps and fasteners for the manufacture of purses and chate-laine bags or reticules.....		51,154	10,230 86		30,258	6,051 60
7 Furniture springs.....		22,546	6,729 50		33,577	9,975 40
8 Gas, coal or other oil and electric light fixtures or parts thereof of metal, including lava, or other tips, burners, collars, galleries, shades and shade-holders.....		609,209	179,486 50		780,728	230,002 70
9 Gas mantles and incandescent gas burners.....		102,235	29,983 00		97,034	28,901 60
10 Gas meters and finished parts thereof.....		43,896	13,759 12		132,126	42,975 29
11 German, Nevada and nickel silver, manufactures of, not plated.....		67,614	18,179 89		86,989	23,810 88
12 Ingot moulds, glass moulds of metal.....		288,512	19,974 45		253,520	18,722 20
13 Jewellers' sweepings.....		46			15,110	
14 Lamps, side lights and head lights, lanterns and chandeliers.....		1,385,366	401,588 60		1,734,597	507,047 10
15 Lamp springs and clock springs.....		1,540	154 00		2,143	212 05
16 Meerschaut, crude or raw... Lbs.	23	168		10	73	
17 Metal parts adapted for the manufacture of covered buttons.....		21,847	4,365 88		34,723	6,944 60
18 Metallic elements and tungstic acid for the manufacture of metal filaments for electric lamps.....		41,274			43,950	
19 Metals, other than iron and steel, N.O.P., mfrs. of (exports).....						
20 Mica (exports).....						
21 Minerals and bituminous substances, N.O.P.....		180,015	31,224 35		214,383	37,010 52
22 Mines, produce of, N.O.P. (exports).....						
23 Nickel, fine, contained in ore, matte or speiss (exports).....						
24 Nickel, nickel silver and German silver, in bars and rods, and also in strips, sheets or plates..... Lbs.	154,322	103,645		657,290	174,166	

SESSIONAL PAPER No. 10

Imports into and Exports from Canada, &c.—Continued.

TOTAL IMPORTS.					TOTAL EXPORTS.					
Value.					Value.					
1909.	1910.	1911.	1912.	1913.	1909.	1910.	1911.	1912.	1913.	
\$	\$	\$	\$	\$	\$	\$	\$	\$	\$	
19,085	18,950	25,093	27,723	37,351						1
79,756	120,304	150,330	165,716	186,652						2
				233						3
4,146	3,862	3,662	3,713	4,621						4
7,610	28,409	48,244	35,639	57,780						5
15,170	24,810	37,553	51,154	30,258						6
5,286	12,587	12,962	22,546	33,577						7
351,963	389,345	507,963	609,591	781,839						8
45,895	56,764	86,784	103,377	96,891						9
36,637	45,207	68,994	43,896	132,113						10
32,226	56,726	72,297	67,614	86,989						11
7,837	40,340	79,089	288,512	253,520						12
1,748	1,715	10,042	46	15,110	101,069	86,323	124,101	144,391	244,528	13
427,761	739,950	919,403	1,388,704	1,747,648						14
1,133	2,386	1,752	1,540	2,143						15
52	89	67	168	73						16
28,666	48,070	18,425	21,847	34,723						17
	1,007	15,432	41,274	43,950						18
					162,838	141,464	172,805	280,782	302,759	19
					209,412	299,107	309,546	258,974	321,482	20
52,552	58,115	87,590	180,795	215,510						21
					163,989	167,794	138,097	244,682	298,335	22
					1,912,698	3,320,054	3,842,332	3,743,920	5,045,197	23
54,274	85,434	135,818	163,645	174,166						24

4 GEORGE V., A. 1914

No. 18—ITEMIZED STATEMENT showing the Values of the Total

ARTICLES.		IMPORTS ENTERED FOR CONSUMPTION.				
		1912			1913.	
		Quantity.	Value.	Duty.	Quantity.	Value.
			\$	\$ cts.		\$
	Metals and minerals and manufactures of:— <i>Con.</i>					
	Miscellaneous metals and minerals and manufactures of:— <i>Con.</i>					
1	Nickel, nickel silver and German silver, in ingots or blocks, N.O.P. Libs.	126,947	31,582		55,812	19,913
2	Nickel-plated ware, N.O.P.		1,054,231	358,138 67		1,452,470
3	Ores,					
4	Antimony (exports)					
5	Cobalt Cwt.				2	73
6	Corundum (exports)					
7	Manganese (exports)					
8	Other, N.O.P.* Cwt.	29,058,529	4,006,174		898,242	672,164
9	Patterns of brass, iron, steel or other metals, not being models.		14,458	4,314 60		23,056
10	Phosphor tin and phosphor bronze, in blocks, bars, plates, sheets and wire.		18,974	1,609 90		29,847
11	Pins, N.O.P.		118,599	26,438 67		129,837
12	Platinum (exports)					
13	Platinum and black oxide of copper for use in the manufacture of chlorate and colours Cwt.	1	608			
14	Platinum crucibles.		5,112			7,156
15	Platinum retorts, pans, condensers, tubing and pipe, and preparations of platinum for the manufacture or concentration of sulphuric acid.		30			43
16	Platinum wire and platinum in bars, strips, sheets or plates.		185,620			214,122
17	Plumbago, ground and manufactures of, N.O.P.		39,978	9,561 40		57,780
18	Plumbago, not ground or otherwise manufactured.		6,163	616 30		6,105
19	Pyrites (exports)					
20	Ribs of brass, iron or steel, runners, rings, caps, notches, ferrules, mounts and sticks or canes in the rough, or not further manufactured than cut into lengths for umbrellas, parasols, sunshades or walking sticks.		162,999			204,189
21	Screws of brass or other metal except iron or steel, N.O.P.		14,413	5,024 42		26,332
22	Silex or crystallized quartz. Cwt.	7,445	7,314		14,497	12,898
	Stereotypes, electrotypes and celluloids of newspaper columns in any language other than French and English, and of books, and bases, and matrices, and copper shells for the same, whether composed wholly or in part of metal or celluloid. Sq. in.	835,957	14,842		726,159	15,742

* Includes imports of "Iron ore" prior to 1913.

4 GEORGE V., A. 1914

No. 18.—ITEMIZED STATEMENT showing the Values of the Total

ARTICLES.	IMPORTS ENTERED FOR CONSUMPTION.					
	1912.			1913.		
	Quantity.	Value.	Duty.	Quantity.	Value.	Duty.
		\$	\$ cts.		\$	\$ cts.
Metals and minerals and manu- factures of:— <i>Con.</i>						
Miscellaneous metals and min- erals and mfrs. of:— <i>Con.</i>						
1 Stereotypes, electrotypes and celluloids for almanacs, cal- endars, illustrated pamph- lets, newspaper or other ad- vertisements, N.O.P., and matrices or copper shells for such stereotypes, elec- trotypes and celluloids....Sq. in.	858,819	47,662	12,792 67	1,271,990	79,698	18,983 55
2 Stereotypes, electrotypes and celluloids and bases for the same composed wholly or partly of metal or celluloid, N.O.P., and copper shells for such stereotypes, elec- trotypes and celluloids.... " "	363,123	4,327	454 01	352,530	15,205	440 65
3 Stereotypes, matrices for electrotypes and celluloids specified in preceding item " "	226,188	3,742	1,130 93	331,495	4,484	1,657 47
4 Tagging metal, plain, japan- ned or coated, in coils, not over 1½ in. wide, for the manufacture of shoe and corset laces.....Cwt.	85	580		32	453	
5 Type for printing, including chases and quoins and slugs of all kinds.....		174,280	32,301 75		197,969	36,723 34
6 Type metal in blocks, bars, plates and sheets.....		868	130 20		745	84 35
7 Wire of brass, zinc, iron or steel, screwed or twisted, or flattened and corruga- ted, for use in nailing ma- chines, for the manufacture of boots and shoes.....Lbs.	133,742	51,368		154,535	60,415	
8 Wire of all kinds, except iron or steel, N.O.P..... " "	53,128	16,125	3,184 90	260,785	33,549	6,655 70
9 Wire, twisted, &c., except iron and steel, N.O.P.....		1,184	248 61		2,537	625 11
10 Yellow metal, in bars, bolts and sheets, for the construc- tion or repair of vessels....Cwt.	572	7,301		1,697	27,504	
Total miscellaneous metals, &c.....		10,643,888	1,353,325 43		8,882,704	1,763,916 62
Total metals, &c.....		123,776,577	20,879,521 74		171,462,974	29,264,359 42
Milk, &c.:—						
11 Milk and cream, condensed... Lbs.	133,365	9,981	4,305 82	261,555	21,171	8,292 56
12 Milk food and other similar preparations.....		226,466	50,161 22		274,949	61,789 02
13 Sweet cream (exports).....						
14 Sweet milk (exports).....						
Total milk, &c.....		236,447	54,467 04		296,120	70,081 58

SESSIONAL PAPER No. 10

Imports into and Exports from Canada, &c.—*Continued.*

TOTAL IMPORTS.					TOTAL EXPORTS.					
Value.					Value.					
1909.	1910.	1911.	1912.	1913.	1909.	1910.	1911.	1912.	1913.	
\$	\$	\$	\$	\$	\$	\$	\$	\$	\$	
12,654	18,167	32,984	47,662	79,695	7,895	4,612	5,628	15,217	5,536	1
2,367	2,158	3,284	4,327	15,205						2
761	1,066	1,708	3,742	4,484						3
527	512	264	580	453						4
98,432	133,983	160,969	167,827	197,969						5
8,459	522	191	868	745						6
33,690	43,081	49,351	51,368	60,415						7
2,236	9,480	12,570	16,125	33,555						8
55	1,764	132	1,184	2,537						9
24,951	24,351	19,535	7,301	27,504						10
5,266,767	7,506,833	9,852,408	10,647,242	8,900,899	5,360,803	8,120,885	8,533,407	8,961,407	11,406,862	
54,505,437	78,683,141	106,082,126	124,125,470	171,951,244	39,745,727	43,834,234	46,721,395	46,783,012	63,915,406	
67,414	18,541	14,113	10,440	22,301	91,388	544,124	469,464	305,738	25,982	11
124,486	141,096	190,231	223,193	281,289			1,714,528	792,687	751,123	12
							5,391	975	1,412	13
										14
191,900	159,637	204,344	233,633	303,590	91,388	544,124	2,189,383	1,099,400	778,517	

4 GEORGE V., A. 1914

No. 18—ITEMIZED STATEMENT showing the Values of the Total

ARTICLES.	IMPORTS ENTERED FOR CONSUMPTION.					
	1912.			1913.		
	Quantity.	Value.	Duty.	Quantity.	Value.	Duty.
Mineral water:—		\$	\$ cts.		\$	\$ cts.
1 Mineral water, natural, not in bottles.....Galls.	2,280	433		3,377	766	
2 Mineral, iterated waters, N.O.P.....		231,082	39,693 83		272,985	46,872 48
Total mineral waters.....		231,515	39,693 83		273,751	46,872 48
3 Models of inventions and of other improvements in the arts.....		38,421			47,467	
Musical instruments, viz.:—						
4 Brass band instruments and bagpipes.....		66,046	13,833 67		81,895	17,136 67
5 Organs, cabinet.....No.	338	29,044	8,713 20	377	24,481	7,269 35
6 Organs, parts of.....		13,422	3,116 55		13,405	3,255 25
7 Organs, pipe.....No.	9	5,194	1,400 00	4	6,536	1,960 80
8 Phonographs, graphophones, gramophones and finished parts thereof, including cylinders and records therefor.....		526,214	157,042 75		740,417	220,013 22
9 Piano and organ players, mechanical.....No.	147	34,596	10,262 30	140	33,887	10,166 10
10 Pianos....."	1,974	347,345	102,684 20	2,724	479,605	142,420 00
11 Pianos, parts of.....		226,798	56,545 18		304,299	75,808 68
12 Piano and organ parts, viz.:— Key pins, damper springs, jack springs, rail springs, regulating screws, spoons, bridle wires, damper wires, back check wires, dowel wires, German centre pins, brass pins, brass brackets, &c.....		127,170			106,485	
13 Other musical instruments, N.O.P.....		187,911	55,478 31		254,272	74,865 01
Total musical instruments.....		1,563,740	409,076 16		2,045,282	552,895 08
14 Mustard, ground.....Lbs.	903,327	171,291	31,893 35	948,042	189,544	35,342 17
15 Mustard, French, liquid.....		12,037	4,188 75		26,890	9,365 11
Total mustard.....		183,328	36,082 10		216,434	44,707 28
Oils:—						
Mineral:—						
16 Asphaltum for paving purposes.....		21,099			23,820	
17 Carbolic or heavy oil.....Galls.	653,913	106,156		858,536	116,926	
18 Coal and kerosene, distilled, purified or refined....."	13,264,946	660,289	331,625 00	16,545,672	1,110,690	413,165 74
19 Crude petroleum, gas oils other than naphtha, benzine and gasoline, lighter than .8235 but not less than .775 specific gravity....."	7,219	800	108 29	16,030	1,199	253 95
20 Crude petroleum, fuel and gas oils, .8235 specific gravity or heavier....."	72,321,006	2,270,374		143,338,070	4,531,281	
21 Gasoline under .725 specific gravity....."	23,270,798	1,961,015		43,275,067	5,846,364	
22 Illuminating oils composed wholly or in part of the products of petroleum, coal, shale or lignite, costing more than 30 cents per gallon....."	189,458	72,834	14,550 70	214,513	83,812	16,731 40

SESSIONAL PAPER No. 10

Imports into and Exports from Canada, &c.—Continued.

TOTAL IMPORTS.					TOTAL EXPORTS.					
Value.					Value.					
1909.	1910.	1911.	1912.	1913.	1909.	1910.	1911.	1912.	1913.	
\$	\$	\$	\$	\$	\$	\$	\$	\$	\$	
1,030 154,739	431 180,534	486 205,424	433 231,503	766 275,432	6,474	8,205	10,029	14,891	4,019	{ 1 2
155,769	180,965	205,910	231,936	276,198						
33,362	31,601	67,281	38,221	47,467	3
40,225 13,796 17,192 3,271	57,704 21,826 11,465 3,491	63,491 17,946 26,682 4,956	66,473 29,044 13,422 5,194	81,895 24,481 13,405 6,536	159,452	156,645	166,712	228,773	192,659	4 5 6 7
225,018	341,596	506,667	519,449	723,652	8
52,562 200,203 149,190	38,286 296,863 216,571	25,753 303,673 242,971	34,596 348,129 226,798	33,887 479,745 304,299	77,383	64,480	68,794	65,778	69,518	9 10 11
48,427 97,277	87,848 136,043	107,041 180,263	127,170 183,322	106,485 268,859	9,373	12,313	8,110	8,864	13,817	12 13
847,161	1,211,693	1,479,443	1,553,597	2,043,244	246,208	233,438	243,616	303,415	275,994	
134,148 10,914	148,188 10,957	151,459 13,003	171,702 11,967	189,106 26,501	14 15
145,062	159,145	164,462	183,669	215,607	
2,351 54,320	7,897 65,251	13,401 87,488	21,099 106,156	23,820 116,926	16 17
843,790	656,332	528,469	691,334	1,195,071	4,609	5,190	4,717	2,310	16,174	18
420	221	328	800	1,199	{	4,031	{ 19 20
1,321,988	1,188,850	1,626,141	2,270,374	4,531,281						
467,088	817,546	1,683,385	1,961,015	5,846,364	21
2,073	4,012	22,622	73,697	84,383	
10—10½										

4 GEORGE V., A. 1914

No. 18—ITEMIZED STATEMENT showing the Values of the Total

	ARTICLES.	IMPORTS ENTERED FOR CONSUMPTION.					
		1912.			1913.		
		Quantity.	Value.	Duty.	Quantity.	Value.	Duty.
	Oils:— <i>Con.</i>		\$	\$ cts.		\$	\$ cts.
	Mineral:— <i>Con.</i>						
1	Naphtha and gasoline (ex-ports)						
2	Petroleum for use in the concentration of ores of metals						
3	Products of petroleum, N. O.P. Galls.	3,423,234	343,200	85,555 18	4,114,122	437,254	102,680 39
	Total mineral oils		5,435,767	431,839 17		12,151,316	532,831 48
	Fish oil:—						
4	Cod, N.O.P. Galls.	119,082	68,635		116,604	54,924	
5	"	664	342	76 95	3,612	1,408	316 82
6	Cod-liver. "	8,979	9,268	2,073 32	38,922	22,176	4,966 04
7	Seal "	52,629	26,262		40,626	24,837	
8	"	20	11	2 47	1,213	672	151 20
9	Whale and spermaceti. "	1,965	1,297	289 64	2,946	2,029	452 99
10	Other, N.O.P. "	45,841	18,096		30,831	11,724	
11	"	19,316	13,041	2,933 99	48,831	16,425	3,691 87
	Total fish oil	248,496	136,952	5,376 37	283,585	134,195	9,578 92
	Animal oils:—						
12	Lard oil. Galls.	93,864	24,643	6,147 75	50,397	27,653	6,630 65
13	Neat's-foot. "	16,520	13,294	3,322 00	24,008	15,525	3,881 25
14	Other animal oil, N.O.P. "	3,255	958	159 56	43,248	21,662	3,781 11
15	Lubricating oils, composed wholly or in part of petroleum, costing less than 25 cents per gallon	4,390,744	524,668	109,643 74	6,282,819	825,792	156,791 29
16	All other lubricating oils, N.O.P. "	1,001,687	271,248	53,054 62	1,154,352	382,594	74,709 63
	Vegetable oils:—						
17	Castor "	102,679	62,537	9,505 86	86,770	60,951	9,200 03
18	Cocoonut, palm and palm kernel, not edible, for the manufacture of soap. "	407,825	329,803		393,239	333,027	
19	Cotton seed oil. "	1,349,894	620,722	108,430 42	1,335,591	629,498	110,103 15
20	Cotton seed, refined, edible, for canning fish. "	23,891	14,196		36,930	22,512	
21	Cotton seed oil, crude, for the manufacture of refined cotton seed oil. "	809,155	315,554		2,438,723	1,104,029	
22	Creosote oil (exports)						
23	Essential oils, N.O.P. Lbs.	248,694	261,093	24,411 14	286,835	350,428	32,547 42
24	Flaxseed or linseed, raw or boiled. "	4,722,383	444,653	60,454 00	1,200,404	107,108	16,619 61
25	Olive oil, N.O.P. Galls.	151,181	199,961	35,403 40	197,286	275,368	49,033 79
26	Olive oil for manufacturing purposes. "	2,036	1,838		46,734	61,059	
27	Palm oil, bleached, and Shea butter. Lbs.	127,044	16,929		526,120	66,714	
28	Peppermint. "	16,544	33,657	6,707 55	4,528	12,319	2,440 75
29	" for use in Canadian manufactures. "				3,479	8,627	862 70
30	Rosin oil and Chinawood oil		221,589			272,327	
31	Sesame seed oil. Galls.	783	678	169 50	3,371	2,609	632 75
32	Vegetable oil, N.O.P. "	351,844	163,761	27,486 34	519,188	226,299	38,051 95

SESSIONAL PAPER No. 10

Imports into and Exports for Canada &c.—*Continued.*

TOTAL IMPORTS.					TOTAL EXPORTS.				
Value.					Value.				
1909.	1910.	1911.	1912.	1913.	1909.	1910.	1911.	1912.	1912.
\$	\$	\$	\$	\$	\$	\$	\$	\$	\$
								13,349	18,335 1
		1,855							2
155,023	212,240	278,267	347,805	444,409					3
2,847,053	2,952,349	4,241,956	5,472,280	12,243,453	4,609	5,190	4,717	15,659	38,540
55,875	48,163	54,306	68,635	54,924	46,883	40,589	45,411	55,681	51,813
		938	342	1,408					
12,211	8,351	16,601	9,197	23,000	6,231	2,141	6,721	4,665	10,885
21,373	9,285	26,244	26,262	24,837					
2,902	3,100	1,296	1,297	2,029	3,589	18,790	31,082	27,766	33,061
13,587	13,349	17,514	18,096	11,724					
6,836	1,617	4,789	14,075	16,425					
112,788	83,865	121,713	137,915	135,019	441,563	386,518	459,905	1,076,301	628,155
4,359	8,961	23,686	24,643	27,653			20	5	12
8,911	13,511	11,202	13,294	15,525	685	1,155	33,909	118,655	222,746
360	119	766	958	21,662					
318,134	393,603	467,536	526,735	839,698					15
196,565	227,091	299,692	286,668	400,091					16
32,758	43,015	64,367	62,095	61,144					17
195,150	217,783	258,063	329,863	333,027					18
530,571	910,300	1,079,571	660,035	629,498					19
481	6,461	13,863	14,196	22,512					20
			277,417	1,104,029					21
154,934	174,943	211,563	269,864	353,309				57,530	73,962 22
70,100	92,435	330,840	451,371	106,103					24
122,792	172,042	239,437	224,896	332,904					25
2,766	1,196	3,220	1,838	61,059					26
10	2,010	15,140	16,929	66,714					27
7,930	12,094	23,457	33,657	12,319					28
				9,411					29
65,875	100,552	137,153	221,589	272,327					30
626	1,587	1,116	678	2,609					31
61,306	152,339	234,530	169,193	227,155					32

4 GEORGE V., A. 1914

No. 18—ITEMIZED STATEMENT showing the Values of the Total

ARTICLES.	IMPORTS ENTERED FOR CONSUMPTION.					
	1912.			1913.		
	Quantity.	Value.	Duty.	Quantity.	Value.	Duty.
		\$	\$ cts.		\$	\$ cts.
1 Oils:— <i>Con.</i>						
Other oils, N. E. S. Galls.	473,153	133,299	22,798 46	501,184	112,995	19,296 79
Total animal, lubricating and vegetable oils.		3,655,081	467,694 34		4,919,036	524,483 73
Total oils.		9,227,800	904,909 88		17,204,577	1,066,894 18
2 Oil cake, linseed, and linseed oil cake meal, cotton seed cake and meal, palm nut cake and meal. Cwt.	77,083	116 909		125,933	186,481	
Oilcloth:—						
3 Oil cloth, enamelled, carriage, floor, shelf and table oil cloth, cork matting or carpets and linoleum. Sq. yds.	3,960,705	1,351,292	348,355 30	4,986,611	1,746,654	454,388 80
4 Oiled silk and cloth, and tape or other textile, India-rubbered, flocked or coated, N. O. P.		572,067	142,930 70		802,098	192,979 10
Total, oil cloth		1,923,359	491,286 00		2,548,752	647,367 90
Optical and philosophical instruments, &c.:—						
5 Cameras and kodaks, brass and aluminum parts of, including special parts of metal in the rough for the manufacture of cameras and kodaks.		12,524	937 04		22,924	1,719 23
6 Lenses for the manufacture of cameras.		34,250			73,814	
7 Optical, philosophical, photographic and mathematical instruments, N. O. P.		1,091,980	256,416 79		1,426,493	334,639 60
8 Philosophical and scientific apparatus, utensils, instruments and preparations, including boxes and bottles containing the same, maps, photographic reproductions, casts as models, etchings, lithographic prints or charts, when specially imported in good faith for use and by order of any society or institution, incorporated or established solely for religious, philosophical, educational, scientific or literary purposes, or for the encouragement of the fine arts or for the use or by order of any college, academy, school or seminary of learning in Canada, and not for sale.		212,612			303,511	
9 Spectacles, eye-glasses and ground or finished spectacle or eye-glass lenses		34,797	10,281 80		41,004	12,113 30
10 Spectacles, eye-glass frames, and metal parts of.		99,939	19,981 10		90,239	18,039 40
Total optical and philosophical instruments, &c.		1,516,102	287,616 73		1,957,985	366,511 58

SESSIONAL PAPER No. 10

Imports into and Exports from Canada, &c.—*Continued.*

TOTAL IMPORTS.					TOTAL EXPORTS.				
Value.					Value.				
1909.	1910.	1911.	1912.	1913.	1909.	1910.	1911.	1912.	1913.
\$	\$	\$	\$	\$	\$	\$	\$	\$	\$
43,892	61,226	87,248	129,111	111,573	158,733	147,595	283,691	77,429	182,347
1,817,520	2,591,268	3,552,450	3,705,970	5,010,325	159,418	148,750	317,620	253,619	479,055
4,777,361	5,627,482	7,916,119	9,316,165	17,388,797	605,390	540,458	782,242	1,345,579	1,145,750
61,676	87,580	76,099	116,909	186,481	569,995	627,710	540,119	659,463	1,074,701
689,585	945,013	1,211,204	1,349,074	1,748,783	6,033	5,453	7,585	7,258	23,848
215,277	361,492	468,456	570,913	804,737					
904,862	1,306,505	1,679,660	1,919,987	2,553,520	6,033	5,453	7,585	7,258	23,848
6,127	4,193	6,849	12,524	22,924					
13,904	19,247	23,739	34,250	73,814					
422,614	577,135	953,702	1,095,409	1,437,970					
203,679	186,800	246,309	242,612	303,511					
19,184	26,314	33,068	34,800	41,183					
42,590	69,913	84,049	99,402	90,249					
708,098	883,602	1,347,716	1,518,997	1,969,651					

4 GEORGE V., A. 1914

No. 18—ITEMIZED STATEMENT showing the Values of the Total

ARTICLES.		IMPORTS ENTERED FOR CONSUMPTION.					
		1912.			1913.		
		Quantity.	Value.	Duty.	Quantity.	Value.	Duty.
			\$	\$ cts.		\$	\$ cts.
1	Packages.....		2,562,967	530,491 09		3,190,879	662,537 51
	Parcels:—						
2	Parcels and packages, post office, <i>dutiable</i>		1,132,548	291,834 58		1,343,480	358,812 39
3	Parcels and packages, postal, prepaid.....		99,608	27,500 56		88,877	24,532 01
4	Parcels and packages of small value by express.....		1,900,891	532,092 87		2,410,484	686,924 35
	Total parcels.....		3,133,042	851,428 01		3,842,841	1,070,268 75
	Paintings:—						
5	Paintings in oil or water colours, and pastels, valued at not less than twenty dollars each; paintings and sculptures by artists domiciled in Canada but residing temporarily abroad for purposes of study.....		1,289,216			921,856	
6	Paintings in oil or watercolours and pastels, when valued at less than \$20 each.....	No.	1,593	3,872 762 60	1,786	9,083	1,742 35
7	Photographs, chromos, chromotypes, artotypes, oleographs, paintings, drawings, pictures, engravings, or prints, decalcomania transfers of all kinds, or proofs therefrom, and similar works of art, N. O. P.; blue prints and building plans.....		970,849	201,818 62		1,014,634	209,946 28
	Total paintings.....		2,263,927	202,581 22		1,945,573	211,688 63
	Paints and colours:—						
8	Blanc fixe and satin white.... Lbs.	2,658,836	29,545		3,335,027	36,150	
9	Brocade and bronze powders.....		22,685	6,230 38		28,914	7,919 72
10	Colours, dry, N.O.P..... Lbs.	6,885,355	247,881	50,727 49	8,026,329	307,604	63,631 87
11	Gold liquid paints.....		9,659	2,292 15		11,286	2,730 70
12	Lamp black, bone black, ivory black and carbon black.... Lbs.	2,132,616	79,932		2,541,436	92,931	
13	Lead, red dry, and orange mineral..... "	f 764,922 t 930,429	35,734 35,178	1,786 70	1,232,837 1,446,977	59,844 60,699	2,992 20
14	Lead, white, dry..... "	1,098,868	40,944	8,991 70	2,912,054	159,848	32,894 20
15	" " ground in oil..... "	1,016,752	47,094	14,192 87	739,892	40,697	12,862 69
16	Liquid fillers, anti-corrosive and anti-fouling paints, and ground and liquid paints, N.O.P.....	4,880,206	406,525	110,901 10	5,458,338	496,714	133,871 90
17	Litharge..... Cwt.	16,419	59,908		26,402	116,960	
18	Metallic colours, viz.: oxide of cobalt, copper and tin, N.O.P. Lbs.	303,738	118,231		436,040	137,945	
19	Ochres, ochrey earths, siennas and umbers.....	2,940,260	31,909	4,400 45	3,636,320	44,051	6,163 15
20	Oxides, fireproofs, rough stuffs, fillers.....	1,529,669	24,348	4,965 97	1,867,639	27,646	5,751 40

* For export of photographs, see under "Books". † Paints and varnishes of all kinds.

SESSIONAL PAPER No. 10

Imports into and Exports from Canada, &c.—*Continued.*

TOTAL IMPORTS.					TOTAL EXPORTS.				
Value.					Value.				
1909.	1910.	1911.	1912.	1913.	1909.	1910.	1911.	1912.	1913.
\$	\$	\$	\$	\$	\$	\$	\$	\$	\$
1,912,482	2,123,243	2,517,856	2,550,424	3,217,262
706,462	923,502	1,061,969	1,132,543	1,343,480	2
82,165	49,356	53,294	99,608	88,877	3
1,308,151	1,541,140	1,800,305	1,900,891	2,410,484	4
2,096,778	2,513,998	2,915,568	3,133,042	3,842,841
601,400	718,841	955,880	1,288,046	921,070	665,566	409,281
1,467	2,044	2,648	3,872	9,132	6
764,618	826,042	848,842	1,001,273	1,029,119	*	*	*	*	*
1,367,485	1,546,927	1,807,370	2,293,191	1,959,321	665,566	409,281
12,125	14,735	26,797	29,545	36,150	8
23,822	25,179	20,783	22,768	23,924	9
144,284	156,176	220,633	247,876	307,702	10
6,532	6,495	7,990	9,659	11,297	+82,971	+74,615	+75,129	+80,509	+139,436
39,020	43,967	82,209	79,632	92,934	12
26,983	24,509	31,499	35,734	59,844	13
32,057	33,306	37,422	35,178	60,609	14
89,031	86,151	94,177	30,220	159,691	15
19,777	32,884	38,450	47,378	39,244
212,282	283,154	340,580	409,155	509,541	16
43,597	62,174	59,987	59,908	116,960	17
56,806	67,868	71,970	118,231	137,945	18
13,164	21,426	31,736	33,013	43,634	4,970	8,550	31,131	35,148	27,109
13,886	22,764	22,286	24,348	27,646	20

4 GEORGE V., A. 1914

No. 18—ITEMIZED STATEMENT showing the Values of the Total

ARTICLES.	IMPORTS ENTERED FOR CONSUMPTION.					
	1912.			1913.		
	Quantity.	Value.	Duty.	Quantity.	Value.	Duty.
Paints and colours :— <i>Con.</i>		\$	\$ cts.		\$	\$ cts.
1 Paints and colours ground in spirits, and all spirit varnishes and lacquers. Galls.	3,171	7,375	3,171 00	4,717	12,136	4,717 00
2 Paris green, dry. Lbs.	768,891	100,835	5,392 60	1,052,197	130,803	7,167 30
3 Putty. "	286,846	5,970	1,455 25	586,056	13,482	3,266 10
4 Ultramarine blue, dry or in pulp. "	340,520	22,113	599,638	38,454
5 Whiting, or whitening, gilders whiting and Paris white. Cwt.	266,114	99,760	290,494	119,578
6 Zinc, white. "	8,274,622 (930,144	319,028 22,100	15,951 40	9,724,334 1,350,900	432,955 32,025	21,647 75
Total paints and colours.		1,766,664	230,459 06		2,400,635	305,615 98
Paper and manufactures of :—						
7 Album insides, made of paper.		200		67
8 Albumenized and other papers and films chemically prepared for photographer's use.		201,665	45,198 90		204,921	45,313 95
9 Bags or sacks, printed or not.		55,725	14,325 11		52,225	12,907 45
10 Cardboard, not pasted or coated.		70,045	16,688 25		82,066	19,655 50
11 Cards for playing. Packs	1,069,782	109,375	70,145 07	1,293,526	129,838	86,241 11
12 Envelopes. M	101,585	91,268	29,718 56	111,462	117,080	38,295 44
13 Hangings of wall paper, including borders. Rolls	3,210,993	343,101	112,631 51	3,881,477	467,759	149,311 66
14 Leather board and leatheroid and manufactures of, N.O.P.		47,521	11,879 25		50,915	12,617 35
15 Matrix paper adapted for use in printing.		10,310		13,341
16 Matting, for use in Canadian manufactures.		890	222 50
17 Mill board, not coated or pasted.		58,739	13,444 35		100,009	24,662 45
18 Pads not printed, papier maché ware, N.O.P.		10,542	3,540 23		8,468	2,820 08
19 Paper, felt board.		7,122	1,780 50		11,700	2,925 00
20 Paper and materials of paper, gutta percha and imitation rubber, for the manufacture of music rolls for piano players.		4,765		6,156
21 Paper, photographic, plain basic, baryta coated, for albumenizing or sensitizing, for the manufacture of sensitized paper.		60,038		114,708
22 Paper tubes and cones, imported by manufacturers of cotton yarns or fabrics, to be used in winding yarns thereon.		16,969		18,925
23 Paper, manufactures of, N.O.P.		1,821,936	597,838 61		2,482,760	819,634 25
24 Patterns, boot and shoe, manufactures of paper.		23,051	3,457 65		15,163	2,274 45
25 Printing paper, costing not more than 2½c. per lb. Lbs.	7,203,253	146,258	21,937 45	7,615,792	152,160	22,824 00
26 Printing paper, N.O.P. "	10,548,168	616,372	127,991 10	11,627,176	644,131	133,202 65
27 Ruled, border and coated papers, boxed papers and paper-eries.		300,161	94,604 80		328,777	103,892 33

SESSIONAL PAPER No. 10

Imports into and Exports from Canada, &c.—Continued.

TOTAL IMPORTS.					TOTAL EXPORTS.				
Value.					Value.				
1909.	1910.	1911.	1912.	1913.	1909.	1910.	1911.	1912.	1913.
\$	\$	\$	\$	\$	\$	\$	\$	\$	\$
3,036	5,639	3,619	7,375	12,593					1
123,724	97,443	73,944	100,835	130,803					2
3,480	3,363	4,496	5,970	13,482					3
19,585	25,369	23,829	22,113	38,454					4
45,314	76,404	97,338	99,760	119,578					5
183,689	236,898	281,731	319,028	432,955					6
22,803	21,003	23,408	22,100	32,025					
1,134,997	1,386,907	1,594,934	1,760,126	2,403,011	87,941	83,165	106,260	115,657	166,545
287	63	427	200	67					7
102,541	134,707	159,276	202,286	206,507	31,668	24,877	28,831	29,031	9,949
26,379	28,488	29,389	55,725	52,225					9
20,971	26,877	42,280	70,736	81,854					10
65,329	76,358	89,245	108,613	130,440					11
56,691	79,280	84,735	91,300	117,313					12
215,945	274,244	311,201	343,460	467,100	21,337	29,036	45,984	63,717	59,807
20,961	32,777	26,882	47,521	50,915					14
6,020	6,436	7,969	10,310	13,341					15
				890					16
50,792	49,249	57,645	58,739	100,009					17
7,884	6,408	2,718	10,542	8,476					18
40,533	8,907	7,157	7,122	12,012	19,811	23,651	40,180	35,085	38,241
			4,765	6,156					20
54,405	46,968	57,788	60,088	114,768					21
8,799	11,367	15,089	16,969	18,925					22
1,055,279	1,336,708	1,568,985	1,824,711	2,495,414					23
6,455	2,599	9,730	23,051	15,163					24
374,986	41	56,486	146,258	152,160	3,124,233	2,612,270	3,093,911	3,299,209	5,692,126
	463,142	637,312	614,645	645,886					26
100,504	168,514	219,564	300,170	331,218					27

4 GEORGE V., A. 1914

No. 18—ITEMIZED STATEMENT showing the Values of the Total

ARTICLES.	IMPORTS ENTERED FOR CONSUMPTION.					
	1912.			1913.		
	Quantity.	Value.	Duty.	Quantity.	Value.	Duty.
		\$	\$ cts.		\$	\$ cts.
Paper and manufactures of :— <i>Con.</i>						
1 Straw board not coated or pasted Lbs. 4,270,786		61,221	15,295 85	6,942,359	108,271	27,043 95
2 Tarred and other building papers, N.O.P.		470,944	117,291 80	687,577	171,743 65
3 Twine or yarn of paper when imported by manufacturers to be woven into fabrics in their own factories.		235	159
4 Union collar cloth paper, in rolls or sheets, not glossed or finished.		637	91 90	1,619	234 35
5 Union collar cloth paper, in rolls or sheets, glossed or finished.		495	53 63	218	31 75
6 Window blinds of paper of all kinds.		194	67 90	505	176 75
7 Wrapping paper. Lbs. 4,970,121		138,958	33,827 30	7,589,459	221,746	54,651 50
7 All other kinds, N.O.P.		1,684,456	372,784 60	2,325,227	521,637 85
Total paper and manufactures of		6,352,463	1,704,594 32	8,347,381	2,252,319 97
9 Pearl, mother of, unmanufactured.		8,133	14,451
10 Pencils, lead.		321,357	86,147 20	380,358	101,534 04
11 Pens, penholders and rulers of all kinds.		241,106	56,206 89	250,384	55,111 53
Perfumery, pomades, &c., viz. :—						
12 Hair oil, tooth and other powder, washes, pomatum, pastes, and all other perfume preparations, N.O.P., used for the hair, mouth or skin.		342,937	108,984 08	446,277	142,013 33
13 Perfumes and perfumed spirits, bay rum, cologne and lavender water, hair, tooth and skin washes, and other toilet preparations containing spirits of any kind, in bottles or flasks containing not more than four ounces each. Galls. 10,359		87,026	43,513 00	12,122	98,987	49,493 50
14 Perfumes and perfumed spirits, bay rum, cologne and lavender water, hair, tooth and skin washes, and other toilet preparations containing spirits of any kind, in bottles, flasks, or other packages containing more than four ounces each. " 8,654		113,258	66,072 80	9,922	121,659	72,476 40
15 Pomades, French or flower odours, &c., imported in tins of not less than ten pounds each. Lbs. 2,726		4,121	535 71	2,005	3,359	447 87
16 " " all other. " 130		70	21 10	24	26	8 10
Total perfumes, pomades, &c.		547,412	219,126 69	670,308	264,439 20
17 Photographic dry plates.		54,971	12,886 70	63,944	14,725 10
18 Photographs not exceeding three sent by friends and not for purpose of sale.		

4 GEORGE V., A. 1914

No. 18—ITEMIZED STATEMENT showing the Values of the Total

ARTICLES.		IMPORTS ENTERED FOR CONSUMPTION.					
		1912.			1913.		
		Quantity.	Value.	Duty.	Quantity.	Value.	Duty.
			\$	\$ cts.		\$	\$ cts.
Pickles and sauces:—							
1 Olives in bottles for the manu- facture of pickles.....Galls.	13,986	7,434	1,486	80	140,628	74,467	14,872 20
2 Pickles, olives in brine, not bottled....."	67,689	34,960	10,413	20	131,627	46,908	13,687 50
3 Pickles in bottles, jars or simi- lar vessels....."	332,473	298,647	76,968	93	299,085	270,436	69,960 24
4 Pickles, in bulk....."	113,404	25,113	8,174	89	135,874	64,735	18,132 03
5 Sauces and catsups, in bottles.	182,374	229,203	65,787	28	258,634	299,989	88,489 40
6 " " " bulk. "	66,171	19,718	6,492	60	60,433	19,503	5,987 22
7 Soy " " " " "	67,994	17,647	5,843	82	70,839	20,370	6,731 09
Total pickles and sauces.. "	844,091	632,722	175,167	52	1,097,170	796,408	217,859 68
8 Pictorial illustrations of insects, or similar studies for colleges and schools, scientific and literary societies.....							
9 Picture and photograph frames of any material.....		134,476	37,864	96		167,035	46,866 73
Plants and trees, viz. :—							
10 Apple trees..... No.	346,007	33,199	10,345	07	295,309	36,340	8,821 07
11 Cherry trees..... "	73,746	10,264	2,212	38	150,434	17,205	4,512 20
12 Currant bushes..... "	138,739	5,363	1,043	99	162,032	4,848	897 30
Florists' stock, viz. :—							
13 Azaleas, rhododendrons, pot grown lilacs, rose stock and other stock for graft- ing, seedling carnation stock, araucaria, bulbs, corms, tubers, rhizomes and dormant roots, N.O.P.....		216,301				257,040	
14 Palms, ferns, rubber plants (ficus), gladioli, cannas, dahlias and peonies.....		27,807	6,830	18		36,378	8,952 83
15 Fruit plants, N.O.P..... No.	53,914	1,336	265	85	87,290	2,284	451 34
16 Gooseberry bushes..... "	94,166	4,248	763	68	166,889	6,264	1,153 96
17 Grape vines..... "	29,044	747	137	41	220,491	4,701	939 30
18 Peach trees and June buds.... "	133,713	10,670	4,011	39	187,364	14,557	5,613 95
19 Pear trees..... "	27,820	4,900	834	66	30,535	3,927	915 05
20 Plum trees..... "	35,100	4,129	1,052	52	42,570	5,962	1,272 74
21 Raspberry bushes..... "	99,997	1,723	344	60	76,146	1,452	290 03
22 Rose bushes..... "	85,540	7,182	1,326	84	108,277	12,012	2,170 08
23 Quince trees..... "	1,379	195	41	37	3,893	421	116 79
24 Seedling stock for grafting, viz., plum, pear, peach and other fruit trees.....		17,690				18,194	
25 Trees, plants and shrubs known as nursery stock, N.O.P.....		84,089	16,541	49		105,971	20,687 06
26 Trees, plants and shrubs (ex- ports).....						2,535	
27 Trees, N.O.P.....		2,457					
28 Vines, grape and other (exports).....							
Total plants and trees.....		432,300	45,751	37		530,121	56,793 70

SESSIONAL PAPER No. 10

Imports into and Exports from Canada, &c.—*Continued.*

TOTAL IMPORTS.					TOTAL EXPORTS.					
Value.					Value.					
1909	1910.	1911.	1912.	1913.	1909.	1910.	1911.	1912.	1913.	
\$	\$	\$	\$	\$	\$	\$	\$	\$	\$	
			8,057	75,565						1
32,681	50,062	85,361	38,795	50,559						2
188,546	207,046	247,062	295,213	271,277						3
12,577	17,791	37,317	26,298	68,465						4
113,634	144,168	195,966	235,512	292,591						5
7,780	12,766	20,634	19,743	28,252						6
15,350	18,926	15,033	17,648	20,370						7
370,568	450,759	601,373	641,266	807,079						
69										8
85,299	101,879	110,822	134,089	168,046						9
13,898	20,672	29,543	33,199	36,340						10
5,587	8,165	6,355	10,264	17,205						11
1,525	3,010	2,032	5,363	4,848						12
115,018	143,642	182,428	216,301	257,040						13
20,350	22,409	20,765	27,807	36,378						14
1,952	1,705	3,737	1,336	2,284						15
3,145	7,942	5,591	4,248	6,264						16
898	873	1,252	747	4,701						17
12,099	12,080	10,406	10,670	11,557						18
2,899	4,696	4,185	4,900	3,927						19
4,014	5,622	4,975	4,129	5,962						20
1,620	2,362	1,566	1,723	1,452						21
6,338	6,681	10,636	7,182	12,042						22
373	286	149	195	421						23
12,119	10,306	25,563	17,690	18,194						24
44,734	69,365	71,294	84,200	105,971						25
5,672	2,183	4,927	2,457	2,535	16,373	32,926	15,303	27,115	25,809	26
					1,359	4,939	700			27
										28
252,241	321,999	385,404	432,411	530,121	17,732	37,865	16,003	27,115	25,809	

4 GEORGE V., A. 1914

No. 18—ITEMIZED STATEMENT showing the Values of the Total

ARTICLES.		IMPORTS ENTERED FOR CONSUMPTION.					
		1912			1913.		
		Quantity.	Value.	Duty.	Quantity.	Value.	Duty.
			\$	\$ cts.		\$	\$ cts.
1	Plates, engraved on wood, steel or other metal and transfers taken from the same, engravers' plates, of steel or other metal polished for engraving thereon.....		62,181	12,142 15		79,574	15,500 25
2	Pocket books, portfolios, purses, reticules, satchels, card cases, fly books and musical instrument cases.....		574,538	193,670 18		662,897	218,781 52
3	Polish or composition, knife and other, N.O.P.....		135,097	31,501 05		219,144	43,805 87
	Precious stones:—						
4	Diamond dust or bort, and black diamonds for borers.....		50,121			11,933	
5	Diamond unset.....		2,611,854			3,846,350	
6	Diamond drills, not to include motive power.....		45,600			68,313	
7	Precious stones and imitations thereof not mounted or set, and pearls and imitations thereof, pierced, split, strung or not, but not set or mounted.....		361,621	32,487 58		518,333	47,080 13
	Total precious stones.....		3,069,256	32,487 58		4,444,929	47,080 13
8	Prizes: cups and other prizes won in competition.....		6,667			12,263	
	Provisions:—						
9	Butter..... Lbs.	3,874,587	1,016,418	128,536 14	7,989,269	2,081,989	252,311 76
10	Cheese..... "	919,189	178,811	27,279 41	1,495,758	302,153	44,418 36
11	Eggs..... Doz.	7,552,248	1,617,774	226,567 18	13,240,111	2,783,665	367,123 48
12	Lard..... Lbs.	7,940,146	756,666	158,654 24	12,159,881	1,354,442	242,897 30
13	Lard compound and similar substances, cottolene and animal stearine of all kinds, N.O.P.....						
	Meats, viz.:—						
14	Bacon..... "	1,179,203	101,591	23,109 88	1,675,612	166,008	32,486 15
15	Hams, including shoulders and sides for import.....	11,247,480	1,476,473	224,899 61	13,554,394	1,946,278	270,893 06
16	Beef, fresh, chilled or frozen.....				609,707	57,712	14,560 55
17	Beef, salted in barrels.....	1,976,949	115,075	39,538 98	1,018,857	69,057	20,373 14
18	Canned meats, canned poultry and game.....	2,023,987	291,583	72,339 20	2,228,484	393,174	97,627 19
19	Dried or smoked meats, and meats preserved in any other way than salted or pickled, N.O.P.....	1,426,735	195,697	28,518 92	1,809,246	277,304	36,152 02
20	Extracts of meats and fluid beef, not medicated and soups of all kinds.....		291,074	66,589 06		327,173	81,141 57
21	Mutton and lamb, fresh, chilled or frozen..... Lbs.	3,950,805	299,621	118,520 72	5,649,118	543,779	169,339 45
22	Pork, barrelled in brine..... "	6,190,287	485,569	123,805 74	9,514,863	941,917	190,296 26
23	Pork, fresh, chilled or frozen.....				689,813	84,360	20,694 39
24	Poultry and game, N.O.P.....		212,639	42,039 56		402,634	80,201 51
25	Other meats, fresh..... Lbs.	2,269,972	241,910	63,050 54	1,297,120	151,573	38,031 58
26	Other meats, salted, N.O.P.....	671,078	84,432	13,385 24	1,062,143	143,712	21,237 26
27	Tongues (exports).....						
	Total provisions.....		7,368,324	1,361,831 42		12,026,930	2,009,784 83

SESSIONAL PAPER No. 10

Imports into and Exports from Canada, &c.—Continued.

TOTAL IMPORTS.					TOTAL EXPORTS.					
Value.					Value.					
1909.	1910.	1911.	1912.	1913.	1909.	1910.	1911.	1912.	1913.	
\$	\$	\$	\$	\$	\$	\$	\$	\$	\$	
37,403	41,998	52,046	62,181	79,574					1	
238,365	337,520	467,540	574,479	662,661					2	
87,706	112,140	138,219	136,023	219,804					3	
44,577	88,711	28,000	50,121	11,933					4	
1,191,467	1,902,710	2,184,683	2,611,854	3,846,350					5	
46,393	70,583	96,440	45,660	68,313					6	
135,927	229,314	315,626	361,613	518,333					7	
1,418,364	2,291,318	2,624,749	3,069,248	4,444,929						
7,464	9,437	8,679	6,667	12,203					8	
289,428	104,301	322,550	1,038,138	2,123,688	1,575,877	1,020,898	759,442	2,100,203	266,123	9
130,076	191,706	231,479	415,478	344,128	20,398,482	21,647,006	20,781,515	21,059,845	20,713,248	10
241,665	192,810	449,218	1,625,019	2,828,607	126,213	44,111	27,054	58,785	58,176	11
1,229,055	1,359,192	996,612	758,358	1,356,292	35,883	133,860	26,622	23,562	5,836	12
86,913	87,085	161,269	101,053	154,880						13
745,489	830,545	846,569	1,476,237	1,938,726	8,415,247	6,431,776	8,019,664	7,521,284	5,351,255	14
123,096	112,503	125,960	173,900	103,771	422,851	417,364	508,020	399,757	322,669	15
53,107	76,617	172,140	302,274	388,566	152,975	128,579	112,445	108,964	160,877	16
81,011	93,808	168,389	193,205	277,398	195,917	195,832	57,051	25,643	29,521	17
60,725	115,111	155,217	298,210	331,738						18
74,010	152,458	212,695	293,957	544,758	5,072	8,378	2,194	4,201	6,766	19
591,384	925,392	788,983	499,077	960,321	66,097	62,474	59,820	65,191	79,687	20
51,884	66,046	71,783	214,014	407,815	83,585	54,306	39,516	25,455	17,098	21
32,385	43,625	75,526	250,945	143,913	712,931	766,809	252,105	1,211,648	353,734	22
61,393	55,164	75,281	83,914	143,729	3,356	264	1,781	1,315	914	23
4,151,621	4,406,363	4,853,665	7,723,779	12,191,746	32,165,207	30,896,867	30,633,168	32,597,496	27,372,918	24

4 GEORGE V., A. 1914

No. 18—ITEMIZED STATEMENT showing the Values of the Total

ARTICLES.	IMPORTS ENTERED FOR CONSUMPTION.					
	1912.			1913.		
	Quantity.	Value.	Duty.	Quantity.	Value.	Duty.
		\$	\$ cts.		\$	\$ cts.
1 Pulleys, belt, of all kinds, for power transmission.....		48,829	13,171 88		103,127	27,813 80
2 Pumice and pumice stone, lava and calcarious tufa not further manufactured than ground.....		19,527			20,693	
3 Quills in their natural state or unplumed.....		1,678			1,531	
4 Rags of cotton, linen, jute and hemp, woollen, paper waste or clippings, or waste of any kind, except mineral..... Cwt.	564,296	1,136,980		750,003	1,419,898	
5 Regalia and badges.....		50,532	15,558 96		61,670	19,894 02
6 Rennet, raw and prepared.....		52,195			66,392	
7 Resin or rosin, in packages of not less than 100 lbs..... Cwt.	263,175	703,312		272,713	741,607	
8 Ribbons of all kinds and materials.....		1,397,239	370,237 95		1,667,934	437,337 42
9 Ribbons, undyed, for the manufacture of typewriter ribbons.....					11,551	1,548 80
10 Saddle trees and stirrups of wood (Mexican).....		13,408			14,296	
11 Nails for boats and ships.....		4,609	958 85		5,864	1,211 60
12 Salt, in bulk, N.O.P..... Lbs.	35,436,700	55,089	17,718 35	42,990,700	63,848	21,495 35
13 Salt, N.O.P., in bags, barrels and other packages..... "	14,601,600	61,008	10,951 45	17,884,200	73,492	13,413 28
14 Salt, imported from the United Kingdom or any British Possession, or imported for the use of the sea or gulf fisheries..... "	212,552,200	332,554		218,852,300	362,755	
Total salt..... "	262,590,500	448,651	28,669 80	279,727,200	500,095	34,908 63
15 Sand paper, glass, flint and emery paper or emery cloth.....		170,578	41,559 40		184,814	45,245 00
16 Sausage casings, N.O.P.....		164,955	28,119 58		158,096	26,534 23
17 Sausage skins or casings, not cleaned.....		902			4,378	
Seeds:—						
18 Anise, anise-star, caraway, coriander, cardamon, cumin, fenugreek and fennel.. Lbs.	234,792	14,339		265,957	16,023	
19 Annato..... "	4,673	319		740	39	
20 Beans (seed) from United Kingdom..... "	8,482	776		31,149	2,813	
21 Beet and mangolds..... "	346,249	54,182		932,504	122,544	
22 Carrot..... "	20,876	10,574		56,273	14,950	
23 Clover..... }		715,604	61,389 95		981,190	96,093 85
24 Grass..... }						
25 Flax-seed..... Bush.	249,460	554,817	23,363 01	5,846	11,422	584 55
26 Garden, field and other seeds for agricultural or other purposes, N.O.P., sunflower, canary, hemp and millet seed, when in packages weighing over one pound each.....		319,965	28,538 40		325,060	29,532 45
27 Garden, field and other seeds for agricultural or other purposes, N.O.P., sunflower, canary, hemp and millet seed, when in packages weighing one pound each or less.....		15,376	3,349 40		36,556	6,784 50

SESSIONAL PAPER No. 10

Imports into and Exports from Canada, &c.—Continued.

TOTAL IMPORTS.					TOTAL EXPORTS.				
Value.					Value.				
1909.	1910.	1911.	1912.	1913.	1909.	1910.	1911.	1912.	1913.
\$	\$	\$	\$	\$	\$	\$	\$	\$	\$
32,202	26,260	40,356	48,829	103,184					1
8,117	12,011	16,284	19,527	20,693					2
54	3,581	1,131	1,678	1,531					3
521,095	886,405	1,012,538	1,136,980	1,419,898	339,990	519,103	539,786	563,894	677,503
32,674	34,029	31,603	50,532	61,670					5
64,271	58,351	74,054	52,195	66,392					6
311,820	443,591	568,108	703,312	741,607					7
1,333,462	1,577,628	1,350,619	1,388,535	1,696,285					8
				11,551					9
5,352	9,888	13,384	13,408	14,296					10
1,876	1,361	2,311	4,649	5,864	37	585	265		351
32,036	41,703	45,178	55,089	63,848	40,816	21,623	19,011	26,761	14,212
51,446	41,261	49,329	61,002	73,321					
376,961	382,210	330,251	332,554	362,755					
460,443	465,174	424,758	448,645	499,924	40,816	21,623	19,011	26,761	14,212
104,994	128,899	152,440	170,578	184,891					15
120,857	126,280	150,452	166,984	162,094					16
2,072	3,775	3,066	902	4,378				282,049	329,131
11,669	10,476	11,413	14,339	16,023					18
223	370	380	319	39					19
879	1,452	611	776	2,613					20
44,241	40,020	65,266	54,182	122,544					21
9,421	6,423	8,663	10,574	14,950					22
859,202	760,595	921,938	807,709	970,541	519,615	844,327	1,656,857	848,560	740,294
789,932	9,503	347,072	554,817	11,422	57,497	78,729	213,465	205,917	124,979
					1,284,780	3,642,476	6,144,622	2,842,242	16,448,899
277,622	288,979	336,550	312,155	326,209					26
12,903	14,500	13,014	15,376	36,556					27

4 GEORGE V., A. 1914

No. 18—ITEMIZED STATEMENT showing the Values of the Total

ARTICLES.		IMPORTS ENTERED FOR CONSUMPTION.					
		1912.			1913.		
		Quantity.	Value.	Duty.	Quantity.	Value.	Duty.
	Seeds :— <i>Con.</i>		\$	\$ cts.		\$	\$ cts.
1	Garden and field seeds not specified as free, valued at not less than \$5 per pound in packages of not less than one oz. each.....		4,807	474 95		558	46 95
2	Mushroom spawn.....		2,809			2,899	
3	Mustard..... Lbs.	196,485	8,692		184,452	6,720	
4	Pease (seed) from United Kingdom..... "	48,844	3,131		181,158	13,094	
5	Rape seed, sowing..... "	354,802	13,036		525,779	24,638	
6	Turnip seed..... "	270,004	23,426		966,422	91,757	
7	Other seeds, N.E.S. (exports).....						
	Total seeds.....		1,741,853	117,115 71		1,650,263	133,042 30
8	Settlers' effects.....		15,145,212			15,934,383	
	Ships, &c.:—						
9	Launches, pleasure, steam, gasoline or other motive power. No.	198	91,989	22,237 75	222	120,578	28,611 90
10	Ships and other vessels built in any foreign country, if British registered since September 1, 1902, on application for license to engage in the Canadian coasting trade; on the fair market value of the hull, rigging, machinery, boilers, furniture and appurtenances thereof, as provided in an Act respecting the coasting trade of Canada..... "	4	7,200	1,800 00	13	94,687	23,671 75
11	Vessels, dredges, scows, yachts, boats and other waterborne craft, built outside of Canada, of any material, destined for use or service in Canadian waters (not to include registered vessels entitled to engage in the coasting trade, nor vessels in transit between Canada and any place outside thereof) N.O.P., on the fair market value of the hull, rigging, machinery, boilers, furniture and appurtenances thereof, on arrival in Canada.....		211,743	52,935 75		654,949	162,513 75
12	Ships and vessels, repairs on.....		65,979	16,494 75		71,497	17,874 25
	Total ships, &c.....		376,911	93,468 25		941,711	232,671 65
13	Signs of any material, other than paper, framed or not, letters or numerals of any material other than paper.....		125,370	35,297 80		147,559	42,190 20

SESSIONAL PAPER No. 10

Imports into and Exports from Canada, &c.—*Continued.*

TOTAL IMPORTS.					TOTAL EXPORTS.				
Value.					Value.				
1909.	1910.	1911.	1912.	1913.	1909.	1910.	1911.	1912.	1913.
\$	\$	\$	\$		\$	\$	\$	\$	\$
21,761	566	2,014	4,807	558					1
2,101	2,462	3,345	2,809	2,899					2
3,056	6,377	7,756	8,692	6,720					3
9,407	9,400	5,777	3,131	13,094					4
10,867	9,052	13,077	13,036	24,638					5
30,335	20,998	20,065	23,426	91,757					6
					29,204	38,851	46,671	119,019	100,566
2,083,619	1,181,173	1,756,941	1,826,148	1,640,763	1,891,096	4,604,383	8,061,615	4,015,738	17,414,738
7,721,599	10,273,428	14,072,611	15,145,212	15,934,383	1,899,887	2,423,466	2,127,528	2,159,972	2,438,780
57,943	128,131	106,900	99,709	122,615				19,516	22,550
6,122	16,450	49,432	7,200	94,687					
					234,642	109,570	187,871	56,000	119,850
258,295	591,413	451,574	211,743	653,349					
38,959	109,796	53,087	65,979	71,497					
361,319	845,790	660,993	384,631	942,148	234,642	109,570	187,871	75,516	142,400
60,174	72,848	92,094	125,190	148,432					

No. 18—ITEMIZED STATEMENT showing the Values of the Total

ARTICLES.	IMPORTS ENTERED FOR CONSUMPTION.					
	1912.			1913.		
	Quantity.	Value.	Duty.	Quantity.	Value.	Duty.
		\$	\$ cts.		\$	\$ cts.
Silk and manufactures of:—						
1 Cocoons and waste		3,762			2,105	
Clothing;—						
2 Plouses and shirtwaists		36,691	12,208 78		90,140	29,344 17
3 Shawls		16,840	5,904 15		13,647	4,482 63
4 Shirts Doz. 526		7,712	2,587 13	814	13,794	4,409 00
5 Socks and stockings. Doz. prs. 34,645		183,016	62,760 70	73,383	280,940	95,974 20
6 Undershirts and drawers		2,824	940 90		4,304	1,337 30
7 Other, N.O.P.		814,549	273,653 39		1,021,134	343,371 23
Fabrics;—						
8 Bolting cloths, not made up		20,259			21,188	
9 Fabrics for the manufacture of neckties					170,625	34,122 63
10 Velvets, velveteens, plush fabrics, N.O.P. Yds. 760,471		638,956	141,969 54	633,962	555,434	118,837 32
11 Other, N.O.P.		4,782,372	1,021,050 49		5,762,223	1,215,878 73
12 Handkerchiefs		83 300	25,552 23		114,231	35,013 72
13 Raw, or as reeled from the cocoon, not being doubled, twisted or advanced in manufacture in any way Lbs. 112,581		381,604		75,776	248,643	
14 Sewing and embroidery silk; silk twist, and silk floss		51,861	11,272 28		145,815	31,749 45
15 Silk in the gum or spun, imported by manufacturers of ribbons and shoelaces		2,168	216 80		1,595	159 50
16 Silk in the gum or spun, imported for the manufacture of silk underwear Lbs. 10,731		33,991		30,356	103,399	
17 Silk, spun, not coloured, N.O.P., silk in the gum not more advanced than single; tram or thrown orgazine, not coloured "	35,864	60,640	6,365 40	28,149	53,605	5,687 25
18 Other manufactures of, N.O.P., or of which silk is the component part of chief value, N.O.P.		310,167	103,565 75		568,090	195,118 40
Total silk and manufactures of		7,430 712	1,671,047 54		9,170,912	2,115,485 53
Silver (see gold and silver, under metals).						
Slate and manufactures of:—						
19 Mantles						
20 Roofing slate Squares 20,213		85,031	15,064 75	21,457	95,222	15,892 50
21 School writing slates		35,863	8,961 25		43,385	10,837 35
22 Slate pencils		6,360	1,589 80		7,597	1,899 25
23 Other manufactures of, N.O.P.		46,312	13,539 10		73,630	21,695 00
Total slate and mfrs. of		173,566	39,154 90		219,834	50,324 10
Soap:—						
24 Castile Lbs. 3,179,154		191,100	32,737 90	2,889,836	175,629	29,746 10
25 Common or laundry "	5,700,552	326,001	56,005 17	6,910,305	386,190	68,196 49
26 Common, soft and liquid	413,281	13,132	3,285 14	460,979	18,878	4,863 23
27 Harness soap "	17,533	1,230	384 83	10,382	1,020	294 96
28 Pearlina and other soap powders "	2,138,862	109,307	35,382 43	2,511,614	138,444	44,772 11
29 Soap, N.O.P., including pumice silver and mineral soap, sapolio and other like articles		127,912	40,004 19		197,203	62,089 06

SESSIONAL PAPER No. 10

Imports into and Exports from Canada, &c.—*Continued.*

TOTAL IMPORTS.					TOTAL EXPORTS.				
Value.					Value.				
1909.	1910.	1911.	1912.	1913.	1909.	1910.	1911.	1912.	1913.
\$	\$	\$	\$	\$	\$	\$	\$	\$	\$
609	1,570	3,463	3,762	2,105	44,887	52,337	71,818	44,012	78,181
13,268	16,478	34,529	36,691	90,140					
6,805	9,285	11,428	16,959	13,647					
1,708	1,878	1,945	7,712	13,846					
11,160	28,809	69,591	182,854	281,099					
404	1,103	1,179	2,824	4,304					
309,416	423,931	663,759	818,448	1,023,523					
12,474	19,856	21,068	20,259	21,188					
				173,263					
257,142	411,763	486,446	633,424	552,432					
3,408,017	4,351,316	4,682,617	4,815,030	5,841,018					
56,046	90,908	138,058	78,949	115,221					
374,956	393,011	407,583	381,604	248,643					
37,937	31,622	36,952	51,861	145,907					
		1,083	2,168	1,595					
12,561	13,533	19,291	33,991	103,399					
22,935	54,599	95,049	60,640	53,605					
104,618	168,196	251,926	309,433	567,976					
4,630,056	6,017,858	6,925,967	7,456,609	9,252,911	44,887	52,337	71,818	44,012	78,181
90									
62,132	72,842	68,728	85,031	95,222					
29,340	31,252	33,598	35,863	43,389					
4,379	6,096	7,256	6,360	7,597					
28,124	26,211	37,590	46,312	73,664					
124,065	136,401	147,172	173,566	219,872					
138,714	135,573	153,517	190,505	173,230					
168,581	202,658	231,915	339,590	388,837					
10,484	19,633	12,701	14,239	18,257					
1,934	1,355	1,295	1,230	1,020					
106,652	108,468	103,056	105,110	139,208	51,213	29,224	25,715	24,179	25,191
68,530	104,223	115,126	125,161	190,908					

4 GEORGE V., A. 1914

No. 18—ITEMIZED STATEMENT showing the Values of the Total

ARTICLES.		IMPORTS ENTERED FOR CONSUMPTION.					
		1912.			1913.		
		Quantity.	Value.	Duty.	Quantity.	Value.	Duty.
			\$	\$ cts.		\$	\$ cts.
Soap— <i>Con.</i>							
1	Toilet soap.....		350,852	108,155 47		415,563	127,978 69
2	Whale oil soap..... Lbs.	35,596	1,226		72,963	2,590	
Total soap			1,120,760	275,955 13		1,335,517	337,940 64
3 Soya beans and soya bean cake, for the manufacture of cattle food and of fertilizers..... Cwt.		4,298	4,935		4,615	7,877	
4 Specimens, models and wall dia- grams for illustration of natural history for universities and public museums.....			2,090			484	
Spices:—							
5	Ginger and spices, N.O.P., un- ground..... Lbs.	3,434,443	310,379	33,961 11	3,313,506	301,181	33,415 09
6	" " ground " "	90,492	16,660	4,250 79	119,030	21,701	5,547 59
7	Nutmegs and mace, whole or unground..... " "	173,041	22,943	3 529,14	216,355	28,898	4,024 81
8	Nutmegs and mace, ground... " "	6,694	2,170	644,40	6,155	2,001	595 70
Total spices..... " "		3,704,670	352,152	42,385 44	3,655,046	353,781	43,583 19
Spirits and wines, viz.:—							
Spirits;—							
9	Absinthe..... Galls.	4,887	8,720	11,728 80	6,780	12,459	16,272 00
10	Alcohol, amyl or fusel oil, or any substance known as potato spirit or potato oil.. " "	4	9	9 60	179	169	429 60
11	Arrack or palm spirit..... " "	602	598	1,444 80	938	1,014	2,251 20
12	Brandy, including artificial brandy and imitations of brandy, N.O.P..... " "	479,145	941,322	1,149,948 00	565,555	1,140,290	1,357,332 00
13	Cordials and liqueurs of all kinds, N.O.P.; mescal, pul- que, ruin schrub, schiedaan and other schnapps; tafia, angostura and similar alco- holic bitters or beverages. " "	76,235	185,820	182,964 00	90,877	217,477	218,104 80
14	Ethyl alcohol, to be denatur- ed for use in the arts and industries, and for fuel, light and power..... " "	13,320	5,803				
15	Ethyl, or the substance known as alcohol, hydrated oxide of ethyl or spirits of wine..... " "	178	176	427 20	186	134	446 40
16	Gin of all kinds, N.O.P. . . " "	1,021,573	686,995	2,451,775 20	1,156,893	828,473	2,776,513 2
17	Methylalcohol, wood alcohol, wood naphtha, pyroxolic spirits, or any substance known as wood spirits, or methylated spirits..... " "	96	179	230 40	450	286	1,080 00

SESSIONAL PAPER No. 10

Imports into and Exports from Canada, &c.—*Continued.*

TOTAL IMPORTS.					TOTAL EXPORTS.				
Value.					Value.				
1909.	1910.	1911.	1912.	1913.	1909.	1910.	1911.	1912.	1913.
\$	\$	\$	\$	\$	\$	\$	\$	\$	\$
197,736	250,170	256,511	356,635	416,537					
2,167	1,950	1,490	1,226	2,590					
694,798	824,030	875,611	1,133,696	1,330,587	51,213	29,224	25,715	24,179	25,191
		723	4,935	7,877					
2,009	787	1,098	2,090	484					
218,826	206,675	276,360	304,713	297,174					
16,496	17,207	16,521	16,937	23,887					
15,735	17,680	18,986	23,036	30,239					
1,138	1,261	1,550	2,170	2,001					
252,195	242,823	313,417	346,856	353,301					
6,444	8,912	7,626	9,907	13,904					
7	78		9	169					
96	260	418	436	946					
551,946	742,302	832,525	956,304	1,172,664	7,251	11,226	6,070	5,388	2,924
90,737	118,487	162,545	189,394	245,184					
			5,803						
26,006	328	32,847	176	134					
494,682	552,435	614,972	694,547	898,858	15,187	5,702	3,685	3,639	7,115
89	427	25	179	286	117,570	129,378	188,486	200,335	309,625

4 GEORGE V., A. 1914

No. 18 —ITEMIZED STATEMENT showing the Values of the Total

ARTICLES.		IMPORTS ENTERED FOR CONSUMPTION.					
		1912.			1913.		
		Quantity.	Value.	Duty.	Quantity.	Value.	Duty.
			\$	\$ cts.		\$	\$ cts.
Spirits and wines:— <i>Con.</i>							
Spirits:— <i>Con.</i>							
1	Methyl alcohol, to be used in denaturing alcohol, and for fuel, light and power. . . . (Galls.						
2	Nitrous ether, sweet spirits of nitre and aromatic spirits of ammonia. "	702	2,665	2,484 30	1,000	4,323	3,696 90
3	Rum. "	205,149	107,315	492,357 60	222,841	122,448	534,818 40
4	Vermouth containing not more than 40 per cent of proof spirits. "	32,563	39,664	19,832 00	45,584	55,429	27,714 50
5	Vermouth containing more than 40 per cent of proof spirits. "	27	34	64 80	178	150	427 20
6	Whiskey. "	1,204,245	2,207,374	2,890,188 00	1,469,148	2,696,139	3,525,955 20
7	Other spirituous or alcoholic liquors, N.O.P. "	34,836	29,259	83,606 40	16,437	19,861	39,448 80
	Total spirits. "	3,073,562	4,215,933	7,287,061 10	3,577,046	5,098,652	8,504,520 20
Wines, non-sparkling:—							
8	Ginger, containing not more than 40 per cent of proof spirits. Galls.	6,094	6,365	3,182 50	5,450	5,160	2,580 00
9	Ginger, containing more than 40 per cent of proof spirits. "	92	82	220 80	7	31	16 80
10	Grape, fresh, containing 20 per cent or less of proof spirits (French Treaty). . . . "	1,241,212	115,927	19,861 80	189,756	174,029	28,463 40
11	Grape, fresh, containing over 20 per cent and not over 23 per cent proof spirits (French Treaty). . . . "	15,800	24,602	3,160 00	39,936	47,681	7,987 20
12	Grape and other containing 26 per cent or less of proof spirits. "	262,678	161,471	83,164 00	279,328	178,985	91,025 50
13	Grapes containing over 26 p. c. and not over 27 p. c. "	23,586	14,102	10,329 08	31,538	16,384	10,658 84
14	" " 27 " 28 " " " "	63,343	43,619	29,421 13	43,927	31,059	19,461 67
15	" " 28 " 29 " " " "	43,021	30,746	20,752 54	69,009	50,326	34,780 86
16	" " 29 " 30 " " " "	36,365	31,797	17,848 85	52,825	48,746	26,748 25
17	" " 30 " 31 " " " "	30,489	31,357	16,147 20	38,430	38,360	21,150 30
18	" " 31 " 32 " " " "	55,449	60,434	34,390 87	61,590	68,884	37,564 50
19	" " 32 " 33 " " " "	44,126	53,646	30,472 76	45,086	54,364	30,864 86
20	" " 33 " 34 " " " "	26,356	43,966	24,025 54	30,484	52,494	27,721 36
21	" " 34 " 35 " " " "	11,394	20,966	11,074 38	19,708	37,813	19,590 46
22	" " 35 " 36 " " " "	5,049	10,082	5,435 85	7,997	13,307	7,732 85
23	" " 36 " 37 " " " "	2,756	5,267	2,964 38	2,936	6,154	3,085 88
24	" " 37 " 38 " " " "	1,072	2,424	1,326 82	1,177	2,181	1,340 47
25	" " 38 " 39 " " " "	661	875	632 74	825	1,175	825 00
26	" " 39 " 40 " " " "	420	639	442 20	362	420	337 94
27	" " more than 40 N.O.P. "	4,541	4,853	10,898 40	22,150	12,894	53,160 00
	Total wines, non-sparkling. "	771,704	663,220	325,751 84	942,521	840,447	425,096 14

SESSIONAL PAPER No. 10

Imports into and Exports from Canada, &c.—*Continued.*

TOTAL IMPORTS.					TOTAL EXPORTS.				
Value.					Value.				
1909.	1910.	1911.	1912.	1913.	1909.	1910.	1911.	1912.	1913.
\$	\$	\$	\$	\$	\$	\$	\$	\$	\$
.....	130	1
2,604	2,074	4,702	2,665	4,106	2
77,897	94,881	99,577	102,443	126,254	1,702	3,109	1,537	1,476	3
23,980	34,419	31,715	43,513	63,403	4
35	166	181	84	5
1,140,588	1,480,349	1,778,395	2,395,637	2,876,251	1,020,796	1,032,408	1,005,776	942,485	6
14,363	14,122	19,167	29,995	20,975	11,066	21,856	11,860	30,913	7
2,429,474	3,049,204	3,584,680	4,431,189	5,423,228	1,173,572	1,203,679	1,217,414	1,184,236	1,365,812
.....
2,507	3,057	3,915	6,337	5,336	8
.....	21	137	58	9
.....	108,902	117,076	196,395	10
184,069	236,481	22,654	24,274	56,864	11
.....	141,341	162,617	200,012	12
4,915	9,943	11,378	11,937	10,492	20,785	15,144	27,023	29,115	16,283
9,418	20,380	29,817	44,419	29,563	14
14,218	23,917	27,673	30,574	51,118	15
27,496	23,463	22,271	33,779	53,262	16
27,937	29,440	27,263	33,223	42,534	17
29,394	44,967	48,399	57,998	74,149	18
32,802	44,809	48,520	55,595	54,443	19
27,600	26,725	44,126	44,546	56,934	20
15,446	15,234	19,816	21,081	44,812	21
11,146	7,347	10,114	9,295	11,715	22
2,575	1,886	3,241	4,776	5,915	23
726	669	2,396	2,574	2,382	24
270	336	1,000	1,015	1,293	25
281	358	824	386	3,139	26
147	582	1,969	4,800	13,051	27
390,947	489,665	581,756	666,360	913,409	20,785	15,144	27,023	29,115	16,283

4 GEORGE V., A. 1914

No. 18—ITEMIZED STATEMENT showing the Values of the Total

ARTICLES.		IMPORTS ENTERED FOR CONSUMPTION.					
		1912.			1913.		
		Quantity.	Value.	Duty.	Quantity.	Value.	Duty.
			\$	\$ cts.		\$	\$ cts.
Spirits and wines :— <i>Con.</i>							
Wines, sparkling ;—							
1	In bottles containing each not more than a quart but more than a pint, old wine measure Doz.	15,709	256,880	54,784 50	18,641	305,765	65,550 30
2	In bottles containing not more than a pint but more than half a pint, old wine measure "	51,659	459,290	88,035 75	57,984	489,853	99,384 90
3	In bottles containing one-half pint each or less..... "	2,592	8,016	2,152 74	3,080	9,152	2,591 90
4	In bottles containing more than one quart each..... Galls.	126	849	210 00	372	2,219	572 40
	Total sparkling wines.....		725,035	145,182 99		806,989	168,099 50
	Total spirits and wines.....		5,604,188	7,757,995 93		6,746,088	9,097,715 84
Sponges.....							
5	Sponges.....		86,421	14,889 95		98,278	16,996 69
Spurs and stilts, used in the manufacture of earthenware.....							
6	Spurs and stilts, used in the manufacture of earthenware.....		188			297	
Starch, including farina, corn starch, &c..... Lbs.							
7	Starch, including farina, corn starch, &c..... Lbs.	2,500,293	105,149	35,101 32	2,841,792	108,206	39,675 55
Stationery (exports).....							
8	Stationery (exports).....						
Stockinettes for the manufacture of rubber boots and shoes.....							
9	Stockinettes for the manufacture of rubber boots and shoes.....		108,217	13,296 05		123,270	16,255 75
Stone and manufactures of :—							
Burrstones in blocks, rough or unmanufactured, not bound up or prepared for binding into mill-stones..... No.							
10	Burrstones in blocks, rough or unmanufactured, not bound up or prepared for binding into mill-stones..... No.	1,159	1,616		2,164	1,425	
Chalk, prepared.....							
11	Chalk, prepared.....		39,779	6,931 72		45,260	7,902 78
Chalk, China or Cornwall stone, cliff stone, and felspar, fluorspar, magnesite, ground or unground.....							
12	Chalk, China or Cornwall stone, cliff stone, and felspar, fluorspar, magnesite, ground or unground.....		143,330			170,976	
Flagstone, granite, rough, sand stone, and all building stone, not hammered, sawn or chiselled..... Tons							
13	Flagstone, granite, rough, sand stone, and all building stone, not hammered, sawn or chiselled..... Tons	20,185	81,260	12,124 20		123,691	18,396 65
Flagstone, all other building stone, sawn or dressed..... "							
14	Flagstone, all other building stone, sawn or dressed..... "	51,775	300,378	60,054 65		488,066	97,506 85
Flint, flints and ground flint stone..... Cwt.							
15	Flint, flints and ground flint stone..... Cwt.	74,061	49,481		72,937	47,956	
Gannister.....							
16	Gannister.....	13,486	2,566		11,544	2,056	
Granite, sawn only..... Tons							
17	Granite, sawn only..... Tons	712	5,417	1,037 85		24,636	4,878 50
" manufactures of, N.O.P.....							
18	" manufactures of, N.O.P.....		161,652	48,991 00		185,531	56,892 60
Gravel and sand..... Tons							
19	Gravel and sand..... Tons	263,971	258,438		542,927	465,263	
Grindstones, not mounted, and not less than 36 inches in diameter.....							
20	Grindstones, not mounted, and not less than 36 inches in diameter.....		88,957	12,829 50		96,173	13,647 20
Grindstones, N.O.P.....							
21	Grindstones, N.O.P.....		22,317	5,481 48		32,834	8,117 03
Gypsum, crude..... Tons							
22	Gypsum, crude..... Tons	2,147	12,263		4,179	18,994	
	† Felspar only.						

SESSIONAL PAPER No. 10

Imports into and Exports from Canada, &c.—*Continued.*

TOTAL IMPORTS.					TOTAL EXPORTS.				
Value.					Value.				
1909.	1910.	1911.	1912.	1913.	1909.	1910.	1911.	1912.	1913.
£	£	£	£	£	£	£	£	£	£
120,521	185,271	276,884	291,002	379,793	1
137,972	282,495	432,695	526,183	533,356	2
4,631	7,858	6,987	8,447	9,034	3
314	255	1,202	936	2,777	4
263,438	475,879	717,768	826,568	924,960	
3,083,859	4,014,748	4,884,204	5,924,117	7,261,597	1,194,357	1,218,823	1,244,437	1,213,351	1,382,095
39,612	60,954	74,338	84,909	98,328	5
107	234	140	188	297	6
60,802	61,096	81,536	101,964	109,148	6,404	5,930	9,880	3,289	1,449
.....	22,547	25,280	35,001	42,931	73,084
76,148	76,879	95,273	108,217	123,270	9
1,141	1,973	880	1,616	1,425	10
24,070	29,571	36,776	39,779	45,260	11
81,675	110,709	120,681	143,330	170,976	†34,085	†35,975	†50,572	†58,160	†45,737
63,984	110,997	126,386	81,260	123,691	3,640	18,232	20,168	24,999	29,110
72,961	184,620	206,224	300,378	488,005	1,824	123	80	456	163
50,768	27,632	32,362	49,481	47,956	15
2,851	2,405	2,912	2,566	2,056	16
2,756	2,146	3,213	5,417	24,636	17
123,155	130,697	159,403	161,855	185,571	18
136,011	155,012	199,428	258,438	465,263	162,667	284,438	401,638	415,476	443,638
44,434	56,903	68,009	89,198	96,173	18,019	13,754	24,625	30,513	27,375
13,144	16,524	23,599	22,317	32,834					21
35,268	12,137	22,872	12,263	18,994					439,488
					304,230	396,495	427,903	422,506	22

4 GEORGE V., A. 1914

No. 18—ITEMIZED STATEMENT showing the Values of the Total

ARTICLES.		IMPORTS ENTERED FOR CONSUMPTION.					
		1912.			1913.		
		Quantity.	Value.	Duty.	Quantity.	Value.	Duty.
			\$	\$ cts.		\$	\$ cts.
Stone and mfrs. of :— <i>Con.</i>							
1	Lava, unmanufactured.....						
2	Lithographic stones, not engraved.....		12,116	2,423 20		7,307	1,461 40
3	Manufactures of stone, N.O.P.....		37,899	11,138 20		51,238	14,822 10
4	Ornamental granite, marble, &c., unwrought (exports).....						
5	Ornamental granite, marble, &c., wrought (exports).....						
6	Paving blocks.....		64,737	12,947 40		63,949	12,789 80
7	Plaster of Paris, or gypsum, ground, not calcined..... Bbls.	6,551	3,939	500 95	55,739	22,939	5,254 30
8	Plaster of Paris, or gypsum calcined and prepared wall plaster..... Cwt.	608,031	205,676	75,977 97	638,791	228,224	79,838 71
9	Refuse stone, not sawn, hammered or chiselled, nor fit for flagstones, building stone or paving..... Tons	258,731	108,281		249,307	103,947	
10	Stone for the manufacture of grindstones, rough (exports).....						
11	Talc, ground, bolted or precipitated, not for toilet use. Cwt.	7,920	9,527		5,573	6,421	
12	Tufa, calcareous.....						
Total stone and manufactures of.			1,609,629	250,438 12		2,186,886	319,507 92
Sugar, syrup and molasses :—							
13	Glucose or grape sugar, glucose syrup and corn syrup, or any mixture thereof..... Lbs.	3,936,368	87,063	24,371 63	7,773,437	183,343	48,178 86
14	Maple sugar..... "	} 15,045	2,250	449 15	24,634	2,719	542 05
15	" syrup..... "						
16	Molasses and syrups of all kinds N.O.P., the product of the sugar cane or beet N.O.P., and all imitations thereof... "	3,666,098	92,176	17,314 09	4,005,506	104,963	18,710 28
17	Molasses, testing over 56 degrees and not more than 75 degrees by polariscope.....						
18	Molasses, produced in the manufacture of cane sugar without admixture when imported direct from the place of production, in the original package and not afterwards subjected to any process of treating or mixing, testing by polariscope not less than 35 degrees nor more than 56 degrees..... Galls.	67,088	17,460	2,012 61	5,333	1,808	159 99

4 GEORGE V., A. 1914

No. 18—ITEMIZED STATEMENT showing the Values of the Total

ARTICLES.	IMPORTS ENTERED FOR CONSUMPTION.					
	1912.			1913.		
	Quantity.	Value.	Duty.	Quantity.	Value.	Duty.
		\$	\$ cts.		\$	\$ cts.
Sugar, syrup and molasses :— <i>Con.</i>						
1 Molasses, testing not more than 56 degrees by the polariscope, the produce of any British country entitled to the benefits of the British Preferential Tariff, when produced from sugar cane and imported direct by ship from the country of production, or from any British country, in the original package and not afterwards subjected to any process of treating or mixing.....Galls.	5,723,975	1,083,443	5,658,794	1,333,907
2 Molasses of cane, testing under 35 degrees by the polariscope, for the manufacture of compressed food for live stock... Lbs.	2,765,936	22,171	4,180,174	31,117
3 Sugar, above No. 16 D.S. in colour, and all refined sugars testing not more than 88 degrees by the polariscope .. "	22,996,992	814,326	208,524 87	19,996,511	729,481	184,370 18
4 Sugar, N.O.P., not above No. 16 D.S. in colour, sugar drainings or pumpings drained in transit, melado or concentrated melado, tank bottoms and sugar concrete "	502,639,238	13,300,158	3,013,569 82	580,852,583	15,562,619	3,759,543 55
5 Sugar, raw, as described in preceding item, to be refined in Canada..... "	60,165,262	1,585,050	318,230 96	39,348,852	1,100,046	218,759 20
6 Sugar candy and confectionery of all kinds, including sweetened gums, candied peel, candied pop-corn, candied fruit, candied nuts, flavouring powders, custard powders, jelly powders, sweetmeats, sweetened breads, cakes, pies, puddings, and all other confections containing sugar..... "	8,203,612	1,148,034	298,032 32	10,785,514	1,541,485	406,024 63
Total sugar, syrup and molasses.....	18,152,131	3,882,505 8	20,591,488	4,636,288 74
7 Tallow..... Lbs.	263,541	25,231	4,407 05	364,376	31,909	5,776 95
8 Tape lines of any material.....	12,216	2,878 42	9,508	2,095 96
9 Tape lines, yarn for the manufacture of..... Lbs.	3,774	1,773	103 10	2,166	182 20

SESSIONAL PAPER No. 10

Imports into and Exports from Canada, &c.—*Continued.*

TOTAL IMPORTS.					TOTAL EXPORTS.				
Value.					Value.				
1909.	1910.	1911.	1912.	1913.	1909.	1910.	1911.	1912.	1913.
\$	\$	\$	\$	\$	\$	\$	\$	\$	\$
871,254	1,414,275	1,276,991	1,083,443	1,333,907					1
7,164	10,527	16,125	22,171	29,995					2
877,435	1,171,872	1,108,466	843,466	720,822					3
9,974,472	10,439,693	12,494,464	13,890,583	16,732,584	10,586	37,981	52,928	147,179	20,996 4
908,778	991,110	1,213,191	629,277	421,916					5
405,046	585,669	865,779	1,161,834	1,549,867				27,515	28,031 6
13,285,155	14,850,944	17,190,895	17,831,679	21,086,490	172,833	225,922	206,658	333,663	222,063
15,196	26,326	24,636	25,231	33,037	34,886	22,808	1,996	109,466	123,424 7
11,864	14,458	10,472	12,212	9,508					8
			1,773	2,166					9

4 GEORGE V., A. 1914

No. 18—ITEMIZED STATEMENT showing the Values of the Total

ARTICLES.		IMPORTS ENTERED FOR CONSUMPTION.					
		1912.			1913.		
		Quantity.	Value.	Duty.	Quantity.	Value.	Duty.
			\$	\$ cts.		\$	\$ cts.
1	Tar and pitch (pine) in packages of not less than 15 galls. Galls.	1,839,392	82,502	4,060,291	163,996
2	Tar, coal and coal pitch "	1,646,387	95,315	1,434,231	88,941
3	Tar, base, coal or salt for manufacture of coal tar dyes Lbs.	24,546	4,031	43,602	6,252
	Total tar		181,848		259,189
	Tea :—						
	Imported direct or purchased in bond in the United Kingdom :—						
	Black :—						
4	Of Ceylon Lbs.	13,734,502	2,712,910	14,171,282	2,719,948
5	Of China "	2,058,206	280,959	1,852,402	217,512
6	Of India "	14,643,238	2,399,860	14,049,072	2,232,777
7	Of other countries "	418,437	75,334	327,459	57,242
	Green :—						
8	Of Ceylon "	2,211,248	404,579	2,730,899	489,222
9	Of China "	1,227,824	158,990	1,450,271	191,645
10	Of India "	459,084	76,438	827,407	145,004
11	Of Japan "	3,313,627	551,791	4,616,764	747,853
12	Of other countries "	5,806	1,086	200	57
	Imported otherwise :—						
	Black :—						
13	Of Ceylon "	10,733	1,282	128 20	14,273	3,321	332 10
14	Of China "	14,449	2,296	229 60	54,039	7,296	729 60
15	Of India "	670	154	15 40	4,421	292	29 20
16	Of other countries "	51,441	8,370	837 00	56,808	10,668	1,066 80
	Green :—						
17	Of Ceylon "	11,934	1,733	173 30	1,050	221	22 10
18	Of China "	39,650	4,962	496 20	28,219	4,557	455 70
19	Of India "	7,684	429	42 90	1,070	101	10 10
20	Of Japan "	192,374	25,221	2,522 10	108,646	15,463	1,546 30
21	Of other countries "	1,203	181	18 10	1,773	441	44 10
	Total tea	38,402,110	6,706,575	4,462 80	40,296,055	6,843,620	4,236 00
22	Teasels		975		753
23	Teeth, artificial (not mounted)		159,016		163,578
	Tobacco and mfrs. of :—						
24	Cigarettes Lbs.	65,173	159,681	235,439 25	75,555	178,644	271,326 00
25	Cigars "	152,456	613,232	610,676 00	167,326	699,639	676,887 75
26	Cut "	530,339	368,720	291,686 45	823,727	556,964	453,049 85
27	Snuff "	31,533	10,385	15,766 50	42,446	9,634	21,223 00
28	Stems and cuttings (exports)						
29	Other manufactures of tobacco, N.O.P. "	235,883	114,229	117,941 50	257,245	119,636	128,622 50
30	Tobacco, unmanufactured for excise purposes, under conditions of Inland Revenue Act "	17,203,513	4,434,757	22,153,588	5,719,755
	Total tobacco and mfrs. of	18,218,897	5,701,004	1,271,509 70	23,519,887	7,283,372	1,551,109 10

SESSIONAL PAPER No. 10

Imports into and Exports from Canada, &c.—*Continued.*

TOTAL IMPORTS.					TOTAL EXPORTS.				
Value.					Value.				
1909.	1910.	1911.	1912.	1913.	1909.	1910.	1911.	1912.	1913.
\$	\$	\$	\$	\$	\$	\$	\$	\$	\$
66,322	62,718	70,013	82,502	163,996	106,279	88,837	59,497	41,790	70,548
131,761	134,900	188,971	95,315	88,941					
1,679	5,514	2,257	4,031	6,252					
199,762	203,132	261,241	181,848	259,189	106,279	88,837	59,497	41,790	70,548
2,084,004	2,063,593	1,994,598	2,712,910	2,719,948	904,138	741,970	674,291	751,099	827,057
144,667	117,949	153,291	280,959	217,512					
1,440,676	1,585,183	2,037,131	2,309,860	2,232,777					
3,714	43,046	42,756	75,334	57,242					
505,434	491,319	361,736	404,579	489,222					
106,583	175,249	161,915	158,990	191,645					
44,090	26,479	95,565	76,438	145,004					
709,669	774,721	761,008	551,791	747,853					
6,218	4,373	1,086	57					
947	10,751	6,833	1,282	3,321					
3,037	1,593	1,770	2,296	6,993					
12	5,707	409	154	292					
2,690	6,865	7,586	8,729	11,451					
2,003	4,504	1,169	1,733	221					
18,907	18,485	5,775	7,043	4,572					
.....	429	101					
7,068	21,962	17,356	27,621	17,035					
1,587	1,369	1,257	181	441					
5,081,306	5,348,775	5,654,528	6,711,415	6,845,687	904,138	741,970	674,291	751,099	827,057
523	524	594	975	753
93,198	128,309	155,505	159,016	165,578
81,338	95,409	125,289	165,758	177,924	907	598	423	2,885	823
385,860	414,742	488,493	605,764	709,770	1,757	2,365	2,311	1,575	3,195
156,349	223,616	283,876	370,966	580,978
27,063	5,766	4,568	10,613	10,026
.....	38,417	28,358	41,346	59,878	66,208
62,805	69,353	102,413	118,142	120,657	61,837	49,931	39,537	16,371	22,056
3,462,976	3,448,890	3,947,807	4,432,682	6,475,115	141,720	171,481	143,828	93,891	73,822
4,176,391	4,257,776	4,952,446	5,703,925	8,074,470	244,638	252,733	227,445	174,600	166,104

3 GEORGE V., A. 1913

No. 18—ITEMIZED STATEMENT showing the Values of the Total

ARTICLES.		IMPORTS ENTERED FOR CONSUMPTION.					
		1912.			1913.		
		Quantity.	Value.	Duty.	Quantity.	Value.	Duty.
			\$	\$ cts.		\$	\$ cts.
1	Tobacco pipes of all kinds, pipe mounts, cigar and cigarette holders, and cases for same, smokers' sets and cases therefor and tobacco pouches.		865,304	251,155 10		1,015,890	300,286 20
2	Tortoise and other shells, unmanufactured		19,149			22,272	
3	Trunks, valises, hat-boxes, carpet bags, and tool bags		95,102	26,469 71		154,827	44,004 58
4	Trusses, surgical, pessaries and suspensory bandages.		44,815	8,488 96		62,455	11,719 68
5	Turpentine, raw and crude. Lbs.	127,040	7,951		95,252	7,329	
6	Turpentine, spirits of. Galls.	950,328	629,491		1,147,786	575,981	
7	Turtles		3,134			3,152	
8	Typewriter tables with movable figures, and musical instruments for schools for the blind.		130			100	
9	Umbrellas, parasols and sunshades of all kinds and materials		92,725	23,314 86		127,208	32,575 61
Unenumerated articles:—							
Exports:—							
10	Agricultural products, N.E.S.						
11	Animal produce, N.E.S.						
12	Manufactured articles, N.E.S.						
13	Miscellaneous articles, N.E.S.						
Imports:—							
14	Dutiable goods		678,605	117,539 75		1,154,196	200,453 49
15	Free goods.		45,085			5,439	
16	Varnish, lacquers, japans, japan dryers, liquid dryers, and oil finish, N.O.P. Galls	90,371	162,912	51,857 73	107,595	191,063	61,688 72
Vegetables, viz.:—							
17	Melons. No.	1,193,962	104,572	35,818 86	1,485,364	113,506	44,560 92
18	Potatoes, N.O.P. Bush.	469,742	474,805	84,977 11	633,558	529,527	114,353 67
19	" sweet and yams. "	44,700	52,995	4,467 21	59,336	60,897	5,930 60
20	Tomatoes, fresh. "	83,262	228,451	68,474 70	144,911	309,314	92,706 90
21	Tomatoes and other vegetables, including corn and baked beans in cans or other airtight packages, N.O.P. Lbs.	18,555,850	787,608	266,205 49	17,666,089	901,343	245,461 11
22	Turnips (exports).						
23	Vegetables, N.O.P.		1,078,041	321,841 05		1,327,627	393,249 00
Total vegetables.			2,726,472	781,784 42		3,242,214	896,262 20
Vinegar:							
24	Above strength of proof. Galls.	24,414	2,997	5,824 13	7,731	3,181	3,678 82
25	Of any strength not exceeding strength of proof. "	161,663	59,313	16,884 17	174,788	66,209	18,473 70
Total vinegar			186,077	62,310	22,708 30	69,390	22,152 52
26	Waste or shoddy from cotton, woollen or other fabrics or from yarn or thread, machined, garnetted or prepared for use. Lbs.	6,120,018	400,617	40,706 17	7,395,896	443,043	45,980 79

SESSIONAL PAPER No. 10

Imports into and Exports from Canada, &c.—*Continued.*

TOTAL IMPORTS.					TOTAL EXPORTS.				
Value.					Value.				
1909.	1910.	1911.	1912.	1913.	1909.	1910.	1911.	1912.	1913.
\$	\$	\$	\$	\$	\$	\$	\$	\$	\$
647,525	615,500	796,114	865,836	1,013,059					1
6,764	13,941	18,538	19,149	22,272					2
40,333	59,492	81,838	95,381	155,179				19,297	27,516 3
27,177	35,806	43,515	44,815	62,495					4
2,027	40	133	7,951	7,329					5
412,818	527,349	683,236	629,491	575,981					6
1,928	2,156	2,536	3,134	3,152					7
	20	105	130	100					8
100,621	109,408	117,021	93,271	127,001					9
					70,596	230,458	359,339	353,409	447,627 10
					187,334	273,643	344,798	92,258	96,608 11
					1,315,835	1,795,415	1,236,953	1,127,234	1,559,560 12
					444,538	955,359	1,209,243	266,046	1,229,372 13
248,869	268,814	449,617	682,676	1,155,081					14
12,744	5,087	15,953	45,085	5,439					15
131,170	161,515	163,470	162,935	190,473					16
53,550	65,851	80,425	104,904	113,942					17
129,759	185,886	247,668	491,095	538,106	920,979	1,138,352	640,829	578,401	764,787 18
30,239	35,145	41,363	53,015	60,989					19
150,950	168,030	257,863	229,281	309,973					20
186,425	216,510	421,027	806,239	926,862	32,157	65,643	31,240	29,962	27,205 21
492,706	642,209	779,344	1,085,448	1,332,757	150,448	176,556	208,611	248,855	164,565 22
					126,101	169,543	246,021	168,954	87,498 23
1,043,629	1,313,631	1,827,690	2,769,982	3,282,629	1,229,685	1,550,094	1,126,701	1,026,172	1,044,055
3,146	5,102	6,279	2,899	3,169	165	177	116	57	311
35,559	37,064	46,937	57,957	66,511					
38,705	42,166	53,216	60,856	69,680	165	177	116	57	311
203,568	259,054	330,485	400,617	443,043					26

No. 18—ITEMIZED STATEMENT showing the Values of the Total

ARTICLES.		IMPORTS ENTERED FOR CONSUMPTION.					
		1912.			1913.		
		Quantity.	Value.	Duty.	Quantity.	Value.	Duty.
			\$	\$ cts.		\$	\$ cts.
Watches and parts of :—							
1	Watches		86,156	24,037 27		126,499	35,295 45
2	Watch cases and parts thereof, finished or unfinished.		138,820	41,379 10		205,597	61,211 60
3	Watch actions and movements and parts thereof, finished or unfinished, including winding bars and sleeves		1,198,838	149,840 31		1,398,477	174,795 17
	Total watches and parts of		1,423,814	215,256 68		1,730,573	271,302 22
Wax :—							
4	Beeswax	Lbs. 116,827	34,931	3,415 10	116,173	36,255	3,587 50
5	Paraffine	" 1,482,465	67,065	16,475 05	1,689,750	83,801	20,147 75
6	Sealing	" 86,275	17,461	2,934 05	131,765	20,728	3,775 70
7	Vegetable and mineral, N.O.P. ..	" 462,951	80,523	8,043 25	972,574	122,722	12,198 50
8	Other and manufactures of, N. C.P		62,472	10,859 60		80,546	14,010 36
	Total wax		262,452	41,727 05		344,052	53,719 81
9	Webbing, elastic, over one inch wide		355,591	66,861 97		342,758	64,722 57
10	Webbing, non-elastic, for the manufacture of suspenders		16,324	3,226 48		9,411	1,842 16
11	Whalebone, unmanufactured	Lbs. 8	17		162	179	
12	Whips of all kinds, including thongs and lashes.		21,180	5,614 00		44,977	12,961 20
13	Whips, materials for, viz.:— Square or round reeds and rawhide centres, textile leather or rubber heads, thumbs and tips, and steel, iron or nickel caps for whip ends		35,549			40,939	
14	Window cornices and cornice poles of all kinds.		22,865	6,060 30		21,929	6,598 10
15	Window shades cut to size or hemmed or mounted on rollers, N.O.P., and window shade cloth in the piece	Sq. yds. 314,238	50,706	12,091 56	483,642	63,327	15,982 42
16	Window shade or blind rollers		25,802	8,112 48		26,586	9,148 36
Wood and mfrs. of :—							
Wood, unmanufactured :—							
17	Bamboo reed, not further mfr'd than cut into suitable lengths for walking sticks or canes, or for sticks for umbrellas, parasols or sunshades and bamboos unmanufactured		3,848			8,622	
18	Bark—Hemlock	Cords. 62	372		263	1,616	
19	Oak and tanners.	"			10	25	
20	Cane and rattan, not mfrd.		12,383			59,091	
21	Cane, reed, or rattan, not further mfrd than split, N.O.P.		55,621	5,556 18		22,133	2,211 56
22	Corkwood or cork bark		40,938			44,797	
23	Felloes of hickory or oak, not further mfrd than rough sawn or bent to shape.		112,883			112,238	

SESSIONAL PAPER No. 10

Imports into and Exports from Canada, &c.—*Continued.*

TOTAL IMPORTS.					TOTAL EXPORTS.				
Value.					Value.				
1909.	1910.	1911.	1912.	1913.	1909.	1910.	1911.	1912.	1913.
\$	\$	\$	\$	\$	\$	\$	\$	\$	\$
43,517	53,289	92,443	86,380	127,254 1
73,213	106,746	126,723	140,254	205,524 2
669,692	884,643	1,011,203	1,201,824	1,398,062 3
786,422	1,044,678	1,230,369	1,428,458	1,730,840
15,226	19,473	24,386	35,631	34,643 4
12,924	27,517	81,168	67,214	83,801 5
12,456	14,381	15,705	17,429	20,564 6
44,335	64,289	73,631	78,517	122,124 7
23,939	33,514	42,131	62,472	80,511 8
108,880	159,177	238,421	261,263	341,673
194,550	292,105	308,952	355,062	342,929 9
8,082	10,070	6,415	16,324	9,422 10
40	1,042	579	17	179 11
19,780	11,514	15,487	21,180	44,970 12
24,737	35,334	50,737	35,549	40,939 13
4,465	5,402	12,183	22,865	24,929 14
18,332	46,151	42,770	50,803	64,591 15
30,833	36,460	17,674	25,802	26,586 16
8,889	9,217	11,027	3,848	8,622 17
.....	1,068	515	372	1,616	122,118	83,264	78,138	46,768	29,842 18
.....	25 19
14,389	16,657	14,823	12,383	59,091 20
37,704	38,592	42,952	55,621	22,133 21
69,182	65,679	64,182	40,938	44,797 22
29,175	61,485	57,776	112,883	112,238 23

4 GEORGE V., A. 1914

No. 18—ITEMIZED STATEMENT showing the Values of the Total

ARTICLES	IMPORTS ENTERED FOR CONSUMPTION.					
	1912.			1913.		
	Quantity.	Value.	Duty.	Quantity.	Value.	Duty.
		\$	\$ cts		\$	\$ cts.
Wood and mfrs. of :— <i>Con.</i>						
Wood, unmanufactured :— <i>Con.</i>						
1 Fence posts and railway ties.....		1,115,132			1,856,711	
2 Handle, heading, stave and shingle bolts, N.O.P.....		158,006			262,428	
3 Heading and stave bolts and staves in the rough of poplar.....		48	9 60			
4 Hickory billets.....		93,556			86,246	
5 Hickory and oak spokes, not further mfrd than rough turned and not tenoned, mitred or sized.....		234,828			308,820	
6 Hop, hoop, telegraph and other poles.....		* 23,624			* 195	
7 Hub, last, wagon, oar and gun blocks, and all like blocks or sticks rough hewn or sawed only or scale board for cheese boxes.....		142,924			136,733	
8 Ivory nuts, vegetable.....		53,960			70,224	
9 Knees and futtocks (exports).....						
10 Lathwood (exports).....						
Logs and round unmf'd timber ;—						
11 Elm.....						
12 Hemlock.....						
13 Oak.....		821,173			1,001,717	
14 Pine.....						
15 Spruce.....						
16 Other logs, &c.....						
Lumber, viz. :—						
17 Basswood (exports).....						
18 Battens (exports).....						
19 Butternut (exports).....						
20 Clapboards, pine and spruce M.ft.	11	170				
21 Deals, pine (exports).....						
22 Deals, spruce and other (exports).....						
23 Deal ends (exports).....						
24 Hickory (exports).....						
25 Joists (exports).....						
26 Laths..... M.	66,909	155,726		81,017	178,325	
27 Palings (exports).....						
28 Pickets.....					1,101	
29 Planks and boards (exports).....						
30 Scantling (exports).....						
31 Other lumber, N.E.S. (exports).....						
32 Sawed, split or cut boards, planks and other lumber, when not further manu- factured than dressed on one side only..... M. ft.	378,482	4,988,579		382,963	6,089,548	
33 Sawed boards, planks, deals, planed or dressed on one side or both sides, when the edges thereof are jointed or tongued and grooved..... " "	52,542	687,977	171,987 27	60,773	925,764	231,409 05
34 Shingles..... M.	63,112	123,102		143,965	277,551	

* Hop poles only.

4 GEORGE V., A. 1914

No. 18—ITEMIZED STATEMENT showing the Values of the Total

ARTICLES.		IMPORTS ENTERED FOR CONSUMPTION.					
		1912.			1913.		
		Quantity.	Value.	Duty.	Quantity.	Value.	Duty.
			\$	\$ cts.		\$	\$ cts.
1	Wood and manufactures of:— <i>Con.</i>						
	Wood, unmanufactured;— <i>Con.</i>						
	Lumber,— <i>Con.</i>						
	Lumber and timber, planks and boards, when not otherwise manufactured than rough, sawn or split or creosoted, vulcanized or treated by any preserving process;—						
2	African teak, amaranth, black heart ebony, boxwood, cocoboral, dogwood, lignum vitæ, persimmon, red cedar and satinwood		51,106			45,543	
3	Cherry, chestnut, gumwood and hickory and whitewood M. ft.	16,919	655,220		26,329	892,963	
4	Mahogany	2,696	314,409		3,785	475,148	
5	Oak	63,458	2,449,542		80,787	3,227,113	
6	Pitch pine	91,441	1,929,923		118,868	2,435,376	
7	Redwood	82	4,935		240	8,853	
8	Rosewood	30	3,175		11	2,411	
9	Spanish cedar	965	77,103		797	68,315	
10	Sycamore	1	19		35	852	
11	Walnut	470	27,677		621	43,857	
12	White ash	2,961	152,990		3,859	204,847	
13	Lumber and timber, manufactured, N.O.P.						
14	Masts and spars (exports)						
15	Piling (exports)						
16	Posts, cedar, tamarack and other (exports)						
17	Sawdust of wood of all kinds		35,368			52,291	
18	Shingle bolts of pine or cedar (exports)						
19	Shooks (exports)						
20	Staves and headings M.	*7,293	*215,482		*8,793	*305,329	
21	Stave bolts (exports)						
22	Timber,—						
23	Square, viz.,						
24	Ash						
25	Birch						
26	Elm						
27	Maple						
28	Oak						
29	Pine, red						
30	" white						
31	Other						
32	Timber hewn or sawed, squared or sided or creosoted		366,764			800,560	
33	Trunnails M.	1	20				
34	Veneers of oak, rosewood, mahogany, Spanish cedar and walnut, not over $\frac{3}{8}$ of an inch in thickness		251,576	18,867 44		291,680	21,876 18
35	Veneers of wood, N.O.P., not over $\frac{3}{8}$ of an inch in thickness		44,251	6,631 90		62,620	9,392 55

* Staves of oak, sawn, split or cut, not further manufactured than listed or jointed.

SESSIONAL PAPER No. 10

Imports into and Exports from Canada, &c.—*Continued.*

TOTAL IMPORTS.					TOTAL EXPORTS.				
Value.					Value.				
1909.	1910.	1911.	1912.	1913.	1909.	1910.	1911.	1912.	1913.
\$	\$	\$	\$	\$	\$	\$	\$	\$	\$
41,002	41,530	32,875	51,106	45,543					
388,134	534,834	670,775	655,220	892,963					
140,070	174,357	347,750	314,499	475,148					
1,380,415	2,146,359	2,321,936	2,449,542	3,227,113					
1,049,668	1,028,483	2,111,818	1,929,923	2,435,376					
1,134	1,252	5,117	4,935	8,853					
3,833	3,740	4,492	3,175	2,411					
6,468	17,591	57,109	77,103	68,315					
42		301	19	852					
23,529	26,556	32,685	27,677	43,857					
61,573	65,146	127,674	152,990	204,847					
2,154		182							
					8,099	4,544	3,960	6,138	4,624
					76,065	131,518	171,748	202,754	130,909
					32,423	46,930	34,228	30,229	24,330
27,617	26,827	21,976	35,368	52,291					
					48,808	73,544	37,204	47,705	27,769
					116,967	240,931	290,062	243,103	266,892
*174,346	*149,553	*195,354	*215,482	*305,329	90,352	94,479	106,258	85,800	58,878
					1,257	124		679	
					9,559	5,689	4,169	1,067	2,375
					119,104	134,358	117,006	162,657	234,242
					140,200	117,715	222,174	231,056	254,969
					33,509	182			52
					212,817	108,839	214,075	188,635	259,498
					45,830	136,952	33	39,578	64,144
					689,529	562,258	598,774	813,142	943,734
					135,676	33,101	14,469	27,696	20,070
59,340	53,178	332,927	366,764	800,560					
			20						
130,817	212,906	245,933	251,576	291,798					
28,736	31,966	53,133	44,251	62,618					

4 GEORGE V., A. 1914

No. 18—ITEMIZED STATEMENT showing the Values of the Total

ARTICLES.		IMPORTS ENTERED FOR CONSUMPTION.					
		1912.			1913.		
		Quantity.	Value.	Duty.	Quantity.	Value.	Duty.
	Wood and manufactures of:— <i>Con.</i>		\$	\$ cts.		\$	\$ cts.
	Wood, unmanufactured:— <i>Con.</i>						
1	Willow or osiers, unmanufactured		8,007			6,268	
2	Wood, blocks for matches (exports)						
3	Wood, blocks and other, for pulp (exports).....						
4	Wood for fuel.....Cords.	33,135	108,321		43,937	149,677	
5	Wood, ten pin, rough, for the manuf. of ten pins						
6	Other articles, produce of forest (exports).....						
	Wood, manufactured;—						
7	Barrels containing petroleum or its products, or any mixture of which petroleum forms a part when such contents are chargeable with specific duty	No. 53,450	53,141	12,876 99	56,365	56,217	13,993 83
8	Barrels, empty	" 108,938	114,510	28,621 13	74,284	84,687	21,168 23
9	Barrels and packages of Canadian manufacture which have been exported filled with Canadian products when returned, or exported empty and returned filled with foreign products.....		108,128			124,907	
10	Caskets and coffins and metal parts thereof.....		27,291	6,822 75		47,986	11,996 50
11	Corks, manufactured from corkwood, over three-fourths of an inch in diameter measured at the larger end.....	Lbs. 301,257	105,502	15,009 59	360,741	123,975	17,987 26
12	Corks, manufactured from corkwood, three-fourths of an inch and less in diameter measured at the larger end.....	" 50,754	18,324	4,019 68	54,047	24,626	4,311 54
13	Corkwood or cork bark, manufactures of, N.O.P. including strips, shives, shells and washers of cork.....		229,291	45,467 30		371,127	73,941 60
14	Curtain stretchers.....		7,593	2,275 10		8,413	2,523 90
15	Doors, sashes and blinds (exports).....		29,840	3,199 00		35,225	9,619 90
16	Fishing rods						
17	Furniture, house, cabinet or office.....		1,750,698	506,779 09		3,177,085	927,535 81
	Handles of all kinds,—						
18	Ash		32,441	8,099 39		59,266	14,785 08
19	D shovel handles wholly of wood, and wood handles for manufacture of "D" shovel handles.....		54,522	8,178 05		71,214	10,681 75
20	Hickory		79,826	19,929 29		123,748	30,836 33
21	Lasts of wood		117,523	29,380 53		104,117	26,009 60
22	Matches.....		55,702	13,736 24		90,236	22,133 63
23	Match splints (exports).....						
24	Mouldings, plain, gilded or otherwise further manufactured.....		72,494	18,113 83		118 080	29,502 38

SESSIONAL PAPER No. 10

Imports into and Exports from Canada, &c.—*Continued.*

TOTAL IMPORTS.					TOTAL EXPORTS.				
Value.					Value.				
1909.	1910.	1911.	1912.	1913.	1909.	1910.	1911.	1912.	1913.
\$	\$	\$	\$	\$	\$	\$	\$	\$	\$
3,742	4,975	5,841	8,007	6,268	3,121	40,458	62,801	2,727	4,557
125,142	89,171	77,922	108,321	149,677	4,356,391	6,076,628	6,092,715	5,697,901	6,806,945
		75			78,281	47,016	46,456	58,633	49,419
					5,457	2,048	4,369	8,101	4,069
35,160	44,318	45,162	53,742	57,147					
83,356	129,952	91,300	114,396	86,101	56,996	70,375	69,792	49,663	58,542
79,010	75,111	107,494	108,128	124,907					
25,305	32,719	24,822	27,291	47,986					
110,520	135,315	122,097	99,430	123,670					
11,068	15,597	18,801	17,998	24,626					
45,526	94,232	186,000	229,142	370,730					
4,593	5,510	7,632	7,593	8,413					
25,358	30,464	30,925	29,840	35,225	65,795	29,244	20,593	22,776	12,239
681,290	997,569	1,345,188	1,755,513	3,187,780	295,241	265,260	263,903	350,291	403,974
27,337	24,903	25,196	32,429	59,266					
42,948	30,490	49,906	54,522	71,214					
49,081	46,928	65,511	79,826	123,754					
28,482	42,005	52,953	117,523	104,117					
			58,425	90,113	55,837	122,900	85,695	870	1,133
								9,876	1,329
62,269	56,278	65,599	72,312	117,970	1,938	3,866	1,786	2,906	1,767

4 GEORGE V., A. 1914

No. 18—ITEMIZED STATEMENT showing the Values of the Total

ARTICLES.		IMPORTS ENTERED FOR CONSUMPTION.					
		1912.			1913.		
		Quantity.	Value.	Duty.	Quantity.	Value.	Duty.
	Wood and manufactures of :— <i>Con.</i>		\$	\$ cts.		\$	\$ cts.
	Wood, manufactured ;— <i>Con.</i>						
1	Rakes, hay..... No.	3,684	518	116 54	3,246	499	112 29
2	Refrigerators..... "	1,410	45,877	13,743 90	2,655	60,988	18,294 00
3	Show cases and metal parts thereof..... "	3,025	31,294	9,917 99	5,422	57,125	19,226 19
4	Spool wood and spools (expts).....						
5	Umbrella, parasol and sun-shade sticks or handles, N.O.P.....		21,902	4,067 40		22,667	4,352 95
6	Walking sticks and canes of all kinds.....		16,278	4,139 20		20,978	5,429 30
7	Woodenware,—						
	Churns, washboards, pounders and rolling pins.....		22,014	4,398 50		21,680	4,332 00
8	Pails and tubs.....		7,511	1,877 75		30,550	7,628 66
9	Wood pulp, chemically prepared		90,301	22,255 55		270,608	66,354 40
10	" mechanically ground		2,004,645	494,121 69		2,891,447	715,083 35
11	Wood, manufactures of N.O.P.....						
	Total wood and manufactures of.....		20,619,904	1,485,198 87		28,515,039	2,322,729 82
	Wool and manufactures of :—						
12	Bed comforters..... No.	267	593	181 65	1,097	3,674	1,119 45
13	Blankets composed wholly of pure wool..... Lbs.	181,428	65,015	17,781 07	317,533	141,342	38,517 46
14	Carpets, mats, rugs, &c.:—						
	Axminster, including Abusson, Savonerie and Moquette..... Yds.	356,267	339,098	86,413 70	315,406	382,312	97,706 00
15	Brussels, including Wilton and Teprac..... "	362,522	356,847	91,206 95	463,358	435,863	111,183 85
16	Ingrain, 2 and 3 ply, all wool or union..... "	153,138	127,660	33,521 70	77,546	68,991	18,105 65
17	Mats and rugs, including hearth sizes 30 sq. ft. and smaller, wool, N.O.P.....		666,783	185,660 25		899,102	254,479 20
18	Tapestry, including drum printed or machine printed, and velvet..... Yds.	1,057,404	588,096	148,667 70	1,090,733	645,541	164,309 65
19	Whole, including tufted, hand made or Oriental, Turkish, Persian, Japanese Indian or Smyrna..... Sq. yds.	190,409	203,886	57,441 70	495,563	555,939	157,311 15
	Clothing :—						
20	Knitted goods including knitted underwear, N.O.P.....		973,264	251,111 58		1,507,032	391,247 92
21	Outside garments for women and children.....		492,575	165,042 55		528,130	177,411 15
22	Shawls.....		87,389	27,374 55		131,576	40,949 55
23	Shirts..... Doz.	4,766	38,875	11,917 90	7,130	61,652	19,322 20
24	Socks and stockings..... Doz. prs.	695,686	1,247,047	326,328 95	872,885	1,664,325	436,631 25
25	Undershirts and drawers, N.O.P.....		122,031	31,544 43		82,567	22,400 38
26	Other clothing, N.O.P.....		1,754,223	569,709 95		2,418,111	788,536 50
	Fabrics :—						
28	Cassimeres, cloths and doeskins..... Yds.	5,237,499	3,449,001	1,050,972 40	5,068,694	3,221,612	983,604 35
29	Coatings and overcoatings .. "	1,597,419	1,314,945	396,699 30	1,484,387	1,216,752	368,455 85

SESSIONAL PAPER No. 10

Imports into and Exports from Canada, &c.—*Continued.*

TOTAL IMPORTS.					TOTAL EXPORTS.				
Value.					Value.				
1909.	1910.	1911.	1912.	1913.	1909.	1910.	1911.	1912.	1913.
\$	\$	\$	\$	\$	\$	\$	\$	\$	\$
466	313	792	518	499					
18,997	22,671	37,569	45,877	60,988					
18,776	19,682	32,193	31,503	57,125					
					41,599	82,405	98,183	57,243	59,132
10,509	24,804	20,336	22,402	22,667					
16,326	17,261	18,465	16,234	20,606					
9,370	13,613	17,066	22,003	21,672	7,700	14,606	16,357	7,808	8,605
8,094	15,217	13,945	7,497	30,557					
35,252	35,191	53,197	90,301	270,608	1,603,006	1,658,846	1,308,101	1,587,535	2,100,842
					2,703,923	3,545,751	4,407,431	3,506,770	3,408,702
842,827	1,142,535	1,618,686	2,005,566	2,891,903	323,195	377,840	492,698	521,065	470,135
8,779,242	11,468,713	17,248,760	20,622,749	28,527,348	44,956,329	53,769,614	52,267,016	47,146,716	50,143,883
241	261	733	593	3,674					
27,085	32,569	53,748	65,112	141,857					
183,522	297,203	362,382	343,327	388,244					
233,304	249,645	318,813	355,894	438,393					
37,200	76,085	164,454	127,660	68,991					
291,332	413,781	529,435	667,380	902,764					
332,112	477,590	573,024	584,721	637,742					
157,700	218,615	208,440	204,786	557,535					
475,385	697,633	909,901	971,872	1,506,244					
394,463	430,294	453,004	494,020	526,239					
36,437	38,783	76,522	87,135	131,576					
9,951	12,536	17,685	38,995	61,846					
933,115	1,351,640	1,697,348	1,249,988	1,660,784					
120,772	67,077	121,469	121,783	82,233					
1,000,954	1,174,311	1,446,108	1,757,151	2,421,389					
2,483,859	3,381,332	3,467,536	3,455,562	3,272,526					
1,006,878	1,556,298	1,349,853	1,300,355	1,218,545					

4 GEORGE V., A. 1914

No. 18—ITEMIZED STATEMENT showing the Values of the Total

ARTICLES.		IMPORTS ENTERED FOR CONSUMPTION.					
		1912.			1913.		
		Quantity.	Value.	Duty.	Quantity.	Value.	Duty.
	Wool and manufactures of:— <i>Con.</i>		\$	\$ cts.		\$	\$ cts.
1	Fabrics— <i>Con.</i>						
	Dress goods, coat linings, Italian cloths, alpacas, orleans, cashmeres, henriettas, serges, buntings, nun's cloth, bengalines, whip cords, twills, plain or jacquards of similar fabrics, composed wholly or in part of wool, worsted, the hair of the camel, alpaca, goat or like animals, not exceeding in weight 6 ozs. to the square yard, to be dyed or finished in Canada . . . Sq. yds.	488,144	197,722	29,955 61	840,523	221,287	33,423 76
2	Felt cloth, N.O.P. Yds.	27,587	27,276	9,047 60	56,002	31,920	10,350 59
3	Flannels, plain, not fancy. . . "	533,129	93,142	24,184 47	714,697	126,141	32,326 25
4	Italian linings, cobourgs, lustres, mohairs and alpacas "	4,171,644	1,196,246	270,435 57	4,771,291	1,324,483	299,542 26
5	Prunella cloth of wool		1,516			9,866	
6	Tweeds Yds.	2,274,272	1,514,097	456,861 05	2,599,083	1,473,463	445,527 65
7	Other fabrics and manufactures, N.O.P.		7,069,152	2,212,953 50		10,435,013	3,244,803 25
8	Felt, pressed, of all kinds, not filled or covered by or with any woven fabric. Lbs.	1,360,403	299,435	60,932 35	1,382,333	389,382	80,323 20
9	Noils, being the short wool which falls from the combs in worsted factories, and worsted tops, N.O.P.		689,304			980,432	
10	Railway rugs. Yds.		54,278	16,498 05		64,141	19,412 85
11	Wool, class 1, viz.:— Leicester, Cotswold, Lincolnshire, South Down combing wools, or wools known as lustre wools, and other like combing wools, such as are grown in Canada. Lbs.				12	10	0 36
12	Worsted tops made from such wools as are mentioned in the preceding item		2,676	323 05		445	66 75
13	Wool and the hair of the camel, alpaca, goat and other like animals, not further prepared than washed, N.O.P. Lbs.	7,195,436	1,555,395		9,209,170	2,063,028	
14	Woolens (exports)						
15	Yarn, mohair. Lbs.	1,788	1,433		8,793	5,632	
16	Yarn, spun from the hair of the alpaca. "				560	25	
17	Yarns, composed wholly or in part of wool, worsted, the hair of the goat or like animal, N.O.P., costing thirty cents per pound or over, when imported on the cop, cone or tube, or in the hank, by manufacturers of woollen goods for use exclusively in their own factories. "	3,530,745	1,886,268	239,566 96	4,076,335	2,240,973	285,126 97

SESSIONAL PAPER No. 10

Imports into and Exports from Canada, &c.—Continued.

TOTAL IMPORTS.					TOTAL EXPORTS.				
Value.					Value.				
1909.	1910.	1911.	1912.	1913.	1909.	1910.	1911.	1912.	1913.
\$	\$	\$	\$	\$	\$	\$	\$	\$	\$
61,867	84,437	181,357	198,132	221,237					
21,220	20,352	39,211	27,516	31,920					
68,470	91,023	98,482	93,077	126,821					
614,649	1,333,640	1,188,887	1,200,624	1,331,886					
916	3,713	4,465	1,516	9,866					
1,183,837	1,859,873	1,698,506	1,507,894	1,473,630					
4,560,781	6,708,927	6,705,696	7,054,189	10,526,263					
152,599	214,966	323,676	298,804	388,419					
270,664	596,826	778,320	689,304	980,432					
20,219	34,608	52,071	54,170	63,784					
13				10					
	2,620		2,676	445					
1,042,662	1,587,175	1,496,520	1,555,395	2,063,028	210,614	553,084	258,194	155,346	193,590
874	1,265	1,177	1,433	5,632	92,644	85,497	89,974	114,717	120,998
409	1,097			25					
878,860	1,433,905	1,917,597	1,886,253	2,241,753					

No. 18—ITEMIZED STATEMENT showing the Values of the Total

ARTICLES.		IMPORTS ENTERED FOR CONSUMPTION.					
		1912.			1913.		
		Quantity.	Value.	Duty.	Quantity.	Value.	Duty.
			\$	\$ cts.		\$	\$ cts.
1	Wool and manufactures of:— <i>Con.</i>						
	Yarns, woollen and worsted,						
2	N.O.P. Lbs.	494,774	252,745	56,618 10	554,349	305,328	68,949 40
	Yarn, wool or worsted, the same being genapped, dyed and finished, imported by manufacturers of braids, cords, tassels and fringes. "	14,071	9,499	33,760	13,701
	Total wool and manufactures of.	26,677,312	6,823,952 64	33,649,791	8,591,144 76
3	Works of art in bronze, cast from models made in Canada and designed by sculptors domiciled therein		11,963		4,184
4	Yarn, thread and filaments of artificial and imitation silk, produced from a form cellulose, obtained by chemical processes from cotton or wool when imported by manufacturers of knitted, woven or braided fabrics, for use only in their own factories in the manufacture of such knitted, woven or braided fabrics. Lbs.				115,710	160,586
5	Yeast cakes	743	269	41 38	547	66	32 82
6	Yeast, compressed, in packages weighing less than 50 pounds. "	50,747	12,570	3,044 10	26,092	6,533	1,534 52
7	Yeast, compressed, in bulk or mass of not less than 50 pounds "	750,580	176,452	22,489 40	1,195,665	287,420	35,861 45
	Total yeast	802,070	189,291	25,574 88	1,222,304	294,019	37,428 79
	Total merchandise	521,448,309	87,053,589 55	670,089,066	114,501,671 21
8	Special duty on articles shipped to Canada at lower than usual home-trade price			86,354 25			88,963 20
9	Additional duties, post entries, &c.			436,092 72			473,053 43
10	Coin and bullion		26,033,881			5,427,979	
	Grand totals	547,482,190	87,576,036 52	675,517,045	115,063,687 90

SESSIONAL PAPER No. 10

Imports into and Exports from Canada, &c.—*Continued.*

TOTAL IMPORTS.					TOTAL EXPORTS.				
Value.					Value.				
1909.	1910.	1911.	1912.	1913.	1909.	1910.	1911.	1912.	1913.
\$	\$	\$	\$	\$	\$	\$	\$	\$	\$
179,188	222,258	200,643	254,069	305,471	1
13,558	8,143	14,295	9,499	13,701	2
17,195,096	24,680,481	26,451,358	26,660,885	33,804,955	303,258	638,581	348,168	270,063	314,588
10,449	5,020	4,439	11,673	4,184	3
.....	160,586	5
1,155	547	253	269	66	4
731	394	1,766	12,573	6,533	6
80,142	101,776	130,031	176,452	287,484	7
82,028	102,717	132,050	189,294	294,083
200,763,166	335,835,103	462,041,330	533,286,663	686,604,413	259,922,366	298,763,993	290,000,210	307,716,151	377,068,355
.....	8
9,988,442	6,017,589	10,206,210	26,033,881	5,427,979	1,589,793	2,594,536	7,196,155	7,601,099	16,163,702
309,756,608	391,852,692	472,247,540	559,320,544	692,032,392	261,512,159	301,358,529	297,196,365	315,317,250	393,232,057

No. 19—ITEMIZED STATEMENT showing the Quantities and Values of Canadian Produce Exported from Canada, during each Fiscal Year, 1909 to 1913.

ARTICLES.	1909.		1910.		1911.		1912.		1913.	
	Quantity.	Value.	Quantity.	Value.	Quantity.	Value.	Quantity.	Value.	Quantity.	Value.
Wine and beer	4,563	\$ 2,138	4,220	\$ 2,687	1,932	\$ 935	1,593	\$ 1,014	2,473	\$ 1,095
Animals, living:—										
Cattle, one year old or less.....	3,077	37,036	2,059	24,534	670	15,494	232	3,116	5,409	53,824
" over one year old	159,868	10,731,330	155,327	10,767,622	124,253	8,521,979	61,285	4,005,063	38,887	2,183,311
Horses, one year old or less.....	30	2,608	21	6,245	13	1,550	18	1,075	11	2,360
" over one year old.....	1,998	361,648	2,741	547,622	2,768	599,736	1,798	390,524	2,145	525,685
Poultry.....		58,931		120,623		97,767		72,588		72,477
Sheep, one year old or less.....	82,303	314,099	88,236	416,909	9,672	48,287	5,950	27,276	3,356	30,078
" over one year old	36,543	253,265	22,871	190,831	36,925	238,550	15,468	95,208	8,404	51,175
Swine.....	366	4,063	390	7,844	3,335	49,403	1,358	10,028	654	5,162
Other animals, N.E.S.		27,048		25,741		26,119		25,040		24,605
Total animals, living.....		11,798,028		12,107,971		9,598,885		4,719,913		2,949,677
Ashes:—										
Leached		55		188		190				1,957
Pot and pearl	75	23,207	685	27,763	747	33,998	754	32,102	550	25,437
Other ashes.....		58,249		61,784		60,934		42,767		34,746
Total ashes.....		91,561		89,735		95,122		74,869		62,140
Baking powder.....										
Balsam.....		8,216		19,627		14,170		13,188		10,761
Bones.....	106,042	85,790	73,006	72,095	58,682	69,731	40,099	53,276	44,085	64,503
Books:—										
Books, pamphlets, maps, &c.		299,141		274,183		343,589		300,653		377,686
Photographs.....		4,708		5,077		6,450		6,648		10,953
Total books.....		303,849		279,260		350,039		307,301		387,739

SESSIONAL PAPER No. 10

Breadstuffs:—										
Grain:—										
Barley.....	2,959,335	1,744,687	2,044,901	1,107,732	1,545,253	831,195	2,061,667	1,324,300	6,455,975	3,851,660
Beans.....	63,633	132,764	17,429	33,638	27,129	47,828	10,821	22,110	3,769	9,826
Buckwheat.....	669,236	398,198	923,552	536,741	463,735	238,923	104,626	62,306	223,853	118,575
Corn.....	27,443	20,921	6,881	4,721	21,517	13,872	4,264	8,869	21,301	15,075
Oats.....	5,255,610	2,175,765	3,401,730	1,566,612	5,431,662	2,144,846	8,880,675	3,819,632	10,478,554	5,067,360
Pease, whole.....	634,65	635,925	462,759	582,648	314,147	490,595	341,661	446,430	87,694	199,125
" split.....	206,67	272,093	163,280	223,879	161,008	200,898	115,247	147,477	6,852	10,447
Rye.....	299,37	133,568	105,055	84,658	73,513	46,416	11,670	7,685	26,160	14,908
Wheat.....	49,137,449	43,147,942	49,741,350	52,609,351	45,802,115	45,521,131	64,466,286	62,590,563	93,166,009	88,608,730
Other grain.....	1,116	766	576	571	1,053	601	3,712	2,550	101,170	45,048
Total grain.....	59,204,510	53,782,629	56,866,513	56,750,571	53,841,132	49,536,308	76,000,661	68,427,932	110,571,307	97,941,344
Grain products:—										
Brnn.....	453,388	888,900	1,796,318	1,842,620	1,872,089	1,850,219	1,595,950	1,499,447	1,662,338	1,603,003
Cornmeal.....	1,218	4,807	1,007	3,505	1,475	4,517	1,584	4,740	2,239	7,767
Malt.....	7,157	7,277	13,107	11,328	11,995	10,888	17,383	18,915	23,066	15,723
Oatmeal.....	113,448	535,962	247,297	1,123,861	126,240	518,032	209,679	897,739	188,987	837,079
Rye flour.....	"	"	"	"	"	"	"	"	"	"
Wheat flour.....	1,738,038	7,991,413	3,064,028	14,859,854	3,049,046	13,854,790	3,738,836	16,034,061	4,478,043	19,970,689
Other grain products.....	18,389	58,104	19,132	56,192	3,331	9,659	6,141	20,323	5,153	17,836
Total grain products.....	"	9,486,463	"	17,897,361	"	16,248,105	"	18,475,232	"	22,452,097
Breadstuffs N. E. S.:-										
Biscuits and bread.....	2,507	23,988	2,591	20,853	2,294	20,135	2,902	21,704	2,296	14,996
Cereal foods.....	483	1,372,312	40	1,689,648	14,166	1,830,146	40,000	2,309,980	2,015,675	2,015,675
Rice.....	1,550,690	18,355	1,802,664	31,522	2,266,200	26,967	3,369,548	41,911	978,000	15,330
Rice meal.....	"	"	"	"	"	"	"	"	"	"
Total breadstuffs, N. E. S.....	"	1,414,695	"	1,766,189	"	1,889,050	"	2,374,564	"	2,046,001
Total breadstuffs.....										
"	"	64,683,787	"	76,404,121	"	67,673,463	"	89,277,728	"	122,439,442
Bricks, clays and tiles:—										
Bricks.....	815	5,040	384	2,371	502	4,364	290	2,478	706	9,251
Clay, manufactures of.....	"	576	"	8,259	"	1,477	"	1,891	"	3,864
Total bricks, &c.....	"	5,616	"	10,630	"	5,841	"	4,369	"	13,115
Brooms and whisks.....										
Brushes of all kinds.....	"	"	"	"	"	"	"	"	"	"
Buttons.....	"	3,700	"	872	"	586	"	778	"	536
Candles.....	116,429	8,139	14,426	2,021	2,124	271	1,768	337	316	51

4 GEORGE V., A. 1914

No. 19—Canadian Produce Exported—Continued.

ARTICLES.	1909.		1910.		1911.		1912.		1913.	
	Quantity.	Value.	Quantity.	Value.	Quantity.	Value.	Quantity.	Value.	Quantity.	Value.
Carriages, wagons, carts, &c. :—										
Automobiles.....	171	189,394	346	405,011	627	595,746	1,891	1,443,911	3,766	2,284,820
" parts of.....										
Bicycles.....	405	4,808	83	2,655	78	2,919	99	82,092	92	99,709
" parts of.....										
Carriages.....	217	63,269	310	71,670	952	64,137	1,064	6,372	1,138	9,124
" parts of.....										
Carts.....	1,096	18,698	882	25,384	498	52,745	1,061	57,197	1,138	39,768
Wagons.....	107	26,252	176	46,841	212	91,362	152	54,291	119	57,146
Other, carriages, &c.....		32,773		32,773		25,499		54,140		64,121
		6,167		10,104		39,073		7,855		11,003
		47,624		55,882		230,256		6,184		6,184
						306,504		51,855		51,855
Total carriages, &c.....		388,985		649,790		1,151,192		1,975,187		2,623,730
Cement.....		61,005		97,380		2,571		3,742		2,861
Cider.....	135,224	27,953	228,342	27,445	184,911	27,707	206,792	36,308	187,219	22,266
Clothing and wearing apparel.....		160,971		185,592		251,679		247,907		316,709
Coal and coke, &c. :—										
Charcoal.....		45,371		4,849		6,095		8,231		11,338
Chinders.....		969		283		5,548		1,818		7,099
Coal.....	1,613,892	4,505,221	1,826,339	5,013,221	2,315,171	6,014,065	1,494,756	4,338,128	2,055,993	5,555,099
Coke.....	77,188	372,085	48,858	217,414	59,943	256,981	15,072	63,532	62,028	269,383
Total, coal, coke, &c.....		4,923,646		5,235,767		6,281,719		4,413,709		5,842,919
Coffee.....	21,856	4,726	25,850	4,991	10,181	1,992	86,323	15,385	87,070	11,935
Cordage, rope and twine :—										
Binder twine.....										
Other cordage, rope and twine.....		1,310,748		801,944		787,251	14,605,180	964,689	10,248,031	869,028
Total, cordage, rope and twine.....		1,310,748		801,944		787,251	14,605,180	964,689	10,248,031	869,028
						73,236		57,224		31,282
						860,457		1,021,913		900,310

SESSIONAL PAPER No. 10

Cotton and manufactures of :—									
Fabrics	Yds.	2,454,016	209,652	287,246	707,699	134,990	621,249	104,044	53,883
Waste	Lbs.	908,267	30,280	69,820	1,635,704	49,727	1,042,063	35,507	46,993
Other cottons			26,068	27,250		32,877		73,620	23,675
Total cotton and mfrs. of			356,006	384,316		217,594		213,171	124,551
Drugs, dyes, chemicals and medicines :—									
Acetate of lime	Lbs.				8,913,240	174,740	11,914,284	218,277	311,376
Calcium carbide							6,733,915	199,862	139,221
Casain	"				1,515,172	37,009	1,021,197	38,302	15,342
Dye stuffs		7,765		3,868		3,435		5,394	14,087
Extract of hemlock bark	Bbls.	79,437		97,950	4,094	49,012	2,995	35,728	24,480
Gun, chicle	Lbs.						32,710	16,806	
Lye								32,791	39,235
Phosphorus	Lbs.						643,688	90,750	62,543
Sassa root	"						152,847	74,374	257,992
Other drugs, chemicals, &c., N.E.S.		1,157,248		1,573,375		1,679,396	964,932	990,754	
Total drugs, dyes, &c.		1,274,506		1,675,393		1,943,612		1,677,216	1,800,437
Earthenware and manufactures of.									
Electrical apparatus		5,014		14,365		7,972		6,492	15,819
Felt, manufactures of		32,049		27,743		50,578		48,897	62,756
		243		3,893		539		325	1,590
Fertilizers, manures, &c. :—									
Fertilizers	Tons	359,111		371,315		456,827		944,980	1,677,703
Phosphates				15,735			3	100	
Total fertilizers		359,111		387,050		456,827		945,080	1,677,703
Fish :—									
Butt, fish	Bbls.		4,699	9,294	3,815	10,299			
" clams or other	"		34,514	77,142	37,930	105,394	54,291	102,475	94,486
* Codfish, including haddock, ling and pollock, fresh	Lbs.	187,144	375,758	11,553	585,951	16,176	1,982,970	47,425	14,509
Codfish, dry salted	Cwt.	682,953	775,140	3,555,757	773,401	4,274,329	658,624	4,135,532	4,301,644
" wet	"	8,674	12,933	27,174	13,668	60,540	11,731	49,589	10,962
" pickled	"		610	2,636	253	736	1,221	5,493	6,194
Fish, all other, fresh			1,201,525	1,275,372		1,344,049		1,285,017	1,318,868
" pickled	Bbls.			45,570	1,841	18,850	7,201	48,557	13,962
Hallibut, fresh	Lbs.	3,394,710	136,109	84,153	2,597,851	139,131	2,328,290	129,761	147,343
" pickled			556				14	137	
Herrings, fresh or frozen	Bbls.	19,564,546	123,766	170,853	10,539,245	142,879	33,437,708	300,617	204,571
" pickled	Dcs.	333,903	783,156	360,812	189,783	489,174	167,154	495,200	610,291
" canned	Bbls.		2,268	7,124	99,776	4,923	131,348	1,553	34,653
" smoked	Lbs.	3,039,698	78,255	72,255	1,696,724	45,494	2,668,679	60,791	91,846
Lobsters, fresh	Bbls.		463,432	528,341	35,941	529,377	44,181	566,946	629,031
" canned	Lbs.	9,298,457	9,687,529	2,619,156	9,609,874	2,735,917	9,938,948	3,080,578	3,048,798

No. 19—Canadian Produce Exported—Continued.

ARTICLES.	1909.		1910.		1911.		1912.		1913.	
	Quantity.	Value.	Quantity.	Value.	Quantity.	Value.	Quantity.	Value.	Quantity.	Value.
Fish— <i>Con.</i>		\$		\$		\$		\$		\$
Mackerel, fresh.....	2,580,281	165,636	2,253,634	119,919	1,420,882	89,780	1,031,143	68,175	3,118,541	175,488
" " canned.....	61,800	3,989	10,320	1,720	864	108				
" " pickled.....	40,502	339,665	27,539	305,713	9,281	136,838	9,443	136,550	13,867	177,276
Oysters, fresh.....	214	1,739	257	2,177	204	1,883	587	5,854	539	6,457
" " canned.....	35	5	7,405	621	6,110	418				
Salmon, fresh.....	1,971,639	208,486	1,999,360	190,658	2,406,831	214,466	2,063,275	200,653	2,639,166	230,200
" " smoked.....	5,725	421	2,253	211	10,531	704	1,118	158	1,881	216
" " canned.....	18,121,401	2,468,479	34,656,097	4,368,005	25,635,892	3,668,584	30,192,923	3,830,178	23,001,532	3,484,110
" " dog.....							54,136	1,780	8,017,075	120,125
" " pickled.....	34,602	324,925	47,526	328,758	25,893	208,156	16,612	280,290	7,860	173,326
" " trout or lake trout.....	815,779	44,814	396,850	21,228	538,213	29,724	243,883	14,678	264,771	14,614
" " Sea fish, other, fresh.....	3,654,442	121,107	6,542,002	394,061	7,625,897	401,577	7,894,854	453,828	8,306,622	486,284
" " pickled.....	9,401	44,741	16,336	70,850	41,271	129,878	16,485	65,732	14,739	70,491
" " preserved.....	984,168	37,037	1,029,371	42,706	1,908,106	72,379	2,519,551	62,754	2,602,586	102,983
Tongues and soundings.....	930	24,707	722	12,716	1,463	37,374	1,690	32,687	2,078	53,350
Other fish.....		20,262		29,668		66,762		109,139		41,380
Total fish.....		12,763,996		15,208,683		14,975,849		15,571,527		15,680,522
Flax, hemp, jute and manufactures of:—										
Flax.....	11,889	120,579	8,779	84,035	11,889	125,202	6,958	72,191	2,350	24,176
Hemp, undressed.....	873	6,577	2,746	13,462	1	13	758	3,136		
Tow.....			496	2,323	3,658	13,314	6,526	30,455	1,685	8,612
Total flax, hemp, &c.....	12,762	127,156	12,021	99,830	15,498	138,529	14,242	105,782	4,035	32,788
Fruits and nuts:—										
Fruits, dried, including nuts;—										
Apples, dried.....	4,973,562	305,307	8,186,984	543,201	2,844,267	184,707	3,149,620	248,035	3,199,539	213,831
Dried fruits, N.E.S.....	596	44	11,979	692	2,727	129	16,438	1,177	5,589	410
Nuts.....	43,753	3,882	19,517	2,175	4,486	543	24,263	2,485	2,583	201
Total fruits, dried, &c.....	5,017,911	309,233	8,213,480	546,068	2,851,490	185,379	3,190,321	251,697	3,207,711	214,442

4 GEORGE V., A. 1914

No. 19—Canadian Produce Exported—Continued.

ARTICLES.	1909.		1910.		1911.		1912.		1913.	
	Quantity.	Value.	Quantity.	Value.	Quantity.	Value.	Quantity.	Value.	Quantity.	Value.
Hair		\$		\$		\$		\$		\$
Hats and caps		146,461		172,583		165,728		171,432		205,999
Hay	55,884	7,161	191,098	8,440	326,132	11,881	784,864	17,129	394,208	20,633
		643,779		1,805,849		2,723,291		6,373,590		3,950,068
Hides and skins other than fur :—										
Hides and skins		4,029,676		5,430,591		4,607,545		5,064,472		7,196,250
Horns and hoofs		5,449		8,924		12,978		20,057		26,976
Sheep pelts	38,594	21,657	133,515	77,594	52,401	34,186	40,007	23,412	43,075	43,812
Tails		4,972		4,844		2,634		3,767		8,801
Total hides and skins		4,064,754		5,521,953		4,657,338		5,113,711		7,275,839
Honey	11,300	1,188		621	6,284	816	3,878	592	5,027	598
Hops	76,200	13,043		24,726	156,679	19,740	17,962	2,129	223,625	42,407
Ice		19,872		28,117		7,068		6,729		7,797
Jewellery of all kinds, N.O.P.								98,120		117,391
Junk and oakum	224,021	618,977		717,090	346,490	774,188	380,206	1,030,978	423,764	1,708,851
Leather and manufactures of :—										
Unmanufactured ;—										
Sole leather	7,779,844	1,784,831		993,542	6,507,666	1,582,394	6,165,946	1,441,585	3,589,599	974,497
Upper leather	798,197	282,472		171,980	777,945	210,424	896,216	170,138	417,004	102,869
Leather, N.E.S.	553,030	209,696		130,958	674,147	122,461	979,071	171,186	1,203,641	276,107
Manufactured ;—										
Boots and shoes		60,951		48,923		45,046		36,841		42,147
Harness and saddlery		12,720		15,720		14,778		17,937		13,259
Other, N.E.S.		19,329		18,458		23,852		12,775		14,674
Total leather and mfrs. of		2,869,557		1,379,581		1,998,955		1,850,462		1,423,583
Lime		43,512		53,863		40,479		42,337		29,999

SESSIONAL PAPER No. 10

Metals and minerals and manufactures of:—									
Copper;—	Black or coarse, cement copper and copper in pigs.....	Lbs.							
	Fine, contained in ore, matte, regulus, &c.....	"							
	Total copper.....	"	54,326,721	6,406,528	57,536,116	6,023,925	54,925,686	79,656	7,955
			51,326,721	6,406,528	57,536,116	6,023,925	55,005,342		56,426,980
Gold and silver and manufactures of:—									
Gold	Gold-bearing quartz, dust, nuggets, &c.....	Ozs.	23,577,062	13,281,094	29,467,599	15,009,937	33,731,010	9,453	5,344,465
	Silver, metallic, contained in ore.....	"						16,475	17,269,108
	Total gold and silver and mfrs. of.....								
			20,577,514			21,026,063			22,613,633
Iron and steel and mfrs. of:—									
Agricultural implements,—									
Cultivators.....	No.								
			2,452	53,123	4,416	72,589	9,453	6,897	100,475
Harrows.....	"		11,114	1,109,625	13,363	1,371,843	16,475	5,917	96,670
Hay forks.....	"			108				13,826	1,433,377
" rakes.....	"		4,819	101,429	5,155	150,690	11,610		
Mowing machines.....	"		17,780	619,640	17,848	614,912	22,449	10,438	6,115
Ploughs.....	"		6,061	156,700	11,818	328,090	17,637	18,935	649,551
Reapers.....	"		5,485	282,630	3,515	202,618	7,606	20,079	511,716
" binders.....	"		153	11,938	182	6,811	181	6,659	418,634
Seeders.....	"							100	4,215
Other agricultural implements.....			859,026			1,120,905		8,402	70
Parts of.....			412,916			451,327		1,350,903	2,022,981
								751,777	659,540
Total agricultural implements.....			3,607,135			4,319,385		5,698,537	
Castings, N.E.S.									
Chromic iron.....	Tons		25,023			33,726		31,890	
Gas buoys and parts of.....			4,197	51,790	1,100	13,556	15		
Guns, rifles and firearms of all kinds.....								83,411	87,916
Hardware, viz,—								18,476	26,387
Tools, hand or machine.....									
Other, N.E.S.....								92,413	85,849
								38,066	58,556
Machinery,—									
Linotype machines.....	No.		136,007			20,917		8,363	1,103
Sewing machines.....	"		116,642	15,527		239,114	14,459	162,947	249,971
Threshing machines.....	"		3,900			8,576	386	714	213,265
Typewriters.....	"		293,036	4,530		302,647	5,378	311,771	261,671
Other machinery, N.E.S.....			297,535			440,610		386,235	534,339
Total machinery.....			727,780			924,510		962,992	1,260,349

4 GEORGE V., A. 1914

No. 19—Canadian Produce Exported—Continued.

ARTICLES.	1909.		1910.		1911.		1912.		1913.	
	Quantity.	Value.	Quantity.	Value.	Quantity.	Value.	Quantity.	Value.	Quantity.	Value.
Metals and minerals and manufactures of:—										
Iron and steel and manufactures of, — <i>Con.</i>										
Ores, iron.....	3,933	71,663	31,525	80,540	104,897	304,718	37,655	133,361	135,587	421,633
Pig iron.....	1,020	40,681	6,846	528,133	8,976	298,346	5,716	262,393	6,994	330,002
Scrap iron and steel.....	121,415	101,973	460,881	324,516	144,570	117,095	99,287	58,351	486,391	236,181
Steel and manufactures of.....		1,480,767		853,458		1,038,106		769,250		933,754
Stoves,	574	7,351	807	11,504	1,115	18,161	1,195	18,989	1,465	24,963
Total iron and steel and mfrs. of.....		6,220,375		6,901,371		8,879,994		8,168,129		9,662,757
Lead;—										
Metallic contained in ore, &c.	54,174	1,643	6,222,061	132,440	36,800	1,308	113,940	3,151	305,600	8,442
Pig.....	11,978,190	378,738	12,223,254	336,982	3,161,247	99,625	71,961	2,806		
Total lead.....	12,032,364	380,381	18,445,315	529,422	3,198,047	100,933	185,901	5,957	305,600	8,442
Tin and manufactures of.....		24,865		43,610		18,626		43,256		62,100
Miscellaneous metals and minerals and manufactures of:—										
Aluminium, in pigs, bars, ingots, &c. . .	1,747,100	331,094	8,019,400	1,202,723	6,055,800	906,976	10,442,900	1,356,897	15,022,700	1,631,287
" " manufactured in other forms		1,298		6,008		931		1,847		14,365
Arsenic.....	2,056,035	57,124	3,967,513	160,287	2,814,187	69,381	4,370,077	82,234	3,492,209	108,305
Asbestos.....	59,707	1,757,648	64,038	1,886,613	69,829	2,076,477	76,316	2,097,814	91,830	2,486,769
Barytes.....	3,509	13,690	5	150			68	117,621		164,294
Jewellers' sweepings.....		94,973		73,749		106,745		228,100		215,467
Metals other than iron or steel, N.O.P.		97,074		110,138		145,343		258,329		319,444
Mica.....	534,728	209,146	875,451	299,076	815,301	308,851	765,830	242,445	906,912	292,891
Mines, produce of, N.E.S.		153,940		124,840		133,238		374,920		5,045,197
Nickel, ore, matte or speiss.....	19,606,959	1,911,846	30,615,886	3,320,054	34,707,523	3,842,332	33,230,708	3,743,920	48,168,090	
Ores, —										
Antimony.....			37	1,855	245	17,173	1	133		
Corundum.....							1,277	130,844	1,813	196,013
Manganese.....	3	434	4	160	2	51	12	474	8	303
Other ores, N.E.S.	13,211	487,514	11,317	581,797	9,914	634,816	7,629	388,484	15,976	568,198
Platinum.....	436	1,329	2,218	61,717	84	2,311	48	2,578	89	3,519

SESSIONAL PAPER No. 10

Plumbago, crude ore	Cwt.	8,722	14,057	25,656	67,942	7,937	32,280	30,755	66,477	34,664	79,045
" manufactures of			687		10,208		71,413		26,978		52,403
Pyrites	Tons	25,449	130,610	26,939	114,014	35,710	118,902	27,865	110,109	8,427	7,007
Stereotypes, electrotypes, &c.			5,639		2,408		4,139		11,811		3,774
Total miscellaneous metals			5,268,003		8,023,707		8,471,421		8,867,119		11,188,281
Total metals and minerals and infra.			38,877,866		42,548,158		45,659,640		45,832,468		62,263,254
Milk and cream :-											
Condensed, canned or preserved	Lbs.	1,275,163	90,520	6,916,283	541,372	6,584,828	469,406	4,389,350	305,678	335,849	25,554
Cream, sweet	Galls.					1,823,821	1,714,528	886,266	792,687	820,360	751,123
Milk, sweet	"					58,102	5,391	7,771	975	7,939	1,412
Total milk and cream			90,520		541,372		2,189,325		1,099,340		778,089
Mineral water	Galls.	17,084	6,396	58,152	8,078	18,761	6,062	19,985	11,712	10,931	3,991
Musical instruments :-											
Organs	No.	3,029	155,252	2,764	154,899	2,507	162,270	2,940	224,601	2,794	189,824
Pianos	"	250	65,481	227	53,948	246	59,964	219	51,280	237	56,283
Other musical instruments			3,637		7,687		4,138		4,095		7,905
Total musical instruments			224,370		216,134		226,392		279,976		254,012
Oilcake	Cwt.	394,978	593,995	466,448	625,381	375,440	540,119	419,873	659,431	691,280	1,074,701
Oilcloths, all kinds.	Sq. yds.	23,802	5,962	29,769	6,359	46,959	7,562	45,467	7,072	165,131	14,880
Oils :-											
Mineral oils :-											
Coal and kerosene, crude	Galls.	195	43	9,093	1,155	1,493	241	1,934	156	18,500	3,964
" refined	"							34,152	5,403	40,641	6,723
Naphtha and gasoline	"									21,620	4,680
Total mineral oils		195	43	9,093	1,155	1,493	241	36,086	5,559	80,761	15,367
Fish oils :-											
Cod	Galls.	150,704	46,883	163,443	40,494	133,123	44,557	130,211	55,681	150,358	51,813
Seal	"	20,730	6,231	6,010	2,141	16,631	5,625	9,907	4,665	30,148	10,885
Whale	"	1,029,381	384,660	1,085,795	321,998	1,362,253	374,402	2,422,845	988,189	1,618,327	532,396
Other fish oil	"	8,061	3,589	91,073	18,790	88,433	31,082	56,436	27,766	94,145	33,061
Total fish oils		1,208,876	441,363	1,346,351	386,423	1,590,440	455,666	2,619,399	1,076,301	1,892,978	628,155

No. 19—Canadian Produce Exported—Continued.

ARTICLES.	1909.		1910.		1911.		1912.		1913.	
	Quantity.	Value.	Quantity.	Value.	Quantity.	Value.	Quantity.	Value.	Quantity.	Value.
Oils:—Con.		\$		\$		\$		\$		\$
Animal, vegetable, &c., oils;—										
Creosote oil..... Galls							1,153,821	57,530	1,208,965	73,854
Lard oil..... "	950	685	2,150	1,155	41	20	131,277	118,655	194,595	222,746
Neat's foot and other animal oil..... "	2,317,152	143,271	1,778,196	121,423	2,701,983	238,299	233,284	51,544	511,036	136,668
Other animal, &c., oils..... "										
Total animal, &c., oils.....	2,318,102	143,956	1,780,346	122,578	2,736,667	272,218	1,538,382	227,729	1,914,526	433,268
Total oils..... Galls	3,527,173	585,362	3,135,790	510,156	4,323,600	728,125	4,193,867	1,309,589	3,888,265	1,076,790
Paintings in oil or water colours.....								47,766		162,878
Paints and colours:—										
Mineral pigment, ochres, iron oxides, &c. Lbs.	621,322	4,912	1,121,596	8,300	3,549,028	31,131	5,503,150	35,148	4,866,890	27,109
Paints and varnishes of all kinds.....		76,772		68,507		69,266		73,998		128,520
Total paints and colours.....		81,684		76,807		100,397		109,106		155,629
Paper and manufactures of:—										
Films for photographic use..... Rolls		17,887		7,746		12,179		13,944		2,964
Felt paper.....	45,478	18,497	37,772	23,639	50,959	40,180	49,466	35,065	54,126	38,052
Printing..... Lbs.		3,109,377		2,612,243		3,092,437		3,291,926		5,092,126
Wall paper..... Rolls	308,239	21,207	387,905	28,384	604,428	42,626	826,126	62,185	746,075	59,174
Wrapping..... Lbs.	13,620	637	289,892	9,098	265,864	6,689	152,969	7,308	2,965,043	100,612
Other paper, N.E.S.....		319,995		482,832		730,264		470,635		434,846
Total paper.....		3,487,600		3,163,842		3,924,375		3,881,033		6,327,774
Plants and trees:—										
Trees, shrubs and plants.....		15,748		31,927		13,860		25,140		24,905
Vines grape and other.....		1,359		4,928		70				
Total plants and trees.....		17,107		36,855		14,560		25,140		24,905

4 GEORGE V., A. 1914

No. 19—Canadian Produce Exported—Continued.

ARTICLES.															
1909.			1910.			1911.			1912.			1913.			
Quantity.	Value.		Quantity.	Value.		Quantity.	Value.		Quantity.	Value.		Quantity.	Value.		
Spirits and wines:—															
Spirits:—															
Brandy	106	208	111	185	275	154	79	181	23	50					
Gin.....	697	767	1	2											
Rum.....	3	998,011	327,925	1,010,657	988,753	314,076	298,434	929,763	329,387	1,026,920					
Whiskey.....	317,717	116,934	258,301	129,378	188,461	475,700	477,537	200,310	839,493	309,625					
Wood alcohol.....	307,920	6,137	33,399	17,811	5,886	7,557	7,211	28,266	3,728	4,881					
Other spirits, N.E.S.....	4,064														
Total spirits.....	630,507	1,122,064	619,647	1,158,033	1,183,375	797,487	783,261	1,158,520	1,172,631	1,341,476					
Wines.....															
Wines.....	4,414	3,280	4,842	8,232	13,104	19,533	4,207	6,493	3,782	6,075					
Total spirits and wines.....	634,921	1,125,344	624,489	1,166,265	1,196,479	817,020	787,468	1,165,013	1,176,413	1,347,551					
Starch.....															
Stationery.....	135,250	6,404	115,276	5,418	9,854	184,367	133,540	3,223	28,797	1,282					
		21,072		23,380	31,358			40,320		70,046					
Stone and manufactures of:—															
Building, freestone, limestone, &c., wrought.....	3,434	3,640	37,682	18,232	20,083	61,725	85,481	24,999	114,085	29,110					
Building, freestone, limestone, &c., wrought.....		1,824		123	80			456		163					
Felspar.....	9,511	34,085	11,494	35,975	50,572	15,964	16,639	58,160	13,376	45,737					
Gravel and sand.....	310,076	162,642	543,967	284,438	401,183	582,042	585,362	415,304	646,345	443,638					
Grindstones, manufactured.....		17,728		13,754	23,914			28,127		27,118					
Gypsum or plaster, crude.....	263,606	304,230	335,916	396,495	359,271		357,502	422,506	379,393	439,488					
Ornamental granite, marble, &c., wrought.....		8,753	965	8,610	2,533			1,590		1,889					
Ornamental granite, marble, &c., wrought.....		23,074		26,021	2,680			776		3,244					
Plaster of Paris or gypsum, ground.....		9,765		2,987	12,514			4,151		7,552					
Stone for the manufacture of grindstones, rough.....	464	767	438	2,023			15	22							
Total stone and mfrs. of.....		566,508		788,638	941,462			956,091		987,939					

SESSIONAL PAPER No. 10

Straw.....	Tons	2,362	12,584	5,011	25,933	4,512	19,225	8,624	41,775	5,374	29,170
Sugar, syrup and molasses :—											
Confectionery, sweetened, all kinds.....	Lbs.										
Glucose.....				136,138	5,607			127,045	26,463	121,544	27,112
Maple sugar.....		1,507,129	116,427	1,794,437	129,016	1,376,191	117,202	274,261	9,591	57,025	1,981
Maple syrup.....	Galls.	3,681	3,477	4,533	4,331	3,612	3,366	4,831	110,400	1,154,635	104,324
Molasses.....								3,190	5,291	3,846	4,151
Sugar, all kinds, N.E.S.....	Lbs.	28,844	1,353	85,580	6,213	29,025	1,625	290,185	9,380	71,236	2,631
Sugar-house syrup.....	Galls.	121,623	13,353	201,865	13,767	43,124	6,112	127,020	9,474	183,759	13,338
Total sugar, syrup and molasses.....			134,610		158,962		128,265		171,183		153,537
Tallow.....	Lbs.	543,281	28,786	314,884	16,279	29,613	1,996	1,617,985	109,466	1,495,433	123,424
Tar.....			101,902		82,607		58,422		41,775		69,969
Tobacco and manufactures of:—											
Cigars.....	M.	48	953	74	1,951	57	1,330	130	2,582	61	2,538
Cigarettes.....	"	158	711	25	32	28	242	96	604	34	302
Leaf, raw.....	Lbs.	110,898	37,046	274,796	76,564	133,021	324,180	58,809	25,914	90,382	24,410
Stems and cuttings.....	"	379,261	24,147	384,834	15,485	538,394	28,217	518,154	41,579	770,290	52,514
Other tobacco, N.E.S.....	"	117,776	30,892	37,572	14,870	46,889	18,860	10,638	5,866	45,495	15,859
Total tobacco and mfrs. of.....			93,749		108,902		86,050		76,575		95,623
Trunks and values of all kinds.....									17,901		23,152
Unenumerated Articles:—											
Agricultural Products, N.E.S.....			69,106		216,897		340,883		334,542		442,751
Animal produce, N.E.S.....			173,631		251,174		324,180		91,000		94,594
Manufactures N.E.S.....			637,927		1,037,451		705,066		689,132		829,418
Miscellaneous articles, N.E.S.....			31,766		73,790		244,925		52,243		69,636
Vegetables:—											
Potatoes.....	Bush.	1,560,632	919,189	1,923,595	1,133,267	994,348	622,592	744,726	573,810	1,019,716	749,363
Turnips.....	"	1,026,776	150,448	1,283,210	176,556	1,477,994	208,611	1,467,877	248,865	1,333,810	194,565
Vegetables, canned or preserved.....			30,796		57,500		28,797		27,049		24,959
Other vegetables.....			122,393		166,845		243,193		165,046		85,223
Total vegetables.....			1,222,826		1,534,228		1,103,193		1,014,760		1,024,110
Vinegar.....	Galls.	477	114	528	175	325	116	239	54	170	35
Wood and manufactures of:—											
Bark for tanning.....	Cords	19,659	122,118	15,087	83,264	12,949	78,138	7,909	46,708	5,802	29,842
Firewood.....	"	29,689	78,281	18,555	47,016	19,446	46,366	17,793	58,633	16,700	49,419
Knees and futocks.....	No.	19,861	15,688	13,274	7,556	4,772	3,068	7,846	6,631	14,139	20,597
Ivory nuts, vegetable.....			258		150						
Lathwood.....	Cords	913	3,465	1,924	10,310	400	1,600	324	1,134	895	3,392

4 GEORGE V., A. 1914

No. 19—Canadian Produce Exported—*Concluded.*

ARTICLES.	1909.		1910.		1911.		1912.		1913.	
	Quantity.	Value.	Quantity.	Value.	Quantity.	Value.	Quantity.	Value.	Quantity.	Value.
Wood and manufactures of :— <i>Con.</i>		£		£		£		£		£
Wood, unmanufactured ;— <i>Con.</i>										
Logs—										
Elm..... M. ft.	1,046	15,288	1,298	19,313	1,684	23,983	942	12,039	861	14,640
Hemlock..... "	3,360	31,797	2,024	15,273	965	7,581	1,959	17,339	922	7,539
Oak..... "	100	3,162	4	50			17	401		
Pine..... "	4,431	20,981	1,398	19,871	4,725	26,610	7,967	69,425	1,567	24,371
Spruce..... "	11,048	109,784	12,047	123,463	13,760	152,327	8,644	72,708	4,066	45,874
All other..... "	91,058	747,339	96,331	821,711	103,441	982,750	66,591	594,680	93,802	936,032
Lumber,—										
Basswood..... "	2,895	61,500	3,074	70,446	4,010	93,414	2,051	62,888	1,009	24,595
Battens..... "		8,209		57,421		39,297		17,625		
Deals, pine..... St. hd.	26,725	1,694,277	25,385	1,652,437	24,232	1,564,518	18,148	1,416,909	19,956	1,386,708
" spruce and other..... "	138,869	5,321,790	158,789	6,461,280	158,535	6,939,010	154,262	6,013,051	134,835	5,513,543
Deal ends..... "	7,918	305,271	9,147	367,154	8,291	344,211	7,749	314,095	6,086	228,399
Hickory..... M. ft.									26	1,318
Joists..... "			101	1,510						
Laths..... M.	706,962	1,623,105	762,671	1,882,950	700,041	1,706,032	671,092	1,732,294	700,789	1,789,969
Palings..... "	65	955	101	1,019	4,308	73,292	4,646	12,620	80	865
Pickets..... "	31,167	182,069	46,553	222,968	35,033	191,993	30,859	184,247	39,722	214,355
Planks and boards..... M. ft.	1,003,185	19,167,778	1,253,275	23,252,705	1,127,723	21,509,709	1,056,440	19,339,728	1,148,940	20,839,098
Scantling..... "	67,682	813,620	99,003	1,293,855	88,902	1,202,832	87,848	1,180,905	106,312	1,494,238
Shingles..... M.	1,093,812	2,531,755	938,612	2,531,443	735,557	1,681,761	598,475	1,481,488	564,019	1,409,116
Shooks..... "		116,715		240,721		289,074		243,103		265,042
Staves and headings..... "		90,201		94,479		104,633		85,534		57,707
Other lumber..... "		412,564		558,588		391,864		282,177		248,196
Poles, hoop, telegraph and other..... "		44,153		56,177		78,065		74,190		66,908
Match blocks..... "		3,121		40,458		62,801		2,727		4,357
Masts and spars..... No.	754	3,370	983	4,544	481	3,960	727	6,138	319	4,624
Piling..... "		76,065		131,518		171,748		202,754		130,600
Posts, cedar, tamarack and other..... "		32,373		46,930		34,228		30,229		24,142
Shingle bolts of pine or cedar..... Cords	12,687	48,808	16,730	73,544	10,920	37,204	12,882	47,705	7,853	27,769
Sleepers and railway ties..... No.	886,872	233,773	1,894,475	422,214	1,031,272	357,261	801,887	232,169	562,175	195,901
Stave bolts..... Cords	745	1,257	48	124			60	679		
Timber, square,—										
Ash..... Tons	570	9,559	380	5,689	247	4,169	64	1,067	104	2,205
Birch..... "	11,118	119,104	11,824	134,358	9,185	117,006	13,516	162,657	18,698	231,182

SESSIONAL PAPER No. 10

Elm.	2,422	68,396	2,097	48,953	5,673	157,996	3,295	119,638	3,225	78,827
Maple	1,020	33,509	23	182	52
Oak	2,816	78,252	653	16,878	6,307	151,229	7,659	135,683	974	25,826
Pine, red	1,525	43,880	4,400	134,412	1,631	89,578	1,866	64,144
Pine, white	21,872	689,629	18,020	562,268	19,055	598,774	20,891	784,894	26,289	940,894
All other timber	21,912	134,909	2,670	31,993	1,198	14,259	2,020	24,758	1,763	20,070
Wood for wood pulp	794,986	4,356,391	965,271	6,076,628	936,791	6,092,715	879,775	5,697,901	1,003,594	6,806,445
Other wood, unmanufactured	5,457	1,365	4,071	7,740	3,979
Total, wood, unmanufactured	39,575,826	47,427,298	45,343,935	40,817,805	43,192,920
Wood, manufactured :-										
Barrels, empty	No.	22,308	22,410	27,682	16,091	15,703	27,914	18,100	23,493	28,903
Doors, sashes and blinds	29,169	90,326	22,176	11,283
Household furniture	255,292	252,336	385,854	381,506
Matches	131,365	85,663	803	1,107
Match splints	3,555	1,786	9,876	1,329
Mouldings, trimmings, &c.	2,817	1,767
Pails, tubs, curnas and other hollow woodware	13,349	15,050	7,316	6,865
Spoolwood and spools	80,977	95,052	59,146	57,373
Wood pulp,--										
Chemically prepared	Cwt.	829,585	864,606	1,638,846	721,428	1,308,101	885,239	1,587,535	1,112,457	2,100,842
Mechanically ground	"	4,162,509	5,038,850	3,545,751	5,867,227	4,407,431	5,023,568	3,606,770	4,749,719	3,408,702
Other wood, manufactured	338,918	459,858	477,924	429,596
Total wood, manufactured	5,081,221	6,094,844	6,661,306	6,022,817	6,426,273
Total wood and manufactures of	14,557,047	53,522,142	52,005,241	46,810,622	49,619,193
Wood and manufactures of :-										
Woolfens	74,658	62,648	43,614	59,365	69,439
Wool, raw	Lbs.	1,080,824	2,320,746	538,077	1,190,924	237,776	747,386	148,418	976,606	193,500
Total, wool and wfs. of	276,834	600,725	301,390	208,373	282,939
Total exports--Canadian produce	242,693,684	279,247,551	274,316,553	290,223,857	355,754,600
Foreign produce	17,318,782	19,516,442	15,683,657	17,492,294	21,313,755
Total exports (mdse.)	259,922,366	298,763,993	290,000,210	307,716,151	377,068,355
Coin and bullion	1,589,793	2,594,536	7,196,155	7,601,099	16,103,702
Grand totals, exports	261,512,159	301,358,529	297,196,365	315,317,250	393,232,057

+ GEORGE V., A. 1914

No. 20—STATEMENT of the Quantities and Values of the Principal Articles

(From Canadian

PRINCIPAL ARTICLES.	QUANTITIES AND VALUES.					
	1899.	1900.	1901.	1902.	1903.	1904.
Ale, beer and porter..... { Galls.	340,387	399,257	388,617	408,733	507,184	588,719
{ \$	168,291	223,571	207,998	206,481	249,702	299,166
Animals, living:—						
Cattle..... { No.	2,264	3,654	9,112	11,395	38,641	37,510
{ \$	111,158	171,652	317,889	293,747	657,996	555,576
Horses..... { No.	15,997	13,072	10,189	20,909	32,404	33,808
{ \$	700,990	747,125	672,206	1,234,694	2,059,487	2,158,426
Sheep..... { No.	39,599	46,884	84,011	140,354	80,282	72,723
{ \$	96,213	133,202	185,975	386,333	217,342	207,167
Other animals..... \$	116,261	108,172	76,271	71,567	105,255	101,147
Total animals living... \$	1,024,622	1,160,151	1,252,341	1,986,341	3,040,080	3,022,316
Asphaltum or asphalt, solid.. { Cwt.	180,685	62,282	56,986	75,522	66,937	156,321
{ \$	95,800	68,748	67,587	102,317	96,046	139,026
Baking powder..... { Lbs.	348,709	392,703	377,762	306,903	364,161	405,633
{ \$	96,202	103,208	110,246	89,188	108,362	121,343
Books, pamphlets, &c.:—						
Bank notes, bonds, bills of exchange, &c., unsigned and other commercial blank forms printed or lithographed, N.O.P..... \$	29,535	38,762	65,014	64,754	77,734	91,976
Books, printed, periodicals and pamphlets, N.O.P..... \$	681,493	654,621	728,098	700,047	768,907	850,483
Bibles, prayer books, psalm and hymn books, &c..... \$	143,882	143,786	163,267	167,834	202,517	216,849
Books, not printed in Canada, for use of colleges, &c., free libraries, college libraries, &c., and law societies, and being the property of such library and not in any case the property of individuals; also books in print more than 12 years..... \$	165,343	227,504	203,644	189,867	226,761	238,878
Labels, shipping tags and railroad or other tickets, lithographed or printed, N.O.P. \$	65,260	78,202	65,389	80,100	112,919	135,759
Newspapers, and quarterly, monthly and semi-monthly magazines and weekly literary papers, unbound..... \$	130,878	135,861	151,571	145,809	159,471	186,126
Pamphlets, advertising pictures, pictorial show cards, illustrated advertising periodicals, price lists and advertising calendars, &c.... { Lbs.	301,223	271,088	283,922	318,167	396,58	406,735
{ \$	67,828	66,712	66,855	76,519	88,185	95,673
Printed music, bound or in sheets, and music for mechanical players..... \$	29,174	34,818	33,266	47,682	76,177	75,250
Other books, &c..... \$	132,979	187,662	186,497	195,547	244,377	301,382
Total books, &c. \$	1,446,372	1,567,928	1,663,601	1,668,159	1,957,048	2,192,376

SESSIONAL PAPER No. 10

of Merchandise Imported into Canada, during each Fiscal Year, 1899 to 1913.

Returns.)

QUANTITIES AND VALUES.

1905.	1906.	1907. (9 mos.)	1908.	1909.	1910.	1911.	1912.	1913.
665,097 349,288	760,777 412,080	756,985 420,444	1,140,795 675,794	897,037 509,813	955,360 559,616	1,224,291 759,092	1,459,128 939,642	2,067,029 1,388,721
20,300 356,565	14,864 249,972	4,799 96,674	3,652 132,962	3,162 85,849	1,422 92,413	3,699 138,199	3,559 174,862	8,755 257,026
13,770 1,754,872	20,091 2,278,059	19,067 2,601,883	8,241 2,128,131	7,715 2,137,890	12,191 2,679,338	12,606 2,762,025	26,119 4,368,781	22,634 3,690,799
85,202 220,802	70,496 210,860	74,494 237,025	55,003 254,799	44,741 211,748	39,181 194,836	68,889 237,476	192,618 579,890	229,771 627,677
408,849	471,831	62,624	152,237	113,889	151,630	225,940	344,620	266,127
2,741,088	3,210,722	2,418,206	2,663,129	2,549,376	3,118,217	3,363,640	5,468,153	4,841,629
112,368 133,564	158,273 172,641	263,017 239,811	311,212 327,407	352,285 337,289	433,526 356,627	512,627 452,250	623,701 552,171	1,043,951 847,162
478,075 141,856	378,734 106,636	293,957 83,914	446,128 128,225	479,324 135,804	535,000 152,749	418,346 117,609	540,120 153,498	667,657 179,180
104,728	125,035	140,784	209,425	178,670	175,210	204,890	233,921	291,116
985,157	1,046,511	918,660	1,193,334	1,178,558	1,325,707	1,547,376	1,848,833	2,130,717
230,571	238,655	147,743	242,605	234,820	356,839	306,897	298,393	363,792
256,249	282,947	248,542	378,634	419,713	442,223	468,681	539,475	633,654
149,181	170,926	116,097	151,694	138,266	178,204	197,163	249,162	356,393
225,154	314,363	271,210	470,024	641,483	738,653	870,269	960,734	1,138,867
507,117 124,043	671,625 161,016	483,762 121,799	810,353 193,572	854,566 221,458	1,142,509 321,291	1,432,283 380,888	1,803,142 506,023	2,433,454 714,212
87,745 271,928	110,266 272,656	93,205 244,173	143,903 383,085	154,073 331,827	167,108 346,175	220,211 401,479	288,906 409,606	286,436 603,354
2,434,756	2,722,375	2,296,213	3,366,326	3,498,868	4,051,410	4,597,851	5,335,053	6,518,541

4 GEORGE V., A. 1914

No. 20—STATEMENT of the Quantities and Values of the Principal

PRINCIPAL ARTICLES.	QUANTITIES AND VALUES.					
	1899.	1900.	1901.	1902.	1903.	1904.
Breadstuffs, &c., viz.:—						
Biscuits { Lbs. 544,179 459,494 407,662 369,034 413,933 452,699	{ \$ 38,005 35,779 29,810 27,717 33,738 39,667					
Cereal foods..... \$						
Macaroni and vermicelli. { Lbs. 761,431 748,911 783,047 939,951 1,595,014 2,207,618	{ \$ 33,863 35,580 35,574 44,671 64,186 82,030					
Rice, cleaned. { Lbs. 10,591,950 11,001,739 15,089,371 14,303,576 17,586,417 18,536,794	{ \$ 232,642 226,896 317,020 298,295 371,887 424,926					
" uncleaned, unhulled or } Lbs. 17,287,812 15,372,009 14,958,891 11,199,134 20,451,226 8,689,678	{ \$ 183,115 187,947 178,547 146,728 276,874 141,707					
Other breadstuffs N.O.P. \$	160,398	225,702	254,480	388,758	465,763	320,780
Total breadstuffs N.E.S.. \$	648,023	711,904	815,461	906,169	1,212,448	1,009,110
Grain, viz.:—						
Corn..... { Bush. 24,152,980 18,110,183 14,774,232 4,983,565 6,861,115 10,772,154	{ \$ 9,245,038 7,163,455 6,648,081 2,770,456 3,737,383 5,416,770					
Oats..... { Bush. 837,367 1,315,630 2,523,092 322,454 166,662 70,372	{ \$ 292,060 422,977 946,511 131,818 70,651 32,907					
Wheat { Bush. 8,111,327 5,947,489 8,416,580 9,487,255 7,296,831 4,988,833	{ \$ 7,020,521 4,542,170 6,370,314 7,217,137 5,556,705 3,849,308					
Other grain..... \$	356,822	337,268	380,444	286,552	534,121	211,680
Total grain..... \$	16,914,441	12,465,900	14,345,350	10,405,963	9,898,860	9,510,665
Grain products, viz.:—						
Bran, mill feed, &c..... \$	64,318	74,266	90,493	104,519	108,628	92,498
Corn meal { Bbls. 49,924 40,388 27,219 26,136 25,390 48,551	{ \$ 82,275 76,413 57,684 66,033 65,431 122,640					
Wheat flour..... { Bbls. 69,428 55,569 49,403 49,988 33,818 42,827	{ \$ 233,534 181,899 156,009 155,544 111,056 169,357					
Other grain products..... \$	111,965	99,683	140,839	93,040	161,221	105,958
Total grain products..... \$	492,092	432,261	445,025	419,136	446,336	490,453
Total breadstuffs..... \$	18,054,556	13,610,065	15,605,836	11,731,268	11,557,644	11,010,228
Bricks, clays and tiles:—						
Bricks:—						
Building..... { M 2,611 1,792 2,800 4,077 2,881 13,455	{ \$ 21,306 19,305 20,677 33,802 28,493 117,468					
Fire..... \$	165,482	383,814	451,292	374,724	517,375	403,814
Paving..... { M 1,161 2,145 900 1,030 1,337 1,986	{ \$ 17,937 39,579 10,414 16,788 18,811 29,753					
China clay..... { Cwt. 134,199 192,945 140,463 136,609 173,244 202,119	{ \$ 47,270 53,215 47,419 54,331 61,931 74,327					
Other bricks, clays &c. \$	86,116	126,180	163,195	162,234	190,442	144,208
Total bricks, &c..... \$	338,111	622,093	692,997	641,879	817,052	769,570
Bristles..... { Lbs. 106,725 107,387 66,051 107,850 115,400 104,493	{ \$ 74,140 84,105 60,691 78,920 92,388 83,202					

SESSIONAL PAPER No. 10

Articles of Merchandise Imported into Canada, &c.—*Continued.*

QUANTITIES AND VALUES.

1905.	1906.	1907. (9 mos.)	1908.	1909.	1910.	1911.	1912.	1913.
497,812 43,726	530,653 54,195	631,115 62,808	992,663 96,910	1,177,536 114,284	1,237,181 145,471	2,090,172 237,184	2 238,137 242,319	2,390,026 275,260
214,922	153,299	147,861	190,547	242,114	253,416	333,621	249,493	353,198
2,609,962 93,123	2,785,335 106,581	2,378,374 102,529	4,354,723 185,245	4,474,658 175,444	4,658,525 219,687	5,199,804 238,810	6,852,701 307,951	8,251,886 395,228
16,684,898 342,448	16,823,664 348,917	8,044,818 186,169	13,098,649 315,672	12,823,392 334,404	13,075,212 291,030	11,510,057 266,144	13,200,390 327,269	13,492,797 400,912
15,793,727 214,001	13,092,156 296,349	13,488,229 239,909	30,838,757 657,967	33,666,311 784,107	30,348,091 570,129	35,750,738 636,302	44,198,134 908,621	42,266,475 1,079,146
222,210	162,992	181,993	281,052	152,465	159,849	230,772	309,210	389,356
1,130,430	1,122,333	941,269	1,727,393	1,802,818	1,639,582	1,942,833	2,344,863	2,893,100
11,575,489 6,179,209	12,030,679 6,582,793	10,878,520 5,714,817	15,294,869 8,983,863	6,304,213 4,473,686	7,444,151 5,208,090	13,931,270 8,415,597	19,303,198 12,684,955	9,879,842 6,207,698
2,250,980 730,721	2,616,145 1,196,300	484,554 176,791	163,189 88,247	521,571 330,096	42,155 29,529	48,565 24,003	695,718 366,193	3,889,916 1,554,644
230,995 196,768	676,696 579,639	1,364,434 1,167,434	5,803,452 5,138,455	10,498,539 9,431,405	11,508,277 12,071,354	4,828,548 5,214,091	2,808,385 2,837,706	8,219,345 8,131,297
521,011	1,064,214	352,269	212,214	614,997	389,561	289,774	280,212	1,435,610
7,627,709	9,422,946	7,411,311	14,422,779	14,850,184	17,698,534	13,943,465	16,169,066	17,329,249
54,102	72,328	57,527	87,093	77,678	220,595	31,570	38,505	71,030
25,137 67,709	27,054 71,275	23,777 62,684	26,897 78,778	34,893 116,764	33,335 106,558	41,994 122,738	41,899 124,921	55,730 176,779
43,128 190,025	43,963 174,079	34,128 117,913	43,158 175,794	39,246 170,989	31,842 158,220	61,209 247,775	47,068 198,808	59,175 268,617
105,603	92,538	35,361	33,131	65,073	85,276	104,444	50,746	162,536
417,439	410,220	273,485	374,796	430,504	570,649	506,527	412,980	678,962
9,175,578	10,955,499	8,626,065	16,524,968	17,083,506	19,908,765	16,392,825	18,926,909	20,901,311
25,515 168,122	21,934 194,897	8,495 88,144	13,809 139,185	10,896 108,835	30,442 218,113	32,748 309,553	51,073 465,997	85,993 808,818
436,941	591,854	506,801	639,347	350,457	519,454	864,465	860,763	1,000,516
2,350 32,578	4,104 46,008	2,182 23,256	5,340 61,346	17,483 101,187	18,134 138,763	10,836 130,861	11,538 165,650	12,043 159,854
246,402 94,501	176,034 65,909	292,181 78,772	257,768 97,236	219,318 90,922	260,000 101,007	367,052 144,904	366,185 120,262	419,688 145,425
206,419	322,245	251,944	410,297	353,630	582,207	745,106	1,107,794	1,516,126
938,561	1,220,913	948,917	1,347,411	1,005,031	1,559,544	2,194,889	2,720,466	3,630,739
126,404 98,921	133,696 112,788	123,091 95,530	153,087 124,534	100,207 77,998	194,720 129,204	223,866 167,025	242,848 192,707	270,816 229,126

4 GEORGE V., A. 1914

No. 20—STATEMENT of the Quantities and Values of the Principal

PRINCIPAL ARTICLES.	QUANTITIES AND VALUES.					
	1899.	1900.	1901.	1902.	1903.	1904.
Broom corn..... \$	108,251	134,384	212,037	202,487	165,231	197,982
Brooms and brushes..... \$	159,547	191,463	194,950	222,411	248,819	278,156
Carriages, viz.:—						
Automobiles..... { No.						362
..... { \$						317,700
Automobile parts..... \$						
Bicycles, tricycles, &c..... { No.	26,744	14,541	10,887	5,862	4,451	3,896
..... { \$	497,161	234,384	153,346	81,714	60,500	52,323
Buggies, farm wagons, carts, { No.	3,255	2,606	2,174	3,940	5,277	6,896
pleasure carts or rigs, &c. { \$	158,948	127,969	126,982	199,858	268,335	367,816
Cars, railway box and flat.. { No.	314	708	751	992	276	278
..... { \$	32,362	125,787	276,997	443,931	61,558	181,110
" passenger..... { No.		23	109	36	52	22
..... { \$	74,812	28,516	46,597	45,611	56,651	112,833
" parts of..... \$	209,139	442,992	188,995	371,346	403,199	316,575
Other carriages &c..... \$	410,544	454,289	329,650	287,904	355,454	401,514
Total carriages &c..... \$	1,382,966	1,413,937	1,122,567	1,430,364	1,205,697	1,749,421
Cement, viz.:—						
Portland..... { Cwt.	1,434,844	1,312,170	1,614,666	2,022,566	2,572,088	2,379,962
..... { \$	471,951	501,521	660,544	861,751	901,063	965,526
Other cement..... \$	12,420	19,072	15,224	30,020	22,614	19,696
Total cement..... \$	484,371	520,593	675,768	891,771	923,677	985,222
Clocks and parts of..... \$	186,398	199,518	208,032	233,790	270,717	289,478
Coal and coke, viz.:—						
Anthracite..... { Tons	1,745,460	1,654,401	1,933,283	1,652,451	1,456,713	2,275,018
..... { \$	6,490,509	6,602,912	7,923,950	7,021,939	7,028,664	10,461,223
Bituminous..... { Tons	2,448,499	3,236,903	3,097,691	3,740,111	4,313,451	5,007,929
..... { \$	3,744,153	4,546,698	5,556,253	6,285,899	8,652,632	10,303,231
Coke..... { Tons	141,284	187,878	308,786	267,142	256,723	221,050
..... { \$	362,826	506,839	680,138	842,815	1,222,756	765,123
Other coal &c..... \$					19,087	32,476
Total coal &c..... \$	10,597,488	11,656,449	14,160,341	14,150,653	16,923,139	21,562,053
Cocoa, chocolate, and prepara- f Lbs.	1,583,669	2,012,816	2,277,619	2,199,758	3,114,576	3,718,644
tions of..... { \$	307,577	390,821	438,417	414,351	561,270	654,500
Coffee and imitations of:—						
Coffee, green..... { Lbs.	5,185,602	4,913,233	3,850,838	5,874,856	6,227,059	5,498,699
..... { \$	510,840	490,594	405,413	507,727	525,111	495,752
Other coffee &c..... \$	66,280	81,909	88,332	83,102	69,511	117,191
Total coffee &c..... \$	577,120	572,503	493,775	590,829	594,622	612,943

SESSIONAL PAPER No. 10

Articles of Merchandise Imported into Canada, &c.—Continued.

QUANTITIES AND VALUES.

1905.	1906.	1907. (9 mos.)	1908.	1909.	1910.	1911.	1912.	1913.
175,412	196,084	167,654	238,513	246,701	432,146	389,173	437,001	377,462
296,104	286,037	275,422	380,043	284,279	368,893	482,765	551,146	697,210
408	460	350	705	532	1,457	3,514	6,662	8,419
485,090	672,128	534,620	990,343	589,240	1,816,164	4,214,082	6,551,345	9,870,554
			126,441	126,260	275,661	519,692	879,471	779,402
3,183	2,371	1,511	2,898	3,443	4,698	16,173	11,309	12,619
51,931	10,404	25,481	48,116	48,642	67,474	153,927	186,444	193,283
5,235	6,832	6,234	6,612	4,416	6,934	13,800	14,928	15,953
277,805	349,739	306,333	356,050	245,582	343,670	692,541	720,274	754,497
527	473	455	645	1,063	306	358	1,911	8,151
108,005	297,899	125,858	215,071	230,918	123,645	221,279	1,536,761	6,488,672
43	76	21	52	148	161	38	23	101
46,748	393,828	8,185	250,399	247,991	143,138	62,039	213,776	304,191
316,505	335,657	289,192	408,534	170,988	294,835	349,875	308,939	470,962
397,358	435,492	306,488	469,853	392,178	659,935	1,029,915	1,401,322	2,080,837
1,683,442	2,525,177	1,596,157	2,864,807	2,051,799	3,724,522	7,243,350	11,798,332	20,942,398
3,250,053	2,861,416	1,556,601	2,422,412	1,454,614	490,809	1,283,121	2,592,025	4,958,814
1,240,830	971,127	524,003	846,117	473,211	159,040	494,446	937,004	1,955,177
29,172	31,895	16,894	19,158	5,733	7,678	6,251	7,821	10,680
1,270,002	1,003,622	540,897	865,275	478,944	166,718	500,697	944,825	1,965,857
307,527	342,894	259,712	361,251	316,392	414,495	504,257	537,559	719,448
2,604,137	2,200,863	2,014,846	3,091,159	3,059,663	3,152,851	3,465,774	4,118,379	4,237,316
12,093,371	10,304,303	9,487,574	14,199,609	14,034,020	14,456,315	15,750,340	19,306,639	20,399,279
5,092,626	5,516,019	4,752,946	8,469,039	7,194,560	8,069,424	8,581,691	11,170,350	12,097,060
9,196,193	9,289,863	8,699,847	16,357,982	13,586,641	14,498,656	16,208,576	21,425,223	22,799,632
371,593	480,222	430,536	619,269	466,292	702,053	763,276	642,220	710,377
807,842	1,311,375	1,132,680	2,166,036	1,136,624	1,695,603	1,892,321	1,644,931	2,029,445
46,862	34,591	17,156	4,802	3,922	22,757	24,205	53,227	76,251
22,144,268	20,040,132	19,337,257	32,728,429	28,761,207	30,673,331	33,875,442	42,430,020	45,304,607
4,142,072	4,462,953	3,863,825	5,572,985	5,587,908	6,523,111	7,977,772	10,379,525	11,121,974
744,637	786,424	762,362	1,269,784	1,058,810	1,124,299	1,431,552	1,779,948	1,949,577
6,652,696	7,392,601	6,289,486	8,129,205	9,387,997	11,968,684	10,820,307	12,483,184	15,233,920
641,812	749,399	606,243	755,614	884,874	1,199,162	1,268,676	1,845,684	2,458,134
93,998	94,588	73,209	106,068	126,267	130,970	139,301	163,618	268,344
735,810	843,987	679,452	861,682	1,011,141	1,330,132	1,407,977	2,009,302	2,726,478

4 GEORGE V., A. 1914

No. 20—STATEMENT of the Quantities and Values of the Principal

PRINCIPAL ARTICLES.	QUANTITIES AND VALUES.					
	1899.	1900.	1901.	1902.	1903.	1904.
Cordage, twine and mfrs. of :—						
Twine for harvest binders, { Lbs.	10,629,286	8,017,688	9,674,268	14,927,302	14,204,515	12,627,988
of jute, &c. { \$	818,412	866,892	928,096	1,507,344	1,810,238	1,459,704
Other cordage. \$	176,926	147,256	253,584	465,862	572,078	349,376
Total cordage, &c. \$	995,338	1,014,148	1,181,680	1,973,206	2,382,316	1,809,080
Cotton and mfrs. of :—						
Clothing ;—						
Socks and stockings. { Doz. prs.					165,361	177,790
..... { \$	138,673	147,043	175,032	216,767	209,165	234,481
Other clothing. \$	403,075	460,469	386,202	470,422	615,813	752,274
Embroideries white and cream						
coloured \$	177,109	297,892	316,473	366,522	414,740	358,503
Fabrics ;—						
Gray or unbleached and { Yds.	8,577,047	9,278,833	18,083,452	13,819,501	17,765,193	18,145,109
white or bleached. { \$	553,572	642,714	1,053,755	877,541	1,050,170	1,277,775
Printed or dyed, N.O.P.. { Yds.	35,510,093	34,825,977	30,799,539	36,193,723	37,328,497	35,003,933
..... { \$	3,091,489	3,304,729	2,952,858	3,482,253	3,539,368	3,556,560
Uncoloured cotton fabrics, viz:						
Scrims and window scrims,						
cambric cloths, muslin						
apron checks, brilliants,						
cords, piques, &c., Swiss						
jaconet and cambric { Yds.	1,896,537	1,903,325	1,469,140	2,224,600	2,654,114	2,277,812
muslin { \$	156,504	159,518	134,755	190,524	210,670	193,170
Velveteens, velvet and { Yds.	1,000,400	949,949	1,246,900	1,591,232	1,566,752	1,451,223
plush, N.O.P. { \$	220,254	217,722	296,909	381,190	380,772	339,084
Handkerchiefs. \$	159,872	144,881	200,597	233,409	233,516	290,370
Lace, white and cream colour-						
ed. \$						
Raw cotton or cotton wool. { Lbs.	51,809,661	54,912,849	49,064,959	64,225,764	67,942,139	48,660,577
..... { \$	3,129,579	4,229,198	4,773,993	5,599,031	5,968,833	5,955,145
Sheets, bed quilts, pillow cases						
and damask of cotton in the						
piece, including uncoloured						
table cloths or napkins of						
cotton. \$	72,755	92,830	84,571	110,673	129,207	147,839
Thread, sewing, in hanks. { Lbs.	508,533	672,062	613,870	594,755	669,528	664,459
..... { \$	253,496	389,285	377,781	346,629	401,469	417,552
Thread, sewing, on spools. \$	282,864	255,237	262,054	254,858	300,740	300,004
Cotton waste, not dyed. { Lbs.	4,263,270	5,570,526	4,939,020	5,132,084	5,633,880	7,115,898
..... { \$	171,638	279,647	267,431	265,058	290,275	444,835
Yarns, knitting, hosiery or { Lbs.	307,505	521,327	414,736	210,013	121,016	202,825
other cotton yarn { \$	64,100	99,581	92,215	41,604	27,662	51,061
Yarns, N.E.S. { Lbs.	1,294,614	941,134	654,091	1,355,989	817,485	910,503
..... { \$	212,365	221,612	192,760	249,073	262,311	291,862
Other cotton and mfrs. of. \$	473,703	561,002	609,332	630,058	900,656	598,415
Total cotton and mfrs. of. \$	9,561,048	11,503,360	12,173,718	13,715,612	14,934,767	15,508,930
Curtains. \$	392,020	412,047	435,805	476,378	590,632	606,356

SESSIONAL PAPER No. 10

Articles of Merchandise Imported into Canada, &c.—*Continued.*

QUANTITIES AND VALUES.

1905	1906.	1907. (9 mos.)	1908.	1909.	1910.	1911.	1912.	1913.
11,404,052 1,294,553 319,609 1,614,162	14,762,545 1,650,741 362,350 2,013,091	15,676,309 1,647,780 480,560 2,128,340	14,207,938 1,507,810 393,150 1,905,960	14,936,861 1,469,894 252,844 1,722,738	22,161,179 1,772,585 381,886 2,154,471	27,132,488 2,104,111 428,506 2,532,617	29,836,997 2,136,841 469,685 2,606,526	29,752,123 2,320,351 658,184 2,978,535
181,845 233,312 856,612 359,829 16,622,892 1,211,619 31,915,998 3,285,821	247,094 314,368 1,033,978 536,604 16,112,019 1,320,310 36,259,318 3,608,467	178,769 235,633 886,556 1,075,339 19,985,967 1,675,523 31,528,139 3,161,063	424,892 594,663 1,564,013 1,170,150 45,591,659 3,322,371 49,051,946 4,758,093	311,909 416,579 1,250,715 780,359 20,039,440 1,571,386 39,111,134 3,589,401	535,943 667,207 1,958,709 1,127,624 36,221,427 2,769,086 62,329,306 5,901,581	781,601 949,562 2,591,141 1,261,678 35,772,344 2,968,357 64,168,310 6,037,064	741,137 878,337 3,136,782 1,499,392 36,236,491 3,015,328 58,402,367 5,778,252	868,487 1,119,367 4,052,532 1,566,508 50,768,129 4,079,613 71,443,205 7,053,251
1,709,798 132,874 1,679,965 412,938 312,785	2,184,317 186,555 1,842,146 469,779 335,733	1,753,181 163,004 1,542,405 397,914 314,820	2,345,900 238,838 1,933,309 525,400 556,699	994,382 82,470 1,354,662 333,614 368,592	980,199 77,032 2,230,743 470,371 539,041	456,757 38,149 2,376,181 717,870 605,820	499,042 38,217 2,653,230 766,289 626,315	538,738 37,483 3,445,575 998,159 835,111
56,682,675 5,617,044	68,001,047 7,626,625	61,462,760 6,631,489	52,255,231 6,096,487	65,316,000 6,615,291	68,683,508 9,384,801	81,262,163 11,757,105	72,793,905 7,932,467	77,457,809 8,735,191
150,351 610,635 351,176 318,845 6,976,765 422,207 235,233 59,285 1,053,180 322,812 780,639 14,858,149 568,706	202,866 641,002 384,044 355,694 9,548,458 613,100 191,473 45,644 1,192,635 388,153 949,911 18,371,831 633,991	192,696 478,630 334,888 255,127 4,791,994 253,169 355,534 79,928 760,851 282,761 789,794 16,759,704 524,605	357,511 761,540 597,717 515,937 546,344 132,021 1,104,163 500,575 1,388,506 23,683,341 770,956	264,197 576,427 388,946 310,617 304,044 66,270 963,276 374,215 1,259,344 18,609,542 489,700	453,995 873,791 529,430 502,047 426,344 117,394 1,664,646 650,401 1,807,563 28,103,286 705,374	620,369 484,982 290,094 525,136 482,066 126,589 2,009,585 938,012 2,416,583 32,926,080 741,724	788,725 261,372 182,729 523,742 582,745 144,358 2,353,651 1,141,130 3,171,368 30,959,149 686,216	1,117,156 337,054 192,898 506,605 755,693 207,008 2,711,727 1,233,388 4,615,637 38,045,994 735,821

4 GEORGE V., A. 1914

No. 20—STATEMENT of the Quantities and Values of the Principal

PRINCIPAL ARTICLES.	QUANTITIES AND VALUES.					
	1899.	1900.	1901.	1902.	1903.	1904.
Drugs, dyes, chemicals, viz. :—						
Aniline dyes, and coal tar dyes, in bulk or packages of not less than 1 lb. including alazarine and artificial alazarine	Lbs. 640,203 \$ 179,659	950,458 300,946	916,594 290,136	1,114,165 343,737	1,219,386 384,916	1,271,913 385,751
Borax, in bulk of not less than 25 lbs.	Lbs. 1,820,066 \$ 65,664	2,290,381 78,445	1,945,068 64,720	2,186,787 73,725	2,393,358 75,093	2,564,170 84,724
Brimstone, crude, or in roll or flour, and sulphur, crude, in roll or flour.	Lbs. 24,517,026 \$ 265,799	21,128,656 215,433	23,816,651 270,608	24,640,735 325,307	24,412,737 259,123	19,364,730 204,663
Cream of tartar in crystals.	Lbs. 782,870 \$ 116,632	887,588 134,852	1,051,170 167,611	1,080,116 163,514	1,015,376 167,780	1,144,350 199,467
Glycerine	Lbs. 1,134,185 \$ 113,577	1,744,634 180,437	1,748,414 207,652	2,048,897 233,708	1,731,041 208,871	2,258,977 265,161
Gums, viz. :—						
Amber, Arabic, Australian, copal, damar, elemy, kaurie, mastic, sandaric, senegal, tragacanth, gedda, barberry, pontianac and lac, crude, seed, button, stick, and shell	Lbs. 1,343,796 \$ 198,218	1,445,326 194,128	3,016,200 611,304	2,818,055 473,358	1,754,876 287,737	1,810,445 315,901
Chicle or Sappato gum crude	Lbs. 140,940 \$ 26,527	253,222 49,376	280,043 53,628	1,893,704 406,443	2,643,255 590,320	2,193,005 531,416
Gums, opium, crude.	Lbs. 65,560 \$ 194,488	59,367 196,076	85,513 309,858	72,806 249,888	64,560 196,315	50,652 194,652
Liquorice, in paste, rolls or sticks	Lbs. 1,805,552 \$ 126,293	1,489,416 104,660	1,575,345 112,103	1,952,302 132,660	2,073,683 147,274	2,607,205 259,315
Logwood, fustic and oak bark, extract of.	Lbs. 4,836,122 \$ 176,747	5,407,903 208,017	5,897,509 220,778	9,989,651 344,429	13,522,100 460,945	14,005,789 451,175
Medicines proprietary.	\$ 331,195	345,658	378,717	390,541	456,587	489,325
Soda, nitrate of, soda ash, soda caustic in drums, bicarbonate of soda, sal soda, and silicate of soda, in crystals or in solution.	Lbs. 36,261,418 \$ 346,063	34,507,271 403,427	41,063,295 509,278	35,881,930 447,273	45,232,704 603,136	49,203,548 634,884
Other drugs, &c.	\$ 1,790,697	1,722,608	1,840,714	1,977,423	2,104,902	1,939,462
Total drugs, &c.	\$ 3,931,559	4,134,063	5,037,107	5,563,906	5,942,999	5,955,896
Earth-ware and chinaware :—						
China and porcelain ware N.O.P.	\$ 261,214	264,989	336,093	342,479	375,951	421,393
C. C. or cream-coloured ware, decorated, printed or sponged, and all earthenware, N.O.P.	\$ 462,779	439,808	501,680	509,318	701,019	958,534
Tableware of china, porcelain, white granite or iron-stone ware.	\$
Other earthenware, &c.	\$ 179,453	261,457	301,285	376,189	300,480	226,416
Total earthenware.	\$ 903,446	966,254	1,139,058	1,227,986	1,356,450	1,606,343

SESSIONAL PAPER No. 10

Articles of Merchandise Imported into Canada, &c.—*Continued.*

QUANTITIES AND VALUES.

1905.	1906.	1907. (9 mos.)	1908.	1909.	1910.	1911.	1912.	1913.
1,158,134 350,904	1,457,385 374,893	1,149,583 267,264	1,516,566 361,388	1,342,688 310,393	1,722,187 418,565	2,052,509 447,456	2,202,124 467,366	2,411,420 555,075
2,819,768 88,923	2,493,496 78,277	2,126,206 73,820	3,145,637 114,880	2,805,258 87,383	2,304,255 84,039	2,979,595 108,018	3,270,247 121,942	3,085,117 112,754
23,435,140 242,251	43,047,672 436,156	25,854,615 277,439	51,806,739 517,249	44,049,172 426,569	42,943,340 430,632	50,562,547 524,473	45,039,790 465,926	72,716,339 759,585
1,161,646 196,376	1,370,221 213,254	1,068,502 159,802	1,341,908 213,267	1,519,937 230,264	1,454,145 205,587	1,462,180 240,430	1,529,778 274,603	1,636,023 276,314
2,962,443 316,488	3,720,383 343,946	3,365,884 310,003	4,351,750 448,420	5,032,612 571,204	5,328,438 709,697	5,388,773 873,253	6,038,829 1,120,982	7,025,125 1,088,916
1,799,168 329,089	1,915,928 353,707	1,559,764 288,337	2,304,418 372,329	1,942,772 296,824	2,785,612 376,829	2,898,632 399,302	3,166,287 434,328	3,768,393 479,200
2,554,564 666,205	4,214,259 1,049,087	3,255,333 1,033,463	5,416,052 1,765,840	6,252,556 2,022,045	5,729,526 1,860,019	7,723,185 2,399,802	6,421,663 2,005,179	9,606,708 3,052,434
45,526 185,217	65,652 285,317	68,938 270,096	92,029 355,406	35,222 149,893	3,576 12,306	7,082 22,205	4,353 23,348	5,604 30,457
1,548,097 119,584	2,556,324 192,218	1,555,240 120,948	2,259,539 176,619	1,686,619 137,170	1,859,899 150,867	1,595,951 129,226	1,780,324 143,904	2,175,539 182,374
16,501,651 393,868	17,595,862 418,837	17,049,920 441,371	19,859,327 540,317	26,203,070 652,337	26,636,896 737,319	31,610,231 912,097	25,360,082 682,690	37,734,257 976,827
497,071	517,711	425,801	605,251	612,051	766,379	918,732	1,128,816	1,353,420
56,417,394 805,485	64,981,618 962,735	53,674,280 813,877	77,091,246 1,230,691	74,926,602 1,148,180	93,200,186 1,349,224	110,964,736 1,518,943	138,427,688 1,665,336	184,539,070 2,576,016
1,928,462	2,204,528	1,932,302	2,735,388	2,504,104	3,072,356	3,748,583	4,083,653	5,116,961
6,119,923	7,430,666	6,414,523	9,437,045	9,148,417	10,173,839	12,233,520	12,618,073	16,560,333
203,380	210,405	135,361	112,227	88,415	89,540	95,033	59,795	69,270
209,089	237,367	181,690	238,317	200,196	223,768	193,064	195,437	300,082
990,695	944,555	874,873	1,565,806	1,209,204	1,259,635	1,638,537	1,764,953	2,145,328
232,129	282,490	231,177	285,977	229,131	270,580	479,059	566,039	728,055
1,635,293	1,674,817	1,423,101	2,202,327	1,726,946	1,843,523	2,405,693	2,587,124	3,242,735

4 GEORGE V., A. 1914

No. 20—STATEMENT of the Quantities and Values of the Principal

PRINCIPAL ARTICLES.	QUANTITIES AND VALUES.					
	1899.	1900.	1901.	1902.	1903.	1904.
Electric apparatus :—						
Electric apparatus, N.O.P., insulators of all kinds, &c., electric and galvanic bat- teries, telegraph and tele- phone instruments.	£ 413,746	612,050	619,131	962,900	1,144,246	1,842,026
Electric motors, generators, dynamoes and sockets.	£ 120,865	230,729	287,045	332,914	427,164	504,571
Other electric apparatus.	£ 20,279	32,549	31,884	77,208	75,079	88,779
Total electric apparatus. .	£ 554,890	875,328	938,060	1,373,022	1,646,489	2,435,376
Embroideries, N.O.P.	£ 47,703	55,254	57,742	62,760	92,631	98,110
Fancy goods :—						
Boxes, fancy, ornamental cases and writing desks, &c.	£ 63,540	65,093	73,310	64,377	77,054	104,897
Braids, bracelets, cords, fringes, tassels, &c.	£ 382,831	404,388	387,760	404,892	517,976	616,191
Feathers, fruits, grains, leaves and flowers, artificial, suit- able for ornamenting hats. .	£ 194,136	173,793	141,039	179,022	161,626	189,248
Feathers, ostrich and vulture, dressed and fancy.	£ 283,024	291,200	218,922	238,541	314,454	391,889
Laces, lace collars, lace nets, &c.	£ 621,967	693,735	797,497	969,807	1,201,175	1,350,238
Toys and dolls of all kinds. .	£ 182,453	199,305	230,369	273,203	312,874	277,754
Other fancy goods.	£ 73,769	76,393	81,825	95,104	128,644	193,953
Total fancy goods.	£ 1,801,720	1,903,907	1,930,722	2,224,946	2,713,803	3,124,170
Fisheries, articles for the use of.	£ 50,380	627,528	653,868	737,400	777,038	751,877
Fish :—						
Anchovies.	£ 86,038	87,324	95,250	107,125	90,426	110,931
Cod, haddock, ling and pol- lock—dry, salted or smoked (Cwt. 59,886 £ 194,091	72,181 272,120	29,225 95,087	71,398 265,099	109,548 367,611	113,474 432,027
Herrings, pickled or salted. {	Lbs. 5,626,134 £ 74,656	9,097,342 119,918	7,891,149 107,881	8,286,277 146,962	9,741,628 157,224	11,444,558 141,653
Oysters, shelled in bulk. . . {	Galls. 162,224 £ 169,599	163,097 178,732	166,096 183,686	170,210 197,701	205,804 251,427	226,146 289,677
Other fish.	£ 407,692	467,839	410,926	437,637	433,177	459,274
Total fish.	£ 932,076	1,125,433	892,830	1,154,524	1,299,865	1,433,562
Flax, hemp, jute and manufac- tures of :—						
Bags or sacks of hemp, linen or jute.	£ 34,784	36,937	63,557	62,017	92,901	75,099
Carpeting, matting and mats of hemp.	£ 153,219	119,383	108,996	99,839	95,024	97,843
Damask of linen, stair linen, napkins, doylies, tray cloths, quilts, and like articles of linen, N.O.P.	£ 368,322	421,370	451,036	477,255	580,020	653,008
Fabrics :—						
Brown or bleached. {	Yds. 1,104,430 £ 89,998	1,562,130 134,744	748,377 62,588	1,470,522 123,344	1,084,561 94,170	1,487,171 129,561
Flax fabrics, unbleached, printed, dyed or coloured. .	£ 415,005	452,846	510,514	511,959	586,913	619,690

SESSIONAL PAPER No. 10

Articles of Merchandise Imported into Canada, &c.—*Continued.*

QUANTITIES AND VALUES.

1905.	1906.	1907. (9 mos.)	1908.	1909.	1910.	1911.	1912.	1913.
1,903,791	2,461,726	2,018,602	2,343,794	1,643,696	2,919,709	4,230,122	4,676,075	6,984,812
848,260	1,003,853	467,233	588,491	333,503	490,967	583,548	983,365	1,589,127
91,901	118,675	105,685	235,462	151,042	280,290	356,850	381,168	524,797
2,843,952	3,584,254	2,591,525	3,167,747	2,128,241	3,690,966	5,170,520	6,040,608	9,098,736
66,789	86,238	87,350	110,762	78,137	109,821	133,880	140,581	141,892
127,578	138,631	128,483	186,777	155,052	199,223	290,314	314,039	361,389
548,649	454,879	333,430	448,262	404,959	527,162	595,721	679,554	656,073
210,890	264,749	306,070	541,600	481,750	497,157	592,633	480,548	785,296
341,516	299,856	356,071	411,042	466,479	614,757	487,723	679,201	710,634
1,365,784	1,704,692	1,088,847	1,022,062	841,050	970,386	1,126,756	1,149,849	1,339,241
335,623	362,440	323,297	561,245	376,488	498,304	728,291	771,001	937,661
140,105	141,927	113,771	121,389	96,845	129,438	187,014	204,058	219,723
3,070,145	3,367,174	2,649,469	3,292,377	2,822,623	3,436,427	4,008,452	4,278,250	5,010,020
812,680	743,933	556,586	1,094,887	915,254	966,145	1,171,561	1,118,552	1,461,152
139,762	150,004	118,562	171,018	226,709	242,737	301,064	272,711	416,825
77,067	187,365	128,089	173,892	169,638	160,221	105,639	154,057	150,455
335,744	844,432	634,393	806,334	654,911	608,633	515,507	823,558	697,022
11,113,568	11,662,107	8,456,670	12,106,658	5,175,971	9,488,545	8,782,367	10,480,816	11,504,311
158,848	206,833	151,214	202,009	125,073	162,075	166,680	213,514	209,134
227,153	219,504	189,239	198,635	193,567	226,128	237,148	251,779	259,793
286,045	278,555	262,544	256,476	228,864	284,347	295,307	321,548	316,950
487,209	516,703	430,459	463,301	390,764	506,543	654,438	724,570	920,808
1,407,608	1,996,527	1,597,172	1,904,138	1,626,321	1,804,335	1,932,996	2,355,901	2,560,739
104,502	119,253	159,908	212,669	185,276	392,308	265,270	292,693	293,801
91,175	92,994	44,352	60,743	43,769	56,096	63,952	72,649	84,915
680,922	729,408	622,767	797,695	572,346	862,789	932,548	1,062,905	1,192,476
508,150	672,850	1,776,114	1,362,627	1,395,642	1,999,088	1,075,869	1,004,002	1,471,034
53,736	73,316	173,938	258,693	149,016	193,684	133,571	125,138	177,097
594,950	689,033	527,675	394,963	266,811	392,627	325,341	312,368	505,625

4 GEORGE V., A. 1914

No. 20—STATEMENT of the Quantities and Values of the Principal

PRINCIPAL ARTICLES.	QUANTITIES AND VALUES.					
	1899.	1900.	1901.	1902.	1903.	1904.
Flax, hemp, jute and mfrs. of :— <i>Con.</i>						
Fabrics :— <i>Con.</i>						
Jute canvas, uncoloured. { Cwt.						
Jute cloth as taken from the loom, neither pressed, mangled, calendered, nor in any way finished. { Yds.	11,760,421	13,604,155	15,162,568	22,317,975	23,374,735	20,764,236
Jute cloth, uncoloured, not further finished than cropped, bleached, mangled or calendered { Yds.	449,903	624,091	663,752	930,342	909,760	781,864
Handkerchiefs. { Cwt.						
Hemp, dressed or undressed { Cwt.						
Thread, linen { Lbs.						
Towels. { Cwt.						
Yarn, jute or hemp, plain, dyed or coloured. { Lbs.						
Other flax, hemp and mfrs. of. { Cwt.						
Total flax, hemp, &c { Cwt.						
Fruits, viz. :—						
Fruits, dried, and nuts :—						
Currants { Lbs.						
Dates. { Lbs.						
Figs. { Lbs.						
Prunes and plums, unpitted. { Lbs.						
Raisins. { Lbs.						
Other fruits, dried. { Lbs.						
Nuts, all kinds. { Lbs.						
Total fruits, dried. { Lbs.						
Fruits, green :—						
Apples { Bbls.						
Bananas. { Bunches						
Grapes. { Lbs.						
Lemons and limes. { Lbs.						
Oranges and shaddocks or grape fruit { Lbs.						

SESSIONAL PAPER No. 10

Articles of Merchandise Imported into Canada, &c.—*Continued.*

QUANTITIES AND VALUES.

1905.	1906.	1907. (9 mos.)	1908.	1909.	1910.	1911.	1912.	1913.
			192,467 19,048	1,033,363 82,139	2,865,418 206,852	2,701,087 198,455	4,268,620 366,975	24,192,753 1,424,011
21,105,204 847,894	18,696,841 843,850	11,554,630 714,864	17,390,155 1,134,995	17,751,427 846,944	16,587,708 676,949	13,755,187 653,298	20,846,478 1,062,173	53,065,007 2,601,785
6,398,776 234,921	13,609,142 556,845	15,235,796 712,529	22,247,403 1,113,653	10,901,614 433,405	25,630,655 852,577	29,975,720 923,016	32,019,439 1,219,620	305,764 21,326
180,440	219,626	192,793	231,595	174,493	220,420	224,171	250,741	303,506
102,529 787,101	123,857 914,382	75,037 573,615	145,969 702,073	69,553 421,050	58,911 336,471	81,017 435,641	82,661 416,163	64,990 381,797
230,461 141,343	259,899 167,783	170,449 119,087	251,896 172,636	234,444 138,337	290,762 191,100	338,401 216,211	336,511 231,169	395,470 273,095
167,893	179,627	158,259	189,855	146,899	224,758	203,352	219,253	237,149
2,690,179 190,718	3,313,277 290,892	3,047,176 321,230	3,147,574 299,344	1,582,601 146,655	2,433,681 196,356	2,811,782 227,424	2,844,077 248,287	5,157,194 481,747
337,435	335,162	236,640	526,399	397,613	565,274	621,713	615,975	827,828
4,413,030	5,212,231	4,556,817	6,114,361	4,004,753	5,368,261	5,423,963	6,496,109	8,805,658
7,766,929 241,461	9,797,568 325,193	8,708,502 395,665	10,673,802 496,880	9,375,552 390,316	11,131,324 459,604	10,615,088 544,674	13,015,701 697,275	12,300,720 666,355
1,960,739 37,976	2,228,770 45,473	2,256,007 49,378	2,265,337 94,468	2,380,969 111,127	2,742,835 115,258	3,592,192 161,148	3,118,558 173,665	4,012,499 209,852
2,200,092 83,628	2,884,796 104,013	5,455,616 162,069	4,194,117 185,002	2,866,532 114,886	5,038,998 167,857	4,916,418 229,662	5,218,214 229,238	4,388,886 228,847
6,037,734 147,798	6,808,116 252,777	10,538,821 354,105	7,455,967 324,159	8,223,178 327,488	9,924,002 338,011	9,112,529 459,074	13,522,373 896,870	8,521,919 433,972
12,817,795 551,196	16,546,307 674,932	14,567,231 912,625	17,251,864 952,673	16,997,774 807,145	20,514,582 820,829	20,753,128 1,138,969	24,329,146 1,560,718	24,169,603 1,333,051
121,772	167,517	157,707	81,773	199,838	244,168	311,413	385,504	378,901
9,698,638 667,853	10,554,735 793,016	8,692,881 724,765	10,778,864 930,787	10,846,763 905,146	13,276,276 1,146,921	13,912,138 1,391,545	16,961,685 1,651,984	18,102,172 1,666,804
1,851,684	2,362,921	2,756,314	3,065,742	2,855,946	3,292,648	4,214,485	5,595,254	4,917,782
23,521 79,421	20,240 90,644	43,392 138,544	37,500 184,228	57,014 228,130	58,617 264,328	150,500 483,362	195,793 684,589	320,956 839,076
1,219,486 971,672	1,200,534 1,171,387	857,984 817,669	1,409,752 1,485,073	1,471,885 1,406,865	1,589,114 1,499,095	1,849,422 1,782,420	2,193,182 2,071,965	2,145,423 2,368,762
1,669,123 103,676	2,028,254 142,951	2,047,292 135,675	2,964,718 197,274	3,123,389 192,047	3,506,589 222,680	3,946,825 232,449	6,310,577 356,114	6,252,892 381,156
1,206,631	1,664,885	1,257,223	580,305 (1,921,942	461,297 2,013,835	528,149 2,135,943	667,440 2,600,747	746,405 3,218,030	847,600 3,309,156

SESSIONAL PAPER No. 10

Articles of Merchandise Imported into Canada, &c.—*Continued.*

QUANTITIES AND VALUES.

1905.	1906.	1907. (9 mos.)	1908.	1909.	1910.	1911.	1912.	1913.
3,157,347 86,378	3,582,669 90,835	3,497,067 106,000	3,743,216 179,614	6,403,085 164,484	4,802,973 155,448	8,144,216 218,770	8,973,310 300,052	14,585,079 339,751
1,689,538 152,588	2,241,217 193,267	448,042 40,556	1,996,790 184,938	2,650,302 229,802	3,953,339 252,719	3,349,743 253,949	3,617,731 283,858	4,129,662 303,541
375,124	354,266	302,803	579,424	563,637	680,427	892,718	1,078,145	1,475,180
2,975,490	3,708,235	2,798,470	5,312,798	5,260,097	5,738,789	7,131,855	8,739,158	9,855,522
1,214,102 70,596	2,217,169 116,923	2,499,986 137,005	3,268,222 171,382	2,551,128 128,482	3,207,397 138,200	5,337,324 270,120	9,353,099 568,361	13,176,816 823,397
1,463,231 196,803	1,822,193 137,655	1,814,147 139,516	2,967,083 241,255	2,332,623 177,747	3,181,488 237,899	3,854,200 304,951	6,073,954 523,427	8,912,617 815,617
9,591	11,208	9,782	19,438	11,304	19,275	19,747	16,452	27,718
186,990	265,786	286,303	432,075	317,533	395,374	594,818	1,108,240	1,666,732
5,014,164	6,336,942	5,841,087	8,810,615	8,433,576	9,426,811	11,941,158	15,442,652	16,440,036
1,110,901	1,142,895	726,580	1,004,973	646,045	1,017,703	978,382	1,007,628	1,373,121
2,795,820	3,307,225	2,933,734	2,883,239	2,674,418	4,222,925	3,372,334	4,163,140	5,599,199
232,707	366,296	354,354	503,703	350,456	514,339	665,869	622,388	1,021,331
4,139,428	4,816,416	4,014,668	4,391,915	3,670,919	5,754,967	5,016,585	5,793,156	7,993,651
19,057 533,288	39,445,519 1,016,949	26,279,605 674,044	33,428,142 850,189	23,998,391 612,966	33,544,838 833,179	39,626,560 979,978	47,799,420 1,260,524	57,820,460 1,575,415
328,338	330,469	284,188	391,873	307,182	393,145	438,287	537,764	678,446
313,795	342,706	279,170	590,088	466,614	428,223	434,098	468,987	563,789
113,519	136,034	108,445	158,154	144,643	194,153	282,353	325,560	421,077
1,744,549 289,013	2,450,925 456,391	2,434,048 440,458	587,955	428,127	680,801	819,069	910,664	1,332,630
365,921	397,725	330,468	409,297	322,134	388,628	511,029	587,875	796,266
1,943,874	2,680,274	2,116,773	2,987,556	2,281,666	2,918,129	3,464,814	4,091,374	5,367,623
980,960	1,167,094	1,229,153	2,002,823	1,336,293	1,924,754	2,098,250	1,877,986	2,786,788
190,351	257,781	185,052	218,434	205,027	236,240	267,437	280,246	377,486
71,973 576,007	96,244 806,651	141,250 1,141,125	232,948 1,848,083	311,138 1,711,776	268,925 1,548,457	272,638 1,562,430	290,362 1,470,060	343,644 2,273,810
130,058	65,207	137,250	216,241	137,715	196,177	242,752	234,334	337,765
706,065	971,858	1,278,375	2,064,329	1,849,491	1,744,634	1,805,182	1,704,394	2,611,575

No. 20—STATEMENT of the Quantities and Values of the Principal

PRINCIPAL ARTICLES.	QUANTITIES AND VALUES.					
	1899.	1900.	1901.	1902.	1903.	1904.
Grease, viz.:—						
Grease, rough, the refuse of animal fat, for the manufacture of soap	Lbs. 3,893,676 \$ 148,086	4,333,279 215,980	4,792,179 232,033	5,079,195 292,226	7,066,670 416,793	7,101,555 323,791
Other grease	\$ 51,680	83,918	152,990	137,616	158,470	126,394
Total grease	\$ 199,766	299,898	385,023	429,842	575,263	450,185
Gunpowder and other explosives:—						
Blasting and mining powder {	Lbs. 133,729 \$ 8,222	64,872 3,192	51,000 4,036	269,287 16,704	20,241 1,180	42,876 3,665
Fuses non-metallic	\$	28,047	39,734
Giant powder, nitro, nitro glycerine and other explosives, N.O.P.	Lbs. 446,249 \$ 68,279	408,615 71,993	516,426 79,418	835,188 123,956	260,801 42,584	127,715 24,485
Gun, rifle and pistol cartridges or other ammunition, N.O.P.	\$ 91,116	116,217	139,033	199,677	235,793	309,766
Other gunpowder, etc.	\$ 44,992	56,109	65,143	81,645	90,301	78,211
Total gunpowder	\$ 212,609	247,511	287,630	423,982	397,905	455,861
Gutta-percha and mfrs. of:—						
Belting	\$ 23,791	34,207	37,415	30,289	60,393	47,374
Boots and shoes	\$ 57,869	46,927	70,966	150,775	142,288	154,607
Clothing and clothing made water-proof with India rubber	\$ 151,842	152,791	170,000	234,187	465,454	334,713
Rubber and gutta percha, crude, caoutchouc or India rubber unmanufactured	Lbs. 2,211,712 \$ 1,633,216	3,004,828 2,028,482	3,016,862 1,768,826	2,910,438 1,406,382	2,861,433 1,537,373	3,213,362 2,197,828
Rubber, powdered, and rubber or gutta percha waste or junk	Lbs. 82,066 \$ 6,788	563,118 66,038	512,642 35,854	1,016,598 111,346	797,541 72,217	406,489 36,570
Rubber, recovered, rubber substitute, and hard rubber in sheets	Lbs. 1,936,486 \$ 208,069	1,523,834 217,779	1,295,333 179,882	865,052 135,976	1,745,130 210,464	2,133,437 277,770
Tires of rubber for vehicles of all kinds	\$ 263,070	307,110	335,242	362,349	382,322	443,707
Other gutta percha, &c.	\$
Total gutta percha, &c.	\$ 2,344,645	2,853,334	2,598,185	2,431,304	2,870,516	3,492,569
Hats, caps and bonnets, viz.:—						
Beaver, silk or felt	\$ 888,374	1,025,115	1,074,418	1,100,811	1,113,184	1,345,222
Braids, plaits, plain, chip, manilla, cotton, mohair, straw, tuscan and grass	Lbs. 320,641 \$ 81,012	262,565 68,444	506,716 100,629	547,615 97,927	640,761 113,423	358,719 107,282
Straw, grass, chip or of other materials, N.O.P.	\$ 563,653	546,861	546,694	603,507	635,137	779,723
Other hats and materials for	\$ 146,891	201,258	201,998	228,112	251,948	257,559
Total hats, caps, etc.	\$ 1,679,930	1,841,678	1,923,739	2,030,357	2,113,692	2,489,786
Hides and skins other than fur	\$ 3,877,991	4,219,399	4,120,443	5,086,052	5,662,744	4,916,222
Hops	Lbs. 717,555 \$ 136,223	1,030,849 154,712	794,770 149,728	802,737 131,964	613,203 168,732	806,889 218,002
Jewellery	\$ 473,143	578,963	539,116	618,590	745,440	876,841

SESSIONAL PAPER No. 10

Articles of Merchandise Imported into Canada, &c.—Continued.

QUANTITIES AND VALUES.

1905.	1906.	1907. (9 mos.)	1908.	1909.	1910.	1911.	1912.	1913.
5,042,911 228,111	6,496,671 303,907	6,506,878 376,811	11,920,455 698,367	11,561,706 643,391	11,247,841 688,959	11,937,583 850,987	12,758,500 804,054	13,684,437 895,957
83,939	143,347	131,856	179,901	179,642	262,268	311,168	336,908	385,610
312,050	452,254	508,667	878,268	823,033	951,227	1,162,155	1,140,962	1,281,567
336,780 45,212	949,035 89,240	545,610 65,815	739,155 88,153	594,892 66,364	627,000 67,362	646,223 64,236	1,080,368 86,203	841,150 77,676
51,667	63,862	47,998	85,143	162,305	86,442	101,589	124,475	115,354
279,407 39,447	543,145 94,492	160,654 36,842	633,462 118,349	465,016 111,317	247,236 77,187	194,805 47,606	965,716 174,249	2,008,539 262,640
289,924	392,510	353,257	867,099	508,497	510,614	888,434	1,123,247	726,506
104,794	71,030	60,634	116,777	101,936	88,468	116,065	172,324	233,262
531,044	711,134	564,046	1,275,521	950,419	830,073	1,217,930	1,680,498	1,415,528
61,607	40,437	28,500	35,654	32,506	64,821	65,732	86,164	128,400
132,709	179,631	63,909	53,925	73,109	114,470	190,996	47,803	96,264
137,194	50,370	29,273	78,627	117,282	257,005	454,667	677,410	1,627,563
2,810,350 2,458,484	2,491,581 2,395,799	2,002,086 1,898,650	2,556,241 2,201,874	2,039,108 1,681,269	3,099,409 3,555,507	2,803,540 3,530,492	4,431,335 4,250,269	5,665,525 5,116,011
505,715 34,360	330,272 22,543	917,555 86,955	2,979,516 395,748	1,433,070 167,361	2,669,541 257,944	1,574,399 208,414	2,452,944 289,814	1,838,911 249,009
2,158,846 230,439	3,069,188 357,380	2,551,476 460,767	2,969,298 729,011	2,652,704 634,940	4,189,424 698,424	4,248,793 994,075	4,870,394 792,444	5,395,067 875,393
499,140	543,562	448,963	93,512 633,554	108,888 572,586	194,299 814,660	576,565 959,553	908,924 1,069,661	1,727,546 1,337,049
3,553,933	3,589,722	3,017,023	4,221,905	3,387,941	5,957,130	6,980,494	8,122,489	11,157,235
1,409,940	1,301,864	1,218,664	1,379,377	1,215,759	1,394,303	1,757,746	1,713,967	2,297,061
168,855	160,656	146,317	158,686	180,950	298,345	225,853	253,267	342,777
757,794	935,086	920,290	1,223,175	1,007,438	1,344,644	1,647,331	2,069,517	2,927,783
240,619	293,233	181,515	247,462	187,892	380,489	395,983	417,702	475,711
2,577,208	2,690,839	2,466,786	3,008,700	2,592,039	3,417,781	4,026,913	4,454,453	6,043,332
5,240,717	6,811,267	5,843,511	4,908,871	5,218,108	8,237,014	8,105,330	8,903,727	13,486,459
767,917 225,545	933,776 184,897	909,811 180,536	1,305,271 235,923	1,283,374 195,138	987,520 243,775	1,070,802 257,825	1,491,775 637,453	1,604,499 484,930
829,131	887,919	925,380	1,212,868	1,024,737	1,337,431	1,486,233	1,710,615	2,152,659

4 GEORGE V., A. 1914

No. 20—STATEMENT of the Quantities and Values of the Principal

PRINCIPAL ARTICLES.	QUANTITIES AND VALUES.					
	1899.	1900.	1901.	1902.	1903.	1904.
Leather and manufactures of :—						
Belting leather of all kinds. { Lbs. 114,763		181,113	127,206	168,436	208,523	258,180
{ \$ 42,815		64,870	40,639	55,156	61,812	87,131
Calf, kid, lamb and sheep skins, dressed, waxed or glazed { Lbs. 341,812		302,177	248,346	294,737	308,393	303,657
{ \$ 289,441		279,161	212,677	237,128	216,750	209,223
Glove leather, tanned or dressed, coloured or uncoloured, imported by glove manufacturers for use in their factories in the manufacture of gloves { Lbs. 177,626		266,830	254,361	333,951	467,974	459,069
{ \$ 111,986		185,717	180,186	174,247	241,297	251,625
Japanned, patent or enamelled leather and Morocco leather, and leather in imitation of Morocco leather { Lbs. 19,186		24,303	35,286	38,193	40,515	46,666
{ \$ 20,225		22,486	41,918	43,497	43,339	49,007
Sole leather, all kinds. { Lbs. 602,582		553,784	272,858	235,196	375,950	292,970
{ \$ 148,245		172,921	74,992	64,264	77,489	58,600
Upper leather, including don-gola, cordovan, kangaroo, alligator and chamois skins or other upper leather, N.O. { Lbs. 385,689		479,527	268,094	257,033	185,367	157,051
{ \$ 339,361		309,963	234,428	181,069	129,573	127,851
All other leather, unmanufactured. \$ 84,929		53,788	91,240	89,733	91,017	96,762
Belting. \$ 41,873		72,182	51,975	42,675	58,265	54,841
Boots and shoes. \$ 451,376		541,665	642,790	701,383	743,378	1,002,900
Harness and saddlery, including horse boots. \$ 58,265		59,026	54,242	82,137	84,474	95,727
Other leather, manufactured. \$ 98,226		112,970	108,225	133,473	163,530	178,573
Total leather & mfrs. of \$ 1,686,742		1,874,749	1,733,312	1,804,762	1,910,924	2,212,240
Marble and manufactures of. . . \$ 101,879		94,460	97,610	122,781	153,481	181,511
Metals and minerals and manufactures of :—						
Brass and manufactures of :—						
Bars or rods not less than 6 ft. in length and brass in strips, sheets or plates { Cwt. 11,714		17,639	17,362	16,565	16,553	18,148
not polished, &c. { \$ 179,792		202,512	194,947	227,765	254,848	281,399
Old or in blocks, ingots or pigs { Cwt. 4,634		7,959	4,200	18,028	11,452	8,693
{ \$ 43,652		52,816	46,967	110,300	109,389	76,540
Tubing, not bent or otherwise manufactured, in lengths not less than 6 ft. { Lbs. 322,587		365,046	380,899	489,879	535,923	549,776
{ \$ 61,618		80,709	83,199	101,978	102,107	107,735
Other brass and mfrs. of. . . \$ 539,417		601,851	596,077	675,382	854,742	921,224
Total brass and mfrs. of. . . \$ 824,479		937,888	921,190	1,115,425	1,321,086	1,386,898
Copper and manufactures of :—						
Bars and rods in coils or otherwise, in lengths not less than 6 ft., un-manufactured. { Cwt. 20,315		31,587	31,028	55,095	62,677	56,324
{ \$ 278,553		555,278	521,614	767,315	813,294	749,498
Strips, sheets or plates, not planished or coated, &c. { Cwt. 13,134		14,810	25,874	22,525	17,009	18,610
{ \$ 148,594		226,256	208,477	307,429	269,954	296,914

SESSIONAL PAPER No. 10

Articles of Merchandise Imported into Canada, &c.—*Continued.*

QUANTITIES AND VALUES.

1905.	1906.	1907. (9 mos.)	1908.	1909.	1910.	1911.	1912.	1913.
197,328 75,509	307,311 107,618	551,570 193,327	563,117 193,790	333,498 128,602	577,966 191,817	572,444 191,319	420,143 173,783	585,292 262,737
409,793 311,308	420,869 383,484	230,107 228,441	303,792 303,361	297,771 282,053	429,716 307,326	796,746 502,352	1,075,324 623,282	1,032,876 555,210
621,168 320,216	679,419 383,565	481,314 339,531	687,985 508,478	794,525 451,094	1,009,725 593,478	942,896 565,688	1,122,433 610,194	829,687
65,228 70,222	79,632 90,113	71,486 102,993	56,551 78,573	41,061 45,410	62,241 67,410	139,433 143,386	127,876 110,268	60,713 47,889
461,314 108,829	467,312 118,592	627,651 167,642	895,859 246,499	220,156 57,546	343,115 81,769	620,746 122,179	581,970 111,390	749,681 157,949
194,517 158,081	221,132 184,828	253,264 225,676	165,360 148,027	100,941 92,107	227,035 196,854	395,698 296,885	298,888 258,223	420,135 364,147
82,091	120,756	135,476	304,502	339,999	682,567	641,039	740,876	1,962,487
66,924	54,819	50,838	57,952	46,999	70,963	77,408	128,582	253,826
1,178,749	1,284,654	1,057,923	1,538,646	1,281,135	1,523,957	2,107,980	2,861,400	4,169,390
85,038	91,092	86,055	113,934	121,737	176,034	239,248	251,982	243,371
200,297	212,048	221,402	286,541	257,329	346,981	439,053	539,021	820,321
2,657,264	3,031,569	2,859,304	3,780,303	3,104,011	4,239,156	5,326,537	6,408,911	9,667,014
145,356	190,044	176,541	287,672	200,819	184,003	308,259	400,752	510,583
18,794 286,436	21,501 384,126	18,948 367,879	459,571	293,240	399,457	475,917	544,998	973,976
11,166 116,770	20,649 258,787	28,802 455,005	22,841 346,187	16,414 185,493	17,125 185,624	28,402 293,322	49,759 530,440	64,409 848,103
757,572 153,096	853,373 192,247	797,140 188,446	918,732 220,757	808,325 167,360	1,256,165 236,271	1,631,291 289,659	1,891,065 340,720	2,254,884 471,193
918,974	1,103,009	958,449	1,340,135	1,015,885	1,405,233	1,941,919	2,134,016	2,996,463
1,475,276	1,938,169	1,969,779	2,360,650	1,661,978	2,226,585	3,000,817	3,550,174	5,289,735
86,349 1,231,729	112,276 1,922,071	89,395 1,801,838	83,883 1,749,458	109,780 1,522,600	150,681 2,052,416	213,968 2,845,060	269,253 3,558,502	305,733 5,103,844
20,546 347,877	25,472 519,898	22,947 538,194	29,554 688,539	22,854 372,399	30,842 491,949	33,728 536,862	32,205 505,769	44,811 874,070

4 GEORGE V., A. 1914

No. 20—STATEMENT of the Quantities and Values of the Principal

PRINCIPAL ARTICLES.	QUANTITIES AND VALUES.						
		1899.	1900.	1901.	1902.	1903.	1904.
<hr/>							
Metals and minerals and manu- factures of:— <i>Con.</i>							
Copper and mfrs. of;— <i>Con.</i>							
Wire.	Lbs. {	280,648	769,499	555,847	603,268	503,710	141,490
	\$	45,144	152,745	102,664	93,891	74,560	25,263
Other copper and mfrs. of. .	\$	326,100	337,380	270,136	338,636	386,602	391,184
Total copper and mfrs. of. .	\$	798,391	1,271,659	1,102,891	1,507,271	1,544,410	1,462,859
<hr/>							
Gold and silver and mfrs. of;—							
Electro-plated ware and gilt ware of all kinds N.O.P. . .	\$	199,135	199,881	216,738	228,404	274,934	246,015
Sterling or other silverware. .	\$	92,918	93,456	90 010	75,733	97,711	136,931
Other gold and silver, &c. . .	\$	46,251	49,585	55,046	48,459	64,791	61,708
Total gold and silver, &c. .	\$	338,304	342,922	361,794	352,596	437,436	444,654
<hr/>							
Iron and steel and mfrs. of;—							
Agricultural implements. . .	\$	1,637,883	1,823,944	1,898,760	2,654,991	3,155,779	2,651,470
Angles, beams, channeled, girders, tees and other rolled shapes or sections not punche l, drilled or fur- ther manufactured than f	Cwt. {	339,161	783,770	427,599	811,056	1,023,026	972,139
rolled.	\$	365,201	1,060,618	659,740	1,146,942	1,329,077	1,276,623
Bars, bands, hoops, scroll or strips, sheets or plates, of any size, thickness or width when of greater value than 2½c. per lb., (3½c per lb. after Nov. 29th f	Cwt. {	108,887	381,405	125,705	135,650	119,747	146,554
1906) N.O.P.	\$	272,386	853,296	414,963	595,299	601,479	656,163
Bar iron or steel rolled whether in coils, bundles rods or bars, comprising rounds, ovals, squares and f	Cwt. {	325,960	267,593	267,857	525,450	803,824	647,614
flats, rolled shapes, N.O.P. .	\$	448,592	526,790	448,942	947,420	1,328,342	1,024,612
Bridges, or parts thereof, of iron or steel, iron or steel structural work, columns, shapes or sections, drilled, f	Cwt. {	160,545	94,317	169,233	62,108	22,406	53,047
&c.	\$	281,175	327,180	442,481	152,388	65,056	147,376
Castings, iron or steel, N. O. P.	\$	111,702	296,807	165,322	198,902	243,172	223,388
Cast scrap iron.	Tons {	2,378	14,101	4,447	2,823	7,137	11,385
	\$	22,594	154,368	50,184	36,139	94,028	149,923
Chains.	\$	111,321	179,695	150,706	215,968	306,802	282,641
Cream separators and steel bowls for	\$	228,721	216,953	260,969	487,834	587,308	450,429
Cream separators, materials for	\$				20,379	78,219	40,017
Cutlery.	\$	427,137	418,458	483,499	529,511	619,824	651,335
Engines;—							
Gasoline and gas.	No. {					446	560
	\$					137,014	127,235
Locomotives.	No. {	67	72	67	90	99	200
	\$	398,118	446,097	497,401	748,129	1,222,521	2,431,220

SESSIONAL PAPER No. 10

Articles of Merchandise Imported into Canada, &c.—*Continued.*

QUANTITIES AND VALUES.

1905.	1906.	1907. (9 mos.)	1908.	1909.	1910.	1911.	1912.	1913.
176,837 24,791	216,794 40,134	138,975 30,739	210,596 39,055	146,963 36,885	168,959 84,636	275,557 64,720	399,998 76,564	469,506 106,103
438,136	620,723	695,830	886,614	538,269	859,313	937,737	1,054,735	1,464,300
2,042,533	3,102,736	3,066,601	3,363,666	2,470,153	3,488,314	4,384,379	5,195,570	7,548,317
316,900	337,849	255,860	351,320	273,200	311,386	430,190	517,358	714,088
112,684	180,947	132,770	145,761	122,363	180,858	193,424	245,002	286,242
73,295	61,304	43,022	66,179	57,092	66,207	86,741	112,377	178,455
502,879	580,100	431,652	563,260	452,655	558,451	710,355	874,737	1,178,785
1,593,914	1,615,123	1,845,648	1,749,390	1,614,635	2,643,162	4,517,621	4,243,805	4,467,634
1,280,234 1,766,872	1,443,345 1,972,012	1,760,391 2,418,443	2,143,872 3,272,696	1,434,149 1,998,566	2,510,399 3,102,440	3,634,164 4,793,960	4,228,645 5,261,613	5,800,761 7,841,073
132,305 685,465	173,404 557,031	167,392 897,715	136,087 936,037	80,878 533,882	130,988 827,532	189,397 1,153,323	179,450 1,154,706	304,706 1,953,924
587,524 875,654	986,461 1,542,046	1,352,438 2,147,785	1,509,689 2,597,097	776,062 1,211,217	1,403,010 1,951,745	2,097,816 3,180,525	2,104,505 2,948,486	2,794,778 3,916,748
249,507 651,636	185,678 508,346	67,433 194,551	381,989 1,022,124	69,642 176,694	48,940 125,938	125,295 328,011	268,396 651,244	365,382 913,702
292,411	387,693	299,185	594,102	332,803	404,938	826,938	1,102,096	1,775,008
6,533 75,521	4,866 60,086	13,852 198,686	26,364 458,289	15,190 202,842	12,543 152,797	20,522 266,626	35,718 422,925	46,513 622,998
258,114	285,200	275,910	520,271	319,758	386,078	527,616	505,104	674,941
674,618	625,510	404,150	448,569	547,990	585,148	387,340	361,896	467,849
58,859	95,578	112,351	136,476	212,172	227,680	396,501	304,255	229,094
683,553	738,609	570,379	949,467	630,226	784,928	1,043,710	1,061,079	1,400,640
931 194,429	2,068 405,323	1,486 306,433	3,229 693,251	4,131 721,868	6,136 1,109,789	8,864 1,492,103	15,439 2,207,496	26,171 3,246,676
113 674,094	85 338,179	41 204,525	197 1,250,345	117 408,086	105 385,090	103 329,510	152 495,195	202 787,411

4 GEORGE V., A. 1914

No. 20—STATEMENT of the Quantities and Values of the Principal

PRINCIPAL ARTICLES.	QUANTITIES AND VALUES.					
	1899.	1900.	1901.	1902.	1903.	1904.
Metals and minerals and manu- factures of:— <i>Con.</i>						
Iron and steel and infs. of:— <i>Con.</i>						
Engines,— <i>Con.</i>						
Steam engines..... { No. \$						
Steam boilers..... { No. \$	334 111,154	556 292,239	687 370,403	851 383,681	949 473,570	1,134 467,923
Other boilers..... { No. \$						
Ferro-manganese, ferro- silicon, spiegeleisen..... { Tons \$	1,121 21,964	1,149 39,064	1,512 38,954	6,513 150,977	6,350 162,710	2,975 75,554
Guns, rifles, including air guns and air rifles (not being toys), muskets, cannons, pistols, revolvers or other firearms. \$	127,288	140,336	177,309	256,969	349,393	463,617
Hardware, viz.— Builders', cabinetmakers', upholsterers', harness- makers', saddlers and car- riage hardware, including curry combs, N.O.P. \$	572,154	592,332	542,281	653,837	773,167	760,589
Hoop, band, scroll or strip of rolled iron or steel. { Cwt. \$	186,059 129,898	112,859 203,220	109,526 195,859	77,147 162,928	96,594 176,350	86,197 154,040
Ingots, cogged ingots, blooms, slabs, billets, puddled bars and loops or other forms, N.O.P., less finished than iron or steel bars, but more advanced than pig iron, f except castings { Cwt. \$	96,939 81,283	255,145 362,463	233,984 206,975	401,306 419,543	393,905 380,034	200,345 219,048
Machinery,— Engines, portable, with boilers in combination, and traction engines, f for farm purposes..... { No. \$	104 74,703	186 157,231	73 57,301	270 260,336	555 543,967	501 495,108
Mining machinery..... \$	331,790	757,687	1,617,172	900,017	1,042,870	1,080,466
Printing presses..... \$						
Machines especially design- ed for ruling, folding, binding, embossing, creas- ing or cutting paper or cardboard, when for use exclusively by printers, bookbinders & by manu- facturers of articles made from paper or cardboard, including parts thereof, composed wholly or in part of iron, steel, brass or wood \$	253,832	304,421	353,472	257,086	313,590	523,079
Sewing machines..... { No. \$	159,147	214,205	202,793	246,179	331,366	336,151
Sewing machines, parts of. \$						
Threshing machine sep- arators..... { No. \$	200 78,264	294 116,277	154 41,123	673 146,271	793 313,720	664 301,195
Threshing machine separ- ators, parts of, including wind stackers, baggers, weighers and self-feeders therefor and finished parts thereof for repairs, when imported separately \$						

SESSIONAL PAPER No. 10

Articles of Merchandise Imported into Canada, &c.—*Continued.*

QUANTITIES AND VALUES.

1905.	1906.	1907.(9mos.)	1908.	1909.	1910.	1911.	1912.	1913.
			667 426,443	380 235,246	324 252,864	286 246,744	322 276,156	485 477,839
1,116 448,812	1,702 597,810	1,982 566,221	520 279,018	374 119,975	654 243,546	567 180,616	631 236,308	1,118 368,565
			1,197 67,181	287 39,144	1,988 120,753	1,364 138,632	3,217 247,645	6,607 398,918
14,359 265,383	15,023 462,739	19,609 779,392	17,794 619,363	14,960 405,171	15,951 354,723	17,387 436,854	18,591 436,849	26,697 712,656
461,069	435,487	572,173	632,153	447,512	377,612	622,341	776,565	898,985
656,801	751,859	598,028	578,129	365,615	507,214	681,462	720,101	956,803
103,261 180,620	120,259 241,096	118,465 248,887	180,446 433,572	132,994 283,635	160,183 321,844	257,808 550,463	434,871 808,903	519,060 986,309
317,829 319,665	650,943 663,794	383,003 467,554	324,451 600,012	177,740 180,354	736,285 678,524	967,911 949,592	1,761,511 1,641,919	1,811,155 1,814,842
389 432,518	626 712,895	553 588,234	698 1,034,172	616 811,621	1,208 1,801,209	2,170 3,633,435	3,831 6,043,723	4,014 7,378,143
893,337	1,144,705	1,127,751	1,703,513 618,800	979,618 333,224	1,085,029 717,034	1,227,004 897,431	1,370,828 1,101,956	2,253,568 1,194,879
673,532	785,616	538,009						
			135,899	88,493	197,004	265,810	309,722	384,652
260,004	286,235	259,311	16,066 268,505	12,128 212,965	16,182 319,219	14,985 351,451	15,489 333,411	19,993 439,486
			96,745	52,044	101,584	108,957	128,572	130,354
560 163,334	648 358,485	643 327,652	649 386,875	623 361,897	1,195 626,561	1,388 742,908	2,857 1,403,713	3,293 2,176,077
			264,969	239,131	344,111	422,792	660,206	486,517

4 GEORGE V., A. 1914

No. 20 —STATEMENT of the Quantities and Values of the Principal

PRINCIPAL ARTICLES.		QUANTITIES AND VALUES.					
		1899.	1900.	1901.	1902.	1903.	1904.
Metal and minerals and mfrs. of:— <i>Con.</i>							
Iron and steel and mfrs. of:— <i>Con.</i>							
Machinery,— <i>Con.</i>							
Typewriters	No. \$	1,587 91,910	1,870 109,667	1,752 102,698	2,407 130,232	3,055 173,113	2,738 167,658
Other machinery	\$	2,455,379	3,613,358	3,725,787	4,430,049	5,106,617	5,572,726
*Ores, iron	Tons \$						
Pig iron	Tons \$	44,944 461,831	51,183 875,039	36,259 543,423	52,258 751,380	82,749 1,213,576	60,425 844,664
Pipe, cast iron	Cwt. \$	105,493 105,059	25,910 61,859	31,439 59,223	29,351 44,691	59,862 112,709	159,410 217,054
Pipe, fittings for.....	Lbs. \$	3,527,784 165,463	3,668,320 235,628	3,958,056 202,130	3,879,495 233,056	5,344,431 344,753	5,597,909 352,383
Plates, rolled, not less than 30 in. wide and not less than ¼ in. in thickness....	Cwt. \$	172,438 221,852	251,332 386,556	210,036 299,960	390,008 571,291	427,515 573,887	418,289 575,064
Plates or sheets, rolled, sheared or unsheared, and skelp iron or steel sheared or rolled in grooves, N.O.P.	Cwt. \$	73,609 102,547	83,194 160,873	72,851 122,280	216,023 333,872	210,956 303,311	197,062 305,670
Plates, steel, universal mill or rolled edge bridge plates.....	Cwt. \$	37,656 39,434	67,610 127,524	63,571 87,598	71,861 101,682	149,379 208,018	154,960 220,692
Plough plates or shares or mould boards, land sides and other plates for agricultural implements, cut to shape from rolled plates of steel but not moulded, punched, polished or otherwise manufactured. (Cwt. \$	48,819 133,764	31,032 126,233	30,883 116,569	46,721 178,704	56,322 225,705	48,096 168,815
Railway bars or rails of any form.	Tons \$	108,656 1,800,842	136,531 2,926,360	130,686 3,472,509	130,653 2,953,130	195,824 4,489,968	204,298 4,678,572
Railway fish and tie plates. (Tons \$	5,807 131,141	8,460 226,380	4,616 165,960	4,094 122,840	7,047 210,085	7,168 212,965
Scrap, wrought, being waste or refuse, including punchings, cuttings and clippings of iron or steel plates or sheets, having been in actual use; crop ends of tin plate bars, blooms and rails, the same not having been in actual use.....	Cwt. \$	556,063 292,243	772,127 635,172	358,066 239,470	720,925 519,398	861,559 668,971	419,379 298,196
Sheets,—							
Iron or steel sheets; Canada plates; Russia iron,terne plate and rolled sheets of iron or steel, coated with zinc, spelter or other metal, of all widths or thicknesses, N.O.P.		Cwt. \$	Cwt. \$	Cwt. \$	Cwt. \$	Cwt. \$	Cwt. \$
		426,541	421,111	316,485	466,464	629,480	608,387
Iron or steel sheets, flat galvanized.....		Cwt. \$	Cwt. \$	Cwt. \$	Cwt. \$	Cwt. \$	Cwt. \$
		953,423	963,153	758,110	1,214,045	1,639,930	1,417,789

* Included in "Ores of metals, all kinds," under Miscellaneous Metals prior to 1913.

SESSIONAL PAPER No. 10

Articles of Merchandise Imported into Canada, &c.—Continued.

QUANTITIES AND VALUES.

1905.	1906.	1907. (9 mos.)	1908.	1909.	1910.	1911.	1912.	1913.
3,332	4,972	4,423	7,087	6,080	9,587	10,763	16,780	18,223
188,270	285,006	283,494	547,737	448,477	685,759	675,494	974,942	1,145,277
5,059,074	5,970,293	5,922,834	9,585,076	6,896,126	8,822,549	14,775,053	17,412,608	23,636,885
								2,116,933
								4,052,505
77,978	98,544	151,769	209,669	54,219	163,243	272,986	200,317	318,418
945,253	1,395,005	2,311,567	3,434,140	781,712	2,178,227	3,652,240	2,480,528	4,153,738
260,394	343,404	279,505	431,036	320,275	280,894	500,920	416,449	819,745
393,684	447,450	360,203	598,358	370,085	327,175	562,008	490,944	1,033,426
6,752,266	6,698,195	5,325,165	7,098,358	4,590,933	5,319,139	7,570,757	11,609,627	
375,976	387,015	338,670	500,540	282,685	357,755	465,954	689,205	1,266,171
416,272	589,151	342,157	682,552	493,729	950,242	1,207,865	1,104,975	1,559,438
640,788	904,252	543,283	1,126,711	697,704	1,275,313	1,715,459	1,486,828	2,210,172
185,467	256,248	277,715	317,512	157,323	273,806	509,359	481,799	842,412
287,239	394,302	458,890	539,220	243,341	388,833	756,236	680,794	1,225,798
263,836	243,768	164,323	269,118	265,356	316,760	487,764	737,723	1,052,911
407,380	347,360	241,327	415,686	370,650	390,953	655,047	918,888	1,384,935
60,911	67,845	66,948	69,851	60,183	103,627	164,052	160,825	137,869
175,155	189,327	188,934	207,966	144,288	289,044	512,857	520,395	388,863
248,620	49,062	72,811	49,187	29,547	50,108	32,784	92,109	149,735
5,533,523	1,197,170	1,867,865	1,278,084	797,479	1,398,373	895,984	2,452,135	3,847,865
5,476	4,337	4,960	2,084	2,117	3,925	2,446	3,530	2,723
178,449	171,186	215,045	95,239	82,192	156,389	96,187	147,794	109,905
308,868	422,136	509,768	656,501	220,434	302,714	617,875	870,869	1,136,088
210,561	325,371	412,527	506,698	140,859	191,782	408,075	547,942	810,564
322,187	303,735	281,305	315,409	228,479	348,893	291,915	281,090	380,861
684,586	699,744	652,830	851,856	556,971	790,363	648,439	654,392	909,202
322,554	369,580	292,503	434,919	349,226	657,763	551,038	727,872	1,118,974
925,996	1,101,128	940,051	1,427,465	1,086,351	1,992,939	1,636,114	2,058,841	3,254,654

4 GEORGE V., A. 1914

No. 20—STATEMENT of the Quantities and Values of the Principal

PRINCIPAL ARTICLES.	QUANTITIES AND VALUES.					
	1899.	1900.	1901.	1902.	1903.	1904.
Metals and minerals & mfrs. of:— <i>Con.</i>						
Iron and steel and mfrs. of:— <i>Con.</i>						
Sheets,— <i>Con.</i>						
Iron or steel sheets and strips, rolled, polished or not, No. 14 gauge and thinner, N. O. P. (17 gauge prior to Nov. 29, 1906).	Cwt. 119,622	172,964	130,289	243,430	236,425	235,658
	\$ 230,828	377,116	347,577	619,759	557,874	510,012
Skelp iron or steel, sheared or rolled in grooves, imported for use in the manufacture of wrought iron or steel pipe.	Cwt. 215,179	247,469	182,457	323,915	357,638	382,544
	\$ 223,368	428,871	251,524	496,130	572,299	557,944
Stoves of all kinds, for coal, wood, oil, spirits or gas.	\$ 126,944	129,864	128,776	173,003	270,854	366,148
Tires, locomotive and car wheel, in the rough.	Cwt. 16,051	28,790	23,173	36,388	46,046	38,832
	\$ 49,134	81,312	70,116	79,045	109,785	95,750
Tools and implements.	\$ 700,536	827,428	750,204	898,648	1,141,203	1,240,282
Tubing	\$ 874,254	1,156,917	677,477	865,741	988,634	1,205,496
Ware: stamped tinware, granite ware, enamelled iron or steel ware, &c., all kinds	\$ 132,903	172,140	127,057	153,871	224,924	216,843
Wire,—						
Barbed, fencing.	Cwt. 169,180	177,579	142,535	329,391	305,034	339,415
	\$ 316,286	475,667	316,664	826,846	702,809	814,668
Galvanized, Nos. 9, 12 and 13 gauge	Cwt. 121,778	146,653	124,258	297,084	315,440	298,822
	\$ 204,675	329,841	324,882	548,185	667,257	638,513
Single or several, covered with cotton, linen, silk, rubber or other material including cable so covered.	Lbs. 3,027,153	3,718,340	2,756,518	2,237,510	1,793,853	1,136,989
	\$ 304,585	469,462	355,910	314,766	273,375	194,166
Other wire, N. O. P.	\$ 346,975	476,535	443,438	511,391	619,899	568,772
Wire rods, rolled round, in the coil, not over $\frac{3}{4}$ inch in diameter, imported for making wire in the coil.	Cwt. 695,992	889,870	410,094	1,103,641	1,012,479	846,250
	\$ 765,777	1,196,593	645,136	1,523,792	1,415,447	1,134,149
Other iron and steel, &c.	\$ 2,370,973	3,590,899	3,514,332	3,532,352	4,711,856	4,869,106
Total iron and steel, &c.	\$ 19,848,433	29,649,178	27,107,419	33,681,625	42,156,215	42,463,299
Lead and mfrs. of:—						
Old scrap and pig.	Cwt. 115,094	60,695	84,851	122,098	97,117	95,124
	\$ 284,795	203,428	96,075	102,351	66,756	122,790
Other lead, &c.	\$ 142,442	178,151	190,666	181,148	185,505	190,754
Total lead and mfrs. of.	\$ 427,237	381,579	236,741	283,499	252,261	313,544

SESSIONAL PAPER No. 10

Articles of Merchandise Imported into Canada, &c.—*Continued.*

QUANTITIES AND VALUES.

1905.	1906.	1907. (9 mos.)	1908.	1909.	1910.	1911.	1912.	1913.
300,518 641,276	342,848 719,173	325,111 729,726	607,828 1,542,503	496,706 1,145,784	725,833 1,604,669	805,058 1,846,189	797,989 1,818,595	1,468,816 3,419,299
659,801 864,631	680,729 888,257	669,532 965,335	704,709 1,201,942	685,341 925,417	1,222,161 1,546,580	1,191,529 1,598,385	1,758,764 2,069,714	2,280,586 2,807,187
411,516 63,780 128,639	473,422 80,365 161,914	433,587 74,806 178,427	476,627 148,525 341,727	355,433 105,882 274,722	494,144 136,586 337,093	693,756 192,110 451,253	783,803 167,083 405,993	1,058,367 208,532 548,148
1,207,905 1,309,280	1,433,028 1,427,322	1,219,799 1,242,049	1,399,039 1,820,157	908,611 1,189,751	892,483 1,984,418	1,115,424 2,035,897	1,119,935 2,533,036	1,643,328 4,389,337
299,009 411,579 892,367	271,571 446,212 929,660	218,310 356,605 815,084	147,689 241,520 572,766	143,585 231,627 567,236	185,674 351,576 765,427	251,664 345,108 743,527	328,177 376,625 766,255	494,481 446,122 887,974
333,845 658,123	545,339 1,076,589	639,508 860,455	608,039 1,341,416	399,506 858,129	763,538 1,524,742	637,393 1,243,580	693,820 1,255,932	823,397 1,414,429
2,511,606 354,576	2,227,552 356,571	1,509,092 264,595	2,233,992 443,023	1,685,135 279,297	3,158,286 330,295	3,828,527 515,098	5,984,321 662,931 1,219,360
575,416	749,745	620,304	1,088,900	640,876	901,623	1,287,392	1,263,932	1,536,212
634,597 792,078	376,220 478,991	221,006 306,039	197,247 295,122	406,241 538,378	561,423 749,117	720,641 965,912	867,946 1,033,397	1,838,386 2,144,405
5,198,306	6,318,298	6,064,496	7,945,986	5,984,013	8,421,924	11,182,992	13,722,340	18,777,294
42,579,271	44,975,607	44,604,699	62,499,156	40,776,536	59,719,739	82,086,492	96,496,253	139,126,072
56,910 133,340	82,729 271,105	84,046 293,453	64,007 284,642	50,122 151,261	113,253 191,986	116,665 334,173	241,040 603,036	242,073 849,449
219,751	245,229	244,618	352,960	273,293	293,506	328,537	374,815	512,654
353,091	516,334	538,071	637,602	424,554	485,492	662,710	977,851	1,362,103

4 GEORGE V., A. 1914

No. 20—STATEMENT of the Quantities and Values of the Principal

PRINCIPAL ARTICLES.	QUANTITIES AND VALUES.					
	1899.	1900.	1901.	1902.	1903	1904.
Metals & minerals & mfrs. of:— <i>Con.</i>						
Tin and manufactures of:—						
Blocks pigs or bars..... { Cwt.	28,849	22,441	29,323	31,747	25,490	26,856
\$	306,085	580,855	697,664	598,958	728,904	720,213
Plates and sheets..... { Cwt.	331,507	502,168	543,290	544,149	605,024	496,400
\$	927,036	1,683,788	1,466,965	1,528,655	1,806,643	1,461,811
Other tin and mfrs. of.... \$	139,383	154,137	172,449	166,530	176,968	208,787
Total tin and mfrs. of... \$	1,372,504	2,418,780	2,337,078	2,294,143	2,712,515	2,390,811
Zinc and manufactures of:—						
Blocks, pigs, sheets and plates..... { Cwt.	18,785	28,748	20,527	34,871	26,646	25,553
\$	197,477	156,167	103,457	141,560	142,827	138,057
Spelter..... { Cwt.	5,450	5,836	14,621	18,356	23,150	33,952
\$	29,687	29,416	58,283	80,757	110,817	164,751
Other zinc and mfrs. of... \$	14,303	11,497	6,860	6,737	9,880	14,065
Total zinc and mfrs. of... \$	151,467	197,080	168,600	229,054	263,524	316,873
Miscellaneous metals and minerals and mfrs. of:—						
Alumina..... { Cwt.			10		373,589	36,646
\$			171		36,599	108,956
Aluminum in ingots, blocks or bars, strips, sheets or plates... { Lbs.	27,713	20,304	25,045	303,003	69,473	384,284
\$	4,149	6,920	8,745	30,496	13,930	101,427
Asbestos in any form other than crude, and all manufactures of..... \$	31,780	44,748	50,288	53,074	75,530	83,644
Gas, coal or other oil and electric light fixtures or parts thereof of metal, including lava or other tips, burners, collars, galleries, shades and shade-holders \$	118,323	161,152	134,266	152,819	200,273	238,148
Lamps, side-lights, and head lights, lanterns and chandeliers..... \$	212,055	242,810	254,842	282,497	363,856	379,869
Nickel-plated ware, N.O.P. \$	19,438	18,843	34,820	52,421	59,201	77,937
Ores of metals, N.O.P.(a) { Cwt.	1,350,403	1,450,384	1,855,271	8,135,004	10,611,238	8,277,357
\$	153,952	282,191	598,016	727,099	1,070,232	1,112,193
Other misc. metals, &c.... \$	575,257	701,135	652,031	848,560	928,701	957,944
Total misc. metals, &c... \$	1,114,954	1,457,799	1,733,179	2,146,966	2,748,322	3,060,118
Total metals &c., and mfrs. of. \$	24,875,769	36,656,885	34,018,822	41,610,579	51,435,769	51,839,056
Musical instruments:—						
Pianos..... { No.	495	558	577	664	695	659
\$	85,216	101,454	101,185	106,171	127,084	108,388
Pianos, parts of..... \$	107,682	123,935	144,194	154,249	140,342	147,377
Other musical instruments.. \$	169,132	171,057	169,752	211,783	260,523	270,920
Total musical instruments \$	362,030	396,446	415,131	472,203	527,949	526,685

(a)—Includes "Iron, ore" prior to 1913.

SESSIONAL PAPER No. 10

Articles of Merchandise Imported into Canada, &c.—*Continued.*

QUANTITIES AND VALUES.

1905.	1906.	1907. (9 mos.)	1908.	1909.	1910.	1911.	1912.	1913.
29,123 819,038	33,417 1,171,569	21,981 891,700	34,571 1,282,004	33,813 980,714	33,683 1,005,467	35,706 1,242,436	41,740 1,766,678	51,319 2,286,142
600,005 1,751,507	605,182 1,869,000	452,562 1,516,777	697,514 2,437,540	537,179 1,682,366	797,323 2,404,777	880,504 2,859,611	916,030 3,045,618	1,291,428 4,178,323
221,756	296,912	311,239	340,537	322,350	411,921	546,554	668,110	778,645
2,792,301	3,337,481	2,719,716	4,060,081	2,985,430	3,822,165	4,648,601	5,420,406	7,243,113
25,141 141,514	24,462 153,438	18,427 126,221	30,362 191,081	26,222 141,066	35,040 201,777	34,659 206,746	33,379 213,141	99,311 617,138
37,941 206,244	50,137 290,686	42,465 269,044	55,593 314,369	65,981 310,688	132,001 658,285	98,372 505,447	125,721 716,064	107,845 630,564
11,912	11,929	12,556	19,240	15,610	15,195	24,171	34,032	54,518
359,670	462,053	407,821	524,690	467,364	875,557	736,364	963,237	1,302,220
52,481 129,822	76,074 194,083	82,045 206,181	92,675 200,441	30,607 60,240	155,130 322,566	176,534 353,872	211,062 421,857	262,419 525,017
643,024 154,569	726,723 168,465	905,013 218,399	445,990 131,762	601,405 167,019	2,045,149 124,006	3,668,239 782,254	2,395,881 487,490	2,333,873 403,700
116,923	138,000	127,509	191,204	181,710	198,756	254,331	349,655	498,215
316,979	343,018	335,842	400,724	351,963	389,345	507,963	609,591	781,839
325,844	366,545	371,301	619,980	427,761	739,950	919,403	1,388,704	1,747,648
107,816	157,247	135,215	365,313	425,777	573,639	820,369	1,059,327	1,453,432
16,157,228 1,775,158	17,678,691 2,270,036	17,408,995 1,869,268	21,208,207 2,832,548	22,102,589 2,606,042	25,418,492 3,345,550	34,156,748 4,326,773	29,058,529 4,006,174	898,244 672,237
1,047,835	1,290,116	1,179,251	1,331,722	1,046,255	1,513,026	1,887,443	2,323,444	2,818,811
3,974,946	4,927,450	4,442,996	6,073,694	5,266,767	7,506,838	9,852,408	10,646,242	8,900,899
54,079,967	59,839,930	58,181,335	80,088,799	54,505,437	78,683,141	106,082,126	124,125,470	171,951,244
622 123,850	816 174,328	1,068 211,076	922 196,285	1,037 200,203	1,592 296,863	1,701 303,673	1,985 348,129	2,718 479,745
143,290	151,757	108,217	164,440	149,190	216,571	242,971	226,798	304,299
245,189	275,766	314,147	626,907	497,768	698,259	932,799	978,670	1,259,200
512,329	601,791	633,440	987,632	847,161	1,211,693	1,479,443	1,553,597	2,043,244

4 GEORGE V., A. 1914

No. 20—STATEMENT of the Quantities and Values of the Principal

PRINCIPAL ARTICLES.	QUANTITIES AND VALUES.						
	1899.	1900.	1901.	1902.	1903.	1904.	
Oils:—							
Mineral:—							
Coal and kerosene, distilled, purified or refined.	Galls. 8						
Crude petroleum, fuel and gas oils (.8237 specific gravity or heavier)	Galls. 8	9,894,512 699,623	9,521,667 828,564	10,690,087 878,299	12,967,070 1,029,893	16,543,925 1,488,323	22,938,529 1,971,211
Gasoline under .725 specific gravity.	Galls. 8						
Other mineral oils.	Galls. 8						
Total mineral oils.	Galls. 8	9,894,512 699,623	9,521,667 828,564	10,690,087 878,299	12,967,070 1,029,893	16,543,925 1,488,323	22,938,529 1,971,211
Fish oil	Galls. 8	165,354 50,285	167,805 60,987	150,039 57,819	155,956 59,565	217,412 91,251	209,107 132,864
Animal, vegetable, &c., oils:—							
Cocoanut and palm in their natural state.	Galls. 8	185,766 57,720	212,237 80,192	407,213 138,131	286,915 116,481	310,719 181,491	250,604 141,094
Cotton seed oil.	Galls. 8	511,607 97,807 109,547	842,350 251,018	1,108,832 381,825	924,791 373,883	755,910 259,699
Flax seed or linseed, raw or boiled.	Galls. 8	1,032,308 328,487	1,044,972 479,277	778,982 441,048	692,889 407,101	565,966 304,679	862,629 281,301
Lubricating oils, composed wholly or in part of petroleum	Galls. 8	690,274 82,296	1,003,916 124,639	1,145,507 136,226	1,216,100 134,510	1,607,536 196,007	1,971,482 248,317
All other lubricating oils.	Galls. 8	266,988 78,434	533,030 96,833	230,238 77,433	280,504 95,081	298,437 111,622	481,801 131,784
Other animal &c., oils.	\$	230,507	224,087	222,291	286,654	320,667	312,124
Total animal, &c., oil.	\$	875,251	1,114,575	1,266,147	1,421,652	1,488,349	1,374,319
Total oils.	\$	1,625,159	2,004,126	2,202,265	2,511,110	3,067,923	3,478,394
Oilcloth.	Sq. yds. \$	933,049 298,134	1,106,783 355,957	1,190,456 423,705	1,283,918 450,073 563,933 731,583
Optical, philosophical and mathematical instruments	\$	246,590	268,226	249,997	294,754	304,900	318,156
Packages, other than P.O. packages and express parcels of small value.	\$	570,402	663,896	699,985	710,918	781,731	877,714
Packages, P.O. packages and express parcels of small value.	\$	1,173,579	1,373,906	1,702,573	1,697,647	1,435,262	1,496,369
Paintings, drawings, engravings, prints and building plans, &c., also paintings in oil, &c.	\$	741,765	842,073	668,965	808,648	717,328	633,905
Paints and colours:—							
Dry white and red lead, orange mineral and zinc white.	Lbs. \$	14,378,909 511,284	14,859,143 638,869	10,307,548 462,353	15,612,031 603,621	19,247,877 759,459	17,076,364 666,365
Other paints and colours.	\$	364,192	399,389	464,155	547,912	616,191	600,531
Total paints and colours	\$	879,476	1,038,258	926,508	1,151,533	1,375,650	1,266,896
Paper and manufactures of:—							
Cards for playing.	Packs \$	360,186 26,338	359,306 29,637	372,685 34,645	388,498 38,711	430,195 12,874	597,271 65,386
Envelopes	M. \$	32,561 26,261	32,918 28,623	25,490 27,416	30,185 31,414	39,066 35,632	73,896 67,006

* Lbs., not gallons.

SESSIONAL PAPER No. 10

Articles of Merchandise Imported into Canada, &c.—*Continued.*

QUANTITIES AND VALUES.

1905.	1906.	1907. (9 mos.)	1908.	1909.	1910.	1911.	1912.	1913.
			6,951,844 550,543	11,613,625 843,790	9,234,098 656,332	9,112,078 528,469	14,029,653 691,334	17,258,830 1,195,071
32,711,640 1,844,298	30,874,464 1,671,122	22,047,344 1,283,130	24,866,963 889,080	31,594,212 1,321,988	36,947,670 1,188,850	54,310,597 1,626,141	72,231,006 2,270,374	143,338,070 4,531,281
			3,340,081 398,927	5,204,125 467,088	8,650,711 817,546	16,629,758 1,683,385	23,270,798 1,961,015	43,275,067 5,846,364
			2,006,199 222,614	214,187	289,621	403,961	549,557	670,737
32,711,640 1,844,298	30,874,464 1,671,122	22,047,344 1,283,130	37,165,087 2,061,164	2,847,053	2,952,349	4,241,956	5,472,280	12,243,453
273,129 127,582	253,998 86,047	209,908 70,817	246,296 84,980	289,084 112,788	226,603 83,865	243,806 121,713	249,911 137,915	285,195 135,019
265,487 144,44'	259,329 155,183	160,182 123,590	224,987 141,756	336,854 195,150	307,237 217,783	297,338 258,063	407,825 329,803	393,239 333,027
898,643 214,977	1,136,037 325,121	1,007,800 385,395	1,267,949 539,103	1,393,436 531,052	2,130,498 916,761	2,297,243 1,093,434	2,181,427 951,648	3,812,244 1,756,039
1,648,681 588,355	1,184,715 444,437	1,507,336 190,395	*3,515,090 182,332	*1,318,647 70,100	*1,561,052 92,435	*3,748,646 336,840	*4,804,928 451,371	*1,123,851 106,103
1,641,608 210,429	1,916,142 250,018	1,904,957 248,855	3,280,868 413,713	2,362,521 318,134	2,863,637 393,603	3,541,345 467,536	4,375,369 526,735	6,434,878 839,698
342,991 121,711	385,667 144,504	480,305 193,632	592,907 193,772	555,238 196,565	813,901 227,091	921,480 299,692	1,058,023 286,668	1,196,311 400,091
313,572	490,862	358,851	560,005	506,519	743,595	1,102,885	1,159,745	1,575,367
1,593,485	1,720,125	1,415,718	2,030,681	1,817,520	2,591,268	3,552,450	3,705,970	5,010,325
3,565,345	3,477,294	2,769,665	4,176,825	4,777,361	5,627,482	7,916,119	9,316,165	17,388,797
773,001	913,106	934,597	1,178,573	904,862	1,306,505	1,679,660	1,919,987	2,553,520
367,125	422,024	338,206	723,786	708,098	883,602	1,347,716	1,518,997	1,969,651
843,521	945,737	1,044,693	2,126,480	1,912,482	2,123,243	2,517,856	2,550,424	3,217,262
1,605,985	1,691,531	1,343,068	1,904,504	2,096,778	2,513,998	2,915,568	3,133,042	3,842,841
1,060,669	1,549,113	955,176	1,411,044	1,367,485	1,546,927	1,807,370	2,293,191	1,959,321
21,274,869 791,106	15,046,275 602,974	10,357,365 493,278	13,925,235 649,725	8,374,356 354,563	10,746,856 401,867	12,902,199 468,237	11,684,463 442,260	16,663,877 745,124
706,794	779,634	631,986	871,224	780,434	985,040	1,126,697	1,317,866	1,657,887
1,497,900	1,382,608	1,125,264	1,520,949	1,134,997	1,386,907	1,594,934	1,760,126	2,403,011
570,201 60,267	587,748 37,179	523,556 64,773	791,243 81,500	669,885 65,329	765,599 76,358	895,365 89,245	1,075,138 108,613	1,297,173 130,440
90,580 75,892	70,297 64,786	62,547 52,825	69,832 70,935	67,250 56,691	92,144 79,280	94,536 84,735	101,602 91,300	111,518 117,313

4 GEORGE V., A. 1914

No. 20—STATEMENT of the Quantities and Values of the Principal

PRINCIPAL ARTICLES.	QUANTITIES AND VALUES.					
	1899.	1900.	1901.	1902.	1903.	1904.
Paper and mfrs. of:— <i>Con.</i>						
Hangings of wall paper, including borders.....	Rolls \$ 571,285	595,564	1,221,748	2,679,567	2,645,892	2,553,701
Pads not printed, papier maché ware, N.O.P.....	\$ 85,839	93,970	113,904	194,230	217,734	183,330
Papeteries and all manufactures of paper, N.O.P.....	\$ 400,219	428,758	446,762	471,325	479,241	657,027
Printing.....	Lbs. \$ 2,456,482	3,654,379	7,476,297	6,149,251	6,781,057	8,183,393
Ruled, border and coated papers, and boxed papers..	\$ 133,983	192,781	353,595	303,519	353,205	436,895
Tarred paper.....	\$ 21,902	21,023	26,814	62,160	131,286	154,707
Other paper and mfrs. of.	\$ 13,677	14,869	33,177	43,496
Total paper and mfrs. of	\$ 550,267	616,704	761,207	798,000	860,280	1,054,966
Perfumery.....	\$ 115,328	124,800	149,212	143,195	170,921	213,846
Pickles and sauces.....	Galls. \$ 213,483	291,669	295,897	291,792	439,306	509,639
Plants and trees.....	\$ 184,387	245,104	242,003	233,929	313,514	371,284
Precious stones and imitations of:—	\$ 76,794	88,058	102,076	127,719	146,116	164,034
Diamonds, unset or diamond dust or bort and black diamonds for borers.....	\$ 382,724	451,792	611,978	728,489	884,054	853,944
Other precious stones, &c.....	\$ 81,899	178,142	153,064	135,372	370,385	363,570
Total precious stones, &c.	\$ 464,623	629,934	765,042	863,861	1,254,439	1,217,514
Provisions:—						
Butter.....	Lbs. \$ 2,334,400	2,536,992	1,445,627	782,210	530,445	630,653
Cheese.....	\$ 428,022	606,183	335,632	179,479	141,146	150,949
Eggs.....	Lbs. \$ 8,526,408	4,481,016	5,581,664	2,421,015	1,081,255	902,255
Lard, natural.....	\$ 668,082	547,143	610,127	245,489	132,374	104,214
Meats:—	Doz. \$ 466,932	712,046	953,875	776,562	560,646	975,999
Bacon and hams, shoulders and sides.....	\$ 75,435	128,405	194,522	170,260	122,960	203,492
Beef, salted in barrels.....	Lbs. \$ 1,181,454	690,198	1,798,268	1,442,402	359,313	648,955
Dried or smoked meats and meats preserved in any other way than salted or pickled.....	\$ 74,315	52,091	167,392	156,648	40,341	67,917
Pork, barrelled in brine.....	Lbs. \$ 7,322,764	5,275,929	6,476,014	5,491,935	2,897,415	3,340,812
Other provisions.....	\$ 558,403	549,996	726,225	656,024	414,444	441,003
Total provisions.....	\$ 1,701,685	2,288,281	2,277,783	2,388,866	2,115,154	2,878,670
Rags.....	\$ 85,115	107,550	108,811	123,242	121,246	123,634
Resin or rosin.....	Lbs. \$ 2,792,300	2,987,923	2,420,173	1,597,464	1,411,959	1,862,266
.....	\$ 246,932	291,354	274,256	193,328	164,613	223,346
.....	Lbs. \$ 8,360,710	5,804,332	6,765,294	7,064,653	5,637,990	6,098,067
.....	\$ 429,022	305,568	469,277	587,784	515,704	419,067
.....	\$ 160,289	207,388	208,334	238,458	202,179	233,891
.....	\$ 2,725,615	2,895,978	3,085,576	2,550,712	1,855,010	1,967,513
.....	Cwt. \$ 404,976	1,551,557	390,028	367,373	241,286	254,484
.....	\$ 293,561	306,843	225,924	167,902	293,120	333,815
.....	Cwt. \$ 108,262	84,972	103,304	132,415	160,615	261,940
.....	\$ 94,237	111,760	125,363	147,613	194,292	229,788

SESSIONAL PAPER No. 10

Articles of Merchandise Imported into Canada, &c.—Continued.

QUANTITIES AND VALUES.

1905.	1906.	1907. (9 mos.)	1908.	1909.	1910.	1911.	1912.	1913.
2,279,230 196,596	2,309,680 217,207	1,277,602 159,563	1,898,667 215,726	2,162,373 215,945	2,856,672 274,244	2,859,653 311,201	3,225,981 343,460	3,889,372 467,100
723,707	743,934	649,040	8,340	7,884	6,408	2,718	10,542	8,476
9,014,264 521,696	8,770,995 521,390	6,387,297 405,156	7,785,459 486,335	6,781,588 374,986	7,459,262 463,183	13,596,984 693,798	17,720,208 760,903	19,259,381 798,046
181,756	212,695	177,600	130,216	100,504	168,514	219,564	300,170	331,218
			335,837	295,931	347,745	395,901	471,914	689,923
1,203,512	1,349,764	1,131,972	1,537,415	1,483,730	1,906,274	2,167,255	2,449,686	3,337,012
2,963,426	3,176,955	2,640,929	4,068,520	3,656,279	4,658,714	5,533,402	6,361,299	8,374,947
202,969	235,874	219,473	340,783	296,089	393,598	450,908	547,210	675,339
484,982 338,459	481,038 365,827	372,042 284,243	641,377 488,766	537,986 370,568	640,998 450,759	907,495 601,373	859,610 641,266	1,211,439 807,079
191,147	229,252	170,446	276,683	252,241	321,999	385,404	432,411	530,121
1,239,987	1,209,755	924,412	1,485,110	1,236,044	1,991,421	2,212,683	2,661,975	3,858,283
262,177	432,410	315,607	284,531	182,320	299,897	412,066	407,273	586,646
1,502,164	1,642,165	1,240,019	1,769,641	1,418,364	2,291,318	2,624,749	3,069,248	4,444,929
583,831 132,954	292,212 64,519	868,348 157,052	835,270 192,663	1,227,046 289,428	687,454 104,301	1,328,792 322,550	3,987,332 1,038,138	8,145,527 2,123,688
415,257 59,485	509,416 83,324	879,089 129,980	1,032,112 164,819	737,136 130,076	945,896 191,706	1,186,279 231,479	2,426,217 415,478	1,709,481 344,128
333,297 74,167	485,229 94,232	666,574 144,630	1,186,204 222,207	1,146,041 241,665	893,324 192,810	2,469,927 449,218	7,577,826 1,625,019	13,456,328 2,828,607
1,345,677 100,737	7,661,895 653,044	6,092,308 590,106	11,786,007 1,074,466	11,945,634 1,229,055	11,144,622 1,359,192	8,070,976 996,612	7,960,540 758,358	12,032,451 1,356,292
4,382,847 502,147	7,140,369 783,546	5,203,868 652,602	7,335,441 856,900	5,936,947 745,489	5,501,353 830,545	5,013,884 846,569	11,256,684 1,476,237	13,577,559 1,938,726
1,878,759 84,643	3,478,865 160,949	3,227,574 132,747	2,937,325 139,668	2,244,383 123,096	1,866,922 112,503	1,859,330 125,960	3,074,684 173,906	1,433,582 103,771
1,565,006 181,868	2,248,011 261,470	1,448,332 186,349	1,644,864 198,916	1,024,260 134,118	1,177,655 170,425	2,222,999 340,529	3,618,223 495,479	3,972,782 665,964
5,378,372 363,253	11,215,320 821,653	7,911,430 641,768	9,320,803 725,434	10,677,227 891,384	8,850,865 925,392	7,482,392 788,983	6,442,838 499,077	9,721,096 960,321
195,429	266,967	241,110	480,907	367,314	519,489	751,765	1,242,093	1,870,249
1,694,623	3,189,704	2,876,344	4,055,980	4,151,621	4,406,363	4,853,665	7,723,779	12,191,746
1,116,215 324,747	1,697,801 361,722	314,690	760,797	521,095	496,057 886,405	536,604 1,012,538	564,296 1,136,980	750,003 1,419,898
170,681 259,839	188,752 349,115	144,749 288,616	214,221 454,439	171,737 311,820	242,154 443,591	238,092 568,108	263,175 703,312	272,713 741,607

4 GEORGE V., A. 1914

No. 20—STATEMENT of the Quantities and Values of the Principal

PRINCIPAL ARTICLES.	QUANTITIES AND VALUES.					
	1899.	1900.	1901.	1902.	1903.	1904.
Ribbons.	854,113	715,951	643,628	798,730	1,093,470	1,059,019
Salt.	(Lbs. 194,817,958	204,583,033	227,521,291	252,231,125	247,263,104	228,424,926
	(\$ 300,339	325,436	373,306	424,780	402,957	412,401
Seeds :—						
Flaxseed.	(Bush 45,708,682	51,184,541	15,328,360	154,049,308	48,286,126	28,914,126
	(\$ 1,119,539	1,366,436	700,480	1,871,333	1,376,537	548,712
Garden, field or other seeds for agricultural or other pur- poses, N.O.P., when in bulk or in large parcels.	\$ 381,868	525,567	575,719	443,244	475,322	358,290
Timothy seed and clover seed..	\$					
Other seeds.	\$ 70,413	82,302	85,973	128,716	137,144	114,974
Total seeds.	\$ 1,571,820	1,974,305	1,362,172	2,443,293	1,989,003	1,021,976
Settlers' effects.	\$ 2,805,956	3,065,410	3,740,630	4,580,481	6,442,724	6,758,913
Silk and manufactures of:—						
Clothing.	\$ 254,427	272,790	259,442	236,949	253,530	287,282
Fabrics :—						
Velvets, velveteens and	(Yds. 819,562	763,213	578,347	622,992	785,525	651,000
plush, N.O.P.	(\$ 321,604	274,625	233,523	279,811	370,118	302,031
Other fabrics, N.O.P.	\$ 2,090,157	2,452,908	2,363,128	2,642,626	2,888,725	2,839,012
Handkerchiefs.	\$ 90,080	107,211	115,368	108,894	112,803	125,743
Raw, or as reeled from the	(Lbs. 73,824	69,832	78,589	106,637	101,833	93,356
cocoon, &c.	(\$ 263,543	277,708	261,637	352,134	367,928	368,280
Other silk and mfrs. of.	\$ 169,511	130,027	150,400	166,800	179,001	213,107
Total silk and mfrs. of	\$ 3,189,322	3,515,269	3,383,498	3,787,214	4,172,105	4,135,455
Soap.	(Lbs. 6,216,927	7,292,097	5,998,358	4,711,482
	(\$ 381,198	449,341	366,179	318,390	346,554	419,120
Spices.	(Lbs. 1,971,069	2,119,717	2,171,867	2,588,099	2,694,581	2,872,497
	(\$ 188,687	223,224	221,382	251,973	236,457	283,254
Spirits and wines :—						
Brandy.	(Galls. 211,875	233,403	245,785	291,311	310,360	344,963
	(\$ 310,650	350,718	393,556	436,251	475,386	540,270
Gin of all kinds, N.O.P.	(Galls. 534,227	595,367	673,712	594,691	749,231	881,016
	(\$ 223,915	258,573	317,673	270,982	350,175	413,510
Whiskey.	(Galls. 376,626	431,685	484,235	477,638	531,677	575,879
	(\$ 523,819	618,556	699,739	681,550	803,644	874,261
Other spirits.	(Galls. 312,394	271,079	273,992	295,594	346,361	456,231
	(\$ 128,907	161,153	167,674	159,603	172,388	204,546
Wines, non-sparkling.	(Galls. 407,947	467,277	464,702	488,551	520,270	487,535
	(\$ 292,269	344,669	353,344	359,890	375,308	377,135
" sparkling.	\$ 240,988	249,922	234,603	238,000	224,680	238,440
Total spirits and wines.	\$ 1,720,548	1,983,591	2,166,589	2,146,276	2,401,581	2,648,162
Stone and manufactures of.	\$ 208,202	239,993	243,012	317,860	374,713	456,264
Sugar, syrup and molasses:—						
Molasses.	(Galls. 3,953,710	4,666,677	4,446,759	5,120,870	4,141,815	4,908,506
	(\$ 813,602	4,217,027	1,071,090	921,588	818,824	1,023,788
†Pounds.						

SESSIONAL PAPER No. 10

Articles of Merchandise Imported into Canada, &c.—*Continued.*

QUANTITIES AND VALUES.

1905.	1906.	1907. (9 mos.)	1908.	1909.	1910.	1911.	1912.	1913.
1,098,291	1,157,886	1,130,403	1,736,120	1,333,462	1,577,628	1,350,619	1,388,535	1,707,836
215,397,036 399,086	224,452,485 412,045	161,300,475 299,369	232,163,900 430,916	263,803,000 460,443	267,800,000 465,174	245,095,000 424,758	259,600,500 448,645	279,684,200 490,924
+ 9,844,388 211,585	+76,949,206 1,647,194	+152,331,474 3,351,390	1,907,521 2,363,085	629,436 789,932	4,344 9,503	174,157 347,072	249,460 554,817	5,846 11,422
453,345	374,974	417,364	312,940	277,622	288,979	336,550	312,155	326,209
.....	190,313	754,387	859,202	760,595	921,938	807,709	970,541
120,770	113,056	92,841	129,042	156,863	122,096	151,381	151,467	332,591
785,700	2,135,224	4,051,908	3,559,454	2,083,619	1,181,173	1,756,941	1,826,148	1,640,763
7,084,659	9,254,511	5,775,378	10,682,490	7,221,599	10,271,428	14,072,611	15,145,212	15,934,383
339,091	328,071	245,069	418,226	335,956	472,199	771,003	1,048,529	1,426,559
585,279 294,664	448,738 282,270	385,500 240,186	567,107 367,911	420,701 257,142	622,284 411,763	629,488 486,446	760,152 633,424	631,819 552,432
3,442,868	3,391,557	2,659,650	3,632,718	3,408,017	4,351,316	4,682,617	4,815,030	6,014,281
130,757	121,596	116,341	167,897	56,046	90,908	138,058	78,949	115,221
127,672 444,370	120,207 451,707	79,059 327,040	96,954 451,382	106,364 374,956	112,330 393,011	121,748 407,583	112,581 381,604	75,776 248,643
190,148	218,284	222,332	290,903	197,939	293,661	440,260	499,073	895,775
4,841,898	4,793,485	3,810,618	5,329,037	4,630,056	6,017,858	6,925,967	7,456,609	9,252,911
434,009	512,129	441,162	617,662	694,798	824,030	875,611	1,133,696	1,330,587
2,768,608 262,208	3,493,268 299,356	2,065,778 196,812	3,036,351 281,288	3,225,614 252,195	2,984,890 242,823	3,495,227 313,417	3,607,030 346,856	3,660,749 353,301
362,385 560,828	355,211 539,662	262,743 457,274	425,424 761,110	325,738 551,946	401,026 742,302	443,916 832,525	480,657 956,304	634,680 1,172,664
809,694 374,482	671,963 377,528	551,774 313,106	881,641 572,165	775,795 494,682	878,449 552,435	938,700 614,972	1,049,809 694,547	1,217,242 898,858
592,104 899,251	646,543 1,024,593	505,501 843,210	767,069 1,306,380	693,927 1,140,588	861,784 1,480,349	1,019,392 1,778,395	1,268,701 2,395,637	1,576,287 2,876,251
836,485 302,882	502,741 254,938	324,137 209,759	560,346 343,517	303,387 242,258	276,903 274,118	435,258 358,788	398,110 384,701	400,349 475,455
563,363 410,188	562,668 417,988	390,539 301,390	631,661 502,879	529,430 390,947	683,940 489,665	763,149 581,756	755,360 666,360	976,191 913,409
263,131	311,211	240,569	462,790	263,438	475,879	717,768	826,568	924,960
2,810,762	2,925,920	2,365,308	3,948,841	3,083,859	4,014,748	4,884,204	5,924,117	7,261,597
499,040	676,281	664,778	968,227	835,283	1,145,108	1,337,172	1,611,124	2,186,414
5,539,658 1,165,541	5,610,353 1,096,425	4,115,187 456,355	5,414,971 1,000,555	4,652,718 970,235	6,682,517 1,552,433	6,814,612 1,409,635	6,242,682 1,214,915	6,234,729 1,471,177

4 GEORGE V., A. 1914

No. 20—STATEMENT of the Quantities and Values of the Principal

PRINCIPAL ARTICLES.	QUANTITIES AND VALUES.					
	1899.	1900.	1901.	1902.	1903.	1904.
Sugar, syrup and molasses:— <i>Con.</i>						
Sugar above No. 16 D. S. { Lbs.	29,148,391	36,812,058	39,704,040	53,458,247	25,966,112	22,668,689
in colour..... { \$	831,940	1,101,296	1,143,605	1,328,832	755,697	561,630
Sugar N.O.P. not above { Lbs.	240,450,901	283,003,364	300,587,571	337,900,702	333,822,615	412,289,597
No. 16 D. S., in colour... { \$	5,233,189	6,452,806	6,809,735	6,576,212	5,717,238	7,960,374
Sugar candy, and confection- ery of all kinds, including sweetened gums, candied peel, candied pop-corn, can- died fruit, candied nuts, fla- vouring powders, custard powders, jelly powders, sweet meats, sweetened breads, cakes, pies, puddings, and all other confections con- taining sugar..... { Lbs.	1,024,898	1,237,924	1,393,546	1,419,049	1,758,684	1,942,716
..... { \$	112,597	137,734	150,296	163,633	191,578	243,164
Other sugar, &c..... \$	58,611	105,436	170,660	111,993	52,867	30,235
Total sugar, &c..... \$	7,049,939	9,014,209	9,345,386	9,102,258	7,536,204	9,819,191
Tea..... { Lbs.	25,102,685	24,998,726	23,095,938	19,682,053	24,072,497	31,339,600
..... { \$	3,528,807	3,611,014	3,189,567	2,977,129	3,473,052	4,695,440
Tobacco and manufactures of:—						
Cigars and cigarettes..... { Lbs.	71,058	98,064	101,265	120,382	128,300
..... { \$	195,929	286,742	339,019	313,543	359,311	395,524
Tobacco, unmanufactured.. { Lbs.	11,950,177	9,925,775	9,284,971	11,877,862	14,778,471	15,494,586
..... { \$	1,715,451	1,731,366	1,555,851	2,020,099	2,503,517	2,880,792
Other tobacco and mfrs. of { Lbs.	251,051	327,068	1,108,693	316,364	332,872	460,197
..... { \$	116,951	139,716	277,550	156,834	178,200	228,459
Total tobacco and mfrs. of { Lbs.	12,272,286	10,350,907	12,295,491	15,231,725	16,083,083
..... { \$	2,028,331	2,157,824	2,172,420	2,490,476	3,041,028	3,504,775
Tobacco pipes of all kinds, pipe mounts, cigar and cigarette holders and cases for same, smokers' sets and cases there- for, and tobacco pouches... \$	191,890	214,057	292,895	303,683	368,603	444,747
Turpentine, spirits of..... { Galls.	607,090	725,328	808,037	729,035	784,013	680,680
..... { \$	228,995	359,675	309,339	311,773	437,058	423,250
Umbrellas, parasols and sun- shades of all kinds..... \$	131,238	109,890	81,864	72,224	62,041	56,731
Vegetables:—						
Potatoes..... { Bush.	64,331	101,757	136,669	81,816	407,740	77,830
..... { \$	41,604	69,073	88,652	88,017	228,817	78,578
Tomatoes, fresh..... { Bush.	15,732	14,581	21,794	19,373	31,806	51,334
..... { \$	24,552	26,194	37,519	54,047	69,169	103,763
Tomatoes and other vegetables, including corn and baked beans in cans or other air- tight packages, N.O.P.... { Lbs.	1,237,197	1,704,864	1,251,926	1,017,822	4,083,157	2,528,498
..... { \$	65,829	99,893	75,488	73,684	169,306	131,750
Other vegetables..... \$	196,947	217,989	243,726	214,619	250,574	386,019
Total vegetables.. \$	328,332	413,149	445,385	430,397	717,866	700,110
Watches and parts of... \$	427,198	500,018	624,000	742,558	872,753	946,576
Webbing..... \$	121,624	139,750	138,700	156,738	164,393	202,149

SESSIONAL PAPER No. 10

Articles of Merchandise Imported into Canada, &c.—*Continued.*

QUANTITIES AND VALUES.

1905.	1906.	1907 (9 mos.)	1908.	1909.	1910.	1911.	1912.	1913.
20,826,592 677,454	27,086,137 808,652	23,875,826 707,084	33,503,673 1,030,356	27,630,577 877,435	35,099,380 1,171,872	31,437,898 1,108,466	23,663,109 843,466	19,669,304 720,822
350,432,886 9,220,125	390,846,220 8,121,935	268,563,701 5,321,131	454,399,856 9,875,381	440,393,304 10,883,250	471,147,448 11,430,803	532,449,975 13,707,635	554,365,348 14,519,860	650,848,295 17,154,500
1,971,398 261,107	2,296,822 304,505	2,207,214 274,214	3,174,115 395,738	2,964,676 405,046	4,175,599 585,669	6,134,456 865,779	8,131,592 1,161,834	10,921,709 1,549,867
12,949	51,567	60,991	131,081	149,189	110,167	99,360	91,604	190,124
11,337,176	10,383,084	6,819,775	12,433,111	13,285,155	14,850,944	17,190,895	17,831,679	21,086,490
26,379,171 3,677,620	25,628,694 3,666,996	22,208,647 3,185,411	26,905,368 4,346,043	32,533,299 5,081,306	33,191,909 5,348,775	34,303,595 5,654,528	38,365,605 6,711,415	40,816,896 6,845,687
122,185 393,766	144,574 465,951	134,708 478,097	163,850 537,217	134,989 467,198	137,085 510,151	173,960 613,782	219,221 771,522	252,632 887,694
14,707,457 2,545,713	14,603,355 2,669,225	14,585,972 2,963,085	16,219,692 3,468,853	15,657,121 3,462,976	15,479,327 3,448,890	17,541,091 3,947,807	17,238,994 4,432,682	24,383,099 6,475,115
410,586 200,805	556,893 288,051	442,888 242,739	637,355 350,750	442,212 246,217	525,694 298,735	680,599 390,857	810,459 499,721	1,157,466 711,661
15,240,228 3,140,284	15,304,822 3,423,227	15,163,568 3,683,921	17,020,897 4,356,820	16,234,322 4,176,391	16,142,106 4,257,776	18,395,650 4,952,446	18,268,674 5,703,925	25,793,197 8,074,470
407,066	443,023	337,940	670,968	647,525	615,500	796,114	865,836	1,013,059
802,014 459,912	898,100 603,059	453,594 295,200	870,401 562,125	908,740 412,818	963,115 527,349	883,266 683,236	950,328 629,491	1,147,786 575,981
53,784	53,122	53,559	114,987	100,621	109,408	117,021	93,271	127,001
519,067 232,259	241,605 131,891	97,046 72,284	263,973 203,018	127,215 129,759	225,472 185,886	448,784 247,668	494,834 491,095	644,921 538,106
47,097 104,014	51,486 116,934 58,027	49,362 128,930	81,706 150,950	146,593 168,030	204,572 257,863	82,613 229,281	145,043 309,973
4,440,730 183,270	2,504,360 129,505	1,412,470 102,383	2,053,235 160,995	2,342,004 186,425	2,867,406 216,510	7,465,909 421,027	19,073,901 806,239	18,034,591 926,862
472,734	424,083	287,439	624,310	576,495	743,205	901,132	1,243,367	1,507,688
992,277	802,413	520,133	1,117,253	1,043,629	1,313,631	1,827,690	2,769,982	3,282,629
900,846	936,154	810,930	962,953	786,422	1,044,678	1,230,369	1,428,458	1,730,840
183,835	203,586	179,272	206,843	202,632	302,175	315,367	371,386	352,351

4 GEORGE V., A. 1914

No. 20—STATEMENT of the Quantities and Values of the Principal

PRINCIPAL ARTICLES.	QUANTITIES AND VALUES.					
	1899.	1900.	1901.	1902.	1903.	1904.
Wood and manufactures of :—						
Cork	8 106,743	79,291	112,039	135,334	127,213	119,880
Fence posts and railway ties.	8 129,779	181,021	240,561	245,374	132,679	202,887
Furniture, house, cabinet or office.	8 327,719	395,509	444,206	489,306	592,608	585,486
Logs and round unmanufactured timber, N.O.P	8 406,845	432,224	262,863	665,817	389,267	396,348
Lumber and timber, planks and boards, when not otherwise manufactured than rough sawn or split or creosoted, vulcanized or treated by any preserving process :—						
Cherry, chestnut, gumw'd (M. ft.)	6,918	7,623	5,731	5,543	7,439	10,850
hickory & whitewood (8)	208,321	272,462	197,379	186,872	305,657	457,419
Mahogany (M. ft.)	929	494	414	953	413	1,140
(8)	53,277	47,296	47,660	113,697	55,286	138,388
Oak (M. ft.)	19,703	29,548	27,643	34,037	38,055	45,923
(8)	543,536	887,274	894,180	941,004	1,268,053	1,492,577
Pitch pine (M. ft.)	15,642	19,089	23,596	15,884	23,714	15,056
(8)	304,209	398,211	444,732	344,567	559,045	302,375
Walnut (M. ft.)	1,566	2,525	1,581	1,317	1,183	1,210
(8)	50,404	86,659	57,903	49,286	55,608	57,770
White ash (M. ft.)	1,047	1,234	778	812	1,069	2,416
(8)	32,591	45,830	23,393	29,953	42,392	97,479
Other lumber, &c.	8 32,126	29,555	43,439	37,082	20,028	14,329
Lumber ;—						
Sawed, split or cut boards, planks and other lumber, when not further manufactured than dressed on (M. ft.)	46,870	36,309	52,574	51,712	60,900	142,648
one side only (8)	569,416	574,383	704,868	675,910	892,360	2,663,571
Sawed boards, planks, deals, planed or dressed on one or both sides, when the edges thereof are jointed (M. ft.)	5,148	4,034	3,515	4,070	4,031	10,865
or tongued and grooved.) (8)	58,234	56,506	45,257	47,722	61,843	176,079
Staves and headings (oak only, after 1907).	8 47,762	72,876	69,192	82,360	111,317	146,580
Timber, squared or sided, N.O.P.	8 199,132	199,415	210,073	472,967	690,951	326,760
Veneers	8 58,934	100,377	96,723	114,377	132,765	149,222
Other wood and mfrs. of	8 952,764	1,144,409	1,139,407	1,267,812	1,553,342	2,072,292
Total wood and mfrs. of. . . .	8 4,081,792	5,003,298	4,943,878	5,899,440	6,990,414	9,399,442

SESSIONAL PAPER No. 10

Articles of Merchandise Imported into Canada, &c.—*Continued.*

QUANTITIES AND VALUES.

1905.	1906.	1907. (9 mos.)	1908.	1909.	1910.	1911.	1912.	1913.
123,313	194,404	137,957	274,785	167,114	245,144	326,898	546,570	519,026
376,014	508,696	291,966	599,544	644,355	663,825	1,197,805	1,115,132	1,856,711
693,670	753,589	570,283	812,418	681,290	997,569	1,345,188	1,755,513	3,187,780
479,791	889,571	410,264	526,182	579,833	532,884	699,107	821,173	1,001,717
7,817	9,661	9,286	16,051	8,600	11,983	16,740	16,918	26,330
318,330	420,524	390,965	684,252	388,134	534,834	670,775	655,220	892,963
642	1,752	1,597	1,640	1,228	1,583	3,022	2,696	3,781
78,659	197,476	184,450	213,339	140,070	174,357	347,750	314,409	475,148
36,820	32,852	35,761	54,543	32,220	50,556	57,593	63,457	80,788
1,200,981	1,239,259	1,395,210	2,173,793	1,380,415	2,146,359	2,321,936	2,449,542	3,227,113
20,586	22,576	40,192	68,946	42,317	42,341	94,048	91,441	118,868
405,733	565,474	1,288,791	2,170,143	1,049,668	1,028,483	2,111,818	1,929,923	2,435,376
7,943	1,003	709	608	493	512	594	470	621
34,211	13,246	38,821	34,370	23,529	26,556	32,685	27,677	43,857
1,834	1,715	1,581	2,063	1,284	1,246	2,426	2,960	3,859
69,912	72,034	80,552	106,499	61,573	65,146	127,674	152,990	204,847
14,731	45,697	36,795	44,370	52,479	64,113	99,894	136,338	125,974
116,531	52,401	39,415	79,190	51,012	85,053	193,523	378,482	382,963
2,185,221	1,124,638	959,081	2,012,315	1,107,180	1,852,542	3,500,066	4,988,579	6,089,548
11,022	7,610	3,384	4,539	6,943	7,617	22,850	52,542	60,773
162,416	126,527	70,258	104,566	104,856	102,950	315,621	687,977	925,764
135,893	198,835	204,793	344,739	174,346	149,553	195,354	215,482	305,329
145,338	189,418	40,409	190,685	59,340	53,178	332,927	366,764	800,560
172,632	181,593	165,649	216,401	159,553	244,872	299,066	295,827	354,416
1,943,586	1,905,384	1,717,078	2,733,672	2,005,507	2,586,348	3,324,196	4,363,633	6,081,219
8,540,431	8,656,370	7,983,322	13,242,073	8,779,242	11,468,713	17,248,760	20,622,749	28,527,348

4 GEORGE V., A. 1914

No. 20—STATEMENT of the Quantities and Values of the Principal

PRINCIPAL ARTICLES.		QUANTITIES AND VALUES.					
		1899.	1900.	1901.	1902.	1903.	1904.
Wool and manufactures of :—							
Carpets ;—							
Brussels	{ Yds. 667,393	811,104	651,578	663,991	859,698	824,469	
	{ \$ 414,688	493,789	410,847	419,655	553,057	544,610	
Tapestry	{ Yds. 1,444,352	1,404,427	1,410,483	1,576,839	1,848,221	1,748,342	
	{ \$ 468,916	465,648	469,860	560,122	658,415	697,984	
Other carpets.....	{ Yds. 71,024	60,945	68,633	161,461	374,820	435,991	
	{ \$ 32,000	32,193	42,621	97,137	260,643	273,726	
Clothing ;—							
Knitted goods, including knitted underwear, N.O.P.	\$ 210,763	125,329	93,200	82,465	105,644	240,177	
Shawls.....	\$ 77,448	73,174	93,656	87,444	111,461	112,938	
Socks and stockings....	{ Doz. prs. 386,732	427,399	303,631	358,402	517,202	487,929	
	{ \$ 648,157	635,239	526,548	572,183	887,742	871,903	
Clothing, ready-made, and wearing apparel of every description N.O.P....	\$ 1,151,674	1,151,933	1,155,914	1,211,185	1,321,563	1,668,199	
Fabrics ;—							
Cassimeres, cloths and doe skins.....	{ Yds. 2,815,153	2,504,211	3,673,196	3,823,743	4,289,000	4,236,852	
	{ \$ 1,559,978	1,384,631	1,883,957	1,939,672	2,381,665	2,280,217	
Coatings and overcoatings	{ Yds. 953,124	989,364	973,467	1,128,505	1,608,586	1,771,024	
	{ \$ 558,821	592,331	485,324	642,042	944,809	1,050,658	
Flannels, plain, not fancy	{ Yds. 475,568	542,522	655,702	824,270	756,054	744,802	
	{ \$ 64,810	84,334	120,126	153,398	139,385	129,195	
Tweeds.....	{ Yds. 849,870	1,427,821	1,241,095	1,874,787	2,585,347	3,949,580	
	{ \$ 513,513	843,625	748,765	1,028,400	1,397,482	2,049,773	
Fabrics and manufactures composed wholly or in part of wool, worsted, &c., N.O.P.....	\$ 3,465,397	3,475,197	3,200,664	3,485,888	3,845,191	4,235,781	
Felt, pressed of all kinds, not filled or covered by or with any woven fabric....	Lbs. 449,988	432,748	488,858	565,402	613,442	598,405	
	\$ 178,083	173,399	182,062	192,592	214,140	212,726	
Wool not further prepared than washed, N.O.P.....	Lbs. 9,413,739	8,054,699	8,574,605	10,360,738	7,994,702	7,339,369	
	\$ 1,335,096	1,574,834	1,292,895	1,374,054	1,239,998	1,319,735	
Yarns.....	Lbs. 735,043	909,089	1,014,563	1,481,542	2,130,610	1,861,649	
	\$ 311,861	407,311	409,864	531,062	811,153	801,000	
Other wool and mfrs. of....	\$ 189,603	215,052	127,443	245,810	257,954	364,309	
Total wool and mfrs. of..	\$ 11,180,808	11,728,019	11,243,746	12,623,107	15,130,302	16,854,931	
Coin and bullion	\$ 4,705,134	8,297,438	3,537,294	6,311,405	8,976,797	7,874,313	
Total value of principal and other articles imported....	\$ 162,764,308	189,622,513	190,415,525	212,270,158	241,214,961	259,211,803	

SESSIONAL PAPER No. 10

Articles of Merchandise Imported into Canada, &c.—*Concluded.*

QUANTITIES AND VALUES.

1905.	1906.	1907 (9 mos.)	1908.	1909.	1910.	1911.	1912.	1913.
819,804 540,405	651,228 460,784	206,808 162,604	501,508 403,418	268,033 233,304	296,095 249,645	389,575 318,813	361,487 355,894	465,348 438,393
1,604,552 599,360	1,581,249 564,175	696,389 281,046	1,215,488 622,473	703,334 332,112	1,000,660 477,590	1,048,790 573,024	1,055,417 584,721	1,094,270 637,742
707,472 456,369	746,302 542,353	1,031,128 631,023	628,284 570,345	372,029 378,422	674,721 591,903	840,373 735,276	704,254 675,773	896,300 1,014,770
329,280	407,059	313,093	676,743	475,385	697,633	909,901	971,872	1,506,244
96,336	109,982	69,759	86,550	36,437	38,783	76,522	87,135	131,576
542,204 957,147	626,751 1,120,696	498,693 966,188	760,285 1,379,317	522,337 933,115	738,436 1,351,640	970,768 1,697,348	697,008 1,249,988	871,510 1,660,784
1,664,294	1,531,365	1,184,711	1,859,951	1,526,140	1,684,218	2,038,266	2,411,949	3,091,707
2,334,752 1,589,685	3,075,228 2,003,161	3,211,912 2,224,296	4,484,885 2,817,782	3,715,056 2,483,859	4,863,173 3,381,332	5,413,313 3,467,536	5,330,233 3,455,562	5,101,458 3,272,526
1,898,297 1,177,760	1,838,061 1,166,954	1,591,760 1,084,926	1,910,106 1,305,713	1,344,561 1,006,878	2,102,957 1,556,298	1,842,249 1,349,853	1,579,755 1,300,355	1,483,536 1,218,545
774,030 134,933	746,067 132,348	488,854 91,514	595,484 107,565	319,404 68,470	467,384 91,023	504,689 98,482	531,912 93,077	723,093 126,821
3,677,756 1,952,792	3,962,590 2,092,559	3,175,388 1,715,165	3,258,924 1,921,049	1,815,548 1,183,837	2,890,617 1,859,873	2,595,921 1,698,506	2,261,496 1,507,894	2,596,090 1,473,630
4,958,618	6,081,891	5,142,499	7,353,870	5,459,433	8,151,069	8,120,616	8,481,977	12,121,222
588,932 168,099	811,667 190,174	627,810 183,104	1,116,490 272,565	469,999 152,599	674,721 214,966	1,808,731 323,076	1,298,276 298,804	1,373,282 388,419
7,617,211 1,553,431	6,311,837 1,489,268	3,928,791 853,152	6,129,216 1,407,274	5,683,948 1,042,662	7,747,079 1,587,175	6,422,395 1,496,520	7,195,436 1,555,395	9,209,170 2,063,028
1,948,817 912,642	2,044,962 1,032,271	1,435,311 767,663	2,439,430 1,307,499	2,056,682 1,072,889	3,367,126 1,666,668	4,283,555 2,133,712	4,035,721 2,151,254	4,675,156 2,566,582
472,360	456,626	465,565	1,052,915	809,554	1,080,665	1,413,307	1,479,235	2,092,966
17,563,514	19,381,666	16,136,308	23,145,029	17,195,096	24,680,481	26,451,358	26,660,885	33,804,955
10,308,435	7,078,603	7,517,008	6,548,661	9,988,442	6,017,589	10,206,210	26,033,881	5,427,979
266,834,417	294,286,015	259,786,007	370,786,525	309,756,608	391,852,692	472,247,540	559,320,544	692,032,392

No. 21—STATEMENT of the Quantities and Values of the Principal Articles

PRINCIPAL ARTICLES.		QUANTITIES AND VALUES.					
		1899.	1900.	1901.	1902.	1903.	1904.
Animals, living :—							
Cattle	No. \$	212,504 8,576,371	205,581 9,090,696	169,337 9,068,860	184,692 10,699,630	176,945 11,370,262	158,532 10,503,921
Horses	No. \$	13,505 1,077,907	10,893 1,269,535	8,819 1,075,901	14,558 1,764,428	6,371 1,038,408	3,526 649,127
Sheep	No. \$	405,334 1,541,132	459,944 1,894,012	394,948 1,628,731	348,895 1,496,771	401,619 1,658,874	364,175 1,547,497
Other animals	\$	95,992	75,759	136,119	146,087	388,032	118,639
Total animals	\$	11,291,402	12,330,002	11,909,611	14,106,916	14,455,576	12,819,184
Books, photographs, &c... \$		135,154	178,731	164,700	184,246	209,639	257,643
Breadstuffs:—							
Grain :—							
Barley	Bush. \$	386,768 179,519	2,551,949 1,200,852	2,490,403 1,173,219	457,117 231,199	947,012 457,233	1,057,670 489,437
Beans	Bush. \$	304,537 239,238	312,443 335,542	310,654 418,810	154,131 225,813	51,095 79,801	84,434 133,569
Buckwheat	Bush. \$	334,492 178,637	274,580 146,055	429,334 227,717	314,550 175,517	314,349 175,394	440,639 234,029
Corn	Bush. \$	16,150,779 6,411,495	11,761,024 4,758,778	12,220,975 5,507,245	2,690,748 1,287,789	2,132,908 1,085,601	5,698,115 2,775,807
Oats	Bush. \$	11,098,279 3,536,937	8,059,963 2,489,048	10,122,262 3,103,575	5,187,113 2,104,883	7,753,049 2,632-886	4,695,475 1,693,461
Pease, whole	Bush. \$	2,787,816 1,837,303	2,913,842 2,003,164	3,674,113 2,490,931	1,817,454 1,591,586	1,149,157 1,056,266	1,203,734 1,133,268
" split	Bush. \$	132,250 123,493	165,210 155,694	201,148 193,154	196,349 222,954		
Rye	Bush. \$	896,335 572,593	569,198 335,899	1,169,006 708,156	804,013 484,073	1,205,022 701,288	454,447 266,645
Wheat	Bush. \$	17,468,559 14,043,972	22,456,517 16,368,889	18,936,252 13,622,930	36,446,357 26,410,101	38,998,923 29,088,781	22,885,559 18,225,525
Other grain	Bush. \$	7,539 3,926	1,907 1,260	4,190 1,954	32,039 15,985	5,450 3,299	259 404
Total grain	Bush. \$	49,567,354 27,127,113	49,066,633 27,795,181	49,558,337 27,447,691	48,099,871 32,749,900	52,556,965 35,280,549	36,520,332 24,862,145
Grain products:—							
Bran	Cwt. \$	229,340 168,120	192,567 145,206	351,175 243,215	383,601 237,178	351,666 242,100	550,036 374,364
Oatmeal	Bbls. \$	119,986 396,568	145,867 474,991	151,851 467,807	91,706 344,332	145,036 538,149	204,464 756,687
Wheat flour	Bbls. \$	808,605 3,145,874	771,022 2,800,347	1,121,901 4,030,746	1,086,693 3,969,135	1,283,002 4,700,651	1,587,949 6,131,015
Other grain products ..	\$	12,575	28,660	36,729	62,020	42,397	62,254
Total grain products ..	\$	3,723,137	3,449,204	4,778,497	4,612,665	5,523,297	7,324,320
Other breadstuffs	\$	70,883	45,508	60,399	53,318	53,358	54,000
Total breadstuffs	\$	30,920,633	31,289,893	32,286,587	37,415,883	40,857,204	32,240,465

SESSIONAL PAPER No. 10

of Merchandise Exported from Canada during each Fiscal Year, 1899 to 1913.

QUANTITIES AND VALUES.

1905.	1906.	1907. (9 mos.)	1908.	1909.	1910.	1911.	1912.	1913.
167,271 11,373,379	176,668 11,689,551	162,147 10,933,669	151,049 9,502,964	162,963 10,772,800	157,402 10,793,166	124,971 8,547,586	61,666 4,122,872	44,338 2,245,175
3,946 754,198	4,000 897,583	3,646 825,343	4,017 973,805	3,232 783,194	4,405 1,042,904	4,064 1,063,881	3,215 936,429	3,829 1,079,438
288,705 1,495,106	244,339 1,174,005	255,026 1,315,307	227,876 1,211,240	120,043 592,995	111,922 625,665	48,347 330,274	21,783 125,443	13,936 83,056
113,565	120,198	93,312	171,193	105,293	170,160	182,524	115,908	114,043
13,646,248	13,881,337	13,167,631	11,659,202	12,254,287	12,631,895	10,124,265	5,300,652	3,521,712
272,976	329,802	218,482	321,660	400,305	373,492	468,916	421,555	565,487
1,808,375 893,480	2,885,889 1,420,642	1,774,775 928,985	2,023,816 1,239,972	3,039,681 1,804,185	2,053,401 1,114,532	1,545,254 831,196	2,061,667 1,324,306	6,534,768 3,905,586
237,896 305,856	89,332 140,672	28,257 48,923	51,289 85,244	84,798 134,100	18,634 35,651	29,381 51,128	11,581 22,999	6,951 16,915
505,885 281,094	488,365 276,081	356,440 196,002	377,936 245,093	669,236 398,198	923,552 536,741	463,735 238,923	104,658 62,306	223,833 118,575
5,650,637 2,962,367	4,866,086 2,636,210	3,606,381 2,090,313	4,896,212 2,978,768	330,764 253,503	475,149 372,693	4,376,929 2,736,189	8,687,663 5,732,001	41,256 27,258
3,001,991 1,087,731	5,066,931 1,858,324	4,737,907 1,936,791	7,168,953 3,188,054	5,319,368 2,199,448	3,405,438 1,569,092	5,525,271 2,219,297	9,425,491 4,065,578	12,499,091 6,043,712
676,502 617,729	546,593 608,929	441,579 470,385	507,386 572,794	654,664 695,941	462,759 582,648	314,147 490,595	341,661 446,430	89,244 202,346
90,422 100,724	128,293 148,395	131,876 172,896	161,238 200,690	206,657 272,093	163,280 223,879	161,008 200,898	115,247 147,477	6,852 10,447
20,426 12,700	146,236 92,683	49,991 30,990	84,780 64,306	260,947 234,817	156,348 130,821	73,513 46,416	11,670 7,685	169,614 113,567
14,848,603 12,512,641	40,987,127 34,159,082	26,874,538 21,584,176	48,678,678 44,504,327	59,959,663 57,891,304	60,431,253 63,837,787	49,774,629 49,896,924	66,541,022 64,690,325	100,539,401 95,988,662
56,575 9,956	1,980 2,239	48,324 8,689	3,266 1,329	1,116 766	580 577	3,296 662	3,725 2,573	101,170 45,048
26,897,512 18,784,278	55,206,832 41,343,207	38,050,062 27,468,150	63,953,554 53,080,577	70,526,894 63,884,355	68,090,394 68,404,421	62,267,163 56,712,228	87,304,385 76,501,674	120,212,180 106,471,216
897,365 570,064	678,221 412,913	359,900 256,072	1,021,363 854,977	953,388 888,900	1,796,318 1,842,620	1,872,089 1,850,219	1,597,203 1,500,571	1,663,240 1,603,795
168,607 641,233	132,944 542,281	136,839 544,455	164,864 721,552	119,448 535,963	247,297 1,123,861	126,240 518,032	209,079 897,739	188,987 837,079
1,323,039 5,890,258	1,532,144 6,180,754	1,092,179 4,095,516	1,963,457 8,457,564	1,738,048 7,991,517	3,064,161 14,860,363	3,049,052 13,854,869	3,739,710 16,037,992	4,478,061 19,970,959
48,712	46,180	40,212	50,437	70,264	71,332	26,409	44,409	41,332
7,150,267	7,182,128	4,936,255	10,084,530	9,486,644	17,898,176	16,249,529	18,480,711	22,453,165
1,351,738	1,258,718	1,180,086	1,498,585	1,426,145	1,761,561	1,895,718	2,384,489	2,058,976
27,286,283	49,784,053	33,584,491	64,663,692	74,797,144	88,064,158	74,857,475	97,366,874	130,983,357

4 GEORGE V., A. 1914

No. 21—STATEMENT of the Quantities and Values of the Principal

PRINCIPAL ARTICLES.	QUANTITIES AND VALUES.					
	1899.	1900.	1901.	1902.	1903.	1904.
Carriages, automobiles, carts, wagons, bicycles, &c. \$	361,936	255,638	491,300	527,726	310,695	444,935
Coal, coke, &c. :—						
Coal..... Tons \$	1,231,618 3,718,826	1,743,202 4,771,441	1,952,437 5,438,903	1,849,600 4,934,260	2,005,976 5,515,363	1,667,914 4,394,765
Other coal, &c. \$	23,374	36,673	200,930	193,185	150,226	275,413
Total coal, &c. \$	3,742,200	4,808,114	5,639,833	5,127,445	5,665,589	4,670,178
Cordage, rope and twine... \$	141,170	183,409	175,026	256,896	165,030	531,537
Cotton and manufactures of \$	464,010	483,345	654,541	1,226,679	678,940	871,970
Drugs, dyes, chemicals, &c. :—						
Extract of hemlock bark..... Tons \$	6,522 77,607	5,356 64,405	4,795 57,321	6,059 72,240	4,815 58,359	5,781 69,660
Other drugs, &c. \$	305,780	332,587	694,937	1,009,691	1,201,200	1,347,831
Total drugs, &c. \$	383,387	396,992	752,258	1,081,931	1,259,559	1,417,491
Fertilizers:—						
Phosphates..... Tons \$	861 9,290	149 2,285	6 120	70 1,880	1 20	191 5,348
Other fertilizers..... \$	52,588	51,410	37,877	61,881	116,474	177,193
Total fertilizers... \$	61,878	53,695	37,997	63,761	116,494	182,541
Fish :—						
Cod, dry salted... Cwt. \$	696,513 2,737,434	749,943 3,041,346	733,566 2,763,369	768,371 3,199,868	814,984 3,353,361	629,901 2,763,084
Fish, all other fresh..... \$	882,643	1,133,723	1,331,154	1,430,695	1,259,581	1,425,449
Halibut, fresh..... Lbs. \$	641,163 39,826	713,703 42,796	719,250 34,099	1,352,455 55,580	119,094 7,609	1,665,427 72,325
Herrings, pickled or salted... Bbls. \$	53,123 186,873	55,908 190,011	71,215 259,731	79,557 294,024	74,204 249,479	89,969 308,344
Lobsters, fresh..... Bbls. \$	31,864 367,558	29,664 305,493	49,503 301,447	35,573 365,194	33,292 398,267	34,003 384,544
" canned..... Lbs. \$	11,044,785 2,321,655	10,471,838 2,372,859	11,178,647 2,283,930	10,154,587 2,149,395	11,539,142 2,591,585	10,684,109 2,519,875
Mackerel, fresh..... Lbs. \$	1,457,770 86,540	493,482 26,950	380,336 18,134	1,916,029 66,438	860,350 22,802	1,224,424 61,981
" pickled..... Bbls. \$	13,706 169,765	11,974 156,844	40,130 283,157	45,706 356,092	20,239 235,283	36,253 373,157
Salmon, fresh..... Lbs. \$	935,801 93,439	1,657,603 142,238	1,569,678 141,628	2,100,351 196,896	1,609,539 161,711	1,677,366 182,071
" canned..... Lbs. \$	25,942,171 2,407,481	37,047,280 2,885,830	35,343,449 2,889,482	49,302,654 5,012,738	23,324,288 2,589,838	15,726,199 1,772,216
Other fish..... \$	315,056	338,427	374,617	440,222	546,110	412,557
Total fish..... \$	9,608,270	10,636,517	10,680,739	13,567,142	11,415,626	10,275,603

SESSIONAL PAPER No. 10

Articles of Merchandise Exported from Canada, &c.—*Continued.*

QUANTITIES AND VALUES.

1905.	1906.	1907 (9 mos.)	1908.	1909.	1910.	1911.	1912.	1913.
321,055	491,576	446,529	741,312	713,432	911,254	1,724,901	2,753,858	3,662,102
1,668,761 4,018,487	1,927,680 4,790,601	1,343,519 3,438,761	2,002,774 5,000,477	1,706,893 4,650,644	2,008,860 5,285,866	2,472,510 6,246,050	1,583,782 4,467,197	2,117,308 5,655,901
476,285	336,526	238,987	278,717	418,456	222,553	271,470	75,626	287,975
4,494,772	5,127,127	3,677,748	5,279,194	5,069,100	5,508,419	6,517,520	4,542,823	5,943,876
350,186	500,958	183,410	1,158,932	1,322,122	806,324	870,417	1,030,882	911,909
1,198,137	1,363,871	465,975	476,390	441,336	442,493	299,082	298,061	291,174
4,796 57,861	5,045 66,169	3,708 46,604	4,183 52,087	6,599 79,437	7,967 97,950	4,094 49,012	2,995 35,728	2,409 24,480
1,427,495	1,859,197	1,581,076	2,344,477	2,406,907	2,878,645	3,577,455	3,998,668	5,004,261
1,485,356	1,925,366	1,627,680	2,396,564	2,486,344	2,976,595	3,626,467	4,034,396	5,028,741
40 1,253	1 30	895 15,735	3 100
230,224	239,400	200,013	262,613	360,532	371,626	458,467	954,642	1,679,806
231,477	239,400	200,013	262,643	360,532	387,361	458,467	954,742	1,679,806
567,697 2,931,418	608,606 3,501,277	554,788 3,052,774	641,077 3,695,114	689,557 3,317,685	797,752 3,645,467	782,761 4,317,425	669,785 4,191,542	712,207 4,334,296
1,650,363	1,795,518	1,424,941	1,737,437	1,454,096	1,854,042	1,906,569	2,094,259	2,030,703
1,652,843 64,383	686,085 32,237	1,487,164 61,528	2,598,117 108,183	3,362,220 137,203	1,618,204 87,304	2,597,851 139,131	2,369,680 131,417	2,902,899 147,343
104,719 360,701	113,626 394,808	106,418 454,729	160,543 430,821	334,223 785,024	361,138 824,745	190,038 489,994	167,398 496,160	234,229 618,657
32,886 376,336	42,126 497,554	13,445 163,472	36,071 480,650	34,385 463,432	41,174 528,353	35,941 529,377	44,181 566,946	39,340 629,031
11,723,652 2,754,702	11,144,402 3,010,203	5,168,155 1,368,927	9,474,832 2,651,513	9,298,457 2,755,034	9,692,329 2,620,656	9,690,466 2,762,855	9,949,308 3,082,778	9,337,788 3,083,275
1,540,722 91,038	1,783,520 69,457	3,287,121 143,179	1,770,346 83,836	2,580,281 165,636	2,255,634 119,919	1,420,882 89,730	1,081,143 68,175	3,118,541 175,488
20,583 226,071	31,420 262,649	55,467 445,965	28,527 352,996	40,507 339,717	27,741 307,296	12,289 166,307	12,644 166,446	15,871 195,320
1,464,232 151,569	4,837,346 492,460	1,701,747 156,493	2,051,310 217,382	1,871,639 208,486	1,999,860 190,658	2,427,240 215,966	2,053,275 200,053	2,637,166 250,200
12,950,049 1,679,237	45,978,458 4,943,453	15,852,410 1,992,011	22,525,147 2,897,728	18,121,401 2,468,479	34,656,271 4,368,044	25,635,988 3,668,598	30,192,923 3,830,178	23,083,232 3,493,690
586,922	664,135	818,179	816,011	697,451	755,186	798,553	839,087	828,620
10,872,740	15,663,751	10,082,198	13,471,671	12,792,243	15,301,671	15,084,505	15,667,041	15,786,623

4 GEORGE V., A. 1914

No. 21—STATEMENT of the Quantities and Values of the Principal

PRINCIPAL ARTICLES.	QUANTITIES AND VALUES.					
	1899.	1900.	1901.	1902.	1903.	1904.
Flax, hemp, jute and mfrs. of :—						
Flax..... { Cwt. 12,673		28,344	32,140	14,645	19,304	27,802
{ \$ 75,140		196,769	235,080	143,531	175,268	271,710
Tow. { Cwt. 8,536		11,749	642	3,351	555	1,701
{ \$ 50,566		79,619	4,484	23,933	3,943	10,624
Other flax, &c. \$ 2,400		53,326	989	1,142	1,068
Total flax, &c. \$ 128,106		329,714	240,553	167,464	180,353	283,402
Fruits :—						
Apples, dried. { Lbs. 8,167,280		4,181,038	4,328,069	1,688,960	7,795,410	6,982,071
{ \$ 429,656		210,892	191,386	102,353	402,412	368,749
Apples, green. { Bbls. 1,077,939		956,674	678,670	516,394	1,000,565	1,598,661
{ \$ 2,624,470		2,578,853	1,483,048	1,567,322	2,759,047	4,591,169
Berries, all kinds. \$ 89,348		127,740	113,824	84,468	110,504	122,458
Other fruits \$ 571,932		466,528	261,165	226,375	480,004	512,068
Total fruits. \$ 3,715,406		3,384,013	2,049,423	1,980,518	3,751,967	5,594,444
Furs and mfrs. of :—						
Furs and skins, undressed, the produce of fish or other marine animals.. \$ 296,075		537,242	582	538,530	357,006	450,164
Furs and skins, not dressed. \$ 1,504,481		1,739,625	1,629,329	1,792,859	2,398,966	2,127,398
Other furs and mfrs. of.. \$ 85,948		94,885	50,137	42,150	54,696	84,548
Total furs and mfrs. of. \$ 1,886,504		2,371,752	1,680,048	2,373,539	2,810,668	2,662,110
Hay. { Tons 64,428		175,417	252,979	434,807	450,066	219,880
{ \$ 411,631		1,414,119	2,097,902	4,415,324	3,596,557	1,898,068
Hides and skins, other than fur. \$ 1,279,892		1,407,202	2,249,438	1,737,230	1,979,524	2,100,020
Leather and mfrs. of . . . \$ 1,695,997		1,889,507	2,453,204	2,319,763	2,387,907	2,427,270
Lime. \$ 64,113		77,360	83,514	112,034	127,792	104,044
Metals and minerals and mfrs. of :—						
Copper, all kinds, in- f Tons 4,236		6,912	13,178	15,196	14,816	22,349
cluding copper ore. { \$ 922,979		1,387,388	2,660,276	2,990,425	2,907,705	4,504,224
Gold and silver and mfrs. of :—						
Gold bearing quartz, dust, nuggets, &c.... \$ 3,272,702		14,148,543	24,445,156	19,684,604	16,490,820	18,817,787
Silver, metallic, con- f Ozs. 4,417,422		2,283,148	4,022,019	3,684,727	3,246,776	3,202,506
tained in ore, &c. { \$ 2,630,281		1,354,055	2,420,750	2,055,428	1,804,592	1,869,113
Total gold and silver. \$ 5,902,983		15,502,598	26,865,906	21,740,032	18,295,412	20,686,900
Iron and steel and mfrs. of :—						
Agricultural imple'ts.. \$ 1,867,223		1,693,581	1,749,565	1,820,800	2,299,292	2,581,069
Castings, N.O.P. \$ 114,405		170,569	106,579	116,513	186,215	91,525

SESSIONAL PAPER No. 10

Articles of Merchandise Exported from Canada, &c.—Continued.

QUANTITIES AND VALUES.

1905.	1906.	1907. (9 mos.)	1908.	1909.	1910.	1911.	1912.	1913.
131,548	68,847	6,970	16,853	11,889	8,790	11,839	6,958	2,350
410,291	244,629	73,006	163,077	120,579	84,085	125,202	72,191	24,176
4,389	1,383	621	11,494	873	496	3,658	6,528	1,685
26,394	12,786	4,983	9,324	6,577	2,333	13,314	30,464	8,612
2,466	836	13,717	4,587	28,303	13	3,136
439,151	258,251	91,706	176,988	127,156	114,721	138,529	105,791	32,788
6,057,078	3,651,460	3,718,372	6,940,463	4,974,707	8,187,059	2,844,342	3,149,620	3,259,079
268,657	212,862	231,550	482,131	305,426	543,209	184,722	248,035	217,552
1,037,813	1,217,605	978,747	1,629,400	1,092,090	1,604,670	523,788	1,664,178	1,326,336
2,629,057	4,083,770	2,636,802	4,823,645	2,804,282	4,418,562	1,757,753	5,104,301	4,052,358
139,072	102,868	122,219	202,982	191,260	171,566	93,127	112,907	110,689
340,831	495,197	419,803	528,909	395,579	475,605	489,141	527,328	442,642
3,377,617	4,894,697	3,410,374	6,037,667	3,696,547	5,608,942	2,524,743	5,992,571	4,823,241
228,743	273,730	162,190	174,563	114,372	72,202	245,449	71,850	28,044
2,421,903	2,458,056	2,549,382	2,548,396	2,504,878	3,770,038	4,380,970	3,911,763	5,290,262
48,532	96,496	155,747	81,399	100,572	81,610	88,714	102,646	96,812
2,699,178	2,828,282	2,867,319	2,804,358	2,719,822	3,923,850	4,715,133	4,086,259	5,415,118
151,702	266,785	112,856	63,545	55,924	191,130	326,142	784,989	394,342
1,268,506	1,531,719	1,039,512	733,440	646,778	1,808,472	2,724,239	6,375,491	3,952,599
2,882,216	3,534,889	2,686,487	3,676,218	4,069,431	5,529,467	4,662,578	5,137,449	7,382,545
2,380,531	2,452,154	1,523,032	2,200,674	2,415,717	1,410,918	2,047,096	1,904,867	1,499,398
75,498	73,534	45,662	53,242	43,542	53,987	40,578	42,337	29,999
19,279	22,160	13,086	28,472	27,163	28,769	27,503	28,213	41,832
4,857,585	7,155,185	5,138,745	7,879,761	6,406,547	6,024,429	5,575,063	5,646,206	9,911,542
15,309,419	13,004,543	7,240,171	8,929,595	7,392,610	6,110,473	5,364,273	7,211,438	11,231,476
3,612,543	7,269,533	8,837,965	16,566,247	23,577,112	29,967,599	33,731,010	30,883,524	35,264,018
2,103,724	4,315,457	5,522,216	10,757,899	13,284,119	15,009,937	17,269,168	15,908,813	20,202,559
17,413,143	17,320,000	12,762,387	19,687,494	20,676,729	21,120,410	22,633,441	23,120,251	31,434,035
2,342,826	2,499,104	2,497,882	3,368,808	3,625,178	4,330,194	5,921,818	5,707,814	6,193,238
81,492	61,347	29,574	35,157	30,561	38,925	56,771	44,821	62,638

4 GEORGE V., A. 1914

No. 21—STATEMENT of the Quantities and Values of the Principal

PRINCIPAL ARTICLES.	QUANTITIES AND VALUES.					
	1899.	1900.	1901.	1902.	1903.	1904.
Metal and minerals and mfrs. of:— <i>Con.</i>						
Iron and steel and mfrs. of:— <i>Con.</i>						
Hardware..... \$	158,834	325,164	124,455	96,988	82,751	118,838
Machinery \$	437,761	686,094	678,304	584,369	737,019	812,688
Ore, iron..... { Tons	1,849	4,327	59,501	525,983	293,510	233,850
\$	4,968	7,689	153,957	1,303,901	733,230	579,883
Pig iron..... { Tons	2,194	6,598	6,260	113,438	20,204	16,474
\$	50,840	149,156	131,131	1 119,287	264,132	160,227
Scrap iron or steel... { Cwt.	39,016	272,670	162,217	226,317	181,527	238,365
\$	40,881	274,599	140,603	231,170	133,661	149,738
Steel and mfrs. of..... \$	119,097	134,042	607,426	729,729	2,399,852	1,285,312
Other iron and steel... \$	23,150	21,614	25,517	24,697	12,997	68,799
Total iron and steel.. \$	2,817,159	3,462,508	3,717,537	6,027,454	6,849,149	5,848,079
Lead ore and pig lead.. { Lbs.	34,058,294	20,165,301	65,602,338	30,615,140	16,277,956	16,195,618
\$	895,769	688,691	2,517,084	889,369	384,077	347,740
Tin and mfrs. of \$	27,823	71,244	59,151	98,247	90,953	76,796
Miscellaneous metals and minerals and mfrs. of:—						
Asbestos..... { Tons	14,520	18,164	26,895	33,072	30,661	34,636
\$	453,176	490,909	868,873	1,131,202	955,405	984,856
Mica { Lbs.	1,186,185	1,079,353	979,258	997,165	1,393,820	865,367
\$	148,239	136,352	149,588	242,310	327,894	213,668
Nickel, fine, contained { Lbs.	14,428,063	13,493,239	9,537,558	3,883,264	9,032,554	14,232,012
in ore, &c..... { \$	994,537	1,040,498	958,365	834,513	878,159	1,237,485
Other misc. metals.... \$	256,090	370,671	661,305	843,368	1,087,153	927,254
Total misc. metals, &c.. \$	1,852,042	2,038,430	2,638,131	3,051,393	3,248,611	3,363,243
Total metals, &c. \$	12,418,755	23,150,859	38,458,085	34,796,920	31,775,907	34,826,982
Musical instruments:—						
Organs..... { No.	7,621	8,104	8,144	7,688	6,299	5,017
\$	401,334	140,147	458,506	394,689	349,684	279,561
Other musical instruments \$	69,629	77,382	97,014	84,164	84,337	87,589
Total musical instruments..... \$	470,963	517,529	555,520	478,853	434,021	367,150
Oils, all kinds \$	63,643	64,241	74,250	170,395	115,926	114,410
Oil cake..... { Cwt.	104,916	211,399	176,712	185,229	257,411	258,952
\$	143,861	224,162	183,347	205,793	289,945	286,254
Paper (wall paper only prior to 1903)..... \$	27,586	31,271	41,518	26,769	893,607	1,147,074
Provisions:—						
Butter..... { Lbs.	22,107,756	26,980,607	16,656,279	27,889,907	34,146,917	24,614,642
\$	4,025,405	5,420,563	3,355,197	5,667,150	6,958,906	4,735,653

SESSIONAL PAPER No. 10

Articles of Merchandise Exported from Canada, &c.—*Continued.*

QUANTITIES AND VALUES.

1905.	1906.	1907. (9 mos.)	1908.	1909.	1910.	1911.	1912.	1913.
221,994	243,353	147,762	204,853	137,284	126,307	191,929	161,910	201,996
939,487	1,077,352	805,086	1,228,406	1,074,640	1,364,915	1,437,354	1,297,960	1,862,927
224,908	148,760	34,191	26,310	3,933	31,535	104,897	37,657	135,587
540,909	348,380	65,367	46,686	71,663	80,540	304,919	133,361	426,633
5,707	697	157	526	1,021	6,346	8,982	5,716	7,981
66,078	17,858	3,710	17,514	40,726	228,183	298,472	262,393	342,142
260,126	607,659	184,537	462,837	138,329	715,150	219,598	148,788	537,867
178,899	355,878	182,174	355,151	116,095	572,654	180,738	92,246	272,137
602,546	626,733	492,798	887,690	1,711,240	1,163,585	1,391,120	1,117,634	1,398,928
65,415	33,178	18,226	47,218	72,849	43,883	43,261	132,367	154,518
5,039,646	5,263,183	4,242,579	6,191,483	6,880,236	7,949,186	9,826,382	8,950,506	10,915,151
51,989,401	19,531,240	18,520,855	27,896,315	12,035,718	18,503,608	3,198,523	187,696	308,079
1,187,132	678,041	639,548	1,088,163	380,521	531,894	100,947	6,078	8,571
51,294	31,458	25,671	670,024	40,891	87,430	52,155	98,564	239,245
41,127	57,075	41,008	59,051	59,732	64,038	69,829	76,316	91,820
1,311,535	1,578,137	1,206,776	1,730,755	1,758,057	1,886,613	2,076,477	2,097,814	2,486,769
1,018,662	1,363,827	1,396,203	910,702	535,905	875,551	815,731	767,791	915,506
170,477	346,265	490,298	338,136	209,412	299,107	309,546	258,974	321,482
11,970,557	23,959,841	16,217,585	18,955,040	19,609,089	30,615,886	34,767,523	33,230,708	48,168,090
1,185,056	2,166,936	1,587,476	2,219,265	1,912,698	3,320,054	3,842,332	3,743,920	5,045,197
1,752,068	1,350,348	1,524,376	2,117,835	1,480,636	2,615,111	2,305,052	2,860,699	3,553,414
4,419,136	5,441,686	4,808,926	6,405,991	5,360,803	8,120,885	8,533,407	8,961,407	11,406,862
32,967,936	33,889,553	27,617,856	41,922,916	39,745,727	43,834,234	46,721,395	46,783,012	63,915,406
4,256	3,822	3,484	3,848	3,047	2,773	2,514	3,016	2,800
233,553	210,279	201,784	214,402	159,452	156,645	166,712	228,773	192,659
73,376	90,793	49,610	81,037	86,756	76,793	76,904	74,642	83,335
306,929	301,072	251,394	295,439	246,208	233,438	243,616	303,415	275,994
110,478	226,364	201,618	410,642	605,390	540,458	782,242	1,345,579	1,145,750
90,316	234,218	287,477	465,122	394,978	468,013	375,440	419,891	691,280
101,641	289,591	333,225	622,091	569,995	627,710	540,119	659,463	1,074,701
1,811,250	2,027,620	1,684,007	3,554,437	3,523,816	3,185,324	3,953,283	3,914,962	6,351,037
31,934,506	34,081,142	18,630,476	4,858,276	6,560,731	4,656,120	3,201,618	8,917,034	979,04
5,972,366	7,086,019	4,116,228	1,087,242	1,575,877	1,020,898	759,442	2,100,203	266,123

No. 21—STATEMENT of the Quantities and Values of the Principal

PRINCIPAL ARTICLES.	QUANTITIES AND VALUES.					
	1899.	1900.	1901.	1902.	1903.	1904.
Provisions:— <i>Con.</i>						
Cheese..... { Lbs. 198,112,385 192,573,261 200,385,432 202,873,739 229,737,916 234,432,783	{ S 17,401,436 20,483,981 21,123,251 19,870,072 24,776,406 24,224,470					
Eggs..... { Doz. 9,652,512 10,187,966 11,363,914 11,639,755 7,415,148 5,799,221	{ S 1,267,063 1,457,942 1,692,296 1,736,141 1,441,254 1,062,123					
Meats;—						
Bacon and hams..... { Lbs. 116,662,437 135,036,495 105,531,967 107,987,881 141,997,251 128,007,353	{ S 10,417,771 12,758,525 11,783,264 12,404,990 15,912,194 13,037,519					
Beef..... { Lbs. 506,360 3,037,780 9,859,786 4,470,894 2,568,716 3,219,165	{ S 31,443 228,983 820,337 421,473 218,314 268,606					
Meats, canned..... { Lbs. 1,236,761 2,892,412 3,754,009 8,650,930 5,786,757 23,532,623	{ S 104,718 312,290 423,045 882,191 619,911 2,350,316					
Pork..... { Lbs. 2,479,391 1,461,650 879,422 780,815 1,461,492 4,506,412	{ S 73,257 63,262 59,944 68,896 134,818 461,055					
Other provisions..... S 265,860 296,966 629,115 412,575 507,639 332,390						
Total provisions... S 33,586,953 41,031,513 39,886,449 41,463,488 50,569,442 46,472,132						
Seeds:—						
Clover and grass..... { Bush. 203,906 110,919 135,693 303,119 184,807 332,377	{ S 747,998 360,628 595,834 1,304,048 957,307 1,415,022					
Flax..... { Bush. 825,774 747,361 168,743 676,201 412,196 116,981	{ S 826,843 1,039,689 257,377 1,013,967 581,667 128,377					
Other seeds..... S 10,718 6,643 13,248 19,778 4,857 13,646						
Total seeds..... S 1,585,559 1,406,960 866,459 2,337,793 1,543,831 1,557,045						
Ships. { No. 15 29 5 13 13 11	{ S 127,181 205,618 66,468 177,333 167,507 51,565					
Spirits and wines:						
Whiskey..... { Galls. 123,687 147,956 161,729 163,833 169,345 188,420	{ S 343,786 402,473 440,688 462,217 525,603 597,739					
Other spirits and wines.. S 16,051 16,958 68,041 98,264 108,066 122,275						
Total spirits and wines. S 359,837 419,431 508,729 560,481 633,669 720,014						
Stone and manufactures of:—						
Gravel and sand..... { Tons 179,134 251,260 197,065 169,734 255,596 324,911	{ S 93,492 102,151 108,509 119,421 128,577 112,173					
Gypsum, crude..... { Tons 163,719 233,395 172,220 268,480 299,633 272,653	{ S 166,222 236,065 185,417 273,335 307,398 299,272					
Other stone and mfrs. of. S 102,645 155,771 209,120 209,196 168,432 100,891						
Total stone and mfrs. of. S 362,359 493,987 503,046 601,952 604,407 512,336						
Sugar, molasses, &c..... S 144,557 120,171 154,597 129,207 230,488 183,741						
Tea..... { Lbs. 1,226,519 1,581,751 1,425,616 1,532,716 1,859,820 1,883,440	{ S 195,125 266,866 258,137 280,351 390,300 413,367					
Tobacco and mfrs. of. S 177,167 158,460 413,743 198,606 326,782 644,605						

SESSIONAL PAPER No. 10

Articles of Merchandise Exported from Canada, &c.—*Continued.*

QUANTITIES AND VALUES.

1905.	1906.	1907. (9 mos.)	1908.	1909.	1910.	1911.	1912.	1913.
215,929,753 20,318,673	215,916,157 24,441,664	178,337,700 22,028,281	189,987,365 22,921,780	165,004,549 20,398,482	181,075,367 21,647,006	182,147,072 20,781,515	164,879,374 21,059,845	155,300,379 20,713,248
3,655,651 727,188	2,937,777 502,033	2,596,332 557,972	1,375,830 305,711	558,132 126,213	164,835 44,111	100,587 27,054	213,471 58,785	302,829 58,176
119,984,124 12,558,075	104,292,217 12,236,897	77,221,513 9,223,983	95,195,294 11,165,194	75,475,231 8,838,098	48,841,864 6,849,140	59,879,996 8,527,684	62,109,901 7,921,041	38,691,344 5,673,924
1,850,080 121,438	3,362,763 225,781	1,790,637 116,679	2,727,474 171,988	1,967,403 152,975	1,610,357 128,579	1,263,558 112,445	1,357,852 108,964	1,940,077 160,877
38,417,494 3,546,950	13,674,678 1,369,261	3,378,925 413,112	1,311,034 152,327	1,654,780 195,917	1,705,824 195,832	424,150 57,051	250,051 25,643	277,929 29,521
2,331,032 208,140	1,034,620 75,357	636,557 59,978	1,048,054 85,529	772,431 66,097	750,068 62,474	551,148 59,820	646,430 65,191	780,306 79,687
372,730	321,146	243,116	977,478	811,548	948,827	308,157	1,257,824	391,362
43,824,660	46,258,138	36,759,349	36,867,249	32,165,207	30,896,867	30,633,168	32,597,496	27,372,918
178,290 587,426	255,310 1,452,670	141,364 505,640	208,322 944,979	113,463 577,112	181,647 923,056	289,783 1,870,322	206,032 1,054,477	187,014 865,273
314 479	830,670 955,699	2,908,494 3,592,981	1,423,364 1,773,432	1,034,747 1,284,780	1,997,648 3,642,476	2,696,119 6,144,622	1,504,528 2,842,242	10,123,693 16,448,899
13,740	25,465	48,933	19,133	29,204	38,851	46,671	119,019	100,566
601,645	2,433,834	4,147,554	2,737,544	1,891,096	4,604,383	8,061,615	4,015,738	17,414,738
10 78,888	8 62,670	13 67,960	4 24,800	41 234,642	20 109,570	16 187,871	39 75,516	44 142,400
240,881 650,725	296,877 972,421	311,763 1,001,420	408,794 1,357,265	326,110 1,020,796	335,669 1,032,408	320,777 1,005,776	303,085 942,485	332,790 1,036,759
133,209	172,234	80,175	144,419	173,561	186,415	238,661	270,866	345,336
783,934	1,144,655	1,081,595	1,501,684	1,194,357	1,218,823	1,244,437	1,213,351	1,382,095
386,151 141,614	346,278 168,046	213,441 76,705	306,222 132,574	310,126 162,667	543,967 284,438	583,052 401,658	585,884 415,476	646,345 443,638
320,213 334,769	404,854 446,789	275,391 315,525	375,121 428,728	263,606 304,230	335,916 396,495	359,271 427,903	357,502 422,506	379,393 435,488
102,146	73,101	104,893	114,179	100,782	107,878	113,555	122,866	116,203
578,529	687,936	497,123	675,481	567,679	788,811	943,116	960,848	999,329
183,886	210,184	214,786	268,664	172,833	225,922	206,658	333,663	222,068
1,921,841 442,962	2,387,358 562,059	1,859,974 430,201	2,729,441 586,919	3,927,490 904,138	3,294,756 741,970	2,809,538 674,291	2,628,598 751,099	2,832,499 827,057
487,046	315,739	186,735	248,753	244,638	252,733	227,445	174,600	166,104

4 GEORGE V., A. 1914

No. 21—STATEMENT of the Quantities and Values of the Principal

PRINCIPAL ARTICLES.	QUANTITIES AND VALUES.					
	1899.	1900.	1901.	1902.	1903.	1904.
Vegetables:—						
Potatoes..... { Bush. 651,335 680,527 891,154 1,333,554 662,634 2,110,651						
{ \$ 315,527 330,309 366,410 689,860 389,095 1,179,481						
Other vegetables..... \$ 152,597 176,207 197,955 315,191 175,594 243,125						
Total vegetables.. \$ 468,124 506,516 564,365 1,005,051 564,689 1,422,606						
Wood and manufactures of:—						
Wood, unmanufactured:—						
Firewood..... { Cords 70,741 67,203 44,251 43,873 48,858 30,586						
{ \$ 123,711 117,751 90,905 91,507 115,769 71,961						
Hop, hoop, telegraph and other poles..... \$ 55,182 48,872 68,720 103,981 57,910 35,520						
Logs:—						
Elm..... { M. ft. 6,401 10,127 26,818 6,978 1,731 1,766						
{ \$ 44,687 74,721 193,749 54,245 15,517 16,519						
Pine..... { M. ft. 161,927 50,365 31,381 15,242 11,705 1,960						
{ \$ 1,398,454 494,311 285,798 175,684 139,406 30,306						
Spruce..... { M. ft. 8,143 9,711 32,362 8,275 7,142 6,124						
{ \$ 49,769 63,078 235,826 63,555 59,781 69,110						
Other logs..... { M. ft. 8,760 18,223 47,229 45,262 31,262 45,439						
{ \$ 76,792 128,526 340,238 272,356 219,854 303,698						
Lumber;—						
Deals, pine..... { St. hds. 92,373 71,890 70,992 66,247 87,341 56,267						
{ \$ 4,193,628 3,286,598 2,857,822 3,167,383 3,653,917 2,984,344						
" spruce & other { St. hds. 295,355 307,637 338,593 242,636 251,806 222,842						
{ \$ 7,848,437 8,287,960 8,174,304 7,451,148 8,315,454 7,920,444						
Deal ends..... { St. hds. 20,830 19,766 26,108 15,273 17,208 11,273						
{ \$ 770,458 564,869 681,384 472,015 551,769 407,089						
Joists and scant-ling..... { M. ft. 20,118 26,402 42,075 38,167 44,398 49,744						
{ \$ 234,968 235,664 389,253 367,965 451,194 524,838						
Laths, palings and pickets..... { M. 332,998 355,705 326,725 480,972 483,632 362,434						
{ \$ 432,323 532,106 605,693 840,714 1,041,129 835,939						
Planks and boards. { M. ft. 649,299 842,721 737,187 934,197 954,337 824,696						
{ \$ 6,885,762 9,618,526 9,400,469 12,570,849 14,008,846 12,715,672						
Shingles..... { M. 564,017 609,209 623,419 781,160 798,277 834,039						
{ \$ 976,361 1,131,506 1,146,150 1,525,386 1,610,143 1,711,238						
Shooks..... \$ 225,160 251,357 376,398 370,405 440,172 343,686						
Staves and headings. \$ 527,131 549,816 440,083 301,047 284,412 207,505						
Other lumber, N.E.S. \$ 406,366 600,942 897,617 455,410 626,267 434,312						
Sleepers and railroad ties..... { No. 529,068 1,297,003 839,275 868,800 970,332 811,308						
{ \$ 84,305 221,906 152,940 182,198 210,948 189,054						
Timber, square;—						
Birch..... { Tons 26,161 24,857 25,538 10,817 19,663 10,991						
{ \$ 204,186 229,554 223,380 107,861 204,690 109,275						
Elm..... { Tons 15,327 13,694 15,688 13,119 14,045 11,169						
{ \$ 221,663 205,131 273,579 248,296 305,090 248,454						

SESSIONAL PAPER No. 10

Articles of Merchandise Exported from Canada, &c.—*Continued.*

QUANTITIES AND VALUES.

1905.	1906.	1907. (9 mos.)	1908.	1909.	1910.	1911.	1912.	1913.
746,357 409,868	1,266,896 660,960	528,280 379,155	724,826 517,576	1,564,194 920,979	1,928,604 1,138,352	1,040,767 640,829	753,150 578,401	1,039,133 764,787
241,942	269,484	211,124	297,523	308,706	411,742	485,872	447,771	279,268
651,810	930,444	590,279	815,099	1,229,685	1,550,094	1,126,701	1,026,172	1,044,055
34,767 84,949	31,452 69,122	18,264 49,432	29,208 83,831	29,689 78,281	18,555 47,016	19,472 46,456	17,793 58,633	16,700 49,419
46,470	101,344	85,855	117,406	44,153	56,177	78,551	74,219	66,908
1,964 20,355	1,448 18,958	168 2,793	1,469 18,967	1,046 15,288	1,468 21,049	1,684 23,983	942 12,939	861 14,640
2,455 38,869	1,782 25,549	241 2,505	231 2,894	4,431 20,981	1,398 20,219	4,726 26,610	7,962 69,425	1,567 24,371
5,025 48,000	11,760 102,823	11,737 146,427	9,820 101,231	11,048 109,784	12,047 123,463	13,760 152,327	8,644 72,708	4,066 45,874
59,948 372,962	57,876 409,938	34,333 308,830	59,803 576,046	94,524 782,372	98,359 837,034	104,346 990,331	68,567 612,420	94,724 943,571
40,463 2,076,922	39,011 2,353,927	25,275 1,624,518	25,274 1,677,159	26,725 1,694,277	25,385 1,653,437	24,232 1,564,518	18,205 1,428,492	19,956 1,386,708
207,605 6,898,769	188,775 6,554,612	176,411 6,876,171	177,087 6,670,673	138,869 5,321,790	158,789 6,461,280	158,535 6,939,010	154,262 6,013,051	134,835 5,513,543
11,673 392,527	10,173 375,361	8,377 295,539	8,532 318,509	7,976 307,241	9,147 367,154	8,291 344,211	7,749 314,095	6,086 228,399
118,812 868,641	90,807 1,046,388	62,969 761,193	85,112 1,046,465	67,732 814,363	99,106 1,295,389	88,902 1,202,832	87,848 1,180,905	106,312 1,454,238
547,881 1,213,432	669,007 1,743,401	579,258 1,559,315	620,416 1,740,486	738,194 1,806,129	809,148 2,107,167	739,402 1,971,260	706,597 1,929,161	740,591 2,005,129
922,923 13,851,669	1,123,906 17,966,399	881,387 15,335,336	1,090,776 21,092,297	1,003,786 19,178,091	1,255,297 23,253,219	1,129,299 21,535,086	1,056,467 19,342,100	1,149,022 20,840,190
799,222 1,620,567	941,477 1,908,486	636,372 1,340,854	1,090,600 2,547,985	1,093,812 2,581,755	938,612 2,331,413	735,557 1,685,761	598,475 1,481,488	564,019 1,409,116
442,518	367,778	285,020	208,960	116,967	240,931	290,062	243,103	266,892
145,690	111,856	154,702	216,172	90,352	94,479	106,258	85,800	58,878
438,618	511,531	485,999	392,582	484,350	690,682	527,429	364,607	276,289
739,777 181,301	1,261,252 328,383	1,169,012 382,372	2,134,622 657,521	886,432 295,551	1,894,475 422,214	1,051,272 357,261	801,837 232,169	564,758 197,200
14,661 162,244	22,593 260,920	7,938 86,931	10,339 127,085	11,118 119,104	11,324 134,358	9,185 117,006	13,516 162,657	18,794 234,242
9,115 9,661	9,102 253,245	9,543 269,342	7,917 213,268	4,822 140,200	4,158 117,715	7,497 222,174	6,639 231,056	8,466 254,969

4 GEORGE V., A. 1914

No. 21—STATEMENT of the Quantities and Values of the Principal

PRINCIPAL ARTICLES.	QUANTITIES AND VALUES.					
	1899.	1900.	1901.	1902.	1903.	1904.
Wood and manufactures of:— <i>Con.</i>						
Wood, unmanufactured;— <i>Con.</i>						
Timber, square,— <i>Con.</i>						
Oak..... { Tons	25,640	19,153	15,787	15,379	17,095	14,476
\$	557,592	405,608	317,286	356,913	434,141	376,395
Pine, red..... { Tons	5,259	5,600	8,933	2,281	10,857	1,854
\$	61,061	65,601	143,530	30,922	219,991	34,510
" white..... { Tons	97,693	76,549	50,645	47,686	58,632	55,500
\$	1,356,654	1,254,457	916,452	923,795	1,310,557	1,538,485
Other timber..... { Tons	5,389	15,631	17,407	7,328	6,092	5,923
\$	80,584	101,694	247,747	103,818	98,764	75,900
Wood for pulp..... \$	842,086	902,772	1,397,019	1,315,038	1,558,560	1,788,049
Other wood, unmanufactured..... \$	346,178	442,508	299,344	444,624	379,502	294,608
Total wood, unmanufactured..... \$	28,003,498	20,815,834	30,155,686	31,997,115	36,313,783	33,266,920
Wood, manufactured:—						
Doors, sashes and blinds \$	378,206	299,359	194,168	303,687	331,976	187,700
Household furniture... \$	356,490	382,623	241,826	285,276	378,093	346,999
Matches and splints... \$	257,981	103,961	89,130	51,704	112,048	192,621
Wood pulp..... \$	1,274,376	1,816,016	1,938,246	2,046,406	3,150,943	2,409,074
Other wood manufact'd \$	610,079	580,378	542,301	550,015	581,173	562,950
Total wood manufact'd.. \$	2,877,132	3,182,337	3,005,671	3,237,088	4,554,233	3,699,344
Total wood and manufactures of..... \$	30,880,630	32,998,171	33,161,357	35,234,203	40,868,016	36,966,264
Wool and manufactures of:—						
Wool, raw..... { Lbs.	91,991	2,213,863	1,152,661	1,973,772	2,527,450	1,836,566
\$	14,601	420,776	197,581	302,245	382,935	315,297
Woollens..... \$	37,255	61,790	76,556	81,489	64,222	70,535
Total wool, and mfrs. of..... \$	51,856	482,566	274,137	383,734	447,157	385,742
Coin and bullion..... \$	4,016,025	8,657,168	1,978,489	1,669,422	619,963	2,465,557
Total value of principal and other articles exported... \$	158,896,905	191,894,723	196,487,632	211,640,286	225,849,724	213,521,235
Aggregate Trade:—						
Imports..... \$	162,764,308	189,622,513	190,415,525	212,270,158	241,214,961	259,211,803
Exports..... \$	158,896,905	191,894,723	196,487,632	211,640,286	225,849,724	213,521,235
Total trade..... \$	321,661,213	381,517,236	386,903,157	423,910,444	467,064,685	472,733,038

SESSIONAL PAPER No. 10

Articles of Merchandise Exported from Canada, &c.—*Concluded.*

QUANTITIES AND VALUES.

1905.	1906.	1907. (9 mos.)	1908.	1909.	1910.	1911.	1912.	1913.
6,298 147,962	13,547 296,881	11,265 246,256	15,281 401,800	7,280 212,817	3,938 108,839	,699 214,075	9,648 188,635	9,569 259,498
835 13,410	665 8,533	4,622 97,927	309 6,097	1,525 45,830	4,460 136,952	3 33	1,631 39,578	1,856 64,144
38,680 995,870	42,606 983,038	33,624 858,150	33,018 998,298	21,872 689,529	18,020 562,258	19,055 598,774	21,711 813,142	26,397 943,734
4,482 58,423	3,518 54,214	1,413 17,422	4,632 84,153	23,575 178,744	3,253 38,972	1,466 18,638	2,164 28,763	1,879 22,497
2,600,814	2,649,106	1,999,264	4,656,721	4,356,391	6,076,628	6,092,715	5,697,901	6,806,945
293,037	368,106	250,842	459,692	316,759	400,446	397,116	352,866	250,089
38,263,680	38,869,899	33,522,975	44,416,298	39,801,099	47,598,521	45,502,477	41,029,913	43,617,483
128,770	164,227	80,114	129,924	65,795	29,244	20,593	22,776	12,239
312,146	289,241	144,320	180,802	295,241	265,260	263,903	350,291	403,974
151,972	109,145	38,770	83,407	55,837	122,900	85,695	10,746	2,462
3,399,655	3,478,150	2,984,945	4,037,852	4,306,929	5,204,597	5,715,532	5,094,305	5,509,544
521,445	635,448	417,034	659,245	431,428	549,092	678,816	638,685	598,181
4,513,988	4,676,211	3,665,183	5,091,230	5,155,230	6,171,093	6,764,539	6,116,803	6,526,400
37,777,668	43,546,110	37,188,158	49,507,528	44,956,329	53,769,614	52,267,016	47,146,716	50,143,883
2,004,559 425,939	1,505,384 368,679	1,290,130 346,230	1,956,987 473,306	1,137,099 210,614	2,395,360 553,084	1,198,684 258,194	778,393 155,346	978,406 193,590
75,515	85,180	47,799	89,368	92,644	85,497	89,974	114,717	120,998
501,454	453,859	394,029	562,674	303,258	638,581	348,168	270,063	314,588
1,844,811	9,928,828	13,189,964	16,637,654	1,589,793	2,594,536	7,196,155	7,601,099	16,163,702
203,316,872	256,586,630	205,277,197	280,006,606	261,512,159	301,358,529	297,196,365	315,317,250	393,232,057
266,834,417	294,286,015	259,786,007	370,786,525	309,756,608	391,852,692	472,247,540	559,320,544	692,032,392
203,316,872	256,586,630	205,277,197	280,006,606	261,512,159	301,358,529	297,196,365	315,317,250	393,232,057
470,151,289	550,872,645	465,063,204	650,793,131	571,268,767	693,211,221	769,443,905	874,637,794	1,085,264,449

No. 22—STATEMENT (by Countries) of the Values of the Principal Articles, both Dutiable and Free, Imported into Canada during each Fiscal Year 1909 to 1913.

	1909.		1910.		1911.		1912.		1913.	
	Dutiable.	Free.	Dutiable.	Free.	Dutiable.	Free.	Dutiable.	Free.	Dutiable.	Free.
Principal Articles and Countries whence Imported.										
Ale, beer and porter— From United Kingdom.....	\$ 172,811	\$	\$ 214,831	\$	\$ 342,247	\$	\$ 340,712	\$	\$ 493,212	\$
Other British Countries.....										
Totals, British Empire.....	172,811		214,831		342,247		340,712		493,212	
Austria-Hungary.....	958		2,196		1,608		2,072		1,610	
Belgium.....	7		2,900		826		513		151	
Denmark.....					23				621	
France.....	178		52		59					
Germany.....	4,413		5,566		8,896		13,084		21,976	
Mexico.....					30					
Norway.....	258		451				33			
Sweden.....	1,945		3,372		1,486		2,286		2,404	
United States.....					{ 403,887		578,962		868,709	
Alaska.....	329,243		330,248							
Other Foreign Countries.....									38	
Totals, Foreign Countries.....	337,002		344,785		416,845		598,930		895,509	
Totals.....	509,813		559,616		759,092		939,642		1,388,721	
Animals, living— From United Kingdom.....	23,064	322,883	88,348	537,647	14,353	581,300	10,826	645,961	33,283	640,683
Australia.....								75		
British West Indies.....			100						18	
Hong Kong.....	20						15		57	
Newfoundland.....	4,110	550	4,393		3,760	1,390	3,290	1,875	2,425	
Other British Countries.....										147
Totals, British Empire.....	27,194	323,433	92,841	537,647	18,113	582,690	14,131	647,936	35,783	640,830

SESSIONAL PAPER No. 10

Austria-Hungary.....	158	512	56,085	2	54,148	28,040
Belgium.....	8,455	600	63,325
Brazil.....	2	2	39
France.....	60,350	600	84,244	960	37,566	400
Germany.....	240	1,057	100
Holland.....	60	60
Japan.....	15	34
Mexico.....	75	28	26,949
Russia.....	790	5,000
Turkey.....
United States.....	1,728,700	687,507	1,542,441	2,690,740	2,017,447	2,479,246
Alaska.....	80	1,566,784
Other Foreign Countries.....	2
Totals, Foreign Countries.....	1,797,903	689,826	1,682,770	2,696,825	2,109,261	2,506,631
Totals.....	2,335,550	782,667	2,265,460	2,710,956	2,757,197	2,542,414
Asphaltum or asphalt--
From United Kingdom.....	243	5,842	159	935
British West Indies.....	3,434	9,145	7,643
Other British Countries.....
Totals, British Empire.....	3,677	14,987	7,802	935
Belgium.....	8,208	5,756	8,330
Germany.....	666	2,026	2,226
Holland.....	1,464	779
Mexico.....	60,192	20,854	30,309	123,237
Switzerland.....	1,095
United States.....	324,550	415,143	504,809	709,621
Alaska.....	5	39
Other Foreign Countries.....
Totals, Foreign Countries.....	392,950	437,263	544,369	846,227
Totals.....	396,627	452,250	552,171	847,162
Baking powder--
From United Kingdom.....	378	669	1,563
Other British Countries.....	813
Totals, British Empire.....	378	669	813	1,563

No 22—STATEMENT (by Countries) of the Values of the Principal Articles, both Dutiable and Free, Imported, &c.—Continued.

Principal Articles and Countries whence Imported.	1909.		1910.		1911.		1912.		1913.	
	Dutiable.	Free.	Dutiable.	Free.	Dutiable.	Free.	Dutiable.	Free.	Dutiable.	Free.
Baking powder— <i>Con.</i>										
From United States.....										
Alaska.....	135,426		152,080		116,852		152,085		177,617	
Other Foreign Countries.....										
Totals, Foreign Countries.....	135,426		152,080		116,852		152,085		177,617	
Totals.....	135,804		152,749		117,609		153,498		179,180	
Books, periodicals and all other printed matter—										
From United Kingdom.....	454,394	288,009	487,924	452,707	585,938	394,123	783,723	409,508	835,286	512,463
Australia.....	34	121		500	818	609	3	827	51	848
British Guiana.....						342				
British West Indies.....				59		551			150	
East Indies—										
British India.....									13	
Straits Settlements.....	347		27				4			
Other East Indies.....										
Hong Kong.....	25		128		11	244	362	1,011	111	969
Newfoundland.....		475	5	45	45	1,574	2,199	150	75	5
New Zealand.....		65		10			33		66	51
Other British Countries.....	10		8					20		100
Totals, British Empire.....	454,810	288,670	488,092	453,321	586,812	397,443	786,324	411,576	835,752	514,436
Austria-Hungary.....	29	561	736	1,409	134	2,944	382	2,773	31	6,136
Belgium.....	8,856	32,020	5,325	25,980	8,841	51,597	10,660	40,181	16,287	51,347
Brazil.....			117							
Chile.....		25								
China.....	20	771	78	685	247	472		120	5	424
Cuba.....			285			1				
Denmark.....	19	30		313			8	60		
Danish Possessions—										
Greenland, Iceland, &c.....		3,560		3,819		4,488		2,784		1,585

SESSIONAL PAPER No. 10

France.....	58,634	71,235	80,266	65,840	78,559	66,730	106,007	78,031	127,775	92,503
Germany.....	21,420	9,901	38,725	14,828	46,297	12,511	48,461	19,573	63,178	22,269
Holland.....	945	16	419	16	830	5	979	120	383	219
Italy.....	371	508	75	1,332	62	1,131	301	1,223	294	2,676
Japan.....	414	2,510	80	2,946	168	4,616	919	3,418	504	3,116
Norway.....	5	1,025	20
Russia.....	281	127	660	116	41
Spain.....	9	7	272	65	264	4	347	5
Sweden.....	80	16	39	54	503	87	95
Switzerland.....	470	1,295	227	1,464	995	4,717	116	2,729	250	5,718
Turkey.....	62	19	195	40	119
United States.....	1,052,356	1,726,432	1,138,211	2,019,924	1,307,234	2,362,997	1,454,097	3,013,459	1,759,841
Alaska.....	9	15	10	10
Other Foreign Countries.....
Totals, Foreign Countries.....	1,579,168	1,176,220	1,852,724	1,257,273	2,156,141	1,457,438	2,531,028	1,606,125	3,222,244	1,946,109
Totals.....	2,033,978	1,461,890	2,340,816	1,710,594	2,742,953	1,854,901	3,317,352	2,017,701	4,057,396	2,460,545
Boots, shoes, slippers and insoles of all kinds, except rubber and leather— From United Kingdom.....	43,652	74,256	81,382	85,007	181,049
Hong Kong.....	3,212	7,063	8,156	6,215	3,953
Newfoundland.....	5	300
Other British Countries.....
Totals, British Empire.....	46,869	81,319	89,838	91,222	184,982
Austria-Hungary.....	826	1,722	1,201	4,063	3,568
Belgium.....	14	29	302	7
China.....	6,221	2,080	1,385	1,929
France.....	7,754	8,877	2,130	6,607	726
Germany.....	4,093	4,487	1,100	3,573	14,338
Holland.....	5	2,095	2,881
Italy.....	12
Japan.....	914	1,698	980	1,174	1,512
Norway.....	102	672	693	1,224	514
Spain.....	9
Switzerland.....	222	74	389	281
Turkey.....	11
United States.....	33,828	41,833	30,796	25,822	40,406
Alaska.....
Other Foreign Countries.....	22
Totals, Foreign Countries.....	54,005	61,326	38,461	45,596	66,155
Totals.....	100,874	142,645	128,299	136,818	251,137

No. 22.—STATEMENT (by Countries) of the Values of the Principal Articles, both Dutiable and Free, Imported, &c.—Continued.

Principal Articles and Countries whence Imported.	1909.		1910.		1911.		1912.		1913.	
	Dutiable.	Free.	Dutiable.	Free.	Dutiable.	Free.	Dutiable.	Free.	Dutiable.	Free.
Braces and suspenders and finished parts of—										
From United Kingdom.....	15,078		15,611		16,354		11,536		15,263	
Hong Kong.....			3		3					
Other British Countries.....										
Totals, British Empire.....	15,078		15,614		16,357		11,536		15,263	
Austria-Hungary.....										
China.....	6		12							
France.....	3,629		3,074		8,032		7,249		9,675	
Germany.....			4		18		1,326		99	
Japan.....			4				13			
Switzerland.....					9				15	
United States.....	26,696		44,731		45,607		42,738		63,773	
Alaska.....										
Other Foreign Countries.....										
Totals, Foreign Countries.....	30,331		47,825		53,666		51,326		73,562	
Totals.....	45,409		63,439		70,023		62,862		88,825	
Breadstuffs—										
From United Kingdom.....	730,735	330,218	441,641	239,383	401,198		562,719	18	432,267	4,649
Africa—										
British East.....				6,501						
British South.....										
British West.....		7,109								
Australia.....	1,203		398		494		193			
British Guiana.....			28		275			10	258	
British West Indies.....	778		1,075		1,923		1,007		1,836	
East Indies—										
British India.....					18,192	197,349	11,550	256,942	17,040	314,038
Straits Settlements.....					65,882		96,538		111,089	4
Other East Indies.....	44,500		57,368		1,241		4,255		3,850	

SESSIONAL PAPER No. 10

Fiji.....	698	70,756	88,491	1,182	101,426	222,953	85,317	299,625
Hong Kong.....		1,050	995	70,957	371		624	
Newfoundland.....		40			544		3,659	
New Zealand.....								
Other British Countries.....								
Totals, British Empire	338,055	572,356	578,691	269,488	778,633	479,923	1,155,940	618,316
From Argentine Republic.....								10,634
Austria-Hungary.....		28,465	535		912		202,263	
Belgium.....		123	1,131		5,162		10,664	
Chile.....		57	112		84		2	
China.....		34,104	8,587	776	8,180	6,276	14,555	41,563
Denmark.....		74						
France.....		96,717	74,069		103,930	134	193,190	
French Possessions—								
French Africa.....								
Madagascar.....								
Germany.....		89	8,886		1,806		11,073	
Greece.....					4,348		131,078	
Hawaii.....		30	241	427				
Holland.....		6,526	29,997		970	113	45,119	
Holland, Possessions of—					28,331			
Dutch East Indies.....		190			1,617		264	
Italy.....		100,988	127,103		173,553		270,701	7,400
Japan.....		15,790	25,030		55,872	398,628	102,426	375,894
Mexico.....			25	324,802				
Norway.....					868		67	
Russia.....					262		805	
Spain.....		631	1,567		490	23,795		36,498
Sweden.....		113		42,177				
Switzerland.....		15			275		1,064	
Switzerland.....		910	480		210			
Turkey.....			1,121		943		882	
United States.....			7,939,245	6,958,385	7,048,709	9,800,341	12,153,689	5,517,292
Alaska.....		13,832,558					2	
Other Foreign Countries.....								
Totals, Foreign Countries.....	4,250,129	14,117,380	8,218,079	7,326,567	7,139,066	10,229,287	13,137,814	5,989,241
Totals.....	4,588,184	14,689,736	8,796,770	7,596,055	8,217,699	10,709,210	14,293,754	6,607,557
Bricks, tiles and clays and manu- factures of—								
From United Kingdom.....	197,491	271,554	368,561	209,364	335,972	230,292	324,052	293,312
Hong-Kong.....	30							
Newfoundland.....								
Other British Countries.....						4,310		
Totals, British Empire	197,521	271,554	368,561	209,364	335,972	234,602	324,052	293,312

No. 22—STATEMENT (by Countries) of the Values of the Principal Articles, both Dutiable and Free, Imported, &c.—Continued.

Principal Articles and Countries whence Imported.	1909.		1910.		1911.		1912.		1913.	
	Dutiable.	Free.	Dutiable.	Free.	Dutiable.	Free.	Dutiable.	Free.	Dutiable.	Free.
Brooms and brushes— <i>Con.</i>										
From Greece.....	15,830	\$	36,376	\$	34,947	\$	45,123	\$	45,029	\$
Holland.....	218		153		80		88		194	
Italy.....	5				66				12	
Japan.....	27,964		39,605		74,573		93,545		100,526	
Norway.....							8			
Sweden.....					361		77		49	
Switzerland.....			40		35		75		71	
United States.....			180,642	39	207,235		226,824		300,972	
Alaska.....	135,557									
Other Foreign Countries.....										
Totals, Foreign Countries.....	247,527		323,115	39	409,196		472,835		585,980	
Totals.....	284,279		368,854	39	482,765		551,146		637,210	
Buttons and materials for manu- facture of:—										
From United Kingdom.....	47,293	920	108,431	929	131,365	1,030	107,909	856	138,086	1,849
Australia.....							233			
Hong Kong.....			3		3		56		25	
Other British Countries.....										
Totals, British Empire.....	47,293	920	108,434	929	131,368	1,030	108,198	856	138,111	1,849
Austria-Hungary.....	28,466		79,962		71,040		48,439		75,301	
Belgium.....	345		1,357		4,553	320	4,716		6,396	519
China.....	9		2				2			
France.....	16,431		38,297		50,206		30,569	126	40,638	
Germany.....	19,154		55,812	6,323	63,314	4,778	40,094	3,743	65,197	1,783
Holland.....	45		390		443		162			
Italy.....	2,121		5,211		9,598		5,282		6,026	
Japan.....	1,485		3,503		8,296		5,349		27,588	
Switzerland.....			684		1,432		41		395	
United States.....					282,457	10,034	385,460	21,482	492,170	26,508
Alaska.....	156,039	10,159	276,298	12,522						

No. 22—STATEMENT (by Countries) of the Values of the Principal Articles, both Dutiable and Free, Imported, &c.—Continued.

Principal Articles and Countries whence Imported.	1909.		1910.		1911.		1912.		1913.	
	Dutiable.	Free.	Dutiable.	Free.	Dutiable.	Free.	Dutiable.	Free.	Dutiable.	Free.
Carpets and squares, mats and rugs, N.E.S.— <i>Con.</i>	\$	\$	\$	\$	\$	\$	\$	\$	\$	\$
From Turkey.....			1,897		6					
United States.....			9,648		19,330		14,795		19,297	
Alaska.....	4,746									
Other Foreign Countries.....							12			
Totals, Foreign Countries.....	49,336		71,729		79,415		93,476		112,323	
Totals.....	53,878		93,041		101,000		113,528		140,792	
Carriages—										
From United Kingdom.....	133,747		190,004		484,788		574,086		811,221	
Australia.....					136				31	
Other British Countries.....										
Totals, British Empire.....	133,747		190,004		484,924		574,086		811,252	
Belgium.....	291		2,830		6,611		18,189		5,988	
France.....	24,802		57,597		98,876		124,371		50,944	
Germany.....	41,182		17,879		52,332		35,515		85,796	
Italy.....			852							
Japan.....			12						16	
Norway.....							24			
Portugal.....			2							
Sweden.....	45		106							
Switzerland.....					6,294				15,576	
United States.....					6,594,313		11,046,147		19,972,826	
Alaska.....	1,851,732		3,455,240							
Other Foreign Countries.....										
Totals, Foreign Countries.....	1,918,052		3,534,518		6,758,426		11,224,246		20,131,146	
Totals.....	2,051,799		3,724,522		7,243,350		11,798,334		20,942,398	

No. 22.—STATEMENT (by Countries) of the Values of the Principal Articles, both Dutiable and Free, Imported, &c.—Continued.

Principal Articles and Countries whence Imported.	1909.		1910.		1911.		1912.		1913.	
	Dutiable.	Free.	Dutiable.	Free.	Dutiable.	Free.	Dutiable.	Free.	Dutiable.	Free.
Cement— <i>Con.</i>	\$	\$	\$	\$	\$	\$	\$	\$	\$	\$
From Japan.....	2	5
Norway.....
United States.....	248,431	54,678	264,022	678,036	1,777,535
Alaska.....	{
Other Foreign Countries.
Totals, Foreign Countries.	263,381	66,926	286,362	688,000	1,786,946
Totals.....	478,944	166,718	500,697	944,825	1,965,857
Clocks, clock cases, clock springs, &c.
From United Kingdom.....	15,794	28,765	44,700	41,480	48,371
British West Indies.....	24
Hong Kong.....	9	15
Newfoundland.....	5	80	23
Other British Countries.
Totals, British Empire.....	15,803	28,765	44,705	41,599	48,394
Austria-Hungary.....	5,718	11,200	1,399	819	931
Belgium.....	362	16,082	5,432	4,376
China.....	16
France.....	6,479	7,591	8,661	14,973	15,669
Germany.....	37,254	69,817	83,390	107,131	119,555
Holland.....	27	1,027	4	38	102
Italy.....	96	12	8
Japan.....	267	184	85
Switzerland.....	40	585	1,197	1,365	595
United States.....	348,695	366,190	529,733
Alaska.....	250,788	295,052	{

4 GEORGE V., A. 1914

No. 22—STATEMENT (by Countries) of the Values of the Principal Articles, both Dutiable and Free, Imported, &c.—Continued.

Principal Articles and Countries whence Imported.	1909.		1910.		1911.		1912.		1913.	
	Dutiable	Free.	Dutiable.	Free.	Dutiable.	Free.	Dutiable.	Free.	Dutiable.	Free.
Cocoa beans, nibs, paste, chocolate and other preparations of cocoa.— <i>Con.</i>										
From Norway.										
Spain		9,836		2,506		4,193	83	3,767		
Sweden			695							
Switzerland	69,634		31,655		76,460		98,783		68,896	
United States		157,999		179,505	399,448	235,869	285,500	508,702	152,129	637,099
Alaska	321,213		403,009							714
Other Foreign Countries										
Totals, Foreign Countries.	465,117	185,827	505,938	194,966	620,888	245,221	641,347	526,535	510,865	683,761
Totals.	717,454	341,356	785,965	338,334	1,048,718	382,834	1,088,279	691,669	1,046,131	903,446
Coffee, all kinds, and extracts and imitations of, including chicory—										
From United Kingdom	25,739	112,971	30,225	176,585	35,560	121,302	44,226	158,449	60,600	291,671
Aden						2,871		11,316		24,105
Africa—										
British East				1,166		334				
British South										
British West										
British West Indies			1,207	13,289		46,075	33	63,835		70,314
East Indies—	21	11,404								
British India						61		1,140		1,597
Straits Settlements		1,337		1,929		901		1,294		3,134
Other East Indies										50
Other British Countries		5,691		3,986					136	
Totals, British Empire.	25,760	131,403	31,432	196,955	35,560	171,544	44,259	236,034	60,736	390,871
Belgium	671		788							
Brazil	10	412,313	8,750	645,733	358		3,257	1,084,833	8,329	1,277,757
						645,006	5,530		8,920	

SESSIONAL PAPER No. 10

[illegible]

No. 22—STATEMENT (by Countries) of the Values of the Principal Articles, both Dutiable and Free, Imported, &c.—Continued.

Principal Articles and Countries whence Imported.	1909.		1910.		1911.		1912.		1913.	
	Dutiable.	Free.	Dutiable.	Free.	Dutiable.	Free.	Dutiable.	Free.	Dutiable.	Free.
Collars and cuffs— <i>Con.</i>										
From Japan	27		38		32				4	
Switzerland	578		231		962		2,992		2,937	
United States					155,216		180,484		159,024	
Alaska	83,478		136,585		{					
Other Foreign Countries										
Totals, Foreign Countries.	116,241		174,482		205,807		231,078		203,374	
Totals	164,809		267,312		353,780		375,684		318,944	
Combs for dress or toilet, of all kinds—										
From United Kingdom	39,498		60,771		56,243		70,009		79,609	
Hong Kong	38		79		33		30			
Other British Countries.									9	
Totals, British Empire.	39,536		60,850		56,276		70,039		79,618	
Austria-Hungary.	5,492		4,639		3,717		2,740		2,766	
Belgium	4				774				460	
China	64		29		1					
France	29,654		39,434		34,030		17,451		23,354	
Germany	46,335		49,142		70,704		69,228		81,507	
Holland	87						2			
Italy					56		41			
Japan	49		41		139		93		154	
Switzerland							618		217	
United States	69,537		85,393		52,891		53,255		50,438	
Alaska					{					
Other Foreign Countries.									2	
Totals, Foreign Countries.	151,220		178,678		162,312		143,428		158,898	
Totals	190,756		239,528		218,588		213,467		238,516	

SESSIONAL PAPER No. 10

Cordage and twine, all kinds, and manufactures of— From United Kingdom.....	118,889	11,766	186,720	30,254	230,955	16,676	252,052	10,473	374,702	9,870
East Indies—					294				110	
British India.....									27	
Hong Kong.....			1		28		210		40	
Newfoundland.....			73				24			
New Zealand.....	127									
Other British Countries..										
Totals, British Empire....	119,016	11,766	186,704	30,254	231,207	16,676	252,286	10,473	374,879	9,870
Austria-Hungary.....	1,228		1,173		1,449		2,169		2,932	
Belgium.....					2,751		984		422	
China.....	14		1		18					
France.....	705		463		6,081		179		618	
Germany.....	44		209		1,274		1,434		4,098	
Holland.....	30		22						346	
Italy.....									3,049	
Japan.....	5		12		43		244		229	
Norway.....			29		13,511		3,775		5,725	
United States.....	118,893	1,471,037	149,676		151,566	2,108,041	179,226	2,155,756	240,412	2,335,955
Alaska.....										
Other Foreign Countries..										
Totals, Foreign Countries..	120,919	1,471,037	151,586	1,785,838	176,693	2,108,041	188,011	2,155,756	257,831	2,335,955
Totals.....	239,935	1,482,803	338,379	1,816,092	407,900	2,124,717	440,297	2,166,229	632,710	2,315,825
Corsets of all kinds.....										
From United Kingdom.....	3,247		3,595		7,339		16,865		3,254	
Australia.....	44									
Other British Countries..										
Totals, British Empire....	3,291		3,595		7,339		16,865		3,254	
Austria-Hungary.....							85			
Belgium.....	5,526				3,174		3,892		1,687	
France.....	1,975		8,060		8,598		3,187		3,222	
Germany.....	26		385		1,630		195		661	
Japan.....	5									
Portugal.....										
Switzerland.....	15									
United States.....							299			
Alaska.....			332,891		579,302		465,169		551,230	
Other Foreign Countries..	218,023									
Totals, Foreign Countries..	225,570		342,315		394,724		472,827		556,800	
Totals.....	228,861		345,910		402,063		489,632		560,054	

SESSIONAL PAPER No. 10

United States.....	2,086,351	6,796,495	3,247,022	9,637,229	{ 4,093,462	12,055,388	5,670,536	8,322,245	8,077,036	9,095,023
Alaska.....							25			
Other Foreign Countries.....										
Totals, Foreign Countries.....	3,496,518	6,826,224	5,247,156	9,679,530	6,329,703	12,090,717	8,050,722	8,374,977	11,114,857	9,118,593
Totals.....	11,495,115	7,114,427	17,908,829	10,194,457	20,047,007	12,879,073	21,683,935	9,275,214	27,855,909	10,189,995
Grapes, black mourning— From United Kingdom.....	7,009		16,105				10,585		10,274	
Other British Countries.....										
Totals, British Empire.....	7,009		16,105				10,585		10,274	
France.....	2,109		1,483				2,536		1,851	
Germany.....			51				27			
Japan.....							149			
Switzerland.....							149		114	
United States.....	331		665							
Alaska.....										
Other Foreign Countries.....										
Totals, Foreign Countries.....	2,440		2,199				2,861		1,965	
Totals.....	9,449		18,304				13,446		12,239	
Curtains, made up, trimmed or untrimmed— From United Kingdom.....	370,613		515,713				536,592		569,633	
East Indies— British India.....							24			
Strate Settlements.....	12						25			
Other East Indies.....							36		6	
Hong Kong.....	107		23							
Other British Countries.....										
Totals, British Empire.....	370,732		515,736				536,677		569,639	
Austria-Hungary.....	100		27						1,322	
Belgium.....	95		3,435				308		856	
China.....	36		20				8		5	
France.....	21,539		38,142				25,109		33,231	
Germany.....	398		614				662		757	
Holland.....	93								71	
Italy.....							354		325	
Japan.....	198		256				1,133		123	
Norway.....			1,296							
Sweden.....							57			

4 GEORGE V., A. 1914

No. 22—STATEMENT (by Countries) of the Values of the Principal Articles, both Dutiable and Free, Imported, &c.—Continued.

Principal Articles and Countries whence Imported.	1909.		1910.		1911.		1912.		1913.	
	Dutiable.	Free.	Dutiable.	Free.	Dutiable.	Free.	Dutiable.	Free.	Dutiable.	Free.
Curtains, made up, trimmed or untrimmed— <i>Con.</i>		%		%		%		%		%
From Switzerland.....	48,763		49,988		53,597		33,285		36,720	
United States.....					85,439		83,623		92,752	
Alaska.....	47,746		95,800							
Other Foreign Countries.....										
Totals, Foreign Countries.....	118,908		189,638		173,887		149,539		166,162	
Totals.....	489,700		705,374		741,724		686,216		735,821	
Drugs, dyes, chemicals, and medi- cines—										
From United Kingdom.....	684,701	1,343,436	811,590	1,474,605	974,900	1,678,188	1,036,449	1,770,139	1,181,836	1,975,890
Australia.....	43	32	46			43			21	
British Honduras.....		13,355		18,523						296,122
British West Indies.....	20	2,969	4	731	21	280	172	1,048		3,297
East Indies—										
British India.....					142	420				2,685
Straits Settlements.....	26,616	2,859	400	1,094		214		66		
Other East Indies.....						270		525		537
Hong Kong.....	69,434		3,251			628	4,239	634	5,381	1,097
Newfoundland.....				34		200		63		
New Zealand.....		5,053		6,405		6,644				6,083
Other British Countries.....										
Totals, British Empire.....	780,914	1,367,704	815,291	1,501,392	978,758	1,686,887	1,040,860	1,772,475	1,187,238	2,285,711
Argentina Republic.....					6,433		6,448			
Austria-Hungary.....	9,913	11,692	11,095	4,171	13,003	5,322	4,531	8,605	2,867	53,179
Belgium.....	5,513	12,175	7,584	37,333	24,623	39,060	21,579	29,049	66,247	70,978
Brazil.....				17					9	
Chile.....		175,551		166,638		399,484		305,509		624,964
China.....	38,106	432	3,075	783	29,433	605	4,564	90	4,825	930
Denmark.....		153		572	11	41	233	454		580
France.....	95,114	159,371	130,744	164,333	164,536	222,141	196,909	302,393	239,294	337,865

SESSIONAL PAPER No. 10

Germany.....	74,673	184,391	96,602	246,819	119,970	323,052	125,552	386,622	194,448	555,457
Hawaii.....						75				
Holland.....	15,262	9,811	21,806	8,783	17,960	26,875	22,552	59,200	23,518	76,864
Italy.....	3,314	153,184	4,405	81,004	3,330	41,806	4,393	48,966	9,707	44,093
Japan.....	12,039	47,453	15,198	60,755	12,063	42,313	12,365	61,238	27,851	113,231
Mexico.....		14,800		183		12,386		219,282		1,759,500
Norway.....						3,881	7	5,314	35	54,080
Portugal.....					154		870		43	
Russia.....			250			406				
Spain.....			314	705	971	1,802	21	1,619		110
Sweden.....	694		341		860		874		260	
Switzerland.....	13,865	22,228	15,565	23,719	13,808	24,001	17,705	23,365	26,829	29,585
Turkey.....	73,121		82,367		71,220		90,514	30	25,931	68
United States.....							1,886,619	5,356,606	2,336,885	6,385,068
Alaska.....	1,142,520	4,724,602	1,484,831	5,187,156	{	6,239,968				
Other Foreign Countries.....	12		8						83	
Totals, Foreign Countries.....	1,484,146	5,515,753	1,874,185	5,982,971	2,164,637	7,403,228	2,395,736	7,409,002	2,978,832	10,108,552
Totals.....	2,264,960	6,883,457	2,689,476	7,484,363	3,143,405	9,090,115	3,436,596	9,181,477	4,166,070	12,394,263
Earthenware and chinaware and graniteware—										
From United Kingdom.....	1,068,387		1,159,175		1,475,384		1,561,827		1,917,027	
Australia.....	151				41					
British West Indies.....					1				62	
Hong Kong.....	917		1,932		1,638		1,853		2,368	
Other British Countries.....					4		8		35	
Totals, British Empire.....	1,069,455		1,161,107		1,477,068		1,563,688		1,919,492	
Austria-Hungary.....	70,967		55,338				62,621		77,799	
Belgium.....	650		2,092		56,894		10,441		12,648	
Brazil.....					28,609				1,548	
China.....	1,489						302		818	
Denmark.....	155		512		203		71			
Egypt and Soudan.....	4						65		21	
France.....	107,965		107,322		168,857		135,957		185,054	
Germany.....	191,197		160,462		218,914		295,672		343,337	
Holland.....	1,185		7,167		3,575		4,250		8,301	
Italy.....	1,755		1,909		943		1,302		4,145	
Japan.....	63,683		76,020		30,496		89,210		108,982	
Mexico.....									50	
Norway.....	50				50		29			
Russia.....	146				25					
Spain.....					9					
Sweden.....	24		54		151					
Switzerland.....	1,617		313		107		333		131	
Turkey.....					48		247		17	

No. 22.—STATEMENT (by Countries) of the Values of the Principal Articles, both Dutiable and Free, Imported, &c.—Continued.

Principal Articles and Countries whence Imported.	1909.		1910.		1911.		1912.		1913.	
	Dutiable.	Free.	Dutiable.	Free.	Dutiable.	Free.	Dutiable.	Free.	Dutiable.	Free.
Earthenware and chinaware and graniteware— <i>Con.</i>										
From United States.....	216,604		209,857		358,908		422,930		580,364	
Alaska.....							6			
Other Foreign Countries.....										
Totals, Foreign Countries.....	657,491		682,416		928,625		1,023,436		1,323,243	
Totals.....	1,726,946		1,843,523		2,405,693		2,587,124		3,242,735	
Elastic, round or flat, including garter elastic—										
From United Kingdom.....	94,103		148,497		123,853		146,559		144,517	
Other British Countries.....										
Totals, British Empire.....	94,103		148,497		123,853		146,559		144,517	
Belgium.....									216	
China.....			24							
France.....			4						1,336	
Germany.....	7,544		5,469		6,325		962		325	
Japan.....			374		740		612			
Switzerland.....					60		19			
United States.....	72						43,395		38,653	
Alaska.....	34,522		41,867		37,874					
Other Foreign Countries.....										
Totals, Foreign Countries.....	42,138		47,738		44,999		44,988		40,530	
Totals.....	136,241		196,235		168,852		191,547		185,047	
Electric apparatus—										
From United Kingdom.....	91,092		435,312		392,584	979	628,099	3,529	1,193,723	
Australia.....							600		250	
British West Indies.....							135			
Hong Kong.....						9				

SESSIONAL PAPER No. 10

Newfoundland Other British Countries.	5	10	20	72			
Totals, British Empire	91,097	435,422	392,613	628,906	3,529	1,193,973	
Austria-Hungary	10,963	23,969	23,491	23,902		26,361	
Belgium	225	803	2,193	5,189		4,293	
Denmark						620	
Egypt and Soudan						266	
France	6,553	6,166	10,169	11,872	168	20,156	
Germany	20,444	20,199	62,253	51,857	1,487	109,871	2,161
Holland	265			5,335		3,164	
Italy			165	3,354		14,789	3,281
Japan				18		202	
Norway	4,486			423			
Russia						325	
Sweden	1,757	43,617	39,533	97,128		118,560	
Switzerland		47	22,542	1,995	2,669	2,299	1,389
United States			4,419,922	5,011,145	191,630	7,296,763	300,263
Alaska		2,998,381					
Other Foreign Countries.							
Totals, Foreign Countries.	1,982,064	3,093,182	4,580,268	5,212,219	195,954	7,597,669	307,094
Totals	2,073,161	3,528,504	4,972,881	5,841,125	199,483	8,791,642	307,094
Embroideries, N.O.P.—							
From United Kingdom	15,722	27,806	38,812	42,632		39,182	
British West Indies		400					
East Indies			96	215			
British India			60				
Hong Kong							
Other British Countries.							
Totals, British Empire	15,722	28,206	38,968	42,847		39,182	
Austria-Hungary	925	790	1,657	1,252		340	
Belgium		1,565	694	2,722		843	
China	222	384	23	181			
France	9,985	24,343	21,954	13,983		21,802	
Germany	9,096	7,174	16,256	18,080		21,750	
Italy	430		249	63		200	
Japan	1,566	3,602	10,033	14,760		12,190	
Spain				789			
Sweden		9					
Switzerland	23,996	20,608	18,381	17,344		13,241	
Turkey	43	216	319	353		153	

No. 22—STATEMENT (by Countries) of the Values of the Principal Articles, both Dutiable and Free, Imported, &c.—Continued.

Principal articles and Countries whence Imported.	1909.		1910.		1911.		1912.		1913.	
	Dutiable.	Free.	Dutiable.	Free.	Dutiable.	Free.	Dutiable.	Free.	Dutiable.	Free.
Embroideries— <i>Con.</i>										
From United States.....	{				{					
Alaska.....	16,152		22,724		25,346		28,257		32,157	
Other Foreign Countries.....									34	
Totals, Foreign Countries.....	62,415		81,615		94,912		97,734		102,710	
Totals.....	78,137		109,821		133,880		140,581		141,892	
Fancy articles—										
From United Kingdom.....	1,190,928		1,493,412		1,524,096		1,680,313		1,957,309	
Africa—										
British East.....										
British South.....			181		36,892		39,499		85,926	
British West.....										
Australia.....					1				51	
British West Indies.....										
East Indies—										
British India.....					58		100		277	
Straits Settlements.....			3						18	
Other East Indies.....									431	
Hong Kong.....	62		481		903		821		384	
Malta.....					323		1,345			
Newfoundland.....					2					
New Zealand.....			53							
Other British Countries.....			28							
Totals, British Empire.....	1,190,990		1,494,158		1,562,275		1,722,078		2,044,346	
Argentina Republic.....									2,277	
Austria-Hungary.....	33,820		37,840		42,420		37,714		36,071	
Belgium.....	6,756		18,374		26,753		22,499		18,844	
China.....	930		752		1,509		579		672	
Cuba.....	75		35				180			

SESSIONAL PAPER No. 10

Egypt and Soudan.....	104	272			10	459	
France.....	478,641	574,390			506,795	534,080	
Germany.....	606,258	812,950			929,641	1,127,726	
Greece.....						76	
Holland.....	598	586			1,250	5,630	
Italy.....	6,820	10,327			15,035	18,758	
Japan.....	13,604	48,357			32,148	34,136	
Mexico.....	50					8	
Norway.....	92				69		
Portugal.....		35			21	162	
Russia.....	35	20					
Spain.....		185			511	272	
Sweden.....	332	855				44	
Switzerland.....	34,899	36,801			49,327	35,323	
Turkey.....	11	17			1,498	2,140	
United States.....	741,054	890,606			957,938	1,140,143	
Alaska.....							
Venezuela.....						8,883	
Other Foreign Countries.....					57		
Totals, Foreign Countries.....	1,631,633	2,446,177			2,556,172	2,965,674	
Totals.....	2,822,623	4,008,452			4,278,250	5,010,020	
Fertilizers—							
From							
United Kingdom.....	3,913	47,586	54,210	22,196	32,045	59,310	57,078
Newfoundland.....		5,486	4,735				26,659
Other British Countries.....							
Totals, British Empire.....	3,913	53,072	58,945	22,196	32,045	59,310	83,737
Belgium.....		1,632					
France.....			1,287	121		214	2,974
Germany.....	29		8				
Holland.....	1,637	1,200	34				7,849
Turkey.....							
United States.....	339,436	128,741	129,220	399,476	413,338	480,379	103,191
Alaska.....							
Other Foreign Countries.....							
Totals, Foreign Countries.....	341,102	131,573	130,549	399,597	413,338	480,395	114,014
Totals.....	345,015	184,645	189,494	421,793	445,383	539,905	197,751

No. 22.—STATEMENT (by Countries) of the Values of the Principal Articles, both Dutiable and Free, Imported, &c.—Continued.

Principal Articles and Countries whence Imported.	1909.		1910.		1911.		1912.		1913.	
	Dutiable.	Free.	Dutiable.	Free.	Dutiable.	Free.	Dutiable.	Free.	Dutiable.	Free.
Fisheries, articles for the use of—										
From United Kingdom.....	19,332	420,797	22,050	410,103	28,602	504,143	22,987	482,743	32,734	680,726
British West Indies.....										450
Newfoundland.....		4,274		2,577		2,171		3,858		884
Other British Countries.....										
Totals, British Empire.....	19,332	425,071	22,050	412,680	28,602	506,314	22,987	486,601	32,734	682,060
Austria-Hungary.....		1,032		811		508		699		2,018
China.....				439						8
France.....			26						30	122
Germany.....		248	88			1,489		840		
Italy.....				39						9,939
Japan.....		18,787	305	46,231		17,726		12,656		1,714
Norway.....	16	1,554		4,397	17	1,894		1,770	10	201
Sweden.....		30								707,247
United States.....	20,828	428,349	23,239	455,838	24,285	590,726	19,717	573,282	24,953	24
Alaska.....										97
Other Foreign Countries.....		7								
Totals, Foreign Countries.....	20,844	450,007	23,658	507,755	24,302	612,343	19,717	589,247	24,993	721,370
Totals.....	40,176	875,078	45,708	920,435	52,904	1,118,657	42,704	1,073,848	57,727	1,403,430
Fish—										
From United Kingdom.....	123,091		140,867	9	232,321		276,983		257,817	
Africa—										
British South.....							917			
Australia.....	132									
British West Indies.....			988						43	
Hong Kong.....	3,242		7,650		10,617		13,972		16,733	
Newfoundland.....	60	814,886	106	719,770	99	681,438	22	986,374	67	911,109
New Zealand.....	241									
Other British Countries.....	20									
Totals, British Empire.....	126,786	814,886	158,611	719,779	243,037	681,438	291,894	986,374	274,660	914,109

SESSIONAL PAPER No. 10

Austria-Hungary.....	4	28	57	1,639	1,599
Belgium.....	1,258	277	2,745	3,871
China.....	7,501	4,384	4,045	926
Denmark.....	38	38	761	1,091	41,578
France.....	48,835	59,745	40,088	19,724
French Possessions—						
St. Pierre & Miquelon.....	10,273	100,275	36,946	20,785	11,394
Germany.....	347	1,263	4,021	2,770	3,543
Greece.....	113	40
Holland.....	24,339	25,022	34,902	39,474	42,472
Italy.....	7,727	7,500	8,398	10,349	12,565
Japan.....	15,950	23,422	27,513	30,898	30,060
Norway.....	76,720	93,459	193,550	176,983	305,918
Portugal.....	5,648	5,535	8,371	4,407	7,443
Russia.....	1,078
Spain.....	705	261	204	314	998
Sweden.....	2,955	1,030	2,460	4,234
Switzerland.....	101
United States.....	483,817	595,724	6193 {	753,228	872,290	7,313
Alaska.....	640,198	24,738
Other Foreign Countries.....	6,193
Totals, Foreign Countries.....	683,237	919,752	1,000,361	1,006,867	1,364,707	7,313
Totals.....	810,023	725,972	1,243,398	1,358,761	1,639,367	921,422
Flax, hemp and jute and mfrs of—						
From United Kingdom.....	1,990,482	2,929,915	2,767,187	2,839,489	3,249,175	2,125,221
Africa—						
British East.....	95	110	4,911
British South.....
British West.....	5,694
British West Indies.....	37	5	14
East Indies—						
British India.....	238,472	577,381	754,428	1,082,873	72,190	2,421,001
Straits Settlements.....
Other East Indies.....	748	903	1,451	1,675	1,666
Hong Kong.....	33	393	46
Malta.....
New Zealand.....	30,673	8,827
Other British Countries.....	28,471
Totals, British Empire.....	2,229,834	3,508,309	3,523,104	3,914,444	3,323,077	4,555,049
Austria-Hungary.....	15,506	17,468	16,360	9,735	15,463
Belgium.....	1,555	7,092	9,745	14,783	12,428	12,105
China.....	1,329	1,245	1,454	1,054	343
Egypt and Soudan.....	34
France.....	19,582	27,761	15,747	24,694	35,256

No. 22—STATEMENT (by Countries) of the Values of the Principal Articles, both Dutiable and Free, Imported, &c.—Continued.

	1909.		1910.		1911.		1912.		1913.	
	Dutiable.	Free.	Dutiable.	Free.	Dutiable.	Free.	Dutiable.	Free.	Dutiable.	Free.
Flax, hemp and jute and mfrs. of — <i>Con.</i>	\$	\$	\$	\$	\$	\$	\$	\$	\$	\$
From Germany.....	14,717	8,778	23,659	1,364	47,988	1,353	48,321	5,590	47,921	3,964
Holland.....	24	67	102	243
Italy.....	310	220	3,029	283	15,599	782	40,756
Japan.....	46,846	88,071	69,779	84,045	67,610
Mexico.....	29,139	17,476	16,056	29,795	47,401
Norway.....	85	27	3,441	30
Philippines.....	61	10,178
Portugal.....	434	689	5,860	7,599
Portuguese Possessions— Azores and Madeira.....
Russia.....	187	931	1,871	488	76
Spain.....	902	368	653	150	24,852
Switzerland.....	12,446	20,460	15,168	1,702	562	2,976
Turkey.....	946	15,280	16,158	24,968	2,148
United States.....	278,547	210,158	220,851	156,112	298,598	206,343	237,992	296	314,955
Alaska.....	141,214	265,108
Other Foreign Countries.....	150
Totals, Foreign Countries.....	256,467	316,464	398,630	240,358	336,339	331,416	414,754	302,045	481,078	446,454
Totals.....	2,486,301	1,518,452	3,906,939	1,461,322	3,859,443	1,564,520	4,329,198	2,106,911	3,804,155	5,001,563
Fruits—										
From United Kingdom.....	367,126	147,085	464,963	108,311	542,189	157,222	911,708	111,279	1,172,744	107,120
Australia.....	8,736	218	1,816	32	4,798	1,016	5,171	888	8,823	9
Bermuda.....	12
British Guiana.....
British West Indies.....	4,897	53,021	7,684	180,029	2,486	72,741	6,302	76,429	9,641	70,386
East Indies—										
British India.....	7,883	6,047	5,099
Straits Settlements.....	20,801	26,974	657	50,117	239	73,878	80,217
Other East Indies.....	5,683	1,970	3,842	1,944
Hong Kong.....	1,998	8,304	1,035	13,223	898	12,350	997
Newfoundland.....	564	25	42	21	122

SESSIONAL PAPER No. 10

	607	421	255	1,308	10	2,952 4,532	178,634
New Zealand.....	404,729	507,566	618,041	1,021,500	189,504	1,304,314	
Other British Countries.....							
Totals, British Empire.....							
Austria-Hungary.....	12,142	1,372	37,589	31,937		7,002	
Belgium.....	68	22	31	2,428		1,107	
Brazil.....	5,617	13,637	198	2,387		4,034	
China.....	602	411	13,323	12,401	14	14,525	
Cuba.....	965	989			7,666	406	3,124
Egypt and Soudan.....	218			290			
France.....	366,294	461,249	592,528	638,736		487,507	
Germany.....	28	288	916	3,587		1,963	
Greece.....	339,666	391,942	444,321	559,817		540,698	
Hawaii.....	25	60	3,439	14,545	5,198	28,249	635
Holland.....	197	724	2,079	30,488		28,551	
Holland, Possessions of—							
Dutch East Indies.....		615	7,607	14,694		31,434	
Italy.....	25,916	37,476	33,156	61,254	284,608	76,208	338,094
Japan.....	28,242	20,908	52,899	54,180	34,751	53,620	
Mexico.....	51,155	23,347			13,662	33,489	19,052
Norway.....	80			20			
Persia.....	8,820	3,844	8,458	1,003			
Porto Rico.....	1,531	123			153		
Portugal.....	537,524	672,841	12,322	20,330		23,925	
Spain.....	20,925	12,906	665,612	860,812	13,656	694,833	8,483
Switzerland.....		114				101	
Turkey.....	136,666	177,670	291,784	236,779		294,383	
United States.....	2,452,299	2,696,914	3,877,962	5,544,421	5,772,532	6,117,563	6,235,874
Alaska.....							
Other Foreign Countries.....			156	271	28	168	
Totals, Foreign Countries.....	3,915,413	4,500,854	6,015,564	8,093,380	6,138,268	8,296,206	6,660,882
Totals.....	4,320,142	5,008,420	6,633,608	9,114,880	6,327,772	9,600,520	6,839,516
Furs and manufactures of—							
From United Kingdom.....	413,127	628,266	748,648	589,319	227,118	850,680	443,782
Africa—							
British East.....							
British South.....		1,479	202				518
British West.....							
Australia.....	287	2,060	6,553				
East Indies—							
British India.....				50			
Straits Settlements.....			2,413				
Other East Indies.....		12,545					
Hong Kong.....				11			

4 GEORGE V., A. 1914

No. 22—STATEMENT (by Countries) of the Values of the Principal Articles, both Dutiable and Free, Imported, &c.—Continued.

Principal Articles and Countries whence Imported.	1909.		1910.		1911.		1912.		1913.	
	Dutiable.	Free.	Dutiable.	Free.	Dutiable.	Free.	Dutiable.	Free.	Dutiable.	Free.
Furs and mfrs. of.— <i>Con.</i>										
From Newfoundland.....	6	19,633			720	50,708		46,235	690	31,036
New Zealand.....				367		5,549				
Other British Countries.....						1,117		710		259
Totals, British Empire....	413,133	164,667	629,268	330,405	751,989	277,158	589,380	274,063	851,370	475,595
Argentina Republic.....		12,968		8,125	5,508		11,038			5,707
Austria-Hungary.....	7,471		5,566		11,105		2,880		6,684	3,551
Belgium.....	7,073		12,391	1,644	8,171		3,187	2,317	4,619	27,347
China.....	300	6,495	2,374	26,144	133,092	28,561	3,187	24,957	160	45,232
France.....	73,126	23,676	118,090	1,917	133,092	15,081	176,864	32,711	253,071	72,681
Germany.....	195,577	430,356	235,569	704,398	296,449	668,805	282,255	1,004,536	441,123	1,207,010
Holland.....		98		1,642				647		
Italy.....							330		2,736	
Japan.....					120			5,993		12
Mexico.....								200		
Norway.....						3,124		262		
Persia.....		114		13,792					58	
Russia.....	18,450	114,873	9,170	211,816	6,407	147,429	5,989	188,502	15,001	313,116
Spain.....			519							
Switzerland.....			291	1,190	40		2,591	2,209	6,511	
Turkey.....				370						30,295
United States.....		1,975,850		3,013,275		2,321,619	472,888	2,708,117	585,476	3,642,880
Alaska.....	225,332		407,571		{ 341,927			450		3,258
Uruguay.....		1,360								
Other Foreign Countries.....				440				740	58	
Totals, Foreign Countries..	527,329	2,565,790	811,241	3,984,053	802,819	3,184,619	958,072	3,971,641	1,315,497	5,351,189
Totals.....	940,462	2,730,457	1,440,509	4,314,458	1,554,808	3,461,777	1,547,452	4,245,704	2,166,867	5,826,784

SESSIONAL PAPER No. 10

Glass and manufactures of—									
From United Kingdom.....									
British West Indies.....	771,489	569	1,029,092	135	1,070,846	6,692	1,198,731	1,390	1,511,867
Hong Kong.....	35	46	118	214	214	148
Newfoundland.....	12	19	46	121	121	1,646	61
Other British Countries.....	6	100	10
Totals, British Empire.....	771,536	569	1,029,275	135	1,071,187	6,692	1,200,477	1,390	1,512,086
Austria-Hungary.....									
Belgium.....	76,286	94,042	52,415	59,202	90,077
China.....	373,412	8,097	586,363	38	857,417	939	1,110,377	53	1,208,109
France.....	63	40	77	44	21
Germany.....	82,304	3,338	104,602	9,818	113,664	897	114,100	8,764	101,864
Holland.....	186,271	114,937	2,141	213,767	230,918	256,017
Italy.....	66,182	77,463	45,302	28,485	31,325
Japan.....	2,024	3,024	3,606	3,382	6,797
Mexico.....	321	347	551	546	784
Norway.....	2	35	50
Portugal.....	25	14
Spain.....	17
Sweden.....	31,095	5,895	4,253	157	24
Switzerland.....	897	717	363	6,527	13,541
Turkey.....	6	1,046	1,660	2,806
United States.....	677,803	866	890,456	27	1,092,561	1,324,846	363	32
Alaska.....	2,083,997
Other Foreign Countries.....	54
Totals, Foreign Countries.....	1,497,240	12,391	1,876,635	12,024	2,385,099	1,886	2,880,327	9,180	3,795,498
Totals.....	2,268,796	12,870	2,903,970	12,159	3,456,286	8,528	4,080,804	10,570	5,307,584
Gloves and mitts, all kinds—									
From United Kingdom.....									
Hong Kong.....	549,436	810,524	889,507	767,064	1,161,835
Newfoundland.....	2	3	9	2
Other British Countries.....	2	4	5
Totals, British Empire.....	549,438	810,524	889,512	767,077	1,161,842
Austria-Hungary.....									
Belgium.....	14,181	31,146	25,896	22,173	53,022
China.....	16,805	31,631	53,093	17,377	9,373
France.....	304,459	6	2	1
Germany.....	256,428	556,610	585,819	460,837	716,297
Holland.....	193,493	204,835	255,258	380,057
Italy.....	5,343	15,455	1,102	17,082	62,830

No. 22—STATEMENT (by Countries) of the Values of the Principal Articles, both Dutiable and Free, Imported, &c.—Continued.

Principal Articles and Countries whence Imported.	1909.		1910.		1911.		1912.		1913.	
	Dutiable.	Free.	Dutiable.	Free.	Dutiable.	Free.	Dutiable.	Free.	Dutiable.	Free.
	\$	\$	\$	%	%	%	%	%	\$	%
Gloves and mitts, all kinds— <i>Con.</i>										
From Japan	4		128		35		87		88	
Norway							1			
Switzerland	344		5,867		4,270		972		3,735	
United States					321,426		337,170		399,633	
Alaska	189,291		279,894							
Other Foreign Countries.										
Totals, Foreign Countries	786,855		1,114,230		1,208,738		1 110,909		1,624,946	
Totals	1,386,293		1,924,754		2,098,250		1,877,986		2,786,788	
Glue, glue stock and mucilage—										
From United Kingdom	72,964		97,716		104,372		121,873		158,921	
Hong Kong	4		2		3		4		2	
Other British Countries.										
Totals, British Empire	72,968		97,718		104,375		121,877		158,923	
Austria-Hungary	3,966		3,048		8,196		1,457		8,404	
Belgium	10,862		6,224		5,508		7,258		13,789	
China	2				4					
France	14,485		8,294		11,898		10,508		14,038	
Germany	17,166		29,536		26,665		27,713		34,627	
Holland					175		42		24	
Japan					9				18	
Russia	9,948		8,484		13,613		12,476		3,700	
Sweden	738						760			
Switzerland							582			
United States		1,169	91,557	379	94,913	2,061	90,398	7,137	133,673	10,290
Alaska	73,723									
Other Foreign Countries.						20	38			
Totals, Foreign Countries	130,890	1,169	138,143	379	160,981	2,081	151,232	7,137	208,273	10,290
Totals	203,858	1,169	235,861	379	265,356	2,081	273,109	7,137	367,196	10,290

SESSIONAL PAPER No. 10

United States.....	252,499		280,599		325,960		510,082		845,632	
Alaska.....									109	
Other Foreign Countries.....									885,381	
Totals, Foreign Countries.....	300,474		290,519		342,286		522,793			
Totals.....	950,419		830,073		1,217,930		1,680,498		1,415,528	
Gutta percha, casouche and India rubber and manufactures of—										
From United Kingdom.....	183,574	43,998	378,664	323,811	758,330	229,044	1,081,626	248,761	1,934,037	370,486
Bermuda.....						31		291		193
British West Indies.....										
East Indies—										
British India.....										
Straits Settlements.....		15,558		6,152				6,483		12,543
Other East Indies.....						9,655		1,026		2,531
Hong Kong.....	43				33					
Newfoundland.....	45	73		196		110		157		442
Other British Countries.....										
Totals, British Empire.....	183,662	59,629	378,664	330,399	758,363	238,840	1,081,636	283,622	1,934,037	386,195
Austria-Hungary.....	6,804		6,610		3,661		8,439	2,663	12,120	10,269
Belgium.....	39	9,182	567	27,407	2,677	2,067	350	15,645	1,632	85,776
Brazil.....										
China.....	41						6	8,053		
Denmark.....									2,260	
France.....	6,623	6,569	5,860	7,706	6,339	8,089	20,439	21,181	36,393	49,154
Germany.....	22,250	473	40,693	6,310	47,885	23,120	50,463	53,087	89,287	96,508
Holland.....			8		365			3,150	70	1,673
Holland, Possessions of—										
Dutch East Indies.....				2,528					45,088	
Italy.....	50		110						14	
Japan.....	41				6		8			
Norway.....	222						24			
Russia.....			470				42		103	
Sweden.....							37		12	
Switzerland.....					278				17	
United States.....	683,136	2,409,220	1,007,352	4,142,446	1,417,546	4,470,514	1,606,307	4,967,218	2,769,148	5,637,479
Alaska.....								69		
Other Foreign Countries.....							60			
Totals, Foreign Countries.....	719,206	2,425,444	1,061,670	4,186,397	1,479,501	4,503,790	1,686,175	5,071,065	2,956,144	5,880,839
Totals.....	902,868	2,485,073	1,440,334	4,516,796	2,237,864	4,742,630	2,767,801	5,354,688	4,890,181	6,267,054

No. 22—STATEMENT (by Countries) of the Values of the Principal Articles, both Dutiable and Free, Imported, &c.—Continued.

Principal Articles and Countries whence Imported.	1909.		1910.		1911.		1912.		1913.	
	Dutiable.	Free.	Dutiable.	Free.	Dutiable.	Free.	Dutiable.	Free.	Dutiable.	Free.
Hair and manufactures of—										
From United Kingdom.....	69,346	32,639	151,918	48,984	133,494	37,508	99,488	46,533	83,449	51,613
British West Indies.....		3				2				2
Hong Kong.....	44					4				
Newfoundland.....						648		215		1,136
New Zealand.....										
Other British Countries.....										
Totals, British Empire.....	69,390	32,642	151,918	48,984	133,494	38,162	99,488	46,748	83,449	52,751
Austria-Hungary.....	11,769	86	19,367		8,497	4,125	1,381	1,684	81	
Belgium.....			2,198		2,453		187		6	
China.....	7			694						
France.....	6,260	342	13,685	1,361	13,179	3,137	6,370	2,419	7,690	751
Germany.....	3,394	2,419	4,127	5,565	7,291	13,388	8,308	10,132	5,917	6,566
Holland.....	28									7,490
Italy.....		851				342				198
Japan.....	12		24		6	307	25		33	
United States.....			93,512	129,286	73,478	201,636	88,983	196,129	120,928	214,679
Alaska.....	53,476	82,373					21			492
Other Foreign Countries.....										
Totals, Foreign Countries.....	74,946	86,071	132,913	136,896	103,004	224,243	105,275	210,939	134,655	230,176
Totals.....	144,336	118,713	284,831	185,880	238,498	262,405	204,763	257,687	218,104	282,927
Hats, caps and bonnets—										
From United Kingdom.....	1,256,949	103,567	1,656,233	166,292	2,164,723	154,000	2,139,107	189,027	3,052,095	243,057
Australia.....										91
British West Indies.....		337	243	599	61	3,056	130		1,632	
Hong Kong.....	15		54		35		98		12	
Newfoundland.....				9			18			38
Other British Countries.....			7						178	
Totals, British Empire.....	1,256,964	103,904	1,656,537	166,900	2,164,819	157,116	2,139,353	189,027	3,053,917	243,186

SESSIONAL PAPER No. 10

Austria-Hungary	1,834	1,409	1,608	642	1,325	650	10,990	1,323	24,800	794
Belgium	1,257		3,433	1,656	5,391	961	6,646	9,776	10,706	12,380
China	72		26	1,304	79	12,975	44	15,943	172	20,944
Cuba					221					
Ecuador			256		1,759		4,284		6,192	290
France	66,563	14,414	88,982	23,821	87,075	14,934	99,678	15,278	130,507	23,471
French Possessions—										
Other French Possessions					40				297	
Germany	2,581	15,997	2,652	24,398	8,001	14,746	9,750	17,001	56,677	16,046
Holland			338	257						
Holland, Possessions of—										
Dutch East Indies					16		551		1	
Italy	36,091	4,445	52,932	8,220	73,500	10,960	95,463	6,102	145,476	15,500
Japan	510	612	1,624	2,901	2,864	8,623	3,979	7,943	15,753	13,602
Mexico	91	504	193	1,651	1,501		5,890		5,777	
Russia			92		241					
Spain		508							49	
Switzerland	976	4,725	365	15,665	1,321	17,219	1,904	8,966	2,412	11,527
United States	905,203	173,379	1,078,208	283,660	1,173,842	266,734	1,501,909	302,634	1,910,972	322,249
Alaska										
Other Foreign Countries							19		135	
Totals, Foreign Countries	1,015,178	215,993	1,230,769	363,575	1,357,176	347,802	1,741,107	384,966	2,309,426	436,803
Totals	2,272,142	319,897	2,887,306	530,475	3,521,995	504,918	3,880,460	573,993	5,363,343	679,989
From Other British Countries										
Totals, British Empire										
United States							307,429		486,190	
Alaska	126,738		138,423		231,218					
Other Foreign Countries										
Totals, Foreign Countries	126,738		138,423		231,218		307,429		486,190	
Totals	126,738		138,423		231,218		307,429		486,190	
Hides and skins other than fur—										
From United Kingdom		1,082,046		1,848,242		853,894		871,893		1,316,796
Africa—										
British East										
British South		8,680		9,921		137,582		51,895		98,529
British West										
Australia		8,083		43,274		26,740		42,202		79,589
Bermuda						3,833		2,692		4,622
British West Indies		17,974		29,760		12,929		24,212		73,340

4 GEORGE V., A. 1914

No. 22.—STATEMENT (by Countries) of the Values of the Principal Articles, both Dutiable and Free, Imported, &c.—Continued.

Principal Articles and Countries whence Imported.	1909.		1910.		1911.		1912.		1913.	
	Dutiable.	Free.	Dutiable.	Free.	Dutiable.	Free.	Dutiable.	Free.	Dutiable.	Free.
Ink, writing and printing.— <i>Con.</i>										
From United States.....	113,714		133,140		{ 113,296		102,869		116,572	
Alaska.....							29			
Other Foreign Countries.....										
Totals, Foreign Countries.....	116,775		140,116		115,817		107,732		119,825	
Totals.....	149,469		179,262		152,555		147,823		159,765	
Ivory and manufactures of—										
From United Kingdom.....	15	41,031	80	61,570	182	37,225	239	43,462	206	38,466
Hong Kong.....	3		219		114		154		67	
Other British Countries.....										
Totals, British Empire.....	18	41,031	299	61,570	296	37,225	393	43,462	273	38,466
Austria-Hungary.....			15							
Belgium.....		431								
China.....	48		269		7				20	
France.....	17	1,748	8	1,119	83	38	121		97	4,551
Germany.....	61	37,319		68,423	14	89,471	45	89,282	14	103,989
Holland.....	2				3					
Japan.....	246		654		441		638		247	
United States.....	979	25,802	516	21,127	959	24,069	1,478	25,044	1,066	42,033
Alaska.....										
Other Foreign Countries.....										
Totals, Foreign Countries.....	1,353	65,295	1,462	90,669	1,507	113,578	2,282	114,326	1,444	150,573
Totals.....	1,371	106,326	1,761	152,239	1,803	150,803	2,675	157,788	1,717	189,039

No. 22—STATEMENT (by Countries) of the Values of the Principal Articles, both Dutiable and Free Imported, &c.—Continued.

Principal Articles and Countries whence Imported.	1909.		1910.		1911.		1912.		1913.	
	Dutiable.	Free.	Dutiable.	Free.	Dutiable.	Free.	Dutiable.	Free.	Dutiable.	Free.
<i>Lime—Con.</i>										
From Germany.....	36		361							
From United States.....	106,125		116,175		{ 143,338		162,093		225,411	
Alaska.....										
Other Foreign Countries.....										
Totals, Foreign Countries..	106,161		116,536		143,338		162,093		225,411	
Totals.....	106,253		116,946		143,338		162,593		225,444	
<i>Lime juice and other fruit syrups and juices—</i>										
From United Kingdom.....	19,010	253	21,132	566	27,317	434	41,457	2,331	57,525	549
British West Indies.....		11,109		8,006		8,673	56	14,979		22,478
Hong Kong.....					78					
Other British Countries.....										
Totals, British Empire....	19,010	11,362	21,132	8,572	27,395	9,107	41,513	17,310	57,525	23,027
<i>Austria-Hungary.....</i>					28					
China.....			4							
France.....	1,522		1,777		1,918		3,013		3,227	
Germany.....	911		343		423		29		603	
Hawaii.....					754		51		80	
Holland.....	60		222		339		35		561	
Italy.....			194		194		138		375	
Spain.....							98		110	
Switzerland.....					9		18		15	
United States.....			19,929	180	37,489	1,027	49,226	797	64,550	36
Alaska.....	11,044	877			{ 14		75		80	
Other Foreign Countries.....										
Totals, Foreign Countries..	13,537	877	22,275	180	40,868	1,027	52,683	907	69,491	36
Totals.....	32,547	12,239	43,407	8,752	68,263	10,134	94,196	18,217	127,016	23,063

No. 22—STATEMENT (by Countries) of the Values of the Principal Articles, both Dutiable and Free, Imported, &c.—Continued.

Principal Articles and Countries whence Imported.	1909.		1910.		1911.		1912.		1913.	
	Dutiable.	Free.	Dutiable.	Free.	Dutiable.	Free.	Dutiable.	Free.	Dutiable.	Free.
Metals and minerals and manufac- tures of—										
From United Kingdom.....	6,263,986	5,296,373	8,443,818	6,857,435	12,183,171	7,565,136	12,114,801	6,401,055	13,227,321	6,845,639
Australia.....	327	21,792	9	9,373	455	71,411	301	1,110	2,370	13
Bermuda.....						959			1,344	333
British Guiana.....					285	138	63		637	664
British West Indies.....	13,407	570	2,784	3,004	792	130	2,154	379	3,176	578
East Indies—										
British India.....					555		533		7,243	
Straits Settlements.....	44	143,604	531	88,588	32	78,247	85	243,719	52	265,086
Other East Indies.....							6			
Hong Kong.....	1,047		493		595		733		853	
Newfoundland.....	4,579	653,369	8,375	566,912	19,168	805,222	9,461	636,469	3,248	861,310
New Zealand.....	130				20					
Other British Countries.....	100		1,597							107
Totals, British Empire.....	6,283,620	6,117,798	8,457,607	7,525,312	12,205,073	8,521,243	12,128,142	7,282,732	13,246,230	7,973,730
Argentine Republic.....	190				25				5	
Austria-Hungary.....	98,778	10,092	161,370	5,840	118,120	8,404	129,826	9,714	182,495	11,364
Belgium.....	129,100	208,678	253,726	479,760	634,635	192,036	520,101	290,513	247,707	286,227
China.....	1,462	10,031	1,371		248		128		1,405	13,834
Cuba.....					1,120		4,500		20,010	
Denmark.....	1,405	4,442	65	10,701	386	16,473	223	1,991	13,558	1,110
Egypt and Soudan.....	125		58		41				187	
France.....	166,256	7,682	120,872	18,026	213,205	26,571	214,285	11,076	177,757	13,683
French Possessions.....										
St. Pierre & Miquelon.....	280		3,049	301	759	259	6,306	1,265	820	172
Germany.....	641,462	535,495	799,389	765,761	1,289,201	783,346	1,426,701	730,479	1,787,179	1,217,086
Hawaii.....							600			
Holland.....	14,823	37,137	17,897	22,066	23,668	13,608	48,047	39,286	118,938	16,606
Italy.....	1,468	1,872	8,911	2,934	4,329	248	1,463	6,222	74	6,438
Japan.....	13,356		16,336		24,401		23,243		22,950	464
Mexico.....	2,852			67	6,125		7,750		2,646	
Norway.....	2,770		21,421	8,281	19,143	2,798	22,873	1,515	5,899	3,976

No. 22.—STATEMENT (by Countries) of the Values of the Principal Articles, both Dutiable and Free, Imported, &c.—Continued.

Principal Articles and Countries whence Imported.	1909.		1910.		1911.		1912.		1913.	
	Dutiable.	Free.	Dutiable.	Free.	Dutiable.	Free.	Dutiable.	Free.	Dutiable.	Free.
Mineral and aerated waters.— <i>Con.</i>										
From Austria Hungary.....	\$ 6,197		\$ 18,201		\$ 5,655		\$ 4,514		\$ 6,046	
Belgium.....					23,550		7,783		24	
France.....	52,946		37,802		85,665		91,555		108,167	
Germany.....	28,856		25,264		8,061		30,003		21,425	
Holland.....	18				453					
Italy.....			286		750		1,142			
Japan.....	1,785		1,370	8	3,443		3,456		4,811	
Spain.....					9				50	
United States.....	52,143	1,030	66,767	423	53,219	486	56,446	433	67,382	761
Alaska.....							17		18	
Other Foreign Countries.....										
Totals, Foreign Countries.....	141,945	1,030	149,780	431	180,805	486	194,916	433	207,923	761
Totals.....	154,739	1,030	180,534	431	205,424	486	231,503	433	275,432	766
Musical instruments and parts of—										
From United Kingdom.....	39,481	7,077	48,694	13,886	75,069	20,487	73,932	21,813	101,416	13,796
Hong Kong.....	198		78		152		88		207	
Newfoundland.....										
Other British Countries.....					75		300			
Totals, British Empire.....	39,679	7,077	48,772	13,886	75,296	20,487	74,320	25,001	101,623	13,796
Austria Hungary.....	2,769		5,880		6,945		13,395		9,967	
Belgium.....	66		95		2,561		452		235	
China.....	150		119		49		22		190	
France.....	12,839		17,477	39	25,913		25,429		34,370	70
Germany.....	60,775	15,769	88,955	21,678	112,967	30,561	118,842	28,003	162,655	30,314
Holland.....					95		175		149	
Italy.....			653		965		621		1,240	
Japan.....			153		281		137		246	
Norway.....	129				26				30	

[illegible]

No. 22—STATEMENT (by Countries) of the Values of the Principal Articles, both Dutiable and Free, Imported, &c.—Continued.

Principal Articles and Countries whence Imported.	1909.		1910.		1911.		1912.		1913.	
	Dutiable.	Free.	Dutiable.	Free.	Dutiable.	Free.	Dutiable.	Free.	Dutiable.	Free.
<i>Oils—Con.</i>										
From Austria Hungary.....	204		48		330		365			
Belgium.....	2,460	3,459	232		2,026	13,169	12,380	15,128	5,353	67,704
China.....	14,719	1,970	5,920	2,977	2,559	5,659	2,007	6,717	11,026	12,574
Denmark.....					27					
France.....	48,568	3,130	59,519	3,085	94,260	287	103,656	1,081	133,585	56,350
French Possessions— St. Pierre and Miquelon			91				54			
Other French Possns.....		702								
Germany.....	10,588	4,509	4,093	9,529	9,074	11,607	10,169	59,673	20,042	42,853
Greece.....	120		183		163				2,681	
Holland.....			3,427	68	3,497		2,996	2,515	3,096	442
Holland, Possessions of— Dutch East Indies.....				142						183,000
Italy.....	44,015	153	63,017		112,379		100,682		172,108	
Japan.....	1,396		1,264		15,468	1,101	25,416	5	23,658	
Mexico.....				45		40				
Norway.....	8,134		5,134		8,478		9,785		13,833	
Persia.....					20					
Russia.....					1					
Spain.....	759		257		1,835		252		2,454	
Switzerland.....	474		1,747		2,090		1,979		2,425	
Turkey.....			668		686		1,770		2,976	
United States.....					3,060,035	3,611,136	3,010,850	4,905,200	4,081,639	11,747,829
Alaska.....	2,291,022	1,927,857	2,736,956	2,204,921						
Other Foreign Countries.....							76		4	
Totals, Foreign Countries.....	2,422,947	1,941,780	2,884,556	2,220,767	3,312,928	3,642,999	3,282,437	4,996,269	4,474,880	12,110,752
Totals.....	2,576,497	2,200,864	3,149,139	2,478,343	3,928,346	3,987,773	3,982,756	5,333,409	4,919,253	12,469,544
Oil cake and meal— From United Kingdom.....		1,082		1,426		3,448		2,464		19,229
Other British Countries.....										
Totals, British Empire.....		1,082		1,426		3,448		2,464		19,229

No. 22.—STATEMENT (by Countries) of the Values of the Principal Articles, both Dutiable and Free, Imported, &c.—Continued.

Principal Articles and Countries whence Imported.	1909.		1910.		1911.		1912.		1913.	
	Dutiable.	Free.	Dutiable.	Free.	Dutiable.	Free.	Dutiable.	Free.	Dutiable.	Free.
Optical, philosophical, photographic, &c., instruments— <i>Con.</i>	\$	\$	\$	\$	\$	\$	\$	\$	\$	\$
From Italy.....	250	1,181	501	3,067	186	1,104	10	112	12	75
Japan.....	3		70			5				
Mexico.....			15		50					
Norway.....					502			15		98
Sweden.....		53	457	412	1,728	124	1,428	25	4,474	797
Switzerland.....	2,596	123		2,439		118				
Turkey.....					778,960	156,626	924,908	172,925	1,171,883	276,418
United States.....	355,828	147,398	480,874	126,463					9	
Alaska.....										
Other Foreign Countries.										
Totals, Foreign Countries.	398,583	186,224	539,363	160,168	862,036	207,313	1,011,401	221,306	1,289,075	323,693
Totals.....	490,515	217,583	677,555	206,047	1,077,668	270,048	1,242,135	276,862	1,592,326	377,325
Packages—										
From United Kingdom.....	902,426		1,139,769		1,349,270		1,347,687		1,683,816	
Africa—										
British East.....							64		65	
British South.....			38		7		5		20	
British West.....										
Australia.....	1,781		2,683		2,071		5,554		5,022	
Bermuda.....							71		11	
British Guiana.....	3,131		3,481		3,221		3,509		4,355	
British West Indies.....	1,104		2,171		1,242		2,539		2,564	
East Indies—										
British India.....					925		2,267		735	
Straits Settlements.....	250		811		232		99		564	
Other East Indies.....					192		59		141	
Hong Keng.....	2,077		8,569		11,220		12,412		17,153	
Newfoundland.....	57		2		15		2		495	
New Zealand.....	10				567		171		335	
Other British Countries.									7	
Totals, British Empire.....	910,836		1,157,524		1,368,962		1,374,439		1,715,283	

SESSIONAL PAPER No. 10

Austria-Hungary	19,880	20,515	17,131	14,476	23,782
Belgium	31,567	46,844	60,403	62,742	71,754
China	8,831	4,542	4,874	3,038	4,807
Cuba	2,334	2,504	2,500	3,157	3,772
Denmark	586	215	200	208	401
Danish Possessions—					
Danish West Indies			1,185	33	
Egypt and Soudan	98	133	87	98	74
France	103,288	170,048	201,403	190,209	217,371
French Possessions—					
French Africa		105			3
St. Pierre and Miquelon	104	60	74	34	85
Germany	99,332	80,137	110,802	123,272	150,292
Greece		415	281	165	458
Hawaii	1	8	11	10	16
Holland	137,414	118,387	141,178	150,701	188,758
Italy	3,626	5,163	8,980	9,810	16,980
Japan	11,998	13,535	18,519	18,845	23,109
Mexico	30	301	12	15	72
Norway	1,178	1,898	4,847	2,571	3,580
Persia				9	20
Philippines	166	78	157	74	63
Porto Rico	281	10,992	2		
Portugal	202	243	466	326	639
Russia	48	132	135	35	123
Spain	9,963	17,980	22,892	22,543	27,308
Sweden	4,489	6,381	2,156	4,316	6,518
Switzerland	2,964	4,173	3,195	4,806	5,403
Switzerland		116	411	408	807
Turkey	17		5,46,920	563,904	755,638
United States		460,614			
Alaska					
Other Foreign Countries	503,249		64		46
Totals, Foreign Countries	1,001,646	905,719	1,148,894	1,175,985	1,501,979
Totals	1,912,482	2,123,243	2,517,856	2,550,424	3,217,262
Packages—Post office and express parcels and packages—					
From United Kingdom	272,568	318,362	387,078	471,407	500,683
Newfoundland	313			470	119
Other British Countries					
Totals, British Countries	272,881	318,362	387,078	471,877	500,802
Austria-Hungary					
Belgium			4	4	
China	92	29	12	3	2
France	669	1,412	1,393	1,480	741

4 GEORGE V., A. 1914

No. 22—STATEMENT (by Countries) of the Values of the Principal Articles, both Dutiable and Free, Imported, &c.—Continued.

Principal Articles. and Countries whence Imported.	1909.		1910.		1911.		1912.		1913.	
	Dutiable.	Free.	Dutiable.	Free.	Dutiable.	Free.	Dutiable.	Free.	Dutiable.	Free.
Packages—Post office and express parcels and packages— <i>Com.</i> From Germany.....	\$ 527	\$	\$ 823	\$	\$ 145	\$	\$ 523	\$	\$	\$
Italy.....					3		10			
Japan.....					2		3		42	
Portugal.....							11			
Switzerland.....					18		131		24	
United States.....					{ 2,526,913		2,658,992		3,341,230	
Alaska.....										
Other Foreign Countries.....							8			
Totals, Foreign Countries.....	1,823,897		2,195,636		2,528,490		2,661,165		3,342,039	
Totals.....	2,096,778		2,513,998		2,915,568		3,133,042		3,842,841	
Paintings, drawings, engravings, prints and building plans, N.E.S.— From United Kingdom.....	191,737	295,444	214,639	354,280	235,788	424,156	275,715	411,086	280,969	376,186
Australia.....			30						10	
Hong Kong.....	8		36		15		102		27	
Newfoundland.....				148						
Other British Countries.....					200			27		
Totals, British Empire.....	191,745	295,444	214,705	354,428	236,003	424,156	275,817	411,113	281,006	376,186
Austria-Hungary.....	1,181	209	616	426	1,332	73	729	180	631	800
Belgium.....	1,629	75	489	200	233	8,023	830	915	329	5,570
China.....	23		17		6					
Denmark.....	2						56			
Egypt and Soudan.....						65				
France.....	19,026	50,579	21,090	49,305	11,608	14,631	12,590	104,115	10,733	35,072
Germany.....	126,467	88	116,536	268	94,235	4,593	106,790	18,118	124,409	3,048
Hawaii.....			50							
Holland.....	248	32,648	59	111,924	270	26,856	285	154,745	1,999	63,610
Italy.....	309	2,206	787	6,687	1,197	6,651	526	2,272	1,155	2,087

SESSIONAL PAPER No. 10

Japan.....	1,072	44	721	3,613	1,668	2,115	544,884
Russia.....	25			284			921,070
Sweden.....				3,394	1,335	210	400
Switzerland.....	1,787	40	5,518	2,505	127	400	434,297
Turkey.....				490,365	604,392	615,264	
United States.....	422,571	250,067	467,498	193,098			
Alaska.....							
Other Foreign Countries.....					1,300		
Totals, Foreign Countries.....	574,340	335,956	613,381	615,487	729,328	757,245	
Totals.....	706,085	601,400	823,086	851,490	1,003,145	1,038,251	
Paints and colours—							
From United Kingdom.....	430,132	121,745	434,212	432,943	418,498	594,853	281,948
Hong Kong.....	2		1			129	
Newfoundland.....	12			14		9	
Other British Countries.....							
Totals, British Empire.....	430,146	121,745	434,213	432,957	418,498	594,991	281,948
Austria-Hungary.....	286		6,429	3,820	679	188	
Belgium.....	10,351	593	23,758	43,492	43,406	40,672	5,308
China.....			1				
Denmark.....					102		
France.....	3,494		5,451	11,467	7,201	6,825	95
Germany.....	60,537	35,292	70,488	81,086	118,076	139,023	72,455
Holland.....	757		4,317	21,292	16,856	23,661	
Italy.....	223		353	192	377	1,844	
Japan.....					63	15	
Norway.....	1,000		170	340	190	723	
Sweden.....		162				59	153
Switzerland.....	1,036		53	1,299	6	1,532	282
United States.....	355,800	113,515	496,848	575,929	688,007	210,018	274,484
Alaska.....							
Other Foreign Countries.....							
Totals, Foreign Countries.....	433,544	149,562	607,868	739,017	874,861	1,173,365	352,707
Totals.....	863,690	271,307	1,042,081	1,171,974	1,293,359	1,708,356	634,655
Paper and manufactures of—							
From United Kingdom.....	838,790	1,108	1,028,041	1,347,227	1,513,356	2,084	8,109
Australia.....			47	9	807		
Hong Kong.....	1,261		1,790	2,455	2,374	2,564	
Newfoundland.....					284		
Other British Countries.....					17		
Totals, British Empire.....	840,051	1,108	1,029,878	1,350,191	1,516,538	1,809,108	8,109

No. 22—STATEMENT (by Countries) of the Values of the Principal Articles, both Dutiable and Free, Imported, &c.—Continued.

Principal Articles and Countries whence Imported.	1909.		1910.		1911.		1912.		1913.	
	Dutiable.	Free.	Dutiable.	Free.	Dutiable.	Free.	Dutiable.	Free.	Dutiable.	Free.
Paper and mfrs. of— <i>Con.</i>										
From Austria-Hungary.	11,478		15,973	12	14,282		14,424		19,303	
Belgium.	69,330	219	91,311	454	88,555		116,599		123,208	614
China.	2,447		1,561		713		568		1,657	
Denmark.	9,302		6,034		10,227		11,183		10,870	
France.	43,695	1,118	68,904	1,934	86,496	829	92,759	753	149,541	1,754
Germany.	75,628	11,263	82,821	18,989	165,000	11,573	178,209	16,208	259,376	23,801
Holland.	19,975		8,862		6,340		6,592	772	11,243	
Italy.	2,330		2,776		2,347		3,366		1,640	
Japan.	14,831		14,503		17,706		19,271		22,610	
Norway.	21,969		25,223		37,627		60,239		49,385	
Russia.	20		810		6		68		193	
Spain.			614						44	
Sweden.	31,399		55,667		75,108		90,946		126,241	
Switzerland.	1,207		3,648		1,011		3,847		2,007	
Turkey.					33		151		81	
United States.	2,443,189	55,773	3,184,395	40,015	3,595,254	68,978	4,148,470	72,750	5,635,078	119,078
Alaska.										
Other Foreign Countries.	7		2		5		2		6	
Totals, Foreign Countries.	2,746,717	68,403	3,563,104	61,404	4,100,710	81,380	4,752,194	90,483	6,412,483	145,247
Totals.	3,586,768	69,511	4,592,982	65,732	5,450,901	82,501	6,208,732	92,567	8,221,591	153,356
Pencils, lead—										
From United Kingdom.	38,340		45,047		45,224		56,826		64,346	
Australia.							667			
Hong Kong.	3		3		6				6	
Other British Countries.										
Totals, British Empire.	38,343		45,050		45,230		57,493		64,351	
Austria Hungary	1,243		4,113		1,520		3,186		5,185	
Belgium.			1		2,139		5,200		4,082	

SESSIONAL PAPER No. 10

China.....	9	32	6	1	S
France.....	244	297	2,763	1,353	2,000
Germany.....	45,148	55,589	58,087	62,497	74,759
Italy.....	134	134	1	3	10
Japan.....	19	39	1	41	3
Portugal.....			15		
United States.....		163,923	153,069	191,695	230,499
Alaska.....				78	412
Other Foreign Countries.....	117,834				
Totals, Foreign Countries.....	164,497	224,038	217,600	264,034	316,958
Totals.....	202,840	269,088	262,830	321,557	381,309
Pens, penholders and rulers of all kinds—					
From United Kingdom.....	63,063	68,072	75,963	82,430	110,617
Hong Kong.....	69	61	54	41	49
Newfoundland.....	10				
Other British Countries.....					
Totals, British Empire.....	63,142	68,133	76,017	82,461	110,666
Austria-Hungary.....	409	384	297	365	1,571
Belgium.....				353	16
China.....	33	21	15	11	10
France.....	588	862	967	356	976
Germany.....	1,774	3,539	2,933	5,263	5,426
Japan.....	31	11	17	16	21
Turkey.....			4		
United States.....		103,184	116,329	152,457	131,733
Alaska.....					
Other Foreign Countries.....	137,852				
Totals, Foreign Countries.....	140,687	108,001	120,562	158,821	139,753
Totals.....	203,829	176,134	196,579	241,282	250,419
Perfumery.—					
From United Kingdom.....	24,761	39,559	53,915	62,381	68,859
British West Indies.....	12	179	44	156	2
Hong Kong.....	27	37	41	60	67
Newfoundland.....	2				
Other British Countries.....				38	
Totals, British Empire.....	24,802	39,775	54,000	62,635	68,928

No. 22.—STATEMENT (by Countries) of the Values of the Principal Articles, both Dutiable and Free, Imported, &c.—Continued.

Principal Articles and Countries whence Imported.	1909.		1910.		1911.		1912.		1913.	
	Dutiable.	Free.	Dutiable.	Free.	Dutiable.	Free.	Dutiable.	Free.	Dutiable.	Free.
<i>Perfumery.—Con.</i>										
From Austria-Hungary.....	398		1,205		77		144		356	
Belgium.....	244		451		4,171		1,875		655	
China.....	83		24		24		1		7	
France.....	93,638		133,237		140,721		169,833		168,717	
Germany.....	4,154		6,942		13,964		16,837		22,560	
Holland.....	55						191		307	
Italy.....	28				54					
Japan.....	560		905		1,101		1,239		1,541	
Mexico.....					50					
Russia.....					39				172	
Spain.....										
Sweden.....									467	
Switzerland.....	120		362				139			
Turkey.....	72				23				2	
United States.....					236,684		294,734		411,489	
Alaska.....	171,935		210,697		{		62		138	
Other Foreign Countries.....	72									
Totals, Foreign Countries.....	271,287		333,823		396,908		484,575		606,411	
Totals.....	296,089		393,598		450,908		547,210		675,339	
<i>Pickles, sauces and catsups—</i>										
From United Kingdom.....	239,315		296,021		365,604		430,068		474,359	
Australia.....	4				6		6		235	
British Guiana.....	65									
British West Indies.....			2							
East Indies—										
British India.....					577		1,741		1,169	
Straits Settlements.....	342		105		{					
Other East Indies.....					207					
Hong Kong.....	1,122		3,240		2,994		3,454		4,500	
Newfoundland.....			9							

SESSIONAL PAPER No. 10

Other British Countries.									
Totals, British Empire....	240,848	209,370	369,406	435,269	480,263
Belgium.....	3	70
China.....	3,583	1,896	1,530	1,128	2,071
France.....	4,438	5,652	6,809	2,291	4,722
Germany.....	822	39	51	68
Greece.....	562	2,778	8,017	3,499	9,434
Hawaii.....	4	5
Holland.....	1	104	497
Italy.....	2,904	4,602	7,866	5,142	6,182
Japan.....	14,950	18,370	15,112	18,069	19,372
Spain.....	17,533	24,763	49,144	16,522	63,738
Switzerland.....	83	393	204
Turkey.....	116	126	183	1,816	1,020
United States.....	92,066	143,060	157,375	219,642
Alaska.....	85,546
Other Foreign Countries.....
Totals, Foreign Countries.....	129,720	151,389	231,967	205,997	326,816
Totals.....	370,568	450,759	601,373	641,266	807,079
Plants and trees—									
From United Kingdom.....	7,775	2,764	10,127	3,841	13,328	8,808	12,469	6,905	16,937
Australia.....	265	20	15,855
Bermuda.....	564
British West Indies.....	59
Hong Kong.....	675	7	1,706	6
Newfoundland.....	23	1,497
Other British Countries.....	75	340
Totals, British Empire....	7,798	2,823	10,392	3,916	13,348	9,483	12,476	8,951	16,943
.....	17,916
Argentina Republic.....									
Austria-Hungary.....	105	104	93	166	18
Belgium.....	3,790	4,367	7,648	7,317	6,731	8,655	9,360	12,730	11,768
Brazil.....	1,837	947	12,087
China.....	1,524	1,998	16	2,565	1,560	789
Colombia.....	488	1,502
Denmark.....	245	100	166	250	2,215
France.....	4,231	15,923	6,108	15,124	5,981	20,975	6,136	22,770	20,447
Germany.....	141	16,941	589	18,958	1,546	21,825	1,004	47,388	48,391
Holland.....	7,108	47,185	11,806	64,736	18,680	71,881	19,233	90,951	132,781
Japan.....	198	5,029	579	5,849	373	5,785	873	8,392	7,852

4 GEORGE V., A. 1914

No. 22—STATEMENT (by Countries) of the Values of the Principal Articles, both Dutiable and Free, Imported, &c.—Continued.

Principal Articles and Countries whence Imported.	1909.		1910.		1911.		1912.		1913.	
	Dutiable.	Free.	Dutiable.	Free.	Dutiable.	Free.	Dutiable.	Free.	Dutiable.	Free.
Plants and trees— <i>Con.</i>										
From Mexico.....	11	25				188				
Norway.....								47		
Philippines.....						100		166		447
Russia.....					248					
Switzerland.....							450			
Turkey.....	10									
United States.....		30,869		38,640		67,709		40,673		38,694
Alaska.....	96,040		128,087		125,212		146,275		191,786	
Venezuela.....						454		829		
Other Foreign Countries.		5						366	10	
Totals, Foreign Countries..	111,634	129,986	155,476	152,215	156,138	203,435	183,487	227,497	235,409	259,853
Totals.....	119,432	132,809	165,868	156,131	172,486	212,918	195,963	236,448	252,352	277,569
Pocket books, portfolios, purses, reticules, satchels, card cases, fly books and musical instru- ment cases—										
From United Kingdom.....	52,198		53,530		59,700		74,086		117,526	
Hong Kong.....	23		13		57		52		257	
Other British Countries..							16			
Totals, British Empire....	52,221		53,543		59,757		74,154		117,783	
Austria-Hungary.....	3,203		2,208							
Belgium.....	570		27		3,232		6,248		5,381	
China.....	2		54		326		2,461		2,869	
France.....	7,691		6,898						93	
Germany.....	24,059		26,972		13,554		20,444		36,952	
Greece.....	60				35,200		64,372		78,693	
Italy.....			19							
Japan.....	1,848		1,823		72		147		2,795	
Spain.....					1,732		1,618		292	
					887		273			

4 GEORGE V., A. 1914

No. 22—STATEMENT (by Countries) of the Values of the Principal Articles, both Dutiable and Free, Imported, &c.—Continued.

Principal Articles and Countries whence Imported.	1909.		1910.		1911.		1912.		1913.	
	Dutiable.	Free.	Dutiable.	Free.	Dutiable.	Free.	Dutiable.	Free.	Dutiable.	Free.
Provisions, viz.:—Butter, cheese, eggs, lard and meat—										
From United Kingdom.....										
Australia.....	106,710		144,200		218,448		565,504		619,998	
Hong Kong.....	155,621		136,886		247,370		229,922		206,072	
Newfoundland.....	5,334		11,336		17,069		16,928		18,332	
New Zealand.....	289		773		577		234		299	
Other British Countries.....	3,810		4,871		126,408		562,746		1,584,591	
Totals, British Empire....	271,764		318,066		609,872		139		1,732	
Argentina Republic.....							1,375,473		2,430,024	
Austria-Hungary.....	228		102		4,207		13,502		21,271	
Belgium.....	7		846		1,479		617		203	
China.....	8,873		11,982		900		1,635		1,369	
Denmark.....					14,278		2,617		3,869	
France.....	14,871		22,935				302		15	
Germany.....	607		2,069		45,331		30,986		74,897	
Greece.....	174		83		16,635		8,594		12,102	
Holland.....	6,047		2,700				3,588		1,283	
Italy.....	36,712		61,651		2,119		4,894		4,894	
Japan.....	449		121		88,663		86,662		135,228	
Norway.....	782		228		449		510		821	
Roumania.....			13				1,455		1,109	
Russia.....										
Spain.....					1,165				975	
Sweden.....							5,767		278	
Switzerland.....	19,111		56,716		67,974		60,289		62,204	
Turkey.....	60		90		171		432		1,013	
United States.....			3,928,697		3,994,622		6,131,127		9,440,014	
Alaska.....	3,791,936									
Uruguay.....			64		5,800				31	
Other Foreign Countries.....							213		146	
Totals, Foreign Countries.....	3,879,857		4,068,207		4,243,793		6,348,306		9,761,722	
Totals.....	4,151,621		4,406,363		4,858,665		7,723,779		12,191,746	

[illegible]

No. 22.—STATEMENT (by Countries) of the Values of the Principal Articles, both Dutiable and Free, Imported, &c.—Continued.

Principal Articles and Countries whence Imported.	1909.		1910.		1911.		1912.		1913.	
	Dutiable.	Free.	Dutiable.	Free.	Dutiable.	Free.	Dutiable.	Free.	Dutiable.	Free.
Resin or rosin— From United Kingdom.....	§	1,442	§	11,661	§	63,824	§	25,674	§	17,484
From Other British Countries.....										
Totals, British Empire.....		1,442		11,661		63,824		25,674		17,484
Belgium.....						100				173
France.....						3,133		1,558		154
Germany.....		12								58
Japan.....		10								
Spain.....						109				
United States.....		310,356		431,930		500,942		676,070		723,438
Alaska.....										
Other Foreign Countries.....								10		
Totals, Foreign Countries.....		310,378		431,930		504,284		677,638		724,123
Totals.....		311,820		443,591		568,108		703,312		741,607
Ribbons— From United Kingdom.....	489,587		651,012		504,745		460,633		651,431	
Hong Kong.....	43		12		160		35		3	
Other British Countries.....										
Totals, British Empire.....	489,630		651,024		504,905		460,668		651,434	
Austria-Hungary.....	492		534		1,179		3,490		902	
Belgium.....	46,492		93,757		620		357		567	
China.....	33		60							
Cuba.....					103					

SESSIONAL PAPER No. 10

France	325,366	377,588	352,400	353,712	375,451
Germany	34,132	47,580	29,990	29,706	21,512
Holland	842	60	1,629	1,574	15
Italy	902	382	783	14
Japan	66	4,107
Spain
Sweden	6,725
Switzerland	342,722	293,810	335,307	401,578	508,102
United States	106,108	119,596	137,396	149,853
Alaska	92,785
Other Foreign Countries
Totals, Foreign Countries	843,832	926,604	845,714	927,867	1,056,402
Totals	1,333,462	1,577,628	1,350,619	1,388,535	1,707,836
Salt—
From United Kingdom
Australia	135	256,307	240,701	272,669
British West Indies	2	6,298	20,865	18,187
Newfoundland	81	753	473	1,150
Other British Countries
Totals, British Empire	81	137	263,358	262,039	292,006
Danish Possessions—
Danish West Indies	80	1,125
French Possessions—
French West Indies	286	616	300
St. Pierre & Miquelon	164
Hawaii	45
Holland, Possessions of—
Dutch West Indies
Italy	6,317	10,501	378	5,167
Mexico	690	116	10,474	3,769
Portugal	22,544	225	13,649
Spain	6,715	2,713	2,436
United States	30,428	570	21,977	151	338
Alaska	81,916	59,008	115,935	38,822
Other Foreign Countries	82,035	136,465
Totals, Foreign Countries	83,401	82,827	118,852	116,091	136,803	70,749
Totals	83,482	82,964	382,210	116,091	137,169	362,755

4 GEORGE V., A. 1914

No. 22—STATEMENT (by Countries) of the Values of the Principal Articles, both Dutiable and Free, Imported, &c.—Continued.

Principal Articles and Countries whence Imported.	1909.		1910.		1911.		1912.		1913.	
	Dutiable.	Free.	Dutiable.	Free.	Dutiable.	Free.	Dutiable.	Free.	Dutiable.	Free.
Sand paper, glass, flint and emery paper or emery cloth— From United Kingdom..... Other British Countries..... Totals, British Empire.....	\$	\$	\$	%	\$	\$	\$	\$	\$	\$
	2,118		2,722		6,475		12,486		9,631	
	2,118		2,722		6,475		12,486		9,631	
Belgium..... France..... Germany..... Spain..... Switzerland..... United States..... Alaska..... Other Foreign Countries..... Totals, Foreign Countries..... Totals.....					212 17 9 172		96 53 16			
			11							
			126,166		{ 145,655		157,927		175,258	
	102,876									
	102,876		126,177		145,965		158,092		175,260	
Sausage casings— From United Kingdom..... Australia..... British Guiana..... New Zealand..... Other British Countries..... Totals, British Empire..... Argentina Republic..... Austria-Hungary..... Denmark.....					152,440		170,578		184,891	
	42,132	651	36,484		48,176	978	34,820		45,186	1,202
	1,608		1,334		2,225				2,277	
	3,237			106			1,582		4,398	
			783						5,398	
Totals, British Empire.....	46,977	651	38,601	106	50,401	978	36,402		57,169	1,202
Argentina Republic..... Austria-Hungary..... Denmark.....	2,114				626				1,311	
	2,633		3,644						1,076	

SESSIONAL PAPER No. 10

[illegible]

No. 22—STATEMENT (by Countries) of the Values of the Principal Articles, both Dutiable and Free, Imported, &c.—Continued.

Principal Articles and Countries whence Imported.	1909.		1910.		1911.		1912.		1913.	
	Dutiable.	Free.	Dutiable.	Free.	Dutiable.	Free.	Dutiable.	Free.	Dutiable.	Free.
Settlers' effects—										
From United Kingdom.....		1,799,285		2,525,754		4,024,707		4,712,943		4,850,843
From Africa—										
British East.....		4,457		2,607		1,320		3,426		50
British South.....										
British West.....		5,386		6,601		2,135		8,850		8,620
Australia.....		185				592		1,733		205
Bermuda.....										
British Guiana.....										
British Honduras.....										
British West Indies.....		3,290		2,335		85		100		
East Indies—						1,910		828		5,109
British India.....						8,740		1,675		1,041
Straits Settlements.....		2,571		1,726						
Other East Indies.....										
Hong Kong.....		300				3,175		270		5,990
Newfoundland.....		7,349		11,116		14,318		10,159		14,872
New Zealand.....		880		200		1,678		3,460		1,500
Other British Countries.....						680		50		
Totals, British Empire.....		1,824,203		2,550,339		4,059,340		4,744,870		4,888,230
Austria-Hungary.....		5,172		1,415		1,465		515		4,570
Belgium.....		76,810		61,736		11,634		77,574		21,283
Brazil.....		200								100
Central Am. States—										
Costa Rica.....						1,200		50		
Guatemala.....				500						
Honduras.....										
Nicaragua.....										
Salvador.....										
China.....		2,984		3,040		3,179		9,815		2,615
Cuba.....		100		65		1,100		925		1,395
Denmark.....		1,155		1,735		1,285		553		2,115
Egypt and Soudan.....						60				800
France.....		17,525		20,978		17,661		49,383		162,043

4 GEORGE V., A. 1914

No. 22—STATEMENT (by Countries) of the Values of the Principal Articles, both Dutiable and Free, Imported, &c.—Continued.

Principal Articles and Countries whence Imported.	1909.		1910.		1911.		1912.		1913.	
	Dutiable.	Free.	Dutiable.	Free.	Dutiable.	Free.	Dutiable.	Free.	Dutiable.	Free.
Silk and manufactures of—										
From United Kingdom.....	1,923,712	262	2,561,673	788	2,859,318	4,997	3,038,267	6,693	3,817,648	10,473
East Indies—										
British India.....					365		26	7,959	44	
Struts Settlements.....		2,684	36		47				11	
Other East Indies.....			19,123		13,799		7,611		28	
Hong Kong.....	6,343						256		7,396	
Other British Countries.....									35	
Totals, British Empire.....	1,930,055	2,946	2,580,832	788	2,873,529	4,997	3,046,160	14,652	3,825,162	10,473
Austria-Hungary.....	47,007		92,529		104,123	97	194,145		176,914	
Belgium.....	39,403	199	99,354		8,461		5,704		5,486	
China.....	42,103		125,522	46	102,767	4,320	95,885	25,824	104,048	9,391
Denmark.....									40	
Egypt and Soudan.....					16		114			
France.....	731,005	507	825,184	431	1,007,373	1,590	1,023,725	299	1,204,675	137
Germany.....	122,768		147,333	604	179,128	7	240,534	37	274,649	6
Holland.....					365		885			
Italy.....	24,277		46,028	617	47,643	474	32,400	4,894	52,550	585
Japan.....	318,043	37,603	396,851	39,689	415,780	4,763	353,635	110,577	369,158	37,093
Spain.....					381					
Switzerland.....	637,661	96	703,760		1,035,637	76	1,093,638	816	1,581,110	1,493
Turkey.....	139		117		63		75			
United States.....						435,081	928,093	282,577	1,223,732	316,157
Alaska.....										
Other Foreign Countries.....		359,249	571,973	385,795	699,296					
Totals, Foreign Countries.....	2,299,401	397,654	3,069,056	427,182	3,601,033	446,408	3,970,833	424,964	5,052,414	364,862
Totals.....	4,229,456	400,600	5,589,888	427,976	6,474,562	451,405	7,016,993	439,616	8,877,576	375,335

SESSIONAL PAPER No. 10

Slate and manufactures of— From United Kingdom..... Other British Countries.....	2,549	1,541	7,603	12,908
	2,549	1,541	7,603	12,908
	
Totals, British Empire.....	
Austria-Hungary..... Belgium..... France..... Germany..... Japan..... Portugal..... United States..... Alaska..... Other Foreign Countries..... Totals, Foreign Countries..... Totals.....	47	111	156	22
	247	157	1,512	1,060	1,522
	59	89	40	100	896
	2,794	3,761	3,393	3,800	5,336
			5
			268	103
			140,257	160,753	199,082
	118,369	131,057		188	25
	
	121,516	135,175	145,631	165,963	206,964
Soap— From United Kingdom..... Australia..... Hong Kong..... Newfoundland..... Other British Countries..... Totals, British Empire.....	57,844	270	313	71,725	97,173	549	117,224	282	144,165	531
	228	292	61	246	170
	45	10	7	1	3
	18
		159	3
	
	58,135	270	313	72,027	97,241	549	117,630	282	144,341	531
	
	
	
Austria-Hungary..... Belgium..... China..... France..... Germany..... Holland..... Italy..... Japan..... Mexico..... Spain.....	3	84	126	45	414
	3	97	55	90	140
		2	
	135,626	136,991	151,676	183,464	163,489
	1,701	2,586	5,243	5,112	7,662
		644	18	121	45
	2,688	2,196	5,180	3,785	2,297
	7	50	1,374	54	153
			40
	430	151	7	238	366

4 GEORGE V., A. 1914

No. 22—STATEMENT (by Countries) of the Values of the Principal Articles, both Dutiable and Free, Imported, &c.—Continued.

	1909.		1910.		1911.		1912.		1913.	
	Dutiable.	Free.	Dutiable.	Free.	Dutiable.	Free.	Dutiable.	Free.	Dutiable.	Free.
Principal Articles and Countries whence Imported.										
Soap— <i>Cont.</i>										
From Sweden.....	2									
Turkey.....			2						37	
United States.....		1,897	607,247	1,637	613,161	941	821,852	944	1,009,053	2,059
Alaska.....	494,036						7			
Other Foreign Countries.....										
Totals, Foreign Countries.....	634,496	1,897	750,053	1,637	776,880	941	1,014,840	944	1,183,656	2,059
Totals.....	692,631	2,167	822,080	1,950	874,121	1,499	1,132,470	1,226	1,357,997	2,590
Spices—										
From United Kingdom.....	120,196				134,060		130,475		132,073	
Africa—British East.....					398		2,114		4,533	
British South.....										
British West.....										
British West Indies.....	9,042		15,320		31,463		46,272		17,339	
East Indies—										
British India.....					11,917		22,571		23,546	
Straits Settlements.....	44,089		30,178		27,352		16,051		53,786	
Other East Indies.....					4,896		13,887		4,184	
Hong Kong.....	9		118		1,470		2,453		1,334	
Other British Countries.....									122	
Totals, British Empire.....	173,936		160,737		211,556		233,823		236,917	
Austria-Hungary.....	41				158		234		122	
China.....	5,607		102		4,738		2,553		7,227	
France.....			5,073		80		869		496	
Germany.....	71		149						1,005	
Holland.....	1,137		1,574		638		3,145		151	
Holland, Possessions of—									893	
Dutch East Indies.....	1,566				1,458		530		6,285	

SESSIONAL PAPER No. 10

Italy.....	342				22		465	589
Japan.....	4,039		4,278		11,339		6,035	9,944
Spain.....	82				297		494	209
Turkey.....	4		4		58		161	255
United States.....					{ 83,073		98,388	89,334
Alaska.....	65,350		70,906					
Other Foreign Countries.....							8	25
Totals, Foreign Countries.....	78,259		82,086		101,861		113,033	116,384
Totals.....	252,195		242,823		313,417		346,856	353,301
Spirits and wines—								
From United Kingdom.....	1,356,335		1,735,517		2,081,919		2,709,565	3,300,319
Australia.....	786		217		243		513	535
Bermuda.....					30		7	16
British Guiana.....	20,107		18,576		14,897		17,684	20,732
British West Indies.....	9,931		12,398		17,014		21,126	21,259
Hong Kong.....	10,045		22,153		31,534		52,862	42,651
Newfoundland.....	575		800		583		618	723
Other British Countries.....			451				176	132
Totals, British Empire....	1,397,779		1,790,172		2,146,225		2,802,551	3,386,387
Austria-Hungary.....								
Belgium.....	918		786		1,035		844	1,492
China.....	344		530		1,202		1,090	2,933
Cuba.....	22,790		10,041		4,853		5,155	10,083
Denmark.....			988		8		4	5
France.....	972		611		94		117	266
French Possessions—	951,425		1,417,595		1,786,569		2,044,495	2,483,144
French Africa.....	51		297		6			25
St. Pierre and Miquelon.....	1,336		846		779		483	1,120
Germany.....	16,142		20,305		27,093		31,305	72,791
Greece.....	24				121		656	1,327
Holland.....	371,943		414,235		458,707		515,764	621,128
Italy.....	19,314		34,556		36,854		47,971	64,642
Japan.....	23,274		32,709		44,684		61,673	64,062
Norway.....	902		993		872		1,324	2,948
Porto Rico.....					23		3	
Portugal.....	51,235		67,462		95,738		111,963	168,595

No. 22.—STATEMENT (by Countries) of the Values of the Principal Articles, both Dutiable and Free, Imported, &c.—Continued.

Principal Articles and Countries whence Imported.	1909.		1910.		1911.		1912.		1913.	
	Dutiable.	Free.	Dutiable.	Free.	Dutiable.	Free.	Dutiable.	Free.	Dutiable.	Free.
Spirits and wines— <i>Con.</i> From Portuguese Possessions—										
Azores and Madeira...										
Russia...	398		180		355		380		117	
Spain...	133,137		328		174,687		750		750	
Sweden...	450		161,836		570		186,025		207,112	
Switzerland...	133		298		191		1,374		980	
Turkey...	586		222		1,176		63		365	
United States...					{ 102,362		723		2,483	
Alaska...			53,139		{		104,351		168,836	
Other Foreign Countries...										
Totals, Foreign Countries...	1,686,080		2,224,576		2,737,979		3,115,763		3,875,210	
Totals	3,083,859		4,014,748		4,884,204		5,918,314		7,261,597	
Sponges—										
From United Kingdom...	4,658		10,473		6,537		13,297		10,773	
British Guiana...	48									
British West Indies...	1,268		270				1,086		171	
Other British Countries...										
Totals, British Empire...	5,974		10,743		6,537		14,383		10,944	
Austria-Hungary...										
Cuba...	191		921		29		37			
France...	33		501		2,274		485			
Germany...							133		1,042	
Greece...							365		35	
Holland...							240		412	
Japan...	6		6		144					
Russia...					99		28			
United States...					2					
Alaska...	34,008		48,783		{ 65,253		69,238		85,895	

No. 22.—STATEMENT (by Countries) of the Values of the Principal Articles, both Dutiable and Free, Imported, &c.—Continued.

Principal Articles and Countries whence Imported.	1909.		1910.		1911.		1912.		1913.	
	Dutiable.	Free.	Dutiable.	Free.	Dutiable.	Free.	Dutiable.	Free.	Dutiable.	Free.
Stone and manufactures of— <i>Con.</i>										
From France.....	2,768	19,659	3,951	3,490	791	5,998	962	11,445	1,835	10,105
Germany.....	4,512	325	2,142	126	1,894	1,087	8,928	502	5,426	98
Holland.....	22	27	592	592	2,167	841	159	92
Italy.....	113	14	360	1,204	2,696	607	386
Japan.....	39	8	115	12	35	16	7	21	6
Norway.....	900	5,121	1,508	324	881
Spain.....	53	214
Sweden.....	425
Turkey.....	12
United States.....	339,310	275,752	624,324	341,230	708,426	392,889	830,573	502,748	1,160,805	734,929
Alaska.....	2,700	2,080
Other Foreign Countries..	3
Totals, Foreign Countries..	317,401	305,086	630,977	351,295	715,337	415,094	850,178	532,916	1,170,653	769,354
Totals.....	491,949	343,334	770,750	374,358	891,681	445,491	1,025,622	585,502	1,369,376	817,038
Sugar, molasses, &c.—										
From United Kingdom.....	1,185,703	1,572,545	1,649,681	7,773	1,560,087	1,636,637
From Africa—British East.....	859,280	862,692	920	240,237
British South.....
British West.....
Australia.....	1
British Guiana.....	1,674,244	2,257	3,531,628	3,770,884	4,978,899	2,722	3,352,058
British West Indies.....	6,201,128	862,799	3,572,112	1,413,960	4,816,601	1,271,523	3,980,161	1,080,721	4,188,615	1,334,041
East Indies—
British India.....	690	8
Straits Settlements.....
Other East Indies.....
Fiji.....	187,025	250,215	217,478	5,912	268,004
Hong Kong.....	22,694	39,954	125,545	130,304	143,613
Newfoundland.....	161	6,198	288	315	235	134,892	778
Other British Countries..
Totals, British Empire.....	10,130,186	871,254	9,830,034	1,414,275	10,581,302	1,279,296	11,030,192	1,083,443	9,589,705	1,334,041

SESSIONAL PAPER No. 10

Austria-Hungary	759,334	179,906	184,890	325,942	189,890	189,890
Belgium	343,531	361,515	266,671	126,560	266,671	193,198
Brazil		8,695	276,649			
Central Am. States—						
Costa Rica				22,993		
Guatemala		11,066		22,572		39,084
Honduras	39,715					813
Nicaragua						1,371,007
Salvador	2,364	16,310	9,411	346		
China			84,370	27,488		
Colombia		319,277	341,597	908,879		
Cuba						241,411
Danish Possessions—						28,885
Danish West Indies	15,404	74,234	148,256	77,224		
France		15,285	19,129	21,502		
French Possessions—						5
St. Pierre and Miquelon		20		8		
Germany	47,322	636,327	825,152	605,208		309,865
Greece		88				
Hawaii	69	40	37			
Holland	1,902	73,819	4,594	4,876		5,116
Holland Possessions of—						
Dutch East Indies	574,651	281,557	1,778,485	1,299,977		3,564,975
Dutch Guiana	25,907		2,352	21,865		81,965
Italy	1,508	1,044	1,094	405		1,746
Japan	939	1,290	2,871	482,810		365,560
Norway				64		
Peru		41,580	163,251	74,126		429,581
Philippines	130					
Porto Rico	2,517	30,279	4			209
Russia	219		103	544		1,871,942
San Domingo	73,580	846,539	843,831	1,012,412		
Spain		902				356
Sweden			241	2,347		61,716
Switzerland	9,339	3,186	7,518	14,917		1,907
Turkey		1,803	1,959	2,427		1,561,714
United States			353,412	637,381	22,171	29,861
Alaska	376,448	691,376	10,527			
Uruguay	1,672					
Other Foreign Countries						
Totals, Foreign Countries	2,276,551	3,596,108	5,316,477	5,695,873	22,171	10,132,883
						29,861
Totals	12,406,737	13,426,142	15,897,779	16,726,065	1,105,614	1,363,902

4 GEORGE V., A. 1914

No. 22—STATEMENT (by Countries) of the Values of the Principal Articles, both Dutiable and Free, Imported, &c.—Continued.

Principal Articles and Countries whence Imported.	1909.		1910.		1911.		1912.		1913.	
	Dutiable.	Free.	Dutiable.	Free.	Dutiable.	Free.	Dutiable.	Free.	Dutiable.	Free.
Tallow—										
From United Kingdom	12,417		13,690		9,527		17,198		19,448	
Australia									2,630	
Other British Countries.										
Totals, British Empire	12,417		13,690		9,527		17,198		22,078	
Austria-Hungary					605					
France	10						13			
Japan					22					
United States					14,482		8,020		10,959	
Alaska	2,769		12,636							
Other Foreign Countries.										
Totals, Foreign Countries.	2,779		12,636		14,109		8,033		10,959	
Totals	15,196		26,326		24,636		25,231		33,037	
Tar and pitch—										
From United Kingdom		29,689		37,889		30,920		28,136		17,098
Newfoundland		50		10						
Other British Countries.										
Totals, British Empire		29,739		37,899		30,920		28,136		17,098
Germany				1,615		771		3,070		1,911
Holland		1,288						1,105		
Russia										1,779
United States				163,618		229,550		149,529		238,401
Alaska		168,735								
Other Foreign Countries.								8		
Totals, Foreign Countries.		170,023		165,233		230,321		153,712		242,091
Totals		199,762		203,132		261,241		181,848		259,189

SESSIONAL PAPER No. 10

Tea—	From United Kingdom. . .	1,445	1,706,822	10,563	1,709,656	404	1,700,878	2,320	3,075,484	3,686	2,616,603
	East Indies—										
	British India.						1,502,685		987,286		1,374,568
	Straits Settlements. . .		2,391,091	540	2,527,419	{	1,328,285		1,654,144		1,606,924
	Other East Indies. . .						32,236		45,640		53,145
	Hong Kong.			17							
	Newfoundland.					3					
	Other British Countries. .						23				143
	Totals, British Empire. .	1,445	4,097,913	11,120	4,237,075	407	4,564,107	2,320	5,742,554	7,651	5,707,385
	Brazil.	5			265,543		271,259		327,820	348	315,871
	China.		232,500			30					
	Germany.										
	Holland, Possessions of—										
	Dutch East Indies. . .		6,616		31,118		17,430	420	41,048		36,920
	Japan.		708,026	8,867	743,803		759,568	202	550,525	17	741,084
	Russia.					133	9				
	United States.					{					
	Alaska.	34,801		51,249		41,955		46,526		36,411	
	Other Foreign Countries. .										
	Totals, Foreign Countries. .	34,806	947,142	60,116	1,040,464	41,748	1,048,266	47,148	919,393	36,776	1,093,875
	Totals.	36,251	5,045,055	71,236	5,277,539	42,155	5,612,373	49,468	6,661,947	44,427	6,801,260
	Tobacco and manufactures of—										
	From United Kingdom. . .	171,092	8,352	241,377	75,163	326,351	26,773	392,496	106,186	543,213	42,896
	Africa—										
	British South.										
	British West Indies. . .	923		1,265		5,701	127	1,608	180	5,564	783
	East Indies—										502
	British India.										
	Straits Settlements. . .	514		144				47		220	
	Other East Indies. . .							45			
	Gibraltar.							13			
	Hong Kong.	1,162		1,434		39		2,263		41	
	Malta.					2,577		2,263		1,579	
	Newfoundland.					3,195		164		1,357	
	Other British Countries. .	1,874		3,724		15				156	
	Totals, British Empire. .	175,565	8,352	247,944	75,163	338,432	26,900	396,636	106,366	554,139	44,181

No. 22—STATEMENT (by Countries) of the Values of the Principal Articles, both Dutiable and Free, Imported, &c.—Continued.

Principal Articles and Countries whence Imported.	1909.		1910.		1911.		1912.		1913.	
	Dutiable.	Free.	Dutiable.	Free.	Dutiable.	Free.	Dutiable.	Free.	Dutiable.	Free.
Tobacco and manufactures— <i>Con.</i>										
From Austria-Hungary	995		2,136		3,960		1,621		1,120	
Belgium	11	17,593	558	427	1,515	710	840	6,938	1,062	1,948
Brazil		403			17					
China	3,808	13	2,437	50	1,943		1,877		3,429	
Cuba	350,996	137,826	371,589	142,907	397,380	269,808	587,117	263,990	602,799	734,892
Denmark			14							
Egypt and Soudan	21,745		37,112		32,826		44,956		40,514	
France	1,506		1,425		4,385		2,023		5,220	
French Possessions—										
St. Pierre and Miquelon	525		378		158		80		41	
Germany	1,459	42,795	1,228	46,665	3,770	55,371	8,612	89,087	6,156	180,388
Greece					12					
Hawaii			233							
Holland	135	58,913	80	65,741	264	71,858	515	136,942	787	217,359
Holland, Possessions of—										
Dutch East Indies				332						104
Italy			77		8		325			
Japan	226	54	35	54	35				67	
Mexico	956	1,952	916	1,626	665		584	1,814	1,054	67,436
Philippines	9,264		4,319		7,743		3,789		4,732	
Porto Rico					19					
Roumania	165		64		315		114		499	
Russia	1,118		165		33		148		190	
Spain								2,497		
Switzerland	142		191		17		20		17	
Turkey	569	150	98			1,603	611	7,144	2,483	247
United States		3,195,479	137,868	3,115,979	211,133	3,521,557	270,175	3,817,904	375,046	5,228,427
Alaska	144,230						1,200			
Other Foreign Countries					26					133
Total, Foreign Countries	537,850	3,454,624	560,942	3,373,727	666,207	3,920,907	874,607	4,326,316	1,045,216	6,430,334
Totals	713,415	3,462,976	808,886	3,448,890	1,004,639	3,947,807	1,271,243	4,432,652	1,599,355	6,475,115

SESSIONAL PAPER No. 10

Tobacco pipes of all kinds, pipe mounts, cigar and cigarette holders and cases for same, smokers' sets and cases therefor and tobacco pouches— From United Kingdom ..	340,000	345,770	442,115	501,535	479,974
British South	550
Australia	118
Hong Kong	61	23	70	83	221
Newfoundland	1
Other British Countries
Totals, British Empire	340,179	345,793	442,736	501,618	480,195
Austria-Hungary	94,209	80,265	117,507	123,178	153,840
Belgium	914	3,725	2,393	2,906	1,026
China	52	209	26	7	81
Cuba	18	10
Egypt and Soudan	15
France	141,735	102,913	157,022	163,531	252,627
Germany	23,393	13,421	18,533	11,426	25,868
Holland	671	5	201	134
Italy	4,731	13,604	5,277	4,009	3,134
Japan	248	303	603	454	1,052
Russia	43	4
Switzerland	47	34	91	152
Turkey	4	5	41	12	99
United States	54,514	{ 51,880	53,338	94,993
Alaska
Other Foreign Countries	41,980
Totals, Foreign Countries ..	307,346	269,707	353,378	364,218	532,864
Totals	647,525	615,500	796,114	865,836	1,013,059
Trunks, valises, hat-boxes, carpet bags, and tool bags— From United Kingdom	18,332	24,092	23,007	21,890	26,292
Australia	10
Hong Kong	105	116	208	153	81
Other British Countries	2
Totals, British Empire	18,447	24,208	23,215	22,043	26,375

No. 22.—STATEMENT (by Countries) of the Values of the Principal Articles, both Dutiable and Free, Imported, &c.—Continued.

Principal Articles and Countries whence Imported.	1909.		1910.		1911.		1912.		1913.	
	Dutiable.	Free.	Dutiable.	Free.	Dutiable.	Free.	Dutiable.	Free.	Dutiable.	Free.
Trunks, valises, hat boxes, carpet bags and tool bags— <i>Con.</i>	%	%	%	%	%	%	%	%	%	%
From Austria-Hungary	7		11		67		253		207	
Belgium			117		13				472	
China	37		28		33		6		50	
Cuba	8									
France	187		54		641		234		420	
Germany	187		693		1,361		1,476		553	
Japan			781		835		2,019		1,838	
Mexico	372				40					
Switzerland					10					
Switzerland	9									
Turkey			3							
United States			33,597		55,600		69,350		125,241	
Alaska	21,979								23	
Other Foreign Countries.										
Totals, Foreign Countries.	21,886		35,284		58,623		73,338		128,804	
Totals.	40,333		59,492		81,838		95,381		155,179	
Turpentine, spirits of—										
From United Kingdom		1,657		7,525		8,859		3,449		3,038
Other British Countries.										
Totals, British Empire.		1,657		7,525		8,859		3,449		3,038
France										
United States		29				25				
Alaska		411,132		519,824		674,352		626,042		572,943
Other Foreign Countries.										
Totals, Foreign Countries.		411,161		519,824		674,377		626,042		572,943
Totals.		412,818		527,349		683,236		629,491		575,981

No. 22—STATEMENT (by Countries) of the Values of the Principal Articles, both Dutiable and Free, Imported, &c.—Continued.

Principal Articles and Countries whence Imported.	1909.		1910.		1911.		1912.		1913.	
	Dutiable.	Free.	Dutiable.	Free.	Dutiable.	Free.	Dutiable.	Free.	Dutiable.	Free.
Vegetables—										
From United Kingdom.....	81,781		113,536		117,662		295,779		346,656	
Australia.....	9,472		7,497		7,668		10,136		19,519	
British West Indies.....	2,115		3,132		1,174		2,218		1,933	
East Indies—										
British India.....							400		1,659	
Straits Settlement.....					1,582					
Hong Kong.....	5,038		11,104		16,281		17,514		17,987	
Newfoundland.....	2				2,151		405		21	
New Zealand.....	713		3,653		428		2		804	
Other British Countries.....									135	
Totals, British Empire.....	99,121		138,832		146,946		326,454		388,714	
Austria-Hungary.....	1,636		1,318		152		532			
Belgium.....	5,176		9,136		66,315		73,485		123,212	
China.....	11,951		6,082		3,497		2,230		6,859	
Cuba.....	18				775		933		85	
Egypt and Soudan.....			183		368		121		3,695	
France.....	85,725		99,475		106,949		94,212		156,806	
Germany.....	1,213		564		1,446		1,643		2,804	
Hawaii.....	64									
Holland.....	311		987		700		428		2,828	
Italy.....	13,405		13,982		24,616		48,675		124,458	
Japan.....	26,098		31,990		36,274		37,248		44,196	
Mexico.....	306				159		150		51	
Norway.....					8		31			
Portugal.....			23		232		1,408		1,349	
Romania.....			221							
Russia.....			77							
Spain.....	2,726		5,491						612	
Sweden.....					14,795		14,945		27,160	
Switzerland.....					17					
Turkey.....	66		183		264		213		286	

SESSIONAL PAPER No. 10

United States.....	{ 795,791	1,004,426	{ 1,424,123	2,166,828	2,399,509
Alaska.....	22	19	5
Other Foreign Countries.....	944,508	1,174,799	1,680,744	2,443,528	2,893,915
Totals, Foreign Countries.....	1,043,629	1,313,631	1,827,690	2,769,982	3,282,629
Totals.....
Waste or shoddy from cotton, woollen or other fabrics or from yarn or thread, machined, gar- netted or prepared for use— From United Kingdom.....	52,280	98,770	134,182	190,230	205,126
Hong Kong.....	8
Other British Countries.....
Totals, British Empire.....	52,280	98,778	134,182	190,230	205,126
Belgium.....	23	23
France.....	146	146	134
Germany.....	347	347	3,420	6,367
United States.....	196,169	206,965	231,550
Alaska.....	{ 151,288	159,760	2
Other Foreign Countries.....
Totals, Foreign Countries.....	151,288	160,276	196,303	210,387	237,917
Totals.....	203,568	259,054	330,485	400,617	443,043
Watches and parts of— From United Kingdom.....	22,374	51,330	89,568	120,808	145,053
Newfoundland.....	100	20
Other British Countries.....
Totals, British Empire.....	22,474	51,330	89,588	120,808	145,053
Austria-Hungary.....	9,820	10,890	4,686	1,367
Belgium.....	297	29	995	209	438
China.....	742
France.....	35,290	44,738	23,956	51,768	34,955
Germany.....	5,516	3,465	9,873	17,191	35,173
Holland.....	539	44
Italy.....	35
Russia.....	586	45

No. 22—STATEMENT (by Countries) of the Values of the Principal Articles, both Dutiable and Free, Imported, &c.—Continued.

Principal Articles and Countries whence Imported.	1909.		1910.		1911.		1912.		1913.	
	Dutiable.	Free.	Dutiable.	Free.	Dutiable.	Free.	Dutiable.	Free.	Dutiable.	Free.
	\$	\$	\$	\$	\$	\$	\$	\$	\$	\$
Watches and parts of— <i>Con.</i>										
From Spain.....	1,816				78					
Sweden.....	172,299		263,684		333,358		326,261		476,687	
Switzerland.....										
United States.....					707,243		912,221		1,037,003	
Alaska.....	538,336		669,740							
Other Foreign Countries.....									75	
Totals, Foreign Countries..	763,948		933,288		1,140,781		1,307,650		1,585,787	
Totals.....	786,422		1,044,678		1,230,369		1,428,458		1,730,840	
Wax and manufactures of—										
From United Kingdom.....	18,571		19,062		37,253		27,347		35,594	
British West Indies.....			66							
East Indies—										
British India.....										
Straits Settlements.....			33		67				1,120	
Other East Indies.....									139	
Hong Kong.....	8		13		1					
Other British Countries.....										
Totals, British Empire....	18,579		19,174		37,321		27,347		36,833	
Austria-Hungary.....	269									
Belgium.....	174		12						1	
China.....	37				10				36	
France.....	105		456		228		241		436	
Germany.....	183		480		8		6,600		12,296	
Holland.....			45							
Japan.....	127		94		100		94		100	

SESSIONAL PAPER No. 10

United States.....	89,406				200,764	226,981	291,879	
Alaska.....							72	
Other Foreign Countries.....								
Totals, Foreign Countries.....	90,301				201,100	233,916	304,820	
Totals.....	108,880				238,421	261,263	341,673	
Webbing, elastic and non-elastic — From United Kingdom.....	33,709			56,444	62,099	65,077	57,013	
Other British Countries.....								
Totals, British Empire.....	33,709			56,444	62,099	65,077	57,013	
Austria-Hungary.....	1,428			2,038		1,091	346	
France.....	4,941			6,613	37	10,117	8,123	
Germany.....	1,762			2,136	4,759	13,174	16,332	
Italy.....					4,296	503	475	
Switzerland.....				716		150	204	
United States.....				234,228	507	281,064	269,722	
Alaska.....								
Other Foreign Countries.....	160,792				243,669	210	46	
Totals, Foreign Countries.....	163,923			245,731	253,268	306,309	235,338	
Totals.....	202,632			302,175	315,367	371,386	352,351	
Wood and manufactures of — From United Kingdom.....	149,157	27,014		213,741		397,206	464,376	88,228
Africa — British West.....							4	135
Australia.....		81,364		800				14,796
British Guiana.....		423						875
British West Indies.....		676		39				136
East Indies — British India.....								
Strait Settlements.....	25	2,061		75				29
Other East Indies.....								
Fiji.....								
Hong Kong.....	2,340	595		3,068				1,155
Newfoundland.....		2,519		110				4,688
Other British Countries.....				6				8
Totals, British Empire.....	151,522	114,652		217,839		427,509	530,670	112,017

No. 22—STATEMENT (by Countries) of the Values of the Principal Articles, both Dutiable and Free, Imported, &c.—Continued.

Principal Articles and Countries whence Imported.	1909		1910.		1911.		1912.		1913.	
	Dutiable.	Free.	Dutiable.	Free.	Dutiable.	Free.	Dutiable.	Free.	Dutiable.	Free.
Wood and manufactures of— <i>Con.</i>										
From Austria-Hungary	10,260	177	23,605		16,005		15,466		26,526	63
Belgium	2,071	630	396	94	4,836	475	5,125	1,173	5,638	310
Central Am. States—										
Guatemala	10,016	676	11,630	1	6,996	54	5,080		1,257	59
Cuba			25				1,476	4,900	100	
Denmark			1,470						156	
France	18,711	144	22,518	852	32,627	2,400	30,116	1,105	57,886	1,938
French Possessions—										
St. Pierre and Miquelon				10		9				26
Germany	20,836	135	26,530	2,973	37,723	1,024	35,108	2,443	57,673	9,757
Hawaii			75		8				205	126
Holland	677		673	24	429		207		837	
Italy	3,244		1,642	40	9,272		1,410	176	11,719	
Japan	9,763	4,580	8,977	4,671	13,489	3,365	13,623	2,449	32,891	11,621
Mexico		5,225	81	550	35	2,131		2,258		1,703
Norway	2,154		3,148	892	1,284		6,865	21	5,844	
Philippines						2,145		685		591
Portugal	45,144	8,150	47,935	11,656	43,118	13,156	53,477	17,274	76,743	12,689
Portuguese Possessions—										
Azores & Madeira			44		31				1,320	
Russia	134		120		121			1,854		4,019
Siam								136	133,176	123
Spain	60,704	417	86,808	1,100	118,266	949	91,732		68,491	
Sweden	2,753		2,088		13,389		28,322		942	
Switzerland	107		342		281		134		195	
Turkey			67		116		213			
United States	2,159,111	6,147,249	2,907,557	8,008,975	3,965,591	12,526,154	5,315,493	14,398,289	8,175,008	19,184,547
Alaska						11				646
Other Foreign Countries.								68	373	63
Totals, Foreign Countries.	2,345,685	6,167,383	3,146,391	8,031,838	4,293,617	12,551,873	5,603,847	14,432,920	8,656,380	19,228,271
Totals	2,497,207	6,282,035	3,364,230	8,104,483	4,601,227	12,647,533	6,031,356	14,591,393	9,187,650	19,340,298

SESSIONAL PAPER No. 10

Wool and manufactures of— From United Kingdom.....	12,835,581	982,102	18,979,164	1,513,373	20,780,497	1,515,285	21,115,290	1,531,087	26,219,331	1,933,755
Africa—										
British East.....										
British South.....		20,116		26,829		42,567		45,454		86,115
British West.....										
Australia.....	262	66,588		125,097	764	99,623		57,581	162	69,414
British West Indies.....		5				92				
East Indies—										
British India.....			1,543		969		2,665		2,543	
Straits Settlements.....	1,486	2,895			12					
Other East Indies.....					228		285		60	
Hong Kong.....	33		92		29				49	
Newfoundland.....	37		67							
New Zealand.....		18,369	64	73,263		101,849	355	116,858		171,584
Other British Countries.....							11			
Totals, British Empire.....	12,897,339	1,090,105	18,980,930	1,708,502	20,782,499	1,759,416	21,118,006	1,751,580	26,222,145	2,280,868
Argentina Republic.....				5,505		47,167		35,719		140,445
Austria-Hungary.....	71,455		111,705		150,769	270	81,101		82,689	
Belgium.....	64,013		216,492	6,642	180,759	3,390	95,151	20,273	139,346	7,399
China.....	408		280		24		693	10,188	303	1,353
Denmark.....					258				74	3,961
Egypt and Soudan.....			6,325		616		1,408		3,695	
France.....	1,222,831		1,603,938	215,186	1,148,226	256,181	1,015,716	227,479	1,172,750	234,228
Germany.....	579,147		556,350	7,989	786,279	20,035	776,494	9,905	1,066,594	17,358
Holland.....	26,948		30,068		21,398		12,166		23,226	500
Italy.....	481		1,421	11,626	5,690	9,755	2,680	11,167	3,449	28,173
Japan.....	903		192		5,904		1,244		1,709	
Mexico.....			26			7,411			363	
Norway.....	160				397		1,928		33,108	
Persia.....	39				3				15	
Portugal.....					917		641		1,849	700
Russia.....	57		51		74		55			
Spain.....			57		44				2	
Sweden.....	100		418							
Switzerland.....	52,279		20,562		30,364	127	42,854		45,010	
Turkey.....	11,996		26,999		75,298	248	70,603	15,167	151,472	1,465
United States.....					966,964	130,777	1,179,397	170,523	1,784,472	348,032
Alaska.....	737,794	213,421	925,845	176,256						
Uruguay.....				6,503				5,206		6,262
Other Foreign Countries.....					68					
Totals, Foreign Countries.....	2,708,614	438,978	3,501,332	429,717	3,374,096	535,361	3,285,132	565,567	4,510,126	791,816
Totals.....	15,606,013	1,529,083	22,482,262	2,138,219	24,156,581	2,294,777	21,403,738	2,257,147	30,732,271	3,072,684

No. 22—STATEMENT (by Countries) of the Values of the Principal Articles, both Dutiable and Free, Imported, &c.—*Concluded.*

Principal Articles and Countries whence Imported.	1909.		1910.		1911.		1912.		1913.	
	Dutiable.	Free.	Dutiable.	Free.	Dutiable.	Free.	Dutiable.	Free.	Dutiable.	Free.
Coin and Bullion—										
From United Kingdom.....		843		13,873		1,797		810		7,231
Australia.....						139				
Bermuda.....						51				
Hong Kong.....		90		2,472		14,301		880		408
Newfoundland.....						775				800
Other British Countries.....										
Totals, British Empire.....		933		16,345		17,083		1,690		8,439
China.....				550		96				3,916
France.....										3,000
French Possessions—										
St. Pierre & Miquelon.....		15,000								
Germany.....		48		1,300		700		3,160		
Japan.....		2,089				10,089,881		25,925,976		5,372,512
United States.....		9,970,372		5,999,394		98,450		102,877		40,112
Alaska.....								178		
Other Foreign Countries.....										
Totals, Foreign Countries.....		9,987,509		6,001,244		10,189,127		26,032,191		5,419,540
Totals.....		9,988,442		6,017,589		10,206,210		26,063,881		5,427,979

SESSIONAL PAPER No. 10

No. 23 —STATEMENT (by Countries) of the Values of the Principal Articles Exported from Canada during each Fiscal Year, 1909 to 1913.

PRINCIPAL ARTICLES AND COUNTRIES TO WHICH EXPORTED	1909.	1910.	1911.	1912.	1913.
	\$	\$	\$	\$	\$
Animals, living—					
To United Kingdom.....	10,280,449	10,080,352	8,015,977	3,388,241	933,422
Africa—British East.....		632	15,062	889	9,436
British South.....					
British West.....					
Australia.....	70	870			3,000
Bermuda.....	675	62,843	31,016	20,763	9,000
British Guiana.....	12	490	295	1,400	150
British West Indies.....	13,248	12,257	7,774	9,655	1,884
Newfoundland.....	143,272	140,039	146,120	141,324	166,712
New Zealand.....	10	2,500			6,650
Other British Countries.....	10	3			75
Totals, British Empire.....	10,437,746	10,299,986	8,216,244	3,562,272	1,130,329
Belgium.....				6,840	2,700
Cuba.....			74		
France.....				11,520	25,560
French Possessions—					
St. Pierre and Miquelon.....	19,549	22,184	22,417	21,926	14,548
Japan.....				80	100
Mexico.....		2,600	80	400	30
Turkey.....					30,540
United States.....			1,880,060	1,697,061	2,316,775
Alaska.....	1,796,992	2,307,125	5,390	553	920
Other Foreign Countries.....					210
Totals, Foreign Countries...	1,816,541	2,331,909	1,908,021	1,738,380	2,391,383
Totals.....	12,254,287	12,631,895	10,124,265	5,300,652	3,521,712
Ashes, including pot and pearl ashes—					
To United Kingdom.....	29,663	24,511	30,229	28,998	21,617
Australia.....			324		
Newfoundland.....		340	36	21	
Other British Countries.....					
Totals, British Empire.....	29,663	24,851	30,589	29,019	21,617
Belgium.....	568	553	597		
Cuba.....		32			
France.....	1,810	1,539	2,208	1,685	1,844
French Possessions—					
St. Pierre and Miquelon.....	85	42	4		
United States.....			61,724	44,270	38,679
Alaska.....	60,125	62,718			
Other Foreign Countries.....					
Totals, Foreign Countries...	62,588	64,884	64,533	45,955	40,523
Totals.....	92,251	89,735	95,122	74,974	62,140
Bones—					
To United Kingdom.....	2,015		300	34	
Hong Kong.....				14,300	
Other British Countries.....					
Totals, British Empire.....	2,015		300	14,334	

4 GEORGE V., A. 1914

No. 23—STATEMENT (by Countries) of the Values of the Principal Articles Exported from Canada during each Fiscal Year, 1909 to 1913.—*Con.*

PRINCIPAL ARTICLES AND COUNTRIES TO WHICH EXPORTED.	1909.	1910.	1911.	1912.	1913.
	\$	\$	\$	\$	\$
Bones— <i>Con.</i>					
To France.....	1,290				
United States.....	82,485	72,095	69,431	52,442	64,591
Alaska.....				800	262
Other Foreign Countries.....					
Totals, Foreign Countries...	83,775	72,095	69,431	53,242	64,853
Totals.....	85,790	72,095	69,731	67,576	64,853
Books, photographs, &c.—					
To United Kingdom.....	125,504	87,605	163,369	106,960	227,719
Africa—British East.....					
British South.....	437	421	580	544	713
British West.....					
Australia.....	3,947	2,159	1,181	3,701	1,998
Bermuda.....	621	242	438	948	534
British Guiana.....	295	286	49	486	119
British West Indies.....	5,508	7,388	7,499	7,631	3,482
East Indies—British India.....			3,541	378	2,632
Straits Settlements.....	1,062	1,540	160	431	
Other East Indies..				100	
Fiji.....			10		4
Hong Kong.....	526	185	224	8	73
Newfoundland.....	10,171	13,017	11,193	17,723	19,316
New Zealand.....	893	165	2,952	2,354	156
Other British Countries.....				6	
Totals, British Empire....	148,964	113,008	191,196	141,270	256,846
Argentine Republic.....	1,172	347	180	635	395
Austria-Hungary.....	2	10	2,204	20	
Belgium.....	1,613	1,612	1,290	2,795	629
Brazil.....		628		50	
Central America States—					
Costa Rica.....			10	53	
Guatemala.....				57	91
Honduras.....		61			
Nicaragua.....					
Salvador.....				37	91
Chile.....	100	37	45	362	123
China.....	1,981	1,699	1,625	591	1,887
Cuba.....	1,827	5,745	5,190	3,372	843
Denmark.....		1	25	85	10
Danish Possessions—					
Greenland, Iceland, &c.....	462		1,466		
Egypt and Soudan.....		72			
France.....	3,869	1,837	2,781	10,045	5,343
French Possessions—					
St. Pierre and Miquelon.....					25
Germany.....	412	1,057	767	1,173	620
Hawaii.....	90	63	123	22	4
Holland.....		65	150		20
Holland, Possessions of—					
Dutch Guiana.....	7				10
Italy.....	125	65	844	207	154
Japan.....	594	1,285	768	806	879
Korea.....	50	7			

SESSIONAL PAPER No. 10

No. 23 —STATEMENT (by Countries) of the Values of the Principal Articles Exported from Canada during each Fiscal Year, 1909 to 1913.—*Con.*

PRINCIPAL ARTICLES AND COUNTRIES TO WHICH EXPORTED.	1909.	1910.	1911.	1912.	1913.
	\$	\$	\$	\$	\$
Books, photographs, &c.:— <i>Con.</i>					
To Mexico.....	422	572	683	1,341	105
Norway.....		4	30	205	13
Panama.....		32	7	91	
Peru.....	165		50		
Philippines.....		483	479	724	160
Porto Rico.....	370	268	1,015	633	6
Russia.....	713	6	59	5	
Siam.....	25				
Spain.....		.8			
Switzerland.....	300	50	560	114	261
Turkey.....			130		250
United States.....	237,042	244,470	254,259	256,675	295,854
Alaska.....			2,989	94	66
Other Foreign Countries.....				88	815
Totals, Foreign Countries.....	251,341	260,484	277,720	280,285	308,641
Totals.....	400,305	373,492	468,916	421,555	565,487
Breadstuffs—					
To United Kingdom.....	60,946,834	71,843,058	59,796,155	78,258,736	103,575,525
Africa—British East.....	1,135,881	1,477,541	7,342	15,851	18,732
British South.....			1,170,246	1,044,996	1,648,839
British West.....			22,719	52,602	73,409
Australia.....	10,939	18,565	28,908	28,826	31,678
Bermuda.....	74,546	157,604	168,687	185,692	179,608
British Guiana.....	179,393	220,250	284,853	246,499	314,546
British West Indies.....	533,154	1,144,968	1,925,430	1,884,991	1,917,349
East Indies—British India.....	4,582	353	3		
Straits Settlements.....					
Other East Indies.....					
Fiji.....	25,593	7,330	10,826	6,924	14,045
Gibraltar.....	6,831	2,178	3,169	24,247	36,919
Hong Kong.....	68,021	92,436	58,180	78,947	151,239
Malta.....	6,749	7,733	12,567	16,708	28,134
Newfoundland.....	1,453,610	1,930,672	1,550,089	1,842,581	1,857,523
New Zealand.....	2,128	2,035	1,213	7,568	2,306
Other British Countries.....	1,408	13,224			
Totals, British Empire.....	64,449,669	76,917,947	65,040,387	83,695,168	109,849,852
Argentina Republic.....	1,437				2,333
Austria-Hungary.....		2,717	989	2,957	1,140
Belgium.....	2,677,015	1,905,824	1,958,458	2,796,602	3,655,531
Brazil.....	469			404	2,271
Central American States—					
Costa Rica.....	667	2,098			1,118
Guatemala.....					
Honduras.....					
Nicaragua.....			15		42
Salvador.....			125		
Chile.....		260		405	696
China.....	18,540	19,643	6,153	151,223	95,676
Colombia.....	514	121	693	575	110
Cuba.....	177,920	149,834	198,821	329,865	133,330
Denmark.....	81,846	336,731	316,716	504,891	690,744
Danish Possessions—					
Danish West Indies.....	533	346	1,763	420	400
Ecuador.....		125		104	5,722
Egypt and Soudan.....	11,798	15,406	1,465	1,291	29,053

4 GEORGE V., A. 1914

No. 23 —STATEMENT (by Countries) of the Values of the Principal Articles Exported from Canada during each Fiscal Year, 1909 to 1913.—*Con.*

PRINCIPAL ARTICLES AND COUNTRIES TO WHICH EXPORTED.	1909.	1910.	1911.	1912.	1913.
	\$	\$	\$	\$	\$
Breadstuffs—<i>Con.</i>					
To France.....	952,148	337,629	198,560	86,169	257,362
French Possessions—					
French Africa.....	140		1,909	947	2,240
French Guiana.....			1,147	685	
French West Indies.....		16,283		6,061	18,481
St. Pierre and Miquelon.....	6,776	26,479	31,506	34,305	20,984
Germany.....	213,462	1,134,418	990,727	1,853,724	1,509,237
Greece.....				1,010	2,765
Hawaii.....			638	20	
Hayti.....				764	5,456
Holland.....	794,789	1,066,823	869,853	1,152,105	2,031,737
Holland Possessions of—					
Dutch Guiana.....		732	1,003	8,088	10,941
Dutch West Indies.....			45		3,608
Italy.....	1,266,385	430,919	62		274,667
Japan.....	49,465	58,298	13,871	35,753	262,948
Korea.....		21		14	
Mexico.....	369,688	205,919	775,935	201,082	61,145
Norway.....	202,735	465,278	383,849	576,993	653,161
Panama.....	1,320	1,512	16,948	11,598	21,407
Peru.....		978	1,179	255	775
Philippines.....	72,389	126,752	44,785	12,380	69,142
Porto Rico.....			170		
Portugal.....	57	57		1,322	
Portuguese Possessions—					
Portuguese Africa.....	27,993	59,481	146,290	42,700	100,589
Russia.....	806,592	112,599	115,285	156,677	281,987
San Domingo.....				651	13,437
Spain.....	380		1,437	130	130
Sweden.....	4,037	6,152	4,130	19,482	8,793
Switzerland.....		1,110	1,306		1,128
Turkey.....	15,411		1,960	842	2,464
United States.....	2,592,969	4,661,666	3,726,986	5,676,733	10,865,271
Alaska.....			2,309	2,337	1,213
Venezuela.....					33,602
Other Foreign Countries.....				142	669
Totals, Foreign Countries.....	10,347,475	11,146,211	9,817,088	13,671,706	21,133,505
Totals.....	74,797,144	88,064,158	74,857,475	97,366,874	130,983,357
Carriages, &c.—					
To United Kingdom.....	57,062	69,768	116,279	127,249	145,263
Africa—British East.....	52,056	72,615	82,857	4,047	25,658
British South.....				171,697	462,380
British West.....				1,958	5,857
Australia.....	109,658	238,520	325,173	625,663	960,280
Bermuda.....	197	895	2,927	1,143	229
British Guiana.....	667	1,654	1,968	8,019	7,645
British West Indies.....	12,911	15,581	16,478	69,281	40,102
East Indies—British India.....	3,952	11,089	35,964	120,978	165,036
Straits Settlements.....			22,819	39,840	134,723
Other East Indies.....			3,100	11,162	6,863
Fiji.....	840	226	45		1,088
Newfoundland.....	16,655	5,126	8,662	7,785	24,693
New Zealand.....	30,978	39,935	79,871	268,125	399,624
Other British Countries.....				7	
Totals, British Empire.....	284,976	455,409	696,143	1,456,954	2,379,441
Argentine Republic.....	34,077	31,847	61,446	58,806	49,419
Belgium.....	735	1,971	1,707	4,693	7,521
Brazil.....	3,413		1,431		

SESSIONAL PAPER No. 10

No. 23.—STATEMENT (by Countries) of the Values of the Principal Articles Exported from Canada during each Fiscal Year, 1909 to 1913.—*Con.*

PRINCIPAL ARTICLES AND COUNTRIES TO WHICH EXPORTED.	1909.	1910.	1911.	1912	1913.
	\$	\$	\$	\$	\$
Carriages, &c.— <i>Con.</i>					
To Chile.....					138
China.....	50	55	81		
Cuba.....	1,940	75		1,662	1,976
Denmark.....	65	16			
France.....	9,020	13,393	4,789	2,250	10,024
French Possessions—					
St. Pierre and Miquelon.....		115	45	35	44
Germany.....	690	2,033	5	1,802	66
Hawaii.....	2,000		5,250		6,700
Holland.....	169	250	65	250	
Italy.....	5,530	1,334	5,885	14,263	60
Japan.....	50		646	382	50
Mexico.....	14,691	45	80		
Panama.....			19		
Porto Rico.....	60	40	25		48
Portuguese Possessions—					
Portuguese Africa.....			41		
Russia.....	300				
Siam.....			1,304		
Spain.....	29	424			
United States.....	355,577	404,247	941,232	1,212,113	1,205,951
Alaska.....			4,707	52	70
Other Foreign Countries.....	60			591	594
Totals, Foreign Countries.....	428,456	455,845	1,028,758	1,296,904	1,282,661
Totals.....	713,432	911,254	1,724,901	2,753,858	3,662,102
Cement—					
To United Kingdom.....	7	100	165	60	
Africa—British East.....		134	57	60	
British South.....					
British West.....					
British West Indies.....		511	40		90
Newfoundland.....	2,254	1,263	1,526	1,824	1,335
Other British Countries.....	30				
Totals, British Empire.....	2,291	2,008	1,788	1,944	1,425
Cuba.....		18			
French Possessions—					
St. Pierre and Miquelon.....	599	45	33	7	14
Mexico.....	150	360			
Porto Rico.....			34		
Russia.....	107				
United States.....	67,876	100,516	846	2,631	1,504
Alaska.....			17		130
Other Foreign Countries.....					
Totals, Foreign Countries.....	68,732	100,939	930	2,638	1,648
Totals.....	71,023	102,947	2,718	4,582	3,073

4 GEORGE V., A. 1914

No. 23 — STATEMENT (by Countries) of the Values of the Principal Articles Exported from Canada during each Fiscal Year, 1909 to 1913.—*Con.*

PRINCIPAL ARTICLES AND COUNTRIES TO WHICH EXPORTED.	1909.	1910.	1911.	1912	1913.
	\$	\$	\$	\$	\$
Clothing and wearing apparel—					
To United Kingdom.....	32,282	30,843	48,785	66,917	85,577
Africa—British East.....	415	230	743	183	57
British South.....					
British West.....					
Australia.....	18,850	32,800	39,805	31,205	29,462
Bermuda.....	245	415	389	410	179
British Guiana.....	225		1	1	45
British West Indies.....	761	616	543	1,084	912
East Indies—British India.....	220	350	120	205	804
Straits Settlements.....					
Other East Indies.....					
Fiji.....		1,344	20	172	19
Hong Kong.....	175	2,065	837	435	25
Newfoundland.....	46,788	45,517	73,775	60,209	61,083
New Zealand.....	8,275	9,628	14,472	9,188	16,497
Other British Countries.....					
Totals, British Empire.....	108,236	123,808	179,490	170,809	194,660
Argentina Republic.....					358
Austria-Hungary.....	15	819	48	95	168
Belgium.....	950	309	3	78	794
Bolivia.....		200			
Central American States—					
Costa Rica.....			5		
China.....	558	194	2,996	1,062	1,308
Cuba.....	10		12	30	
Denmark.....			2	5	12
France.....	2,115	447	2,518	843	1,789
French Possessions—					
St. Pierre and Miquelon.....	92	118			190
Germany.....	343	1,224	1,084	1,500	3,526
Hawaii.....			19		60
Holland.....	50		12	100	50
Italy.....	425			100	60
Japan.....	57	545	11	60	173
Korea.....		50			
Mexico.....	616	55	1,991	103	30
Norway.....		25		450	83
Sweden.....		25			8
Switzerland.....		10		1,482	61
Turkey.....					6
United States.....	77,132	87,746	125,971	127,778	192,428
Alaska.....					
Uruguay.....					
Other Foreign Countries.....	25		1,084	2,069	3,757
Totals, Foreign Countries.....	82,388	91,767	135,756	135,874	205,400
Totals.....	190,624	215,575	315,246	306,683	400,060
Coal, coke, charcoal, and cinders—					
To United Kingdom.....	16,288	33,857	18,382	131,587	120,305
Africa—British East.....				10,425	21,295
British South.....					
British West.....					
Australia.....	147,778	161,505	153,172	177,260	73,246
Bermuda.....	41,301	52,951	66,382	62,323	3,760
British Guiana.....				1,372	37,983
British West Indies.....	32,576	13,335	11,623	13,098	15,258
East Indies—British India.....			2,768		
Hong Kong.....	3,167				

SESSIONAL PAPER No. 10

No. 23 —STATEMENT (by Countries) of the Values of the Principal Articles Exported from Canada during each Fiscal Year, 1909 to 1913.—*Con.*

PRINCIPAL ARTICLES AND COUNTRIES TO WHICH EXPORTED.	1909.	1910.	1911.	1912.	1913.
\$	\$	\$	\$	\$	\$
Coal, coke, charcoal, and cinders— <i>Con.</i>					
To Newfoundland.....	500,927	521,314	580,957	617,690	495,275
New Zealand.....	2,958				
Other British Countries.....	4,783	10,959			
Totals, British Empire.....	749,778	793,921	833,284	1,013,755	767,122
Argentine Republic.....	1,735	4,516	1,383	23,833	66,315
Belgium.....	3,940	994	2,100	3,046	825
Bolivia.....	4,016				
Brazil.....					54,760
Central American States—					
Costa Rica.....			2,376		
Guatemala.....					
Honduras.....		66			
Nicaragua.....					
Salvador.....					
Chile.....	12,387	4,950		19,669	
China.....	11,428	7,016	6,187	21,270	
Cuba.....		14,944	10,161	21,590	8,852
Denmark.....		650		448	877
France.....	2,321	1,462	3,919		738
French Possessions—					
French Africa.....					2,127
St. Pierre and Miquelon.....	27,508	28,427	25,004	30,565	47,110
Germany.....			950	2,633	4,805
Holland.....				3,430	668
Holland, Possessions of—					
Dutch East Indies.....	6,993				
Italy.....	1,544				
Japan.....	16,822	19,235	8,827	58,773	54,976
Mexico.....	169,835	325,151	302,055	159,345	70,056
Panama.....		6,383			
Peru.....	12,328	5,187		3,682	
Philippines.....				2,824	
Portuguese Possessions—					
Portuguese Africa.....		3,675		20,340	
San Domingo.....			1,000	1,000	
Spain.....				1,471	
United States.....			4,925,764	2,850,584	4,508,114
Alaska.....	4,048,465	4,291,842	392,768	304,565	323,705
Uruguay.....			1,742		31,983
Other Foreign Countries.....					843
Totals, Foreign Countries.....	4,319,322	4,714,498	5,684,236	3,529,068	5,176,754
Totals.....	5,069,100	5,508,419	6,517,520	4,542,823	5,943,876
Cordage, rope and twine—					
To United Kingdom.....	22,526	20,569	16,686	3,544	381
Africa—British East.....					
British South.....	3,960	12,662	12,634	35,935	34,478
British West.....					
Bermuda.....	105	423	317	215	324
British Guiana.....	5,776	5,517	6,957	5,918	2,938
British Honduras.....		1,084			
British West Indies.....	24,948	24,677	26,310	22,751	15,604
Fiji.....			7		
Newfoundland.....	2,253	3,450	5,165	8,498	5,806
New Zealand.....	447	1,047	859	140	3,025
Other British Countries.....	4			40	
Totals, British Empire.....	60,019	69,429	68,935	77,041	62,556

4 GEORGE V., A. 1914

No. 23 — STATEMENT (by Countries) of the Values of the Principal Articles Exported from Canada during each Fiscal Year, 1909 to 1913.—*Con.*

PRINCIPAL ARTICLES AND COUNTRIES TO WHICH EXPORTED.	1909.	1910.	1911.	1912.	1913.
	\$	\$	\$	\$	\$
Cordage, rope and twine— <i>Con.</i>					
To Argentine Republic.....	1,438	8	74,225	(0,250
China.....	245	1,143	478
Cuba.....	752	1,730
Danish Possessions—					
Danish West Indies.....	715
Ecuador.....	15
France.....	40	2,062
French Possessions—					
St. Pierre and Miquelon.....	439	25	59
Holland.....	244
Japan.....	41
Mexico.....	18,984	9,109	13,268	974
Roumania.....	14	12,499
Russia.....	13,015
Spain.....	131
United States.....	1,240,045	709,803	706,506	879,056	848,319
Alaska.....	64	99	900
Uruguay.....	6,900
Other Foreign Countries.....	4	75
Totals, Foreign Countries.....	1,262,103	736,895	801,482	953,841	849,353
Totals.....	1,322,122	806,324	870,417	1,030,882	911,909
Cotton and manufactures of—					
To United Kingdom.....	41,483	67,495	19,382	33,831	33,283
Africa—British East.....
British South.....	9,809	28,616	10,474	3,832	3,670
British West.....
Australia.....	26,427	31,738	18,837	20,610	2,029
Bermuda.....	41
British Honduras.....	1,005	1,080	580	1,190	112
British West Indies.....	2,061	2,419	4,891	436	10
East Indies—British India.....	1,626	1,215
Straits Settlements.....	930
Other East Indies.....	1,275	125
Hong Kong.....	2,029	1,300	638	112
Newfoundland.....	31,738	36,089	25,301	31,997	26,108
New Zealand.....	40,795	30,712	6,056	3,671	1,542
Other British Countries.....	19
Totals, British Empire.....	153,337	201,108	89,763	97,545	66,866
Argentina Republic.....	3,430
Austria-Hungary.....	400
Belgium.....	1,071	1,617	1,476	1,670	11,812
Brazil.....	14,278	19,118	15,875	4,516	852
Central American States—					
Costa Rica.....	555
Guatemala.....
Honduras.....	3,675	2,480	150	33
Nicaragua.....	598	80
Salvador.....	45	60
Chile.....	4,165	3,560	2,825	1,317	607
China.....	92,770	75,431	6,508	6,175	1,928
Colombia.....	3,176	5,288	137	1,052	542
Denmark.....	5,875	475	420	1,027
Danish Possessions—					
Danish West Indies.....	265	80
Ecuador.....	2,523	120	725
France.....	50	60	628	75

SESSIONAL PAPER No. 10

No. 23.—STATEMENT (by Countries) of the Values of the Principal Articles Exported from Canada during each Fiscal Year, 1909 to 1913.—*Con.*

PRINCIPAL ARTICLES AND COUNTRIES TO WHICH EXPORTED.	1909.	1910.	1911.	1912.	1913.
	\$	\$	\$	\$	\$
Cotton and manufactures of— <i>Con.</i>					
To French Possessions—					
French West Indies.....	455	490	190		
St. Pierre and Miquelon.....	627	827	793	409	
Germany.....	11,430	15,761	19,735	24,578	17,168
Hayti.....	350	230	400	86	
Holland.....	1,819	1,520	960		
Holland, Possessions of—					
Dutch Guiana.....		115			
Italy.....	8,345				3,970
Japan.....	8,418	9,804	5,978	9,795	
Korea.....		200			
Mexico.....	10,203	3,536	3,090	1,806	
Panama.....	2,963	4,898	1,905	225	
Portugal.....	345	287	330		
Portuguese Possessions—					
Portuguese Africa.....	109				
San Domingo.....	2,506	1,832	440	190	
Spain.....	333				
Switzerland.....	50		2,701	322	140
United States.....	101,394	87,295	137,620	144,694	187,059
Alaska.....			10	100	
Uruguay.....	3,819				
Venezuela.....	3,820	6,176	5,453	1,673	
Other Foreign Countries.....					155
Totals, Foreign Countries.....	287,999	241,385	209,319	200,516	224,308
Totals.....	441,336	442,493	299,082	298,061	291,174
Drugs, dyes, chemicals, &c.—					
To United Kingdom.....	282,685	495,425	505,829	491,564	550,991
Africa—British East.....	2,571	12,951	33,278	32,075	39,557
British South.....					
British West.....					124
Australia.....	42,545	63,170	96,547	128,218	186,137
Bermuda.....	1,226	1,552	2,018	2,293	2,351
British Guiana.....	1,029	3,053	3,111	5,946	12,711
British Honduras.....	130	422	160	38	510
British West Indies.....	112,298	100,757	111,021	120,037	167,510
East Indies—British India.....	51		665	1,901	14,521
Straits Settlements.....			233		
Other East Indies.....			1,584		
Fiji.....			591		20
Hong Kong.....	1,582	4,531	2,975	247	4,479
Malta.....			132	1,864	
Newfoundland.....	47,866	57,008	70,725	61,830	96,144
New Zealand.....	30	468	4,781	33,907	7,965
Other British Countries.....	4	35			18
Total's, British Empire.....	419,517	739,372	833,650	879,920	1,083,038
Argentine Republic.....	9,906	25,750	19,133	14,055	11,925
Austria-Hungary.....				6	
Belgium.....	72,445	50,123	23,370	17,138	31,930
Bolivia.....	477	45	621	310	170
Brazil.....	1,515	7,193	7,021	8,850	3,497

4 GEORGE V., A. 1914

No. 23 —STATEMENT (by Countries) of the Values of the Principal Articles Exported from Canada during each Fiscal Year, 1909 to 1913.—*Con.*

PRINCIPAL ARTICLES AND COUNTRIES TO WHICH EXPORTED.	1909.	1910.	1911.	1912.	1913.
	\$	\$	\$	\$	\$
Drugs, dyes, chemicals, &c.— <i>Con.</i>					
To Central American States—					
Costa Rica.....			2,256	2,898	3,885
Guatemala.....			200	83	143
Honduras.....	6,513	5,558	363	711	1,095
Nicaragua.....			948	2,958	595
Salvador.....			794	348	602
Chile.....	990	984	1,364	1,344	1,716
China.....	5,534	2,483	3,925	2,396	2,799
Colombia.....	547	2,076	6,165	5,493	4,579
Cuba.....	9,093	1,699	643	1,066	2,015
Danish Possessions—					
Danish West Indies.....	108	131	138	184	291
Ecuador.....	2,178	1,337	1,679	867	2,916
France.....	9,612	8,287	1,921	3,286	3,725
French Possessions—					
St. Pierre and Miquelon.....	32	1,276	55	60	305
Germany.....	16,916	23,880	30,363	24,822	13,401
Hawaii.....		9			
Haiti.....	107		423		38
Holland.....	1,308	14,404	12,794	33,940	19,991
Holland, Possessions of—					
Dutch East Indies.....			625		
Dutch Guiana.....	281	188	600	556	845
Dutch West Indies.....			36		
Italy.....	900	1,540	481	7,092	15,007
Japan.....	12,905	9,314	7,094	13,070	12,471
Korea.....	12			8	
Mexico.....	27,089	18,759	12,318	10,405	11,281
Panama.....	1,410	2,862	3,376	3,130	2,438
Peru.....	10,632	2,376	5,447	3,896	5,730
Philippines.....		52		93	
Porto Rico.....		240		101	
Portuguese Possessions—					
Portuguese Africa.....		517	660		
Russia.....		55			
San Domingo.....			1,004	1,272	4,292
Siam.....			72		
Spain.....			4		
Switzerland.....		75			
United States.....	1,803,753	2,054,614	2,640,475	2,988,093	3,778,008
Alaska.....			131	1,120	34
Uruguay.....	61	26		149	120
Venezuela.....	503	1,370	6,318	4,671	9,077
Other Foreign Countries.....					782
Totals, Foreign Countries...	1,994,827	2,237,223	2,792,817	3,154,476	3,945,703
Totals.....	2,486,344	2,976,595	3,626,467	4,034,396	5,028,741
Fertilizers—					
To United Kingdom.....	39		725		25,441
Africa—British East.....					
British South.....	68				
British West.....					
Australia.....	10,417			250	
Bermuda.....			142		
Fiji.....	38				
Newfoundland.....	1,157	50	309	37,329	1,352
New Zealand.....	2,104				
Other British Countries.....					636
Totals, British Empire.....	13,823	50	1,176	37,579	27,429

SESSIONAL PAPER No. 10

No. 23 — STATEMENT (by Countries) of the Values of the Principal Articles Exported from Canada during each Fiscal Year, 1909 to 1913.—*Con.*

PRINCIPAL ARTICLES AND COUNTRIES TO WHICH EXPORTED.	1909.	1910.	1911.	1912.	1913.
	\$	\$	\$	\$	\$
Fertilizers— <i>Con.</i>					
To Belgium.....	750	920	900	420
Germany.....	3,595	5,343	1,504	1,600	6,166
Hawaii.....	30,493	59,633	73,176	107,890	47,659
Holland.....	3,759
Japan.....	10	350	893	85
Mexico.....	31,280
United States.....	280,591	321,405	381,361	806,780	1,594,288
Alaska.....
Other Foreign Countries.....
Totals, Foreign Countries.....	346,709	387,311	457,291	917,163	1,652,377
Totals.....	360,532	387,361	458,467	954,742	1,679,806
Fish—					
To United Kingdom.....	3,111,826	4,746,774	4,059,844	4,281,774	3,696,998
Africa—British East.....	1,200
British South.....	270	1,237	15	11,962	9,242
British West.....
Australia.....	160,905	260,835	409,502	348,966	434,283
Bermuda.....	10,599	23,690	27,999	34,142	25,225
British Guiana.....	211,595	233,208	224,783	207,993	145,113
British Honduras.....	201	2,630	2,229	3,252
British West Indies.....	1,164,218	1,172,743	1,356,944	1,253,326	1,226,772
East Indies—British India.....	2,268	8,152	16,244
Straits Settlements.....	22,912	23,795	32,657	80,733	81,060
Other East Indies.....	3,985	105
Fiji.....	29,654	35,257	37,613	55,543	73,627
Hong Kong.....	95,027	150,191	20,776	35,964	101,549
Malta.....	1,410	2,732	6,000	1,950	2,832
Newfoundland.....	10,565	40,100	37,524	13,029	52,366
New Zealand.....	102,696	120,869	123,094	219,178	153,939
Other British Countries.....	309	1,653	2,835
Totals, British Empire.....	4,921,986	6,813,285	6,342,849	6,553,926	6,030,442
Argentine Republic.....	1,124	920	363	8,200
Austria-Hungary.....	2,700
Belgium.....	33,471	67,440	82,676	114,153	95,876
Brazil.....	528,914	709,559	886,454	641,359	830,034
Central American States—					
Costa Rica.....	46,485	67,935	32,204
Guatemala.....	1,375	2,966
Honduras.....	41,744	25,105	332
Nicaragua.....	347	352	260
Salvador.....	250
Chile.....	5,229	13,185
China.....	179,520	265,192	108,616	100,161	29,301
Colombia.....	34,630	31,758	11,855	9,866	27,012
Cuba.....	344,103	346,687	408,907	419,581	415,349
Denmark.....	19,229	23,337	39,259	35,205	28,412
Danish Possessions—					
Danish West Indies.....	6,491	5,807	7,672	4,554	12,369
Ecuador.....	82	756	1,580	3,600	2,500
France.....	1,019,099	998,753	915,738	857,800	1,038,606
French Possessions—					
French Guiana.....	336
French Oceania.....	400
French West Indies.....	1,267
St. Pierre and Miquelon.....	304	193	597	162	504
Germany.....	177,124	166,596	134,705	252,850	279,059
Greece.....	550	1,200	1,330
Hawaii.....	9,179	10,797	51,561	15,929	12,356
Hayti.....	26,208	16,626	38,195	22,396	20,292
Holland.....	9,738	4,704	5,506	10,209	13,043

4 GEORGE V., A. 1914

No. 23 —STATEMENT (by Countries) of the Values of the Principal Articles Exported from Canada during each Fiscal Year, 1909 to 1913.—*Con.*

PRINCIPAL ARTICLES AND COUNTRIES TO WHICH EXPORTED	1909.	1910.	1911.	1912.	1913.
	\$	\$	\$	\$	\$
Fish— <i>Con.</i>					
To Holland, Possessions of—					
Dutch East Indies.....	150	1,581	1,896	6,841	9,534
Dutch Guiana.....	20,633	29,030	44,659	48,585	38,411
Dutch West Indies.....				145	
Italy.....	203,522	249,622	214,251	173,621	200,069
Japan.....	359,491	212,813	235,498	193,037	360,319
Mexico.....	1,792	24,949	4,267	428	1,159
Norway.....	2,685	11,240	10,096	14,210	8,931
Panama.....	57,737	99,730	185,720	185,690	140,743
Peru.....		1,600	1,918	225	
Philippines.....	26,489	10,517			400
Porto Rico.....	418,930	467,946	453,822	636,355	567,894
Portugal.....	25,286	43,610	72,762	38,819	47,788
Portuguese Possessions—					
Azores and Madeira.....			2,880	950	
Portuguese Africa.....	1,200			290	
Russia.....	2,197	432		2,315	1,620
San Domingo.....	22,240	21,087	24,895	24,030	34,318
Siam.....		173			
Spain.....		1,850	500	5,550	16,200
Sweden.....	31,566	57,157	44,195	84,151	81,476
Turkey.....	1,550	1,015		2,100	
United States.....	4,254,463	4,576,534	4,694,878	5,108,006	5,401,136
Alaska.....			274	237	180
Uruguay.....	781	150			
Venezuela.....	552	1,910	1,820	1,485	1,003
Other Foreign Countries.....	2,483			1,100	885
Totals, Foreign Countries.....	7,870,257	8,488,386	8,741,656	9,108,115	9,756,181
Totals.....	12,792,243	15,301,671	15,084,505	15,667,041	15,786,623
Flax, hemp and jute—					
To United Kingdom.....	75	10,155	3,616	9,652	4,970
Bermuda.....			13		
Other British Countries.....					
Totals, British Empire.....	75	10,155	3,629	9,652	4,970
Belgium.....				11,169	
United States.....			134,900	84,965	27,818
Alaska.....	127,081	104,566			
Other Foreign Countries.....				5	
Totals, Foreign Countries.....	127,081	104,566	134,900	96,139	27,818
Totals.....	127,156	114,721	138,529	105,791	32,788
Fruits—					
To United Kingdom.....	2,959,847	4,508,532	1,856,420	4,975,295	4,068,615
Africa—British East.....					
British South.....	22,689	13,606	17,889	32,500	30,256
British West.....					
Australia.....	10,014	9,675	11,820	4,957	10,412
Bermuda.....	7,174	8,776	7,832	9,468	8,635
British Guiana.....	42	289	254	455	239
British West Indies.....	2,726	1,780	765	1,175	2,366
East Indies—British India.....			73	253	78
Straits Settlements.....	80	100			
Other East Indies.....					

SESSIONAL PAPER No. 10

No. 23 —STATEMENT (by Countries) of the Values of the Principal Articles Exported from Canada during each Fiscal Year, 1909 to 1913.—*Con.*

PRINCIPAL ARTICLES AND COUNTRIES TO WHICH EXPORTED	1909.	1910.	1911.	1912	1913.
	\$	\$	\$	\$	\$
Fruits—					
To Fiji	553	1,483	1,418	1,813	712
Hong-Kong	57	24	283	185	221
Newfoundland	45,462	49,417	59,982	87,977	94,847
New Zealand	1,051		40	1,252	17,804
Other British Countries	28	131	192		
Totals	3,049,723	4,593,813	1,956,776	5,115,330	4,234,185
Argentina Republic				106	25
Austria-Hungary			2,486		
Belgium	20,198	42,777	25,946	21,626	6,114
Brazil				750	
China	286	370	1,682	1,284	2,140
Cuba	8,340	14,616	748	7,629	2,046
Denmark	335	10,982	2,430	3,073	506
Danish Possessions—					
Danish West Indies	10	4			
France	12,991	34,952	22,118	13,909	6,360
French Possessions—					
St. Pierre and Miquelon	1,267	496	658	836	1,691
Germany	65,845	102,728	60,175	297,525	101,490
Hawaii	2	97	13	3	
Holland	149,420	265,571	127,412	237,042	197,390
Italy		5	60		
Japan	90	59	41	12	773
Mexico	795	4,088	17	30	
Philippines	210	495	310	273	
Sweden	6,165	18,266	10,850	5,869	2,461
United States	380,870	519,623	311,623	286,525	267,191
Alaska			1,206	641	819
Other Foreign Countries			192	108	50
Totals, Foreign Countries	646,824	1,015,129	567,967	877,241	589,056
Totals	3,696,547	5,608,942	2,524,743	5,992,571	4,823,241
Furs and manufactures of—					
To United Kingdom	1,169,854	1,611,528	2,757,429	1,848,726	2,705,791
Africa—British East					
British South		30			
British West					
Australia	31		13	360	470
Newfoundland	17,984	5,511	3,847	7,082	17,853
New Zealand		40	155	130	40
Other British Countries				110	96
Totals, British Empire	1,187,869	1,617,109	2,761,444	1,856,408	2,724,250
Austria-Hungary	150		1,004		
Belgium	44,963	3,131	6,709	3,222	289
China	207	95	220	300	180
Denmark		40		10	
France	50,155	49,866	33,174	13,406	45,199
French Possessions—					
St. Pierre and Miquelon		9			60

4 GEORGE V., A. 1914

No. 23 —STATEMENT (by Countries) of the Values of the Principal Articles Exported from Canada during each Fiscal Year, 1909 to 1913.—*Con.*

PRINCIPAL ARTICLES. AND COUNTRIES TO WHICH EXPORTED.	1909.	1910.	1911.	1912	1913.
	\$	\$	\$	\$	\$
Furs and manufactures of—<i>Con.</i>					
To Germany.....	41,371	196,793	153,968	65,601	299,700
Holland.....	1,500		1,000	130	
Italy.....			12	6	
Japan.....		75			
Mexico.....	100		6		105
Norway.....		20			
Sweden.....	8				
Switzerland.....		610	85		
United States.....	1,393,499	2,056,102	1,755,596	2,143,213	2,343,153
Alaska.....			1,915	3,963	2,152
Other Foreign Countries.....					
Totals, Foreign Countries.....	1,531,953	2,306,741	1,953,689	2,229,851	2,690,865
Totals.....	2,719,822	3,923,850	4,715,133	4,086,259	5,415,115
Glass and manufactures of—					
To United Kingdom.....	7,948	5,541	8,044	7,152	12,507
Africa—British East.....		1,200	2,769	392	
British South.....				119	
British West.....					
Australia.....	434	365	12		
Bermuda.....	721	296	1,884	2,957	3,257
British Guiana.....		25	43	57	256
British West Indies.....	1,234	1,384			54
East Indies—British India.....	50	101	951	2,205	136
Straits Settlements.....			24	95	3
Other East Indies.....					
Fiji.....	42		52		32
Hong Kong.....		90		152	7
Newfoundland.....	4,308	6,248	3,092	3,163	5,051
New Zealand.....	899	491	3,493	3,033	6,766
Other British Countries.....	25	2			62
Totals, British Empire.....	15,661	15,743	20,364	19,325	28,461
Austria-Hungary.....			27	153	271
Belgium.....	2,492	2,534	36	152	140
Central American States—					
Costa Rica.....		25	117		
Guatemala.....					
Honduras.....					
Nicaragua.....				655	
Salvador.....					
China.....	271	371	238	180	329
France.....	700	3	157	90	310
French Possessions—					
St. Pierre and Miquelon.....	145	128	122	82	112
Germany.....	1,118	460	1,542	117	469
Japan.....	2,356	429	21	8	51
Mexico.....	65	408	6,496		13
Panama.....		90	15	467	450
Spain.....			28		
Switzerland.....		220			50
United States.....	17,412	18,369	22,141	26,091	26,553
Alaska.....			130	78	37
Other Foreign Countries.....				679	130
Totals, Foreign Countries.....	24,559	23,037	31,070	28,782	28,950
Totals.....	40,220	38,780	51,434	48,107	57,411

SESSIONAL PAPER No. 10

No. 23—STATEMENT (by Countries) of the Values of the Principal Articles Exported from Canada during each Fiscal Year, 1909 to 1913.—*Con.*

PRINCIPAL ARTICLES AND COUNTRIES TO WHICH EXPORTED.	1909.	1910.	1911.	1912.	1913.
	\$	\$	\$	\$	\$
Grease and scraps—					
To United Kingdom.....	16,404	3,428	1,996	3,712	1,900
Australia.....	92	9	8	70	
British West Indies.....		8	30	25	
Hong Kong.....		39			
Newfoundland.....	41	20	110	70	
New Zealand.....	33	97	225	80	
Other British Countries.....					
Totals, British Empire.....	16,570	3,601	2,369	3,957	1,900
Belgium.....	2,795	2,100			3,500
Cuba.....		24	24		182
Denmark.....	36,086	23,784	8,500		
France.....		1,604			
Germany.....	39,736	40,742	40,600	16,539	29,647
Holland.....	44,882	51,375	14,300	3,500	
Italy.....		1,498	1,349		
Japan.....			7		
Norway.....	2,800		240		
United States.....			31,474	42,527	82,807
Alaska.....	54,430	46,688			
Other Foreign Countries.....					
Totals, Foreign Countries.....	180,729	167,815	96,294	62,566	116,136
Totals.....	197,299	171,416	98,663	66,523	118,036
Gunpowder and other explosives—					
To United Kingdom.....	29,564	10,004	21,519	22,873	13,847
Africa—British East.....					
British South.....	65	20	22		
British West.....					
Australia.....	5,077	878	1,545	989	177
British Honduras.....		79	80		
British West Indies.....	34		122		
Newfoundland.....	57,929	76,983	79,366	92,317	62,378
New Zealand.....	804	5,704	2,478	653	1,330
Other British Countries.....	33	182		68	250
Totals, British Empire.....	93,506	93,850	105,132	116,900	77,982
Argentine Republic.....		2,281			
Austria-Hungary.....			667		
Belgium.....	29	95			153
Bolivia.....	124				
Brazil.....	3,741	1,240	3,524	3,384	1,405
Central American States—					
Honduras.....			146	621	
Chile.....			10,000		6,000
Cuba.....				292	
Ecuador.....			79		
Hawaii.....				227	
Japan.....		24,705	3,820		
Mexico.....	1,988	3,980	16,669	6,781	
Peru.....			12	112	

4 GEORGE V., A. 1914

No 23 — STATEMENT (by Countries) of the Values of the Principal Articles Exported from Canada during each Fiscal Year, 1909 to 1913.—*Con.*

PRINCIPAL ARTICLES AND COUNTRIES TO WHICH EXPORTED.	1909.	1910.	1911.	1912.	1913.
	\$	\$	\$	\$	\$
Gunpowder and other explosives— <i>Con.</i>					
Spain.....				225	
United States.....	167,488	252,719	273,398	116,459	81,173
Alaska.....			210	120	151
Uruguay.....	1,348	776	806		318
Other Foreign Countries.....					46
Totals, Foreign Countries.....	174,718	285,796	309,331	128,221	89,251
Totals.....	268,224	379,646	414,463	245,121	167,233
Gutta-percha, India rubber, &c.—					
To United Kingdom.....	28,608	38,426	49,954	44,017	20,882
Africa—British East.....					
British South.....	192		812	14,143	1,970
British West.....					
Australia.....	43,129	36,824	45,023	48,328	61,445
Bermuda.....			432	450	105
British Guiana.....	238	604	285	331	397
British West Indies.....	176	25		43	
East Indies—British India.....				38	
Straits Settlements.....	135				
Other East Indies.....					
Fiji.....			235	513	532
Newfoundland.....	44,611	30,629	39,637	63,431	59,352
New Zealand.....	47,974	32,356	38,755	34,814	37,934
Other British Countries.....		19			
Totals, British Empire.....	165,063	138,883	175,133	206,108	182,617
Argentina Republic.....	51	102		545	265
Belgium.....	497	7,498	393	8,790	
Bolivia.....			20		
Brazil.....		88	11		167
Chile.....			20	215	48
Denmark.....	1,347	856	959	1,311	1,312
France.....	2,218	1,651	50	7,195	3,562
French Possessions—					
French Africa.....			34	2,116	
St. Pierre and Miquelon.....	94		9	59	314
Germany.....		237	101	11,394	85
Italy.....	1,455	33	346	520	207
Japan.....		1,523		82	42
Mexico.....	8	19,994		884	2,569
Norway.....		95	522	164	
Russia.....				1	
Spain.....				4,281	
United States.....			63,057	76,571	393,812
Alaska.....	93,256	82,615	288	854	256
Other Foreign Countries.....				1,493	363
Totals, Foreign Countries.....	98,926	114,692	65,810	116,475	403,002
Totals.....	263,989	253,575	240,943	322,583	585,619

SESSIONAL PAPER No. 10

No 23—STATEMENT (by Countries) of the Values of the Principal Articles Exported from Canada during each Fiscal Year, 1909 to 1913.—*Con.*

PRINCIPAL ARTICLES AND COUNTRIES TO WHICH EXPORTED.	1909.	1910.	1911	1912.	1913.
	\$	\$	\$	\$	\$
Hair—					
To United Kingdom.....	27,355	18,149	3,616	8,609	7,367
Bermuda			39	17	
Newfoundland.....			190		
New Zealand.....	133			13	
Other British Countries.....					
Totals, British Empire.....	27,488	18,149	3,845	8,639	7,367
Belgium	2,500	425	3,795	5,316	2,232
Germany.....	40	536		216	
United States.....	117,379	154,842	165,455	163,727	205,712
Alaska.....					
Other Foreign Countries.....					
Totals, Foreign Countries.....	119,919	155,803	169,250	169,259	207,944
Totals.....	147,407	173,952	173,095	177,898	215,311
Hay—					
To United Kingdom.....	508,132	922,718	1,152,629	1,027,995	759,241
Africa—British East.....					
British South.....	90	688	1,737	1,604	3,119
British West.....					
Bermuda	14,505	17,679	19,760	22,403	27,818
British Guiana.....	1,463	1,719	966	1,699	2,104
British Honduras.....			125		
British West Indies.....	19,629	17,232	11,545	16,102	16,517
East Indies—British India.....					
Straits Settlements.....	156				
Other East Indies.....					
Hong Kong	100				
Newfoundland.....	26,807	35,453	22,626	29,242	118,577
Other British Countries.....				499	84
Totals, British Empire.....	570,832	995,489	1,209,388	1,099,544	927,460
Belgium.....		31,699			
Brazil.....	126			130	
Cuba.....	34,706	62,806	56,976	79,855	35,611
France.....		5,580			420
French Possessions—					
St. Pierre and Miquelon.....	4,659	3,912	5,000	3,178	6,574
Germany.....	180	3,127		670	
Holland.....		27,906		2,420	
Japan.....	63		91	80	
Mexico.....	1,090	1,750	398		
Norway.....		80			
Panama.....		280		367	
Porto Rico.....	59				
United States.....	35,008	675,843	1,449,990	5,187,727	2,979,902
Alaska.....			2,446	1,520	1,321
Other Foreign Countries.....					
Totals, Foreign Countries.....	75,896	812,933	1,514,901	5,275,947	3,025,139
Totals.....	646,778	1,808,472	2,724,289	6,375,491	3,952,599

4 GEORGE V., A. 1914

No. 23 —STATEMENT (by Countries) of the Values of the Principal Articles Exported from Canada during each Fiscal Year, 1909 to 1913.—*Con.*

PRINCIPAL ARTICLES AND COUNTRIES TO WHICH EXPORTED.	1909.	1910.	1911.	1912.	1913.
	\$	\$	\$	\$	\$
Hides, and skins other than fur—					
To United Kingdom.....	158,600	32,138	139,854	39,613	6,416
Africa—British East.....	}	70	{		
British South.....					
British West.....					
Australia.....	180				
British West Indies.....		159			
Newfoundland.....	11,704	8,482	6,926	21,505	27,457
New Zealand.....	2,152	587	144	30	
Other British Countries.....					
Totals, British Empire.....	172,636	41,436	146,924	61,148	33,873
Belgium.....	3,458		5,065	231	271
Cuba.....				472	2,310
France.....	7,426	1	266	5	
Germany.....	3,042			1,979	5,984
Holland.....				1,725	
Italy.....		255		550	
Japan.....	1,986		1,405	1,100	1,152
United States.....	} 3,880,883	5,487,775	{ 4,508,916	5,068,559	7,338,747
Alaska.....					
Other Foreign Countries.....			2	1,680	208
Totals, Foreign Countries.....	3,896,795	5,488,031	4,515,654	5,076,301	7,348,672
Totals.....	4,069,431	5,529,467	4,662,578	5,137,449	7,382,545
Hops—					
To United Kingdom.....	6,305	25,765	20,399	1,857	33,645
Australia.....					2,903
Bermuda.....	4				
British West Indies.....		14			
Newfoundland.....	58	123	91	287	452
New Zealand.....					1,326
Other British Countries.....					
Totals, British Empire.....	6,367	25,902	20,490	2,144	38,326
Belgium.....	100				
United States.....	} 8,951	2,133	{ 1,318	3,513	4,133
Alaska.....					
Other Foreign Countries.....					
Totals, Foreign Countries.....	9,051	2,133	1,318	3,513	4,133
Totals.....	15,418	28,035	21,808	5,657	42,459
Junk—					
To United Kingdom.....	139,649	132,377	204,934	368,777	345,211
British Guiana.....					1,371
Hong Kong.....	778	9	40		2,465
Newfoundland.....			200	2,185	226
Other British Countries.....					
Totals, British Empire.....	140,427	132,386	205,174	370,962	349,273

SESSIONAL PAPER No. 10

No. 23 —STATEMENT (by Countries) of the Values of the Principal Articles Exported from Canada during each Fiscal Year, 1909 to 1913.—*Con.*

PRINCIPAL ARTICLES AND COUNTRIES TO WHICH EXPORTED.	1909.	1910.	1911.	1912.	1913.
	\$	\$	\$	\$	\$
Junk— <i>Con.</i>					
To Belgium.....	24,532	6,928	14,993	1,550	1,430
France.....		297		642	
Germany.....	7,315	7,603	12,980	13,104	11,640
Holland.....	307	7,580	12,078	12,286	3,184
Panama.....		7			
United States.....	474,571	606,023	558,392	705,337	1,419,660
Alaska.....				433	
Other Foreign Countries.....					
Totals, Foreign Countries.....	506,725	628,438	598,443	733,402	1,435,914
Totals.....	647,152	760,824	803,617	1,104,364	1,785,187
Leather and manufactures of—					
To United Kingdom.....	2,123,776	1,163,158	1,733,372	1,633,652	1,157,935
Africa—British East.....					
British South.....	4,967	5,448	5,657	3,979	528
British West.....					
Australia.....	5,607	8,314	13,560	3,856	2,893
Bermuda.....	1,230	1,698	509	1,406	372
British Guiana.....	150	35	910		
British West Indies.....	6,297	8,118	5,845	592	342
East Indies—British India.....					
Straits Settlements.....	5	12			
Other East Indies.....					
Fiji.....	30	30	15		15
Hong Kong.....		5	60	120	
Newfoundland.....	122,409	103,063	94,747	73,764	75,555
New Zealand.....	30,398	11,476	21,122	28,219	32,149
Other British Countries.....					
Totals, British Empire.....	2,294,869	1,301,357	1,875,797	1,745,588	1,269,789
Argentina Republic.....	5,355		3,516	3,102	3,610
Austria-Hungary.....	300	113	124	115	
Belgium.....	14,916	7,560	44,372	25,866	39,797
China.....	576	141	199	64	119
Cuba.....		561	61		360
Danish Possessions—					
Danish West Indies.....	59				
France.....	252	2,449	535	5,950	5,052
French Possessions—					
French Africa.....		180		24	
St. Pierre and Miquelon.....	8,243	3,728	4,417	9,540	9,561
Germany.....	327	1,727	368	913	152
Holland.....	204				
Italy.....		22	3	60	11
Japan.....		11		30	5
Mexico.....	967	841	938		
Norway.....	1,146	3,129	2,038		25
Russia.....			2	61	
Sweden.....				5	14
Switzerland.....			7,153		
Turkey.....		667	239		
United States.....	87,874	88,432	106,585	113,109	170,763
Alaska.....			749	392	140
Uruguay.....	629				
Other Foreign Countries.....				48	
Totals, Foreign Countries.....	120,848	109,561	171,299	159,279	229,609
Totals.....	2,415,717	1,410,918	2,047,096	1,904,867	1,499,398

4 GEORGE V., A. 1914

No. 23 —STATEMENT (by Countries) of the Values of the Principal Articles Exported from Canada during each Fiscal Year, 1909 to 1913.—*Con.*

PRINCIPAL ARTICLES AND COUNTRIES TO WHICH EXPORTED.	1909.	1910.	1911.	1912.	1913.
	\$	\$	\$	\$	\$
Lime—					
To United Kingdom	12,519				
Fiji		575	728	373	
Newfoundland	67	127	309	2,759	5,432
Other British Countries					
Totals, British Empire	12,586	702	1,037	3,132	5,432
Belgium					2,274
French Possessions—					
St. Pierre and Miquelon	28	33		7	18
Hawaii	1,800				825
United States			39,541	39,183	21,438
Alaska	29,128	53,252		15	12
Other Foreign Countries					
Totals, Foreign Countries	30,956	53,285	39,541	39,205	24,567
Totals	43,542	53,987	40,578	42,337	29,999
Metals and minerals and mfrs. of—					
To United Kingdom	4,006,769	4,962,398	8,035,662	6,708,477	13,353,222
Africa—British East			640	1,506	6,123
British South	135,786	186,804	299,320	394,641	452,268
British West					339
Australia	1,188,189	1,589,224	1,545,305	1,456,490	1,087,462
Bermuda	3,731	3,861	5,632	7,613	3,413
British Guiana	5,767	5,340	4,418	4,280	2,043
British Honduras		224		119	
British West Indies	39,874	27,655	27,155	25,623	15,918
East Indies—British India			6,076	12,241	20,832
Straits Settlements	289,320	19,103	12,086	2,752	12,647
Other East Indies			570	4,232	224
Fiji	2,733	943	9,875	5,018	1,117
Hong Kong	601,945	218,804	382,595	441,681	499,526
Malta			223	4,137	11,659
Newfoundland	234,217	203,974	351,389	238,792	359,660
New Zealand	336,496	318,777	312,174	237,434	516,475
Other British Countries	870	20,852		65	51
Totals, British Empire	6,845,697	7,557,959	10,993,120	9,545,101	16,342,979
Argentina Republic	217,933	211,808	273,625	362,691	647,054
Austria-Hungary	13,503	55,401	146,416	47,392	148,867
Belgium	421,080	431,916	351,555	309,633	444,425
Brazil	63,638	35,408	28,598	55,544	26,245
Central American States—					
Costa Rica			5,001	278	120
Guatemala			396	417	77
Honduras	420	674	149	798	48
Nicaragua			36	15	384
Salvador				2,301	
Chile	20,901	36,083	71,612	103,391	46,815
China	598,801	780,780	314,197	107,624	578,112
Colombia	554	290	16,277	283	45
Cuba	733	1,525	36,128	4,206	1,870
Denmark	43,695	30,236	35,241	27,313	42,877
Danish Possessions—					
Danish West Indies	478		108	196	94
Greenland, Iceland, &c.		167		50	
Ecuador	56	3,315	672	1,297	60
Egypt and Soudan	600	560	231	1,050	849
France	853,198	932,486	1,120,175	830,399	847,243

SESSIONAL PAPER No. 10

No. 23.—STATEMENT (by Countries) of the Values of the Principal Articles Exported from Canada during each Fiscal Year, 1909 to 1913.—*Con.*

PRINCIPAL ARTICLES AND COUNTRIES TO WHICH EXPORTED.	1909.	1910.	1911.	1912.	1913.
	\$	\$	\$	\$	\$
Metals and minerals and mfrs. of— <i>Con.</i>					
To French Possessions—					
French Africa.....	11,514	17,516	27,978	202,103	61,042
French West Indies.....				1,542	136
St. Pierre and Miquelon.....	3,582	1,986	3,091	1,747	4,026
Germany.....	801,207	525,750	876,865	902,271	614,347
Greece.....	325	224	2,066	7,634	4,493
Hawaii.....	25	5	333	3,080	169
Hayti.....			2,107		
Holland.....	126,496	175,754	160,667	137,927	171,199
Holland, Possessions of—					
Dutch East Indies.....		789	30		
Dutch Guiana.....				32	
Dutch West Indies.....		148	28		
Italy.....	97,253	87,875	148,695	85,518	110,642
Japan.....	202,684	257,472	240,388	98,001	238,695
Korea.....	14,963	30	11,536	10,678	13,688
Mexico.....	23,128	23,098	37,574	40,168	6,329
Norway.....	9,535	6,743	14,220	10,958	8,308
Panama.....	80	3,516	5,346	1,027	809
Persia.....		274			300
Peru.....			2,527	2,568	80
Philippines.....	1,006	3,851	1,899		
Porto Rico.....	32		132	13	43
Portugal.....	812	5,578	754	117	950
Portuguese Possessions—					
Portuguese Africa.....	400	126	4,509	1,725	3,051
Roumania.....	57,567	69,564	139,889	84,888	105,807
Russia.....	453,236	460,231	1,060,496	1,074,531	1,858,707
San Domingo.....	240	151		133	113
Servia.....		1,540	2,455	1,435	5
Spain.....	27,339	16,635	25,187	65,775	30,775
Spanish Possessions—					
Canary Islands.....			52		
Sweden.....	16,753	28,146	49,345	17,055	27,503
Switzerland.....	3,025	1,990	2,227	1,647	987
Turkey.....	582	914	15,312	23,043	25,964
United States.....	28,803,305	32,044,224	30,453,922	32,539,536	41,405,102
Alaska.....			14,928	17,748	10,161
Uruguay.....	9,784	21,496	21,663	48,107	82,754
Venezuela.....	552		1,415	969	984
Other Foreign Countries.....	15		222	1,057	73
Totals, Foreign Countries.....	32,900,030	36,276,275	35,728,275	37,237,911	47,572,427
Totals.....	39,745,727	43,834,234	46,721,395	46,783,012	63,915,406
Milk and cream—					
To United Kingdom.....	11,871	9	7,583	14,047	3
Africa—British East.....					
British South.....	12,715	104,258	96,457	51,824	60
British West.....				161	
Australia.....			5		
Bermuda.....	772	859	515	552	286
British Guiana.....	510	1,166			
British West Indies.....	2,318	1,258	3,571	2,717	1,445
East Indies—British India.....			154	12	
Fiji.....		4	184	150	200
Hong Kong.....		2,940	7,506	510	
Newfoundland.....	11,241	8,992	13,110	12,261	18,419

4 GEORGE V., A. 1914

No. 23—STATEMENT (by Countries) of the Values of the Principal Articles Exported from Canada during each Fiscal Year, 1909 to 1913.—*Con.*

PRINCIPAL ARTICLES AND COUNTRIES TO WHICH EXPORTED.	1909.	1910.	1911.	1912.	1913.
	\$	\$	\$	\$	\$
Milk and cream— <i>Con.</i>					
To New Zealand.....		7		133	
Other British Countries.....	15	111			419
Totals, British Empire.....	39,442	119,604	129,085	82,367	20,832
Argentine Republic.....	14				
Chile.....		355			
China.....	346	25,157	41,860		
Cuba.....	24,693	142,194	222,474	218,958	
French Possessions—					
St. Pierre and Miquelon.....		3			
Germany.....		930			
Japan.....	17,641	16,800	33,389	80	
Korea.....		145	600		
Mexico.....	128	5,640	14	25	25
Panama.....			28,590		
Philippines.....		10,268			
United States.....	9,124	223,028	1,731,397	797,553	757,642
Alaska.....			524	417	18
Other Foreign Countries.....			1,450		
Totals, Foreign Countries.....	51,946	424,520	2,060,298	1,017,033	757,685
Totals.....	91,388	544,124	2,189,383	1,099,400	778,517
Musical instruments—					
To United Kingdom.....	129,401	108,876	95,879	128,835	132,719
Africa—British East.....	10,130	20,668	20,195	23,792	23,271
British South.....					
British West.....					
Australia.....	18,939	16,369	25,709	31,260	20,961
Bermuda.....		400	1,308	650	
British Guiana.....	190	165	32		205
British West Indies.....	1,957	850	1,596	4,027	620
East Indies—British India.....	500	40	540	125	
Straits Settlements.....					
Other East Indies.....					
Newfoundland.....	1,288	1,986	1,496	4,129	2,966
New Zealand.....	8,700	3,289	9,360	15,586	8,030
Other British Countries.....					225
Totals, British Empire.....	171,105	152,643	156,115	208,404	188,997
Belgium.....	250				900
China.....		220	495	875	293
Cuba.....	250			395	
Denmark.....			150	647	
France.....	62		1,227	265	900
French Possessions—					
French West Indies.....					500
Germany.....	7,727	9,748	11,403	6,458	8,950
Holland.....	4,116	3,317	3,680	7,255	3,070
Italy.....			1,516	300	
Japan.....	300	50	550		
Korea.....	15		125		
Mexico.....	160				50
Norway.....				235	301
Philippines.....					346
Russia.....		175			250
Sweden.....				500	

SESSIONAL PAPER No. 10

No. 23 —STATEMENT (by Countries) of the Values of the Principal Articles Exported from Canada during each Fiscal Year, 1909 to 1913.—*Con.*

PRINCIPAL ARTICLES AND COUNTRIES TO WHICH EXPORTED.	1909.	1910.	1911.	1912.	1913.
	\$	\$	\$	\$	\$
Musical instruments— <i>Con.</i>					
To United States.....	62,223	67,285	68,270	77,981	71,387
Alaska.....			55	100	
Other Foreign Countries.....					50
Totals, Foreign Countries....	75,103	80,795	87,501	95,011	86,997
Totals.....	246,208	233,438	243,616	303,415	275,994
Oil cake—					
To United Kingdom.....	420,548	393,523	278,819	286,337	509,509
Africa—British East.....					
British South.....		96	10		
British West.....					
British Guiana.....		18	1,074	750	100
British West Indies.....		707	11,643	11,969	8,892
Newfoundland.....				33	101
Other British Countries.....					300
Totals, British Empire.....	420,548	394,344	291,546	299,089	518,902
Belgium.....	134,197	140,068	146,507	250,777	369,619
France.....	2,800	7,110		11,354	19,765
Germany.....		27,663	8,189	13,096	49,885
Holland.....	12,450	17,997	86,390	81,878	103,749
United States.....			7,487	3,269	12,781
Alaska.....		40,528			
Other Foreign Countries.....					
Totals, Foreign Countries....	149,447	233,366	248,573	360,374	555,799
Totals.....	569,995	627,710	540,119	659,463	1,074,701
Oils—					
To United Kingdom.....	399,823	331,564	169,986	801,272	281,953
Africa—British South.....			5		
Australia.....	21,959	6,670	18,760	9,386	6,030
Bermuda.....	271	73	409	68	393
British Guiana.....	2,772	1,691	441	1,287	961
British Honduras.....		2,228			
British West Indies.....	2,365		1,193	1,968	5,560
Hong Kong.....			280		
Newfoundland.....	10,761	14,561	19,553	22,695	62,149
New Zealand.....	715	741	1,872	823	2,010
Other British Countries.....		11			
Totals, British Empire.....	438,666	357,539	212,499	837,499	359,056
Cuba.....		95			68
Denmark.....	2		6,179	26,741	10,389
France.....			3,852	200	181

4 GEORGE V., A. 1914

No. 23 —STATEMENT (by Countries) of the Values of the Principal Articles Exported from Canada during each Fiscal Year, 1909 to 1913.—*Con.*

PRINCIPAL ARTICLES AND COUNTRIES TO WHICH EXPORTED.	1909.	1910.	1911.	1912.	1913.
	\$	\$	\$	\$	\$
<i>Oils—Con.</i>					
To French Possessions—					
St. Pierre and Miquelon.....	91	34	77	101	318
Germany.....	13,698	12,706	38,533	75,804	154,942
Hayti.....			1,382		
Holland.....			18,274	34,472	73,771
Japan.....	14				10
Mexico.....	75	462			
United States.....	152,844	169,622	500,786	370,352	546,908
Alaska.....			660	338	107
Other Foreign Countries.....				72	
Totals, Foreign Countries.....	166,724	182,919	569,743	508,080	786,694
Totals.....	605,390	540,458	782,242	1,345,579	1,145,750
<i>Paints and colours—</i>					
To United Kingdom.....	10,995	13,946	15,962	19,554	39,483
Africa—British East.....	}	180	229	125	3,153
British South.....					
British West.....					
Australia.....	2,011	2,754	316	955	1,841
Bermuda.....	279	471	642	651	654
British Guiana.....	5,950	3,494	3,588	4,717	4,146
British West Indies.....	9,016	7,558	7,435	9,043	11,005
Fiji.....	16				
Hong Kong.....	4				45
Newfoundland.....	44,020	36,564	45,254	38,326	57,807
New Zealand.....		24	1,341	1,661	1,295
Other British Countries.....	1	432			239
Totals, British Empire.....	72,292	65,423	74,767	75,032	120,146
Argentine Republic.....	150		85	480	
Belgium.....			519	140	1,328
Central American States—					
Costa Rica.....	30	28	}	}	112
Guatemala.....					
Honduras.....					
Nicaragua.....					
Salvador.....					
China.....	4	3		15	
Cuba.....	371				146
Egypt and Soudan.....			19		
French Possessions—					
St. Pierre and Miquelon.....	139	18	12	6	620
Germany.....			980	6,540	4,454
Holland.....		271	2,399	822	1,946
Italy.....		10	10		
Japan.....					502
Mexico.....	3,196	2,599	2,453	2,202	1,418
Norway.....			75		1,817
Peru.....			19		
Philippines.....	69				
Sweden.....					209
Switzerland.....			106		
United States.....	11,690	14,813	24,808	30,109	33,427
Alaska.....			8	28	
Uruguay.....				68	
Other Foreign Countries.....				215	420
Totals, Foreign Countries.....	15,649	17,742	31,493	40,625	46,399
Totals.....	87,941	83,165	106,260	115,657	166,545

SESSIONAL PAPER No. 10

No. 23 —STATEMENT (by Countries) of the Values of the Principal Articles Exported from Canada during each Fiscal Year, 1909 to 1913.—*Con.*

PRINCIPAL ARTICLES AND COUNTRIES TO WHICH EXPORTED.	1909.	1910.	1911.	1912.	1913.
	\$	\$	\$	\$	\$
Paper:—					
To United Kingdom.....	1,608,324	913,532	841,531	613,687	557,010
Africa—British East.....	125,646	140,324	116,421	198,882	286,870
British South.....					
British West.....					
Australia.....	405,120	456,279	435,392	417,685	505,699
Bermuda.....	1,620	1,306	3,966	2,199	4,319
British Guiana.....	1,082	1,196	962	657	1,297
British Honduras.....	41				
British West Indies.....	17,054	6,224	10,324	8,450	5,197
East Indies—British India.....	358	358	1,539	673	2,205
Straits Settlements.....					
Other East Indies.....					
Hong Kong.....			40		25
Newfoundland.....	56,501	65,162	76,470	67,787	75,001
New Zealand.....	152,367	181,392	191,159	302,613	362,692
Other British Countries.....			1		
Totals, British Empire.....	2,367,755	1,765,773	1,677,805	1,612,633	1,830,315
Argentina Republic.....	30,024	27,511	39,451	15,537	6,733
Austria-Hungary.....	364	1,094			
Belgium.....	6,825	2,066	3,239	2,121	175
Bolivia.....	95		504	153	556
Brazil.....	3,679	7,501	8,427	5,407	1,205
Central American States—					
Costa Rica.....	634	4,160	327	3,042	3,574
Guatemala.....			2,037	1,038	932
Honduras.....				100	
Nicaragua.....				43	
Salvador.....			356	2,493	3,860
Chile.....	15,571		16,821	9,656	635
China.....	1	1,979	461	3,330	
Colombia.....		666	2,048	5,468	6,239
Cuba.....	40,654	24,470	51,280	121,636	61,413
Ecuador.....	553	98	1,580	1,101	390
France.....	526	163	1,416		
French Possessions—					
French Africa.....		15			
St. Pierre and Miquelon.....	21	32	97	44	127
Germany.....	296	5,766	5,454	493	155
Hayti.....		205	4,143	1,665	1,548
Holland.....		500	1,483		135
Holland Possessions, of—					
Dutch West Indies.....			38	182	40
Italy.....		65	18		
Japan.....	8,976	1,350	530	785	2,718
Mexico.....	15,411	15,252	21,205	16,006	14,148
Panama.....	1,609	1,528	2,060	2,699	3,423
Peru.....	8,979	37	1,387	1,024	322
Philippines.....	6,717	2,376			
Porto Rico.....	199				
Portuguese Possessions:—					
Portuguese Africa.....			18,418	6,610	
San Domingo.....		158	62	733	475
Spain.....	360				
Spanish Possessions—					
Canary Islands.....			87		
Switzerland.....		364	1,520	1,191	

No. 23 —STATEMENT (by Countries) of the Values of the Principal Articles Exported from Canada during each Fiscal Year, 1909 to 1913.—*Con.*

PRINCIPAL ARTICLES AND COUNTRIES TO WHICH EXPORTED.	1909.	1910.	1911.	1912.	1913.
	\$	\$	\$	\$	\$
Paper— <i>Con.</i>					
To United States.....	990,156	1,319,541	2,075,889	2,086,304	4,390,144
Alaska.....			654		
Uruguay.....	17,961		561	546	1,941
Venezuela.....	6,450	2,654	13,925	12,922	19,824
Other Foreign Countries.....					10
Totals, Foreign Countries.....	1,156,061	1,419,551	2,275,478	2,302,329	4,520,722
Totals.....	3,523,816	3,185,324	3,953,283	3,914,962	6,351,037
Provisions, viz:—Butter, cheese, eggs, lard and meat—					
To United Kingdom.....	31,325,827	30,071,269	29,816,821	31,705,062	26,513,656
Africa—British East.....					
British South.....	34,924	18,298	33,546	30,519	29,200
British West.....					
Australia.....	10,433	186	88	88	448
Bermuda.....	19,164	59,002	76,719	60,948	70,079
British Guiana.....	12,287	15,993	15,728	13,336	9,746
British Honduras.....		544	826	214	169
British West Indies.....	138,635	120,439	106,328	98,045	68,127
East Indies—British India.....			597	284	
Fiji.....	36	14	334		12
Hong Kong.....	2,452	733	1,193	1,457	3,335
Malta.....		1,008	1,575		
Newfoundland.....	186,304	180,968	222,283	284,333	312,943
New Zealand.....	549	1,267	467	645	631
Other British Countries.....	196	600			31
Totals, British Empire.....	31,730,807	30,470,321	30,276,505	32,194,931	27,008,377
Argentine Republic.....				153	
Belgium.....			1,539	4,050	
Central American States—					
Costa Rica.....			318	430	740
Guatemala.....			77		
Honduras.....	7,077	2,590	338		116
Nicaragua.....			3,464	3,711	3,146
Salvador.....					
China.....	648	909	1,040	1,302	1,305
Colombia.....	1,105	832		69	655
Cuba.....	355	9,527	1,446	602	3,378
Denmark.....		125			
Danish Possessions—					
Danish West Indies.....	6,355	7,150	3,682	4,957	3,765
France.....	265	5	7,832	20,382	44,442
French Possessions—					
St. Pierre and Miquelon.....	20,389	18,891	26,030	16,465	21,362
Germany.....	4,918	11,652	4,573	4,712	3,099
Holland.....		2,000			
Holland, Possessions of—					
Dutch Guiana.....		48			
Italy.....			1,737		
Japan.....	5,381	2,320	3,686	1,659	2,531
Korea.....		20	5	6	
Mexico.....	1,519	1,200	136	280	57
Panama.....	4,229	7,320	24,853	13,310	10,901
Peru.....			75		

SESSIONAL PAPER No. 10

No. 23 —STATEMENT (by Countries) of the Values of the Principal Articles Exported from Canada during each Fiscal Year, 1909 to 1913.—*Con.*

PRINCIPAL ARTICLES AND COUNTRIES TO WHICH EXPORTED.	1909.	1910.	1911.	1912	1913.
	\$	\$	\$	\$	\$
Provisions, viz.:—Butter, cheese, eggs, lard and meat— <i>Con.</i>					
Russia.....	40				
Spain.....				141	671
United States.....	382,118	361,957	261,115	325,431	264,200
Alaska.....			14,712	4,905	3,692
Other Foreign Countries.....	1				481
Totals, Foreign Countries.....	434,400	426,546	356,663	402,565	364,541
Totals.....	32,165,207	30,896,867	30,633,163	32,597,496	27,372,918
Rags—					
To United Kingdom.....	126,169	160,745	252,722	238,740	257,137
Newfoundland.....	45				146
Other British Countries.....					15
Totals, British Empire.....	126,214	160,745	252,722	238,740	257,298
Belgium.....	1,397	343	2,922	6,888	3,265
France.....		1,015	2,729	1,159	650
Germany.....	488	652		71	3,932
Holland.....				1,185	
Mexico.....			25		
United States.....	211,891	356,348	281,388	315,770	412,338
Alaska.....					
Other Foreign Countries.....				81	
Totals, Foreign Countries.....	213,776	358,358	287,064	325,154	420,205
Totals.....	339,990	519,103	539,786	563,894	677,503
Salt—					
To United Kingdom.....	3	14		720	
Africa—British East.....					
British South.....	179	97			
British West.....					
Australia.....			270		
Bermuda.....		4	3	7	
British West Indies.....	64		295		
Newfoundland.....	10,513	13,289	12,290	15,829	10,411
New Zealand.....			1,332	960	948
Other British Countries.....					
Totals, British Empire.....	10,759	13,404	14,190	17,516	11,359
French Possessions—					
St. Pierre and Miquelon.....				799	
Mexico.....	2	2			
United States.....	30,055	8,217	4,798	7,479	2,853
Alaska.....			23	967	
Other Foreign Countries.....					
Totals, Foreign Countries.....	30,057	8,219	4,821	9,245	2,853
Totals.....	40,816	21,623	19,011	26,761	14,212

4 GEORGE V., A. 1914

No. 23 —STATEMENT (by Countries) of the Values of the Principal Articles Exported from Canada during each Fiscal Year, 1909 to 1913.—*Con.*

PRINCIPAL ARTICLES AND COUNTRIES TO WHICH EXPORTED.	1909.	1910.	1911.	1912.	1913.
	\$	\$	\$	\$	\$
Seeds—					
To United Kingdom.....	1,092,819	3,042,817	2,519,897	1,204,254	4,866,954
Africa—British East.....	5			21	
British South.....					
British West.....					
Australia.....	2	3,025		1,254	9
Bermuda.....		500			
British West Indies.....		6	5	1	
East Indies—British India.....					10
Hong Kong.....		15			
Newfoundland.....	1,160	548	362	388	2,753
New Zealand.....	27,498	33,659	37,470	31,187	11,935
Other British Countries.....					57
Totals, British Empire.....	1,121,484	3,080,570	2,557,734	1,237,105	4,881,723
Austria-Hungary.....		46			
Belgium.....	350,293	81,180	1,563	32,580	26,353
China.....	7				
Denmark.....	2,676	6,837	32,286	5,200	8,951
France.....	1,850	8,904	5,940	13,718	11,448
French Possessions—					
St. Pierre and Miquelon.....		3	9		
Germany.....	19,850	123,384	192,113	59,371	125,289
Holland.....	68,059	36,917	5,488	3,002	3,832
Korea.....	12		30		
Russia.....		7,047			
Sweden.....		1,483			
United States.....	326,865	1,258,012	5,266,452	2,664,762	12,357,136
Alaska.....					
Other Foreign Countries.....					6
Totals, Foreign Countries..	769,612	1,523,813	5,503,881	2,778,633	12,533,015
Totals.....	1,891,096	4,604,383	8,061,615	4,015,738	17,414,738
Settlers' effects—					
To United Kingdom.....	172,463	165,332	152,513	178,021	211,464
Africa—British East.....	1,675	1,076	3,880	1,840	
British South.....					
British West.....					
Australia.....	3,836	5,140	3,252	8,312	5,635
Bermuda.....	1,225	1,852	1,745	857	970
British Guiana.....	145	105	5	20	200
British West Indies.....	5,827	3,743	3,931	3,943	5,103
East Indies—British India.....	1,668	170	2,477	200	675
Straits Settlements.....					
Other East Indies.....					
Fiji.....	720		35	50	
Hong Kong.....	1,150		4,082		129
Newfoundland.....	14,089	11,335	12,403	13,523	12,391
New Zealand.....	710	910	735	2,725	435
Other British Countries.....	1,607				
Totals, British Empire.....	205,115	189,663	185,208	209,711	237,010

SESSIONAL PAPER No. 10

No. 23—STATEMENT (by Countries) of the Values of the Principal Articles Exported from Canada during each Fiscal Year, 1909 to 1913.—*Con.*

PRINCIPAL ARTICLES AND COUNTRIES TO WHICH EXPORTED.	1909.	1910.	1911.	1912.	1913.
	\$	\$	\$	\$	\$
Settlers' effects— <i>Con.</i>					
To Austria-Hungary.....	40		500		55
Belgium.....	2,754	2,030	1,850	1,760	661
Chile.....	115				
China.....	9,037	8,881	11,044	2,417	11,390
Cuba.....	105	2,166	708	958	210
Denmark.....				850	600
France.....	3,496	12,161	13,690	8,767	16,982
French Possessions—					
St. Pierre and Miquelon.....	260	110	110		
Other French Possessions.....		50			
Germany.....	1,355	3,550	6,663	1,029	2,495
Hawaii.....	250	616	3,925	440	845
Holland.....	1,390	700		1,475	243
Italy.....	1,644	50	1,168	150	2,000
Japan.....	1,759	4,265	2,695	2,236	6,992
Korea.....	150	285	60	225	
Mexico.....	4,156	3,729	1,370	2,965	430
Norway.....			1,865	435	80
Philippines.....	82				1,300
Roumania.....	3,000		300		
Spain.....	45				
Sweden.....		20		50	200
Switzerland.....				5,060	
Turkey.....				2,726	
United States.....			1,892,644	1,916,883	2,153,476
Alaska.....	1,665,084	2,195,190	3,728	335	1,539
Other Foreign Countries.....				500	2,272
Totals, Foreign Countries.....	1,694,772	2,233,803	1,942,320	1,950,261	2,201,770
Totals.....	1,899,887	2,423,466	2,127,528	2,159,972	2,438,780
Ships sold to other countries—					
To United Kingdom.....				750	1-5
Australia.....	400				
British West Indies.....	56,400	50,500	25,700	35,800	
Newfoundland.....	77,800	4,400	17,700	18,441	34,155
Other British Countries.....					485
Totals, British Empire.....	134,600	54,900	43,400	54,991	34,855
Central American States—					
Nicaragua.....					2,000
Cuba.....					7,000
French Possessions—					
St. Pierre and Miquelon.....	800		3,200	2,400	11,500
Greece.....			130,426		58,400
Holland, Possessions of—					
Dutch West Indies.....	8,400				
Italy.....		51,100			
Japan.....	5,000				
United States.....			10,845	18,125	28,345
Alaska.....	85,842	3,570			300
Other Foreign Countries.....					
Totals, Foreign Countries.....	100,042	54,670	144,471	20,525	107,545
Totals.....	234,642	109,570	187,871	75,516	142,400

No. 23 —STATEMENT (by Countries) of the Values of the Principal Articles Exported from Canada during each Fiscal Year, 1909 to 1913.—*Con.*

PRINCIPAL ARTICLES AND COUNTRIES TO WHICH EXPORTED.	1909.	1910.	1911.	1912.	1913.
	\$	\$	\$	\$	\$
Soap—					
To United Kingdom	17,629	603	1,192	664	1,277
Africa—British East.....	}	120	240	270	20
British South.....					
British West.....					
Australia.....	50	125	31		
Bermuda.....	895	1,004	21	1,497	3
British Guiana.....	296		485		
British West Indies.....	18,779	13,110	15,758	15,928	19,006
Hong Kong.....			10		
Newfoundland.....	2,785	4,843	1,699	1,686	1,382
New Zealand.....	131	184	210	20	227
Other British Countries.....					
Totals, British Empire.....	40,556	19,989	19,646	20,065	21,915
Argentina Republic.....	900		800		800
Belgium.....			12		
China.....	17	11	7		
France.....			105		6
Japan.....	9,196	6,175	4,226	3,234	30
Korea.....		4		4	
Mexico.....	10				
Philippines.....		50			
United States.....	534	2,995	877	800	2,428
Alaska.....			42	76	12
Other Foreign Countries.....					
Totals, Foreign Countries....	10,657	9,235	6,069	4,114	3,276
Totals.....	51,213	29,224	25,715	24,179	25,191
Spirits and wines—					
To United Kingdom	94,014	85,431	106,908	191,987	159,481
Africa—British East.....	4,027	3,611	1,027	356	238
British South.....			3,658	3,093	2,193
British West.....					
Australia.....	9,364	5,886	5,195	5,335	8,549
Bermuda.....	104	544	647	1,316	461
British Guiana.....	836	428	315	232	385
British Honduras.....	2,396	700	5,272	5,395	5,516
British West Indies.....	5,858	6,894	6,397	4,627	6,454
East Indies—British India.....	1,238	285	723	619	1,664
Straits Settlements.....					
Other East Indies.....					
Fiji.....			39		
Hong Kong.....	525	475	35	238	746
Newfoundland.....	2,663	3,462	2,774	3,475	3,005
New Zealand.....	1,788	2,967	4,038	4,042	1,680
Other British Countries.....	24	71			
Totals, British Empire.....	122,837	110,754	137,028	220,915	190,372
Argentina Republic.....	5,248	4,800	9,000	7,247	9,000
Belgium.....	3,924		230	1,876	
Bolivia.....	195	356	2,567	2,202	1,916
Brazil.....	1,189	1,900	2,208	2,890	7,013

SESSIONAL PAPER No. 10

No. 23 —STATEMENT (by Countries) of the Values of the Principal Articles Exported from Canada during each Fiscal Year, 1909 to 1913.—*Con.*

PRINCIPAL ARTICLES AND COUNTRIES TO WHICH EXPORTED.	1909.	1910.	1911.	1912.	1913.
	\$	\$	\$	\$	\$
Spirits and wines— <i>Con.</i>					
To Central American States—					
Costa Rica.....			15,264	15,772	20,041
Guatemala.....			14,135	15,583	18,327
Honduras.....	44,339	56,725	807	1,711	1,823
Nicaragua.....			2,184	2,475	1,919
Salvador.....			824	1,011	1,456
Chile.....	1,848	7,159	5,075	5,539	4,565
China.....	1,632	884	950	1,424	1,427
Colombia, U. S. of.....	61	185	79	124	48
Cuba.....	4,394	4,483	4,359	6,460	5,626
Danish Possessions.....					
Danish West Indies.....	514	611	380		570
Ecuador.....	174	954	427	1,841	2,519
Egypt and Soudan.....	7,022	11,355	8,784	3,563	4,535
France.....	59,255	65,797	70,708	55,945	158,486
French Possessions—					
St. Pierre and Miquelon.....	1,125	1,208	763	1,003	953
Germany.....	1,988	7,175	2,993	3,644	16,531
Hawaii.....	4,676	5,959	5,615	5,479	5,704
Hayti.....			119		10
Holland.....	1	5,125	51,919		14,797
Holland, Possessions of—					
Dutch Guiana.....		168	105	214	224
Dutch West Indies.....	91	95	285		
Italy.....	980	1,453	1,137	1,605	1,857
Japan.....	1	822	4,660	413	214
Mexico.....	14,333	25,183	18,898	16,498	21,900
Panama.....	1,765	2,081	48,448	732	12,045
Peru.....	2,284	5,106	593	1,028	3,689
Philippines.....	18,293	14,345	10,536	6,039	2,851
Porto Rico.....		142	332	4	24
Portuguese Possessions—					
Portuguese Africa.....	262		356	95	95
Spain.....			363	2	
Sweden.....	359	256	243	491	723
United States.....			820,409	823,908	866,611
Alaska.....	894,343	881,826	807	4,681	2,780
Venezuela.....	1,224	1,916	847	887	670
Other Foreign Countries.....				50	774
Totals, Foreign Countries.....	1,071,520	1,108,069	1,107,409	992,436	1,191,723
Totals.....	1,194,357	1,218,823	1,244,437	1,213,351	1,382,095
Stone and manufactures of—					
To United Kingdom.....	375	592	50	2,162	333
Australia.....	33		2,678	206	60
Bermuda.....	120	181	175	90	260
British Guiana.....	77				
British West Indies.....	775	66	170	200	40
Newfoundland.....	844	1,251	1,879	2,984	1,512
New Zealand.....			4,575	141	
Other British Countries.....				75	
Totals, British Empire.....	2,224	2,090	9,527	5,858	2,205
Cuba.....	200	2			1,500
Denmark.....				20	
French Possessions—					
St. Pierre and Miquelon.....	11			4	27
Mexico.....	117		1,143		
Panama.....		62	66	52	30

4 GEORGE V., A. 1914

No. 23 —STATEMENT (by Countries) of the Values of the Principal Articles Exported from Canada during each Fiscal Year, 1909 to 1913.—*Con.*

PRINCIPAL ARTICLES AND COUNTRIES TO WHICH EXPORTED.	1909.	1910.	1911.	1912.	1913.
	\$	\$	\$	\$	\$
Stone and manufactures of— <i>Con.</i>					
To Switzerland.....			176	136	
United States.....	565,127	786,657	932,198	954,763	995,510
Alaska.....			6	15	20
Other Foreign Countries.....					37
Totals, Foreign Countries.....	565,455	786,721	933,589	954,990	997,124
Totals.....	567,679	788,811	943,116	960,848	999,329
Sugar and molasses—					
To United Kingdom.....	3,699	9,332	4,467	8,031	7,706
Africa—British East.....		1,238	646	17,463	1,694
British South.....					
British West.....					
Australia.....		10		2	
Bermuda.....	154	411	124	115	163
British Guiana.....				31	
British West Indies.....	307	165	854	670	433
Fiji.....			4	69	
Newfoundland.....	30,340	37,518	24,157	44,452	76,274
New Zealand.....		120		128	379
Other British Countries.....				2	
Totals, British Empire.....	34,500	48,794	30,252	70,963	86,649
Belgium.....				48	121
China.....		15	2,645	78	
Cuba.....	5,107	28,493	43,282	46,967	
France.....	16	43	122	410	4
French Possessions—					
St. Pierre and Miquelon.....	453	359	520	448	686
Germany.....		6			
Holland.....			1		80
Japan.....			1,746	650	729
Korea.....		5		6	
Mexico.....	12	19			
United States.....	132,745	148,188	127,368	213,933	133,458
Alaska.....			722	160	341
Other Foreign Countries.....					
Totals, Foreign Countries.....	138,333	177,128	176,406	262,700	135,419
Totals.....	172,833	225,922	206,658	333,663	222,068
Tallow—					
To United Kingdom.....	22,952	8,425	400	60,216	55,689
British West Indies.....	8			15	
Newfoundland.....	1,266	875	1,116	1,625	924
Other British Countries.....					
Totals, British Empire.....	24,226	9,300	1,516	61,856	56,613
Austria-Hungary.....				3,917	
Belgium.....				10,860	8,512
France.....		1,200		8,885	
Germany.....		4,285		6,185	13,007
Holland.....	4,033			6,185	1,100
Japan.....				600	
Mexico.....	6,098	7,740			

SESSIONAL PAPER No. 10

No. 23 — STATEMENT (by Countries) of the Values of the Principal Articles Exported from Canada during each Fiscal Year, 1909 to 1913.—*Con.*

PRINCIPAL ARTICLES AND COUNTRIES TO WHICH EXPORTED.	1909.	1910.	1911.	1912.	1913.
	\$	\$	\$	\$	\$
Tallow— <i>Con.</i>					
To United States	529	283	480	10,978	44,192
Alaska					
Other Foreign Countries					
Totals, Foreign Countries	10,660	13,508	480	47,610	66,811
Totals	34,886	22,808	1,996	109,466	123,424
Tar—					
To United Kingdom	815		176		
Africa—British East					
British South	1,005	35		375	2,123
British West					
British Guiana		51	38		
British West Indies		14	143	8	46
Newfoundland	14,271	19,156	24,893	8,729	7,014
Other British Countries				50	
Totals, British Empire	16,091	19,256	25,250	9,162	9,183
Belgium	14,609	18,314	17,286		41,625
France	37,176	19,618		24	
Italy	17,341				
United States	21,062	31,649	16,961	32,604	19,740
Alaska					
Other Foreign Countries					
Totals, Foreign Countries	90,188	69,581	34,247	32,628	61,365
Totals	106,279	88,837	59,497	41,790	70,548
Tea—					
To United Kingdom	15,759	1,892	8,364	1,024	1,140
Bermuda	4,095	5,358	3,675	4,978	3,769
British Guiana			60		
British West Indies	1,337	1,073	1,532	1,245	823
Hong Kong		12	60		
Newfoundland	15,821	21,875	13,861	20,307	18,310
Other British Countries	3	18			
Totals, British Empire	37,015	30,228	27,552	27,554	24,042
Danish Possessions—					
Danish West Indies	20	42	16		
French Possessions—					
St. Pierre and Miquelon	1,247	575	677	1,452	1,208
Japan			21		
Mexico	41				14
United States	865,815	711,125	645,402	721,953	801,705
Alaska			621	128	79
Other Foreign Countries			2	12	9
Totals, Foreign Countries	867,123	711,742	646,739	723,545	803,015
Totals	904,138	741,970	674,291	751,099	827,057

4 GEORGE V., A. 1914

No. 23 —STATEMENT (by Countries) of the Values of the Principal Articles Exported from Canada during each Fiscal Year, 1909 to 1913.—*Con.*

PRINCIPAL ARTICLES AND COUNTRIES TO WHICH EXPORTED.	1909.	1910.	1911.	1912.	1913.
	\$	\$	\$	\$	\$
Tobacco and manufactures of—					
To United Kingdom.....	26,912	19,535	18,036	8,596	5,159
Africa—British East.....	90	310	{	{	{
British South.....					
British West.....					
Australia.....	548	47	48	15	31
Bermuda.....	125		74		
British Guiana.....	221	147			
British West Indies.....	171				
East Indies—British India.....	{	38	{	{	{
Straits Settlements..					
Other East Indies...					
Fiji.....	15				
Hong Kong.....	171				
Newfoundland.....	21,937	10,734	3,944	1,714	1,654
New Zealand.....	26	570	307	285	165
Other British Countries.....					
Totals, British Empire.....	50,216	31,381	22,409	10,610	7,009
Belgium.....	10,422	7,019	16,113	15,431	10,247
Cuba.....	431		1,630		
France.....	5				
French Possessions—					
St. Pierre and Miquelon.....	559	50			
Germany.....	9,428	1,201	3,162	6,314	9,791
Holland.....	987	8,952	13,563	26,011	39,014
Holland, Possessions of—					
Dutch Guiana.....	28				
Mexico.....				23	23
Spanish Possessions—					
Spanish Africa.....		496			
United States.....	172,562	203,634	{	{	{
Alaska.....					
Other Foreign Countries.....					
Totals, Foreign Countries....	194,422	221,352	205,036	163,900	159,095
Totals.....	244,638	252,733	227,445	174,600	166,104
Vegetables—					
To United Kingdom.....	28,174	56,703	15,294	10,786	20,431
Africa—British East.....	117	691	{	{	{
British South.....					
British West.....					
Australia.....		78	338	166	125
Bermuda.....	16,271	31,637	18,704	27,551	36,000
British Guiana.....	44,993	55,531	45,959	44,083	40,908
British West Indies.....	57,648	50,491	61,263	36,002	37,572
Fiji.....	4,405	4,208	3,306	2,530	3,599
Hong Kong.....		20			120
Newfoundland.....	42,165	37,835	26,117	56,613	73,524
New Zealand.....	690				25
Other British Countries.....	168	375			
Totals, British Empire.....	194,631	237,569	174,794	180,402	212,950
Argentine Republic.....			58	50	
Belgium.....	2		10		188

SESSIONAL PAPER No. 10

No. 23—STATEMENT (by Countries) of the Values of the Principal Articles Exported from Canada during each Fiscal Year, 1909 to 1913.—*Con.*

PRINCIPAL ARTICLES AND COUNTRIES TO WHICH EXPORTED.	1909.	1910.	1911.	1912.	1913.
	\$	\$	\$	\$	\$
Vegetables— <i>Con.</i>					
To Central American States—					
Costa Rica.....					
Guatemala.....					
Honduras.....	3,800				
Nicaragua.....					
Salvador.....					
China.....	13	414	86		55
Colombia.....	2,782	1,303	207		156
Cuba.....	502,979	607,370	465 750	402,444	469,747
Danish Possessions—					
Danish West Indies.....	25	30			
France.....	195	3	5	100	587
French Possessions—					
St. Pierre and Miquelon.....	7,258	6,734	8,710	7,189	6,177
Germany.....			570		
Holland.....		3,000	6	5	
Holland, Possessions of—					
Dutch Guiana.....		4,034			29
Japan.....			3		
Korea.....		25			
Mexico.....	5,059	2,889	11,863	7,240	
Panama.....	964	1,868	592	1,370	1,373
Philippines.....	2,600		270		1,144
Porto Rico.....	2,258	947	158	273	
Russia.....			162		
United States.....	507,119	683,908	481,854	426,533	351,078
Alaska.....			1,603	566	571
Other Foreign Countries.....					
Totals, Foreign Countries.....	1,035,054	1,312,525	951,907	845,770	831,105
Totals.....	1,229,685	1,550,094	1,126,701	1,026,172	1,044,055
Wood and manufactures of—					
To United Kingdom.....	11,505,873	12,567,647	13,017,310	12,143,030	11,646,110
Africa—British East.....			30		259
British South.....	115,566	234,279	373,399	291,537	251,141
British West.....			556		2,623
Australia.....	483,420	587,255	678,053	524,394	499,386
Bermuda.....	25,031	26,400	21,296	64,179	38,899
British Guiana.....	25,845	33,897	22,174	27,467	38,561
British West Indies.....	225,611	253,621	301,546	324,795	319,951
East Indies—British India.....			513	2,434	419
Straits Settlements.....	759	1,033		7,034	
Other East Indies.....				104	45
Fiji.....	42,061	48,245	50,521	50,776	50,112
Hong Kong.....	9,190	30,347	27,063	3	
Newfoundland.....	41,213	45,837	49,732	41,044	92,942
New Zealand.....	178,624	70,217	124,116	105,994	83,420
Other British Countries.....	103	35		366	70
Totals, British Empire.....	12,653,302	13,898,783	14,666,309	13,583,207	13,023,938
Argentina Republic.....	1,554,383	2,556,940	2,533,651	2,419,979	1,463,312
Austria-Hungary.....		37		242	157
Belgium.....	53,861	72,902	32,676	36,984	22,723
Brazil.....	56,803	23,632	75,948	48,936	45,702

No. 23 —STATEMENT (by Countries) of the Values of the Principal Articles Exported from Canada during each Fiscal Year, 1909 to 1913.—*Con.*

PRINCIPAL ARTICLES AND COUNTRIES TO WHICH EXPORTED.	1909.	1910.	1911.	1912.	1913.
	\$	\$	\$	\$	\$
Wood and manufactures of— <i>Con.</i>					
To Central American States—					
Costa Rica.....					
Guatemala.....					
Honduras.....		814		1,294	
Nicaragua.....					
Salvador.....					
Chile.....	72,509	186,754	119,486	20,150	74,467
China.....	94,697	51,015	14,249	2,182	6,271
Colombia.....		232		560	
Cuba.....	228,049	308,057	329,440	421,832	360,049
Denmark.....	840	301	35	666	
Danish Possessions—					
Danish West Indies.....	2,432	1,980	3,207	367	368
Greenland, Iceland, &c.....		24			
Ecuador.....			32		
Egypt and Soudan.....	59		60		
France.....	104,598	100,746	174,686	97,777	31,540
French Possessions—					
French Africa.....	22,348	85		18,331	
French West Indies.....		2,632	5,436	4,538	9,659
St. Pierre and Miquelon.....	21,237	20,448	10,978	9,174	12,564
Other French Possessions.....	19,800		739		
Germany.....	3,254	18,720	11,258	14,220	27,212
Greece.....			1,525		
Hawaii.....			13		
Hayti.....			942	1,307	4,882
Holland.....	3,263	4,279	4,425	9,060	20,358
Holland, Possessions of—					
Dutch Guiana.....		39		151	64
Dutch West Indies.....				490	
Italy.....	14,088	2,158	1,635		
Japan.....	49,984	25,118	43,042	61,142	183,902
Korea.....	28	106			
Mexico.....	89,708	144,911	32,186	22,436	21,826
Norway.....		287		14,999	
Panama.....	7,450	1,089	915	901	200
Peru.....	73,757	68	21,257		
Philippines.....	1,932	26	10		
Porto Rico.....	80,545	65,426	49,198	50,388	40,065
Portugal.....	22,333	10,199	14,242	30,132	356
Portuguese Possessions—					
Azores and Maderia.....	20,385		26,680	15,860	32,690
Portuguese Africa.....	8,349	3,617	663	1,059	73
Russia.....				5,601	2,408
San Domingo.....			3,934	1,026	
Spain.....	16,960	33,027	424	36,376	840
Spanish Possessions—					
Canary Islands.....			19,127	6,607	12,923
Spanish Africa.....	28,264	31,136			
Sweden.....		5			
Switzerland.....			8		34
Turkey.....				900	
United States.....				30,065,206	34,703,130
Alaska.....	29,595,046	36,120,828	34,015,911	4,376	622
Uruguay.....	56,013	83,293	45,091	142,194	40,781
Venezuela.....			3,217		507
Other Foreign Countries.....				189	260
Totals, Foreign Countries.....	32,303,027	39,870,831	37,600,707	33,563,509	37,119,945
Totals.....	44,956,329	53,769,614	52,267,016	47,146,716	50,143,883

SESSIONAL PAPER No. 10

No. 23.—STATEMENT (by Countries) of the Values of the Principal Articles Exported from Canada during each Fiscal Year, 1909 to 1913.—*Con.*

PRINCIPAL ARTICLES AND COUNTRIES TO WHICH EXPORTED.	1909.	1910.	1911.	1912.	1913.
	\$	\$	\$	\$	\$
Wool and manufactures of—					
To United Kingdom.....	51,324	104,248	193,594	96,119	184,755
Africa—British East.....			150	23	
British South.....					
British West.....					
Australia.....	182	24	526	165	96
Bermuda.....		188		121	134
British West Indies.....	162	152	110	264	167
Hong Kong.....			20		
Newfoundland.....	14,477	25,098	10,966	18,957	24,380
New Zealand.....			911	15	
Other British Countries.....					
Totals, British Empire.....	66,145	129,710	206,277	115,664	209,532
Austria-Hungary.....		20	7	140	324
Belgium.....	460	453	8,683	160	256
China.....		26		1,572	1,444
France.....	5,875	4,986	6,141	9,104	3,047
French Possessions—					
St. Pierre and Miquelon.....		35	9		58
Germany.....	209	78	57	3,608	478
Holland.....		600	63	250	
Italy.....	500				
Japan.....	3	11	2	56	335
United States.....			126,835	139,307	98,898
Alaska.....	230,066	502,662	44	101	
Other Foreign Countries.....				101	216
Totals, Foreign Countries.....	237,113	508,871	141,891	154,399	105,056
Totals.....	303,258	638,581	348,168	270,067	314,588
Coin and bullion—					
To United Kingdom.....	252	3,619	2,140	20,034	
Hong Kong.....	6,820	5,760	5,785	1,970	1,470
Newfoundland.....	751		105	756	620
Other British Countries.....					
Totals, British Empire.....	7,823	9,379	8,030	22,760	2,090
China.....		40			
Mexico.....		48,666			
United States.....			7,188,125	7,578,339	16,148,707
Alaska.....	1,581,970	2,536,451			12,905
Other Foreign Countries.....					
Totals, Foreign Countries.....	1,581,970	2,585,157	7,188,125	7,578,339	16,161,612
Totals.....	1,589,793	2,594,536	7,196,155	7,601,099	16,163,702

4 GEORGE V., A. 1914

No. 24—STATEMENT of the Values of the Principal and Other Articles entered 1874 to 1913, inclusive, showing in each case the portion taken from the United

FISCAL YEARS.	ALE, BEER AND PORTER.				ANIMALS,			
	Dutiable.				Dutiable.			
	United Kingdom.	United States.	Other Countries.	Totals.	United Kingdom.	United States.	Other Countries.	Totals.
	\$	\$	\$	\$	\$	\$	\$	\$
1874.....	238,920	5,113	140	244,173	1,650	518,318	447	520,415
1875.....	202,609	4,853	695	208,157	799	580,468	242	581,509
1876.....	158,308	10,969	103	169,380	807	423,647	185	424,639
1877.....	130,962	18,836	161	149,959	865	494,350	265	495,480
1878.....	125,846	25,253	28	151,127	2,584	287,400	512	290,496
1879.....	119,831	21,225	62	141,118	371	275,930	785	277,086
1880.....	100,287	13,360	189	113,836	504	263,903	219	264,626
1881.....	124,502	9,377	740	134,619	1,330	310,729	161	312,220
1882.....	147,543	11,333	158,876	597	434,848	442	435,887
1883.....	166,911	40,897	23	207,831	566	516,374	308	517,248
1884.....	187,460	33,910	10	221,380	2,730	574,885	132	577,747
1885.....	153,768	32,150	54	185,972	1,339	348,971	58	350,368
1886.....	144,091	30,458	139	174,688	854	369,633	141	370,628
1887.....	143,204	40,158	397	183,759	2,807	265,541	52	268,400
1888.....	136,801	41,291	3,017	181,109	4,111	249,685	63	253,859
1889.....	146,104	44,589	2,147	192,840	4,913	299,300	82	304,385
1890.....	157,020	62,272	2,636	221,928	2,565	345,368	45	347,978
1891.....	164,939	68,794	1,626	235,359	2,492	259,234	356	262,082
1892.....	145,030	81,011	3,361	229,402	4,263	256,956	870	262,089
1893.....	136,115	37,452	1,580	175,147	2,855	202,103	1,554	206,512
1894.....	119,503	41,456	1,225	162,184	3,136	161,742	2,438	167,316
1895.....	96,269	27,355	2,442	126,066	1,044	162,934	913	164,891
1896.....	94,031	42,693	863	137,587	555	182,429	552	183,536
1897.....	85,261	58,543	1,013	144,817	311	262,241	343	262,895
1898.....	95,035	59,532	481	155,048	777	433,634	1,395	435,806
1899.....	95,256	72,747	268	168,271	28	583,909	362	584,299
1900.....	101,792	95,721	739	98,252	777	546,083	164	547,024
1901.....	97,929	85,095	702	183,726	1,132	624,252	7	625,391
1902.....	111,022	94,259	1,601	206,882	678	1,064,310	1,064,988
1903.....	108,907	140,990	1,360	251,257	307	1,507,196	116	1,507,619
1904.....	123,473	155,793	3,708	282,974	745	1,537,498	3,737	1,541,980
1905.....	134,458	182,789	6,461	323,708	3,590	1,037,277	244	1,041,111
1906.....	161,453	242,002	10,020	413,475	319	1,187,217	283	1,187,819
1907 (9 months).....	147,059	259,730	6,367	413,156	1,482	967,977	982	970,441
1908.....	221,385	398,054	11,496	630,935	2,199	636,729	1,817	640,745
1909.....	209,720	312,657	8,801	531,178	6,137	556,897	4,716	567,750
1910.....	219,461	327,474	11,591	558,526	12,833	652,112	6,812	671,757
1911.....	271,836	410,715	12,796	695,347	14,353	1,061,318	5,069	1,080,740
1912.....	363,603	569,108	18,692	951,403	10,826	2,667,960	9,390	2,688,176
1913.....	454,388	868,362	24,511	1,347,261	33,283	2,456,081	29,885	2,519,249

SESSIONAL PAPER No. 10

for Consumption in Canada (both Dutiable and Free) during each Fiscal Year Kingdom, the United States and Othes Countries.

LIVING				ARTICLES FOR THE ARMY AND NAVY.				FISCAL YEARS.
Free.				Free.				
United Kingdom.	United States.	Other Countries.	Totals.	United Kingdom.	United States.	Other Countries.	Totals.	
\$	\$	\$	\$	\$	\$	\$	\$	
69,400	50,989	120,389	78,620	2,729	10	81,359	1874
111,811	109,853	221,664	100,387	1,406	254	102,047	1875
154,440	181,308	335,748	139,033	2,848	44	141,925	1876
91,851	117,933	209,784	56,529	638	57,167	1877
19,747	129,331	120	149,198	57,958	1,514	59,472	1878
33,816	88,186	8	122,010	174,735	1,589	579	176,903	1879
26,510	49,654	200	76,364	78,882	4,869	48	83,799	1880
156,567	76,450	233,017	108,163	3,274	115	111,552	1881
200,796	157,725	4,300	362,821	106,210	8,271	266	114,747	1882
266,716	479,958	54	746,728	94,350	5,772	141	100,263	1883
293,157	329,148	12,799	635,104	94,494	5,099	323	99,916	1884
241,282	551,388	4,466	797,136	138,085	49,876	65	188,026	1885
265,415	290,489	3,359	559,263	128,914	19,815	39	148,768	1886
274,305	604,774	2	879,081	63,030	4,634	59	67,723	1887
253,363	305,316	6,818	565,497	57,259	5,919	285	63,463	1888
235,480	285,403	2,226	523,109	117,733	5,082	60	122,875	1889
168,991	298,455	11,746	479,192	363,041	7,693	177	370,911	1890
141,832	305,932	447,764	396,915	12,257	20	409,192	1891
116,387	229,611	10,189	356,187	484,963	3,547	25	488,535	1892
72,129	233,249	900	306,278	634,139	4,015	74	638,228	1893
59,301	238,773	1,880	299,954	465,770	4,738	391	470,899	1894
11,906	167,311	15	179,232	547,247	4,209	976	552,432	1895
28,057	149,327	3,069	180,453	468,921	5,402	224	474,547	1896
16,704	118,303	135,007	1,683,694	5,466	5,569	1,694,729	1897
20,296	155,320	100	175,716	625,653	10,666	393	636,712	1898
57,920	135,753	75	193,748	382,625	6,184	285	389,094	1899
120,035	174,398	60	294,493	550,282	46,961	608	597,851	1900
166,988	127,371	290	294,649	597,078	34,410	2,291	633,779	1901
114,945	257,361	2,094	374,370	466,392	57,707	1,492	525,591	1902
209,072	608,225	16,764	834,061	70,728	19,768	1,074	91,570	1903
313,468	405,627	7,810	726,905	8,592	15,493	60	24,145	1904
353,818	389,546	25,164	768,528	6,705	5,969	491	13,165	1905
384,036	497,767	34,082	915,885	5,782	1,689	473	7,944	1906
731,636	428,944	12,037	1,172,617	440	258	698	(9 months) 1907
527,600	444,073	37,156	1,008,829	1,584	543	2,127	1908
323,183	369,085	25,370	717,638	703	1,418	2,121	1909
537,647	437,569	69,203	1,044,419	585	2,205	178	2,968	1910
581,300	439,500	141,719	1,162,519	1,986	1,900	2,232	6,118	1911
645,961	481,987	93,789	1,221,759	9,192	1,456	599	11,247	1912
639,933	451,549	91,748	1,183,230	3,492	13,993	970	18,365	1913

4 GEORGE V., A. 1914

No. 24—STATEMENT of the Values of the Principal and Other Articles entered
1874 to 1913,

FISCAL YEARS.	ARTICLES FOR USE OF DOMINION GOVERNMENT.				BAKING POWDER			
	Free.				Dutiable			
	United Kingdom.	United States.	Other Countries.	Totals.	United Kingdom.	United States.	Other Countries.	Totals.
	\$	\$	\$	\$	\$	\$	\$	\$
1874.....	543,726	238,886		782,612	Not separately stated prior to 1877. {			
1875.....	314,546	367,587	614	682,747				
1876.....	758,271	190,545	150	948,966				
1877.....	65,357	16,271		81,628				
1878.....	146,899	23,331		170,230				
1879.....	112,744	13,405	200	126,349	139	22,814		22,953
1880.....	80,469	92,410		172,879	40	25,185		25,225
1881.....	124,024	283,639	1,027	408,690	34	23,017		23,051
1882.....	301,560	161,577	1,055	464,192	171	35,731		35,902
1883.....	191,005	176,572	271	367,848	115	50,273		50,388
1884.....	172,776	183,189	4,566	360,531	1,054	76,692		77,746
1885.....	995,455	173,964	1,862	1,171,281	424	85,493		85,827
1886.....	291,671	170,788	2,615	465,074	586	103,367		103,953
1887.....	503,285	156,329	11,030	670,644	67	121,664		121,731
1888.....	355,382	224,969	2,267	582,618	5	96,470		96,475
1889.....	450,667	197,947	15,406	664,020	129	91,786		91,915
1890.....	466,016	123,401	12,532	601,949	252	90,253		90,505
1891.....	186,043	228,129	2,619	416,791	466	94,016		94,482
1892.....	185,111	109,823	4,207	299,141	592	105,104		105,696
1893.....	242,040	108,251	7,760	358,051	120	105,117		105,237
1894.....	265,357	146,144	12,721	424,222	6	101,494		101,500
1895.....	77,243	108,849	21,490	207,582	65	93,842		93,907
					48	86,863		86,911
1896.....	184,412	125,341	5,014	314,767	86	81,502		81,588
1897.....	89,609	141,096	4,106	234,811	676	79,181		79,857
1898.....	184,765	155,643	13,959	354,367	154	101,801		101,955
1899.....	190,543	656,768	12,054	859,365	498	93,155		93,653
1900.....	306,427	376,296	30,084	712,807	1,002	103,999		105,001
1901.....	474,127	1,092,198	84,488	1,650,813	185	101,416	2	101,603
1902.....	710,823	1,871,781	25,996	2,608,600	127	93,582		93,709
1903.....	855,527	386,102	170,098	1,411,727	90	107,480		107,570
1904.....	1,490,630	495,958	414,497	2,401,085	264	109,679		109,943
1905.....	626,023	940,888	125,454	1,692,365	206	122,539		122,745
1906.....	794,707	829,551	208,550	1,832,808	8	138,577		138,585
1907 (9 months).....	1,109,786	250,178	43,578	1,403,542	54	83,362	27	83,443
1908.....					200	128,084	143	128,427
1909.....					294	134,747		135,041
1910.....					753	151,792		152,545
1911.....					757	117,862		118,619
1912.....					813	151,912		152,725
1913.....					1,563	177,778		179,341

SESSIONAL PAPER No. 10

for Consumption in Canada (both Dutiable and Free) during each Fiscal Year inclusive, &c.—*Continued.*

BOOKS, MAPS, PAMPHLETS, PERIODICALS, &c.								
Dutiable.				Free.				FISCAL YEARS.
United Kingdom.	United States.	Other Countries.	Totals.	United Kingdom	United States.	Other Countries.	Totals.	
\$	\$	\$	\$	\$	\$	\$	\$	
461,142	518,018	67,914	1,047,074	1874
483,072	605,463	62,158	1,150,693	1875
343,242	527,457	52,516	923,215	1876
399,448	517,983	56,327	973,758	1877
390,772	526,619	72,721	990,112	1878
357,212	478,618	65,628	901,458	2,358	2,358	1879
340,347	448,698	58,975	848,020	6,405	23,336	29,741	1880
390,001	511,493	84,980	986,474	38,516	46,449	84,965	1881
430,148	680,405	91,260	1,201,813	37,892	63,469	101,361	1882
456,999	778,630	92,704	1,328,333	42,933	55,794	2,538	101,265	1883
408,910	770,815	76,676	1,256,401	72,741	58,878	8,094	139,713	1884
381,195	726,353	60,157	1,167,705	62,340	75,139	11,194	148,973	1885
364,772	724,661	61,814	1,151,247	54,674	66,445	12,109	133,228	1886
420,465	793,909	70,928	1,285,392	55,093	68,673	12,280	136,046	1887
381,101	736,666	100,023	1,217,790	20,314	58,195	941	79,450	1888
406,019	739,569	116,194	1,261,782	24,542	55,741	1,158	81,441	1889
442,543	755,236	106,605	1,304,384	36,276	49,820	2,061	88,157	1890
402,148	692,932	117,260	1,212,340	67,571	48,045	9,942	125,558	1891
398,052	701,430	123,521	1,223,003	41,448	49,103	15,555	106,106	1892
376,365	701,574	130,567	1,208,506	42,674	44,327	5,039	92,040	1893
324,984	631,825	106,572	1,063,381	65,224	63,383	38,517	167,124	1894
213,025	499,581	75,414	788,020	121,355	151,304	39,877	312,536	1895
219,012	507,308	76,670	802,990	133,273	176,502	40,098	349,873	1896
205,706	535,946	72,511	814,163	139,790	203,803	40,342	383,935	1897
185,008	578,220	51,757	814,985	255,811	242,759	50,121	548,691	1898
222,442	695,134	59,083	976,659	157,818	270,152	42,492	470,462	1899
203,167	729,099	64,122	996,388	133,528	365,920	66,248	565,696	1900
228,885	790,827	69,656	1,089,368	162,540	349,029	62,802	574,371	1901
194,645	823,057	67,431	1,085,133	156,507	355,603	64,424	576,534	1902
235,293	947,435	87,664	1,270,392	186,922	414,538	81,980	683,440	1903
254,513	1,071,698	81,765	1,407,976	216,120	482,227	84,062	782,409	1904
304,980	1,224,218	71,865	1,601,063	242,761	503,456	84,958	831,175	1905
307,579	1,368,427	82,824	1,758,830	254,020	619,031	87,762	960,813	1906
296,424	1,159,175	57,747	1,513,346	198,045	531,110	57,860	787,015	(9 months) 1907
452,296	1,528,073	94,174	2,074,543	325,898	848,156	110,367	1,284,421	1908
453,407	1,484,197	90,525	2,028,129	288,009	1,052,356	124,525	1,464,890	1909
488,144	1,730,144	125,719	2,344,007	452,707	1,138,211	119,676	1,710,594	1910
585,356	2,013,394	135,294	2,734,044	394,123	1,307,234	153,544	1,854,901	1911
780,329	2,359,847	168,976	3,309,152	409,568	1,454,097	154,036	2,017,701	1912
837,080	3,003,376	209,538	4,049,994	512,463	1,759,841	188,241	2,460,545	1913

4 GEORGE V., A. 1914

No. 24—STATEMENT of the Values of the Principal and Other Articles entered
1874 to 1913,

FISCAL YEARS.	BOOT, SHOE, SHIRT AND STAY LACES.				BRACES AND SUSPENDERS.			
	Dutiable.				Dutiable.			
	United Kingdom.	United States.	Other Countries.	Totals.	United Kingdom.	United States.	Other Countries.	Totals.
	\$	\$	\$	\$	\$	\$	\$	\$
1874.....	Not separately stated prior to 1883.				Not separately stated prior to 1880.			
1875.....								
1876.....								
1877.....								
1878.....								
1879.....								
1880.....					9,447	3,505	32	12,984
1881.....					77,392	12,719	3,441	93,552
1882.....					85,360	23,918	5,300	114,578
1883.....	2,396	5,290	6	5,692	93,681	40,379	3,810	137,870
1884.....	21,335	14,297	319	35,951	67,487	31,468	3,319	102,274
1885.....	28,401	16,198	708	45,307	60,130	38,608	4,642	103,380
1886.....	51,139	12,548	2,743	46,430	58,994	32,195	1,171	92,360
1887.....	24,140	9,149	1,921	35,210	69,078	26,520	3,300	98,898
1888.....	21,725	9,314	2,708	33,747	52,831	21,289	2,626	76,746
1889.....	24,291	8,992	1,809	35,092	34,429	12,949	1,975	49,353
1890.....	18,778	8,399	831	28,008	24,716	12,316	1,443	38,475
1891.....	20,891	11,387	2,932	35,210	26,382	17,443	1,007	44,832
1892.....	25,333	8,513	1,887	35,733	27,734	24,523	1,365	53,622
1893.....	25,883	10,087	6,830	42,800	36,516	30,992	1,321	68,829
1894.....	21,032	7,887	6,766	35,685	30,597	24,359	1,435	56,391
1895.....	25,423	5,473	8,958	39,854	25,657	44,077	1,290	71,024
1896.....	31,501	6,097	6,437	44,035	22,906	44,702	1,022	68,630
1897.....	38,838	6,779	10,842	56,459	24,138	36,048	1,000	61,186
1898.....	44,687	7,360	16,843	68,890	25,783	31,868	2,560	60,211
1899.....	40,957	8,440	15,795	65,192	30,250	40,032	2,691	72,973
1900.....	45,378	8,842	11,120	65,340	27,364	34,619	3,065	65,048
1901.....	61,596	10,553	11,935	84,084	32,726	36,218	1,988	70,932
1902.....	64,814	7,879	22,895	95,588	35,023	54,866	3,524	93,413
1903.....	62,678	8,144	19,943	90,765	35,063	63,712	553	99,328
1904.....	85,166	7,110	24,776	117,052	28,859	67,921	4,256	101,036
1905.....	80,641	18,672	27,996	127,309	19,833	49,872	3,439	73,144
1906.....	82,443	13,072	37,394	132,909	23,476	56,202	5,104	84,782
1907 (9 months).....	90,475	9,863	33,681	134,019	17,559	50,560	7,992	76,111
1908.....	116,999	14,530	54,050	185,579	25,872	39,673	3,982	69,527
1909.....	80,764	16,513	78,134	175,411	15,240	26,696	3,635	45,571
1910.....	95,707	25,576	106,044	227,327	15,464	44,731	3,097	63,292
1911.....	92,120	18,376	109,694	220,190	16,354	43,896	8,053	68,303
1912.....	86,252	18,232	92,832	197,316	11,250	43,174	8,603	63,027
1913.....	110,041	42,788	119,330	272,159	15,555	63,848	9,789	89,192

SESSIONAL PAPER No. 10

for Consumption in Canada (both Dutiable and Free) during each Fiscal Year inclusive, &c.—*Continued.*

BREADSTUFFS.								FISCAL YEARS.
Dutiable.				Free.				
United Kingdom.	United States.	Other Countries.	Totals.	United Kingdom.	United States.	Other Countries.	Totals.	
\$	\$	\$	\$	\$	\$	\$	\$	
223,772	64,328	5,187	293,287	34,627	15,447,607	2,348	15,484,582	1874
243,272	58,298	6,105	307,675	25,005	12,366,830	150	12,391,985	1875
178,804	90,822	4,185	273,811	19,304	11,125,801	522	11,145,627	1876
191,989	91,706	12,009	295,704	31,479	13,824,890	1,733	13,858,102	1877
187,445	73,732	25,058	286,235	22,516	13,428,284	3,662	13,454,462	1878
203,012	411,418	18,032	632,462	15,586	8,742,687	3,511	8,761,784	1879
213,080	1,831,654	20,418	2,065,152					1880
243,177	2,507,620	30,559	2,781,356					1881
255,277	3,027,059	150,058	3,442,394					1882
149,480	3,213,967	139,312	3,507,759	82	8,550		8,632	1883
108,736	4,693,026	157,970	4,869,732					1884
103,636	3,941,899	287,148	4,332,683	136			136	1885
91,906	2,161,108	203,523	2,456,537		25		25	1886
85,792	2,012,449	305,969	2,402,209					1887
96,798	1,946,344	190,821	2,233,963		708		708	1888
75,996	2,908,328	234,992	3,219,316		751		751	1889
83,051	2,674,116	275,735	3,032,902	430	36,672		37,102	1890
92,323	2,474,395	208,598	2,775,316	1,113	52,403		53,516	1891
69,623	1,477,539	303,461	1,850,623	478	56,381		56,859	1892
85,845	1,478,438	365,407	1,929,690		66,878		66,878	1893
71,131	1,252,482	126,523	1,450,136	508	100,079		100,587	1894
72,231	1,572,742	283,215	1,928,188		127,253		127,253	1895
80,424	1,716,002	211,229	2,007,655		99,288		99,288	1896
103,005	916,587	156,228	1,175,820		720,057	7	720,064	1897
163,461	765,904	227,559	1,156,924		6,968,399	272	6,968,671	1898
130,414	944,924	366,849	1,442,087		8,970,338	35	8,970,373	1899
256,294	900,672	237,478	1,394,444		6,966,159		6,966,159	1900
192,758	944,238	444,821	1,581,817	41	6,488,292	346	6,488,679	1901
164,258	1,220,221	417,176	1,801,655	36	2,486,096	30	2,486,072	1902
296,720	1,420,761	480,908	2,198,389	43	3,257,704		3,257,747	1903
253,443	1,446,310	439,651	2,139,404	205	4,874,839		4,875,044	1904
186,094	1,739,608	541,129	2,466,831	56	5,534,717	3,810	5,538,583	1905
298,317	1,533,851	546,560	2,378,728	56	5,472,819	1,202	5,474,077	1906
219,706	1,123,938	370,566	1,714,210	21,615	5,199,017	117,726	5,338,358	(9 months) 1907
377,376	1,650,351	395,701	2,423,428	122,599	8,260,772	533,477	8,916,848	1908
714,116	1,666,549	349,148	2,729,813	330,248	3,795,734	462,202	4,588,184	1909
448,062	1,740,325	401,609	2,589,996	239,883	4,636,970	342,176	5,219,029	1910
396,437	1,828,881	460,546	2,685,864		6,960,848	637,670	7,598,518	1911
525,209	1,675,874	581,255	2,782,338	18	9,791,827	908,851	10,700,696	1912
901,810	2,926,167	1,187,605	5,015,582	4,649	5,527,428	1,085,656	6,617,733	1913

4 GEORGE V., A. 1914

No. 24—STATEMENT of the Values of the Principal and Other Articles entered
1874 to 1913.

FISCAL YEARS.	BRICKS, CLAYS AND TILES.							
	Dutiable.				Free.			
	United Kingdom.	United States.	Other Countries.	Totals.	United Kingdom.	United States.	Other Countries.	Totals.
	\$	\$	\$	\$	\$	\$	\$	\$
1874.....					60,071	34,026	111	94,208
1875.....					43,850	38,905		82,755
1876.....	780	3,461		4,241	46,618	20,910		67,528
1877.....	3,214	8,977	269	12,460	31,930	20,491	1,380	53,801
1878.....	3,405	7,234	85	10,724	17,666	18,927		36,593
1879.....	9,757	16,767		26,524	20,774	29,059	329	50,162
1880.....	38,882	45,213	14	84,109	11,565	9,677	200	21,442
1881.....	38,071	56,617	11	94,699	18,545	17,103	163	35,811
1882.....	61,267	100,510	177	161,954	13,804	23,320	926	38,050
1883.....	59,725	10,549	618	170,892	13,281	19,312	998	33,591
1884.....	50,395	111,547	7	161,949	9,542	18,615	310	28,467
1885.....	55,301	95,717	10	151,028	14,064	20,288	393	34,745
1886.....	54,761	78,861	114	133,736	18,172	16,485	357	35,014
1887.....	53,138	93,257	515	146,910	24,435	24,044	342	48,821
1888.....	31,918	111,396	461	143,775	55,989	65,531	1,223	122,743
1889.....	42,308	89,167		131,475	60,411	72,438	2,383	135,232
1890.....	42,394	62,510	914	105,818	71,343	75,308	1,201	147,852
1891.....	42,438	77,144	1,085	120,667	72,988	85,368	886	159,242
1892.....	28,573	51,385	1,537	81,495	98,564	79,304	12,875	190,243
1893.....	35,788	49,844	4,118	89,750	81,132	88,995	2,720	172,847
1894.....	19,992	56,722	1,410	78,124	63,214	66,497	1,623	131,334
1895.....	18,059	45,842	1,962	65,863	53,208	65,429	1,691	120,328
1896.....	23,647	64,505	224	88,376	70,504	96,815	883	168,202
1897.....	14,632	67,593	1,067	83,292	67,386	73,223	648	141,257
1898.....	12,371	62,033	183	74,587	81,934	80,130	3,904	165,968
1899.....	26,708	101,341	193	128,242	103,964	109,453	2,095	215,512
1900.....	27,927	117,690	297	145,914	141,603	324,758	883	467,244
1901.....	23,987	108,902	454	133,343	97,290	443,999	18,423	559,712
1902.....	30,181	141,440	660	172,281	112,620	356,858	159	469,637
1903.....	30,843	125,811	1,129	157,783	190,529	379,626	89,055	659,210
1904.....	21,795	236,191	1,435	259,421	198,042	299,510	12,633	510,185
1905.....	26,689	342,292	580	369,561	204,712	360,752	3,536	569,000
1906.....	38,307	420,757	1,346	460,410	185,624	574,684	158	760,466
1907 (9 months).....	68,453	351,413	1,635	421,501	159,060	368,365		527,425
1908.....	105,219	334,339	651	440,209	235,529	670,100	1,438	907,067
1909.....	197,728	266,357	491	464,576	134,174	404,461	2,057	540,692
1910.....	271,638	549,728	490	821,856	171,021	565,145	1,520	737,686
1911.....	368,406	661,887	443	1,030,736	209,364	953,301	1,333	1,163,998
1912.....	335,358	1,264,672	1,388	1,601,418	230,292	881,259	6,883	1,118,434
1913.....	324,068	1,977,553	1,981	2,303,602	233,312	1,088,695	5,879	1,327,886

SESSIONAL PAPER No. 10

for Consumption in Canada (both Dutiable and Free) during each Fiscal Year inclusive, &c.—*Continued.*

BRISTLES.				BROOMS AND BRUSHES.				FISCAL YEARS.
Free.				Dutiable. (For Free see page 404.)				
United Kingdom.	United States.	Other Countries.	Totals.	United Kingdom.	United States.	Other Countries.	Totals.	
\$	\$	\$	\$	\$	\$	\$	\$	
25,459	31,111	56,570	14,704	17,072	1,106	32,882	1874
25,200	24,754	49,954	16,807	20,021	7,184	44,012	1875
17,700	17,679	121	35,500	7,358	19,996	1,234	28,588	1876
11,308	25,581	103	36,992	10,579	22,706	3,758	37,043	1877
12,460	19,560	32,020	18,970	22,657	6,141	47,768	1878
9,905	21,322	354	31,581	17,964	17,437	5,944	41,345	1879
15,926	28,084	980	44,990	23,031	23,084	5,125	51,240	1880
28,642	23,710	1,042	53,394	30,461	32,733	16,962	80,156	1881
31,917	21,340	485	53,742	44,851	44,141	20,351	109,343	1882
35,779	36,412	2,152	74,343	43,356	50,790	22,883	117,029	1883
22,405	38,018	1,657	62,080	30,750	39,487	21,515	91,752	1884
24,398	31,552	1,422	57,372	32,991	42,256	23,027	98,274	1885
11,815	51,191	951	63,957	33,321	39,972	21,612	94,905	1886
22,361	46,719	3,651	72,731	33,135	42,404	41,981	117,520	1887
19,975	48,030	6,544	74,549	28,396	35,299	40,631	104,326	1888
15,662	41,459	5,176	62,297	24,612	33,722	35,054	93,388	1889
17,205	51,436	2,235	70,876	19,750	36,178	44,292	100,220	1890
15,622	45,116	3,648	64,386	22,591	30,092	58,841	111,524	1891
8,802	59,743	3,350	71,895	18,655	36,855	53,019	108,529	1892
15,387	45,649	5,392	66,428	14,757	26,671	68,355	109,783	1893
24,389	25,977	5,040	55,406	17,752	31,780	57,002	106,534	1894
26,894	27,837	8,315	63,046	11,518	27,667	47,625	86,810	1895
25,412	20,377	11,750	57,539	11,405	35,906	46,048	93,359	1896
17,938	25,179	10,430	53,547	12,297	40,071	53,232	105,600	1897
21,013	26,319	11,963	59,295	19,273	49,618	70,175	139,066	1898
25,009	35,032	14,099	74,140	15,533	65,585	78,944	160,062	1899
29,656	37,347	17,102	84,105	16,023	83,443	92,281	191,747	1900
30,201	23,170	7,320	60,691	16,058	79,496	94,581	190,135	1901
26,340	38,689	13,891	78,920	19,437	96,876	111,013	227,326	1902
46,263	42,454	3,671	92,388	18,859	115,139	113,548	247,546	1903
33,544	39,178	10,480	83,202	24,286	125,571	127,155	277,012	1904
42,582	47,497	8,842	98,921	26,400	137,431	132,581	296,412	1905
51,374	50,715	10,699	112,788	32,702	136,182	117,283	286,167	1906
48,740	30,211	16,579	95,530	26,438	141,380	107,608	275,426	(9 months) 1907
45,951	44,262	34,621	124,834	52,274	157,267	166,582	376,123	1908
33,704	35,381	8,913	77,998	36,880	135,147	115,915	287,942	1909
48,645	49,392	31,167	129,204	45,630	180,493	141,761	367,884	1910
71,312	61,023	34,690	167,025	73,278	207,357	201,895	482,530	1911
102,301	61,608	28,798	192,707	78,184	226,840	244,850	549,874	1912
85,181	75,401	68,544	228,126	110,776	300,966	285,555	697,297	1913

4 GEORGE V., A. 1914

No. 24—STATEMENT of the Values of the Principal and Other Articles entered
1874 to 1913.

FISCAL YEARS.	BROOMS AND BRUSHES— <i>Con.</i>				BROOM CORN.			
	Free. (For Dutiable see page 403.)				Free.			
	United Kingdom.	United States.	Other Countries.	Totals.	United Kingdom.	United States.	Other Countries.	Totals.
	\$	\$	\$	\$	\$	\$	\$	\$
1874.....					62	78,294		78,356
1875.....					123,911			123,911
1876.....					456	118,136		118,592
1877.....					1,201	88,795		89,996
1878.....					231	89,645	78	89,954
1879.....						77,659	1,058	78,717
1880.....					164	89,833	84	90,081
1881.....					368	116,052	720	117,140
1882.....					2,036	143,147	829	146,012
1883.....					583	134,615		135,198
1884.....						125,388	383	125,771
1885.....						112,000		112,000
1886.....					778	121,709		122,487
1887.....						133,392		133,392
1888.....						125,609		125,609
1889.....					793	93,767		94,560
1890.....						97,527		97,527
1891.....						109,042		109,042
1892.....						115,479		115,479
1893.....						144,987		144,987
1894.....					700	120,597		121,297
1895.....						118,744		118,744
1896.....					23	109,946		109,969
1897.....						81,373		81,373
1898.....						106,330		106,330
1899.....					102	108,149		108,251
1900.....			459	459	8,974	125,360	50	134,384
1901.....		117		117		209,440	2,597	212,037
1902.....		116		116		202,487		202,487
1903.....						165,231		165,231
1904.....						197,982		197,982
1905.....					117	175,295		175,412
1906.....						196,084		196,084
1907 (9 months).....						167,654		167,654
1908.....		180		180		238,455	58	238,513
1909.....						246,080	621	246,701
1910.....		39		39		395,375	36,771	432,146
1911.....						366,945	22,228	389,173
1912.....					2,520	419,267	15,214	437,001
1913.....					1,166	372,322	3,974	377,462

SESSIONAL PAPER No. 10

for Consumption in Canada (both Dutiable and Free) during each Fiscal Year inclusive, &c.—*Continued.*

BUTTONS AND MATERIALS FOR SAME.								FISCAL YEARS.
Dutiable.				Free.				
United Kingdom.	United States.	Other Countries.	Totals.	United Kingdom.	United States.	Other Countries.	Totals.	
\$	\$	\$	\$	\$	\$	\$	\$	
Not separately stated prior to 1879.								1874
								1875
								1876
								1877
								1878
								1879
23,972	24,262	2,651	50,705					1880
200,520	123,465	25,992	349,977					1881
196,673	118,714	34,404	349,791					1882
210,308	125,119	56,374	391,801					1883
197,655	164,992	78,517	441,164					1884
161,128	118,164	97,326	376,618					1885
132,667	89,478	73,254	295,399					1886
142,642	94,607	63,693	305,942		212		212	1887
187,118	119,489	110,743	417,350		807		807	1888
145,060	80,274	85,412	310,746		205		205	1889
118,564	86,197	86,458	291,219		545		545	1890
106,982	80,023	91,422	278,427		666	394	1,060	1891
90,325	105,297	78,954	274,576	19	884	825	1,728	1892
106,732	112,877	109,155	328,764		858	4,242	5,100	1893
98,971	115,748	96,977	311,696		942	2,828	3,770	1894
58,505	83,271	71,858	213,634	663	5,407	4,100	10,170	1895
42,575	41,433	51,764	135,772	278	2,480	4,825	7,583	1896
47,247	48,516	80,894	176,657	69	3,731	3,109	6,909	1897
31,113	45,268	59,045	135,426	4	4,015	1,987	6,006	1898
28,478	50,311	50,425	129,214		3,020	2,597	5,617	1899
30,705	71,931	47,106	149,742		2,581	1,140	3,721	1900
33,012	86,548	65,997	185,557	1	4,210	30	4,241	1901
30,352	85,181	61,857	177,390	1,117	1,476	1,046	3,639	1902
36,951	86,619	95,392	218,962	521	2,815	883	4,219	1903
48,890	110,167	167,124	326,181	458	2,606	1,614	4,678	1904
49,472	149,449	130,162	329,083	9	2,291	1,035	3,335	1905
48,541	156,338	121,470	326,349	29	2,605	4,933	7,567	1906
47,759	139,557	95,935	283,251	803	4,140	2,881	7,824	1907
44,929	129,516	77,480	251,925	249	3,002	4,839	8,090	1908
57,946	206,353	125,045	389,344	499	4,536	5,867	10,902	1909
47,006	156,151	69,249	272,406	920	10,159	3,332	14,411	1910
108,852	276,394	185,295	570,541	929	12,522	6,323	19,774	1911
131,438	281,660	208,310	621,408	1,030	10,034	5,098	16,162	1912
107,671	335,697	133,638	577,006	856	21,482	3,869	26,207	1913
137,948	492,767	222,232	852,947	1,849	26,508	2,302	30,659	

4 GEORGE V., A. 1914

No. 24—STATEMENT of the Values of the Principal and Other Articles entered
1874 to 1913.

FISCAL YEARS.	CANDLES.				CARPETS, MATS AND RUGS.			
	Dutiable.				Dutiable.			
	United Kingdom.	United States.	Other Countries.	Totals.	United Kingdom.	United States.	Other Countries.	Totals.
	\$	\$	\$	\$	\$	\$	\$	\$
1874.....	47,590	10,353	4,308	62,251	Not separately stated prior to 1876.			
1875.....	50,489	12,276	4,870	67,635				
1876.....	43,162	18,022	4,659	65,843				
1877.....	37,924	13,974	3,385	55,283				
1878.....	32,100	12,564	2,101	46,765				
1879.....	34,544	14,655	1,769	50,968	146,846	14,938	436	162,220
1880.....	21,189	12,220	866	34,275	73,014	5,311	1,596	79,924
1881.....	28,262	12,353	2,006	42,621	138,563	6,674	130	142,997
1882.....	23,951	16,910	4,070	44,931	185,029	6,995	8,941	200,965
1883.....	26,971	20,957	2,015	49,943	193,050	8,650	4,663	206,363
1884.....	26,163	9,914	1,066	37,143	93,164	10,571	2,267	106,002
1885.....	25,679	14,993	1,116	41,788	59,875	6,369	1,044	67,288
1886.....	25,878	14,201	812	40,891	89,661	18,638	3,076	111,375
1887.....	18,909	14,565	2,155	35,629	108,714	21,784	1,465	131,963
1888.....	19,543	9,257	1,788	30,588	95,921	17,923	3,024	116,868
1889.....	16,063	8,090	959	25,112	127,969	24,129	4,581	156,679
1890.....	14,857	10,120	1,072	26,049	140,884	23,088	9,624	173,596
1891.....	16,061	11,182	559	27,802	140,515	33,510	4,991	179,016
1892.....	18,043	12,802	2,060	32,905	183,795	46,503	4,931	235,229
1893.....	16,034	9,714	1,607	27,355	136,716	35,009	8,565	180,290
1894.....	13,362	15,284	1,899	30,545	111,169	61,001	10,443	182,613
1895.....	13,386	19,396	2,102	34,884	90,160	38,106	8,895	136,661
1896.....	15,080	30,442	886	46,408	90,098	58,109	18,256	166,463
1897.....	10,118	48,675	1,189	59,982	92,820	66,183	7,599	166,602
1898.....	8,952	75,060	803	84,815	78,181	46,526	13,906	138,613
1899.....	8,638	71,472	1,134	81,244	121,936	36,317	39,410	197,663
1900.....	11,140	51,355	1,101	63,596	190,104	35,012	57,072	282,188
1901.....	12,031	91,315	1,743	105,089	215,634	21,137	52,611	289,382
1902.....	11,255	86,282	3,957	101,494	213,136	27,624	58,769	298,929
1903.....	13,449	81,310	1,088	95,847	135,784	34,313	75,666	245,763
1904.....	13,028	77,001	809	90,838	184,081	42,966	60,333	287,380
1905.....	13,600	71,554	1,245	86,399	251,005	27,128	75,428	353,561
1906.....	14,646	62,448	854	77,948	306,819	34,560	75,239	416,618
1907 (9 months).....	8,793	45,144	750	54,687	382,120	24,971	57,981	465,072
1908.....	12,248	52,630	1,595	65,873	27,522	8,479	75,479	111,480
1909.....	11,319	44,886	873	57,078	8,623	4,746	45,476	58,845
1910.....	14,290	61,651	1,570	77,514	19,965	9,648	63,297	92,910
1911.....	17,094	67,496	1,507	86,097	17,882	19,330	63,630	100,842
1912.....	18,784	69,046	1,174	89,004	15,353	14,482	83,135	112,970
1913.....	25,078	71,503	2,124	98,705	21,369	19,379	100,736	141,484

SESSIONAL PAPER No. 10

for Consumption in Canada (both Dutiable and Free) during each Fiscal Year inclusive, &c.—*Continued.*

CARRIAGES, BICYCLES, &c.				CASH REGISTERS.				FISCAL YEARS.
Dutiable.				Dutiable.				
United Kingdom.	United States.	Other Countries.	Totals.	United Kingdom.	United States.	Other Countries.	Totals.	
\$	\$	\$	\$	\$	\$	\$	\$	
9,821	120,033	1,367	131,221	Not separately stated prior to 1898.			1874
7,862	110,322		118,184				1875
4,482	82,220	232	86,934				1876
4,143	134,955		139,098				1877
2,130	152,727		154,857				1878
2,805	126,324	579	129,708				1879
3,635	133,743		137,378				1880
7,743	143,651	44	151,438				1881
21,404	521,734	142	543,280				1882
22,116	1,149,934	77	1,172,127				1883
33,519	392,644	393	426,556				1884
40,098	271,382	300	311,780				1885
27,334	365,754	115	393,293				1886
31,207	317,252		348,459				1887
22,811	193,551	26	216,388				1888
30,803	367,174	316	398,293				1889
36,944	267,036	294	304,274				1890
61,581	252,172	2,873	316,626				1891
180,711	302,254	9,149	492,114				1892
188,868	205,269	14,650	408,787				1893
232,607	253,044	4,549	490,200				1894
109,890	561,262	10,603	681,755				1895
138,163	1,224,352	26,439	1,388,954				1896
57,964	1,507,373	25,410	1,590,747				1897
13,815	1,240,783	47,596	1,302,194	48,254		48,2541898	
17,378	1,318,789	31,558	1,367,725	77,715		77,7151899	
8,147	1,325,407	71,913	1,405,467	115,104		115,1041900	
27,614	1,033,805	49,235	1,110,654	73,464		73,4641901	
16,510	1,347,792	56,963	1,421,265	109,921		109,9211902	
21,211	1,088,854	83,233	1,193,298	122,114		122,1141903	
30,386	1,650,892	62,913	1,744,191	199,401		199,4011904	
38,594	1,510,209	106,845	1,655,648	244,299		244,2991905	
147,303	2,159,346	144,737	2,483,328	237,834		237,8341906	
86,111	1,388,897	111,555	1,586,563	147,303		147,303 (9 months.)1907	
255,130	2,342,690	158,698	2,756,518	637	174,216	174,8531908	
133,301	1,839,505	69,746	2,042,552		111,528	111,5281909	
181,103	3,376,322	78,848	3,636,273	68	135,730	135,7981910	
470,633	6,626,843	160,383	7,257,859		120,633	120,6331911	
573,228	11,006,218	174,394	11,753,840		65,266	65,2661912	
809,483	19,829,250	163,584	20,802,322		61,523	61,5231913	

4 GEORGE V., A. 1914

No. 24—STATEMENT of the Values of the Principal and Other Articles entered
1874 to 1913,

FISCAL YEARS.	CEMENT.							
	Dutiable.				Free.			
	United Kingdom.	United States.	Other Countries.	Totals.	United Kingdom.	United States.	Other Countries.	Totals.
	\$	\$	\$	\$	\$	\$	\$	\$
1874.....	26,583	31,721	40	58,344	698	486		1,184
1875.....	29,275	35,634		64,909	69	2,026		2,095
1876.....	42,475	37,658		80,133	69	3,221		3,290
1877.....	53,173	29,547		82,720	49	344		393
1878.....	60,456	43,292	172	103,920	28	114		142
1879.....	44,886	23,348	10	68,194		21		21
1880.....	47,744	18,551		66,295				
1881.....	36,463	16,339	963	53,765				
1882.....	50,123	27,615	2,503	80,241				
1883.....	83,886	29,544	4,177	117,607				
1884.....	76,195	26,182	11,270	113,647				
1885.....	94,481	18,614	5,177	118,272				
1886.....	104,292	15,519	8,539	128,350				
1887.....	144,154	11,877	2,272	158,303				
1888.....	167,692	15,889	6,923	190,504				
1889.....	167,971	9,797	19,812	197,580				
1890.....	220,942	52,833	54,335	328,110				
1891.....	199,925	58,490	55,352	313,767				
1892.....	212,507	27,461	47,761	287,729				
1893.....	230,435	40,066	56,647	327,148				
1894.....	182,974	33,263	68,234	284,471				
1895.....	135,693	21,103	95,130	251,926				
1896.....	121,125	25,997	107,907	255,029				
1897.....	111,551	45,210	104,081	260,842				
1898.....	106,548	59,855	200,574	366,977				
1899.....	129,738	52,578	298,098	480,414				
1900.....	247,089	55,862	214,689	517,640				
1901.....	229,795	231,068	208,976	669,839				
1902.....	126,672	588,525	148,419	863,646				
1903.....	191,575	324,216	374,954	890,745				
1904.....	188,001	527,045	299,667	1,014,713				
1905.....	166,371	957,357	140,100	1,263,828				
1906.....	222,623	678,972	94,130	995,731				
1907 (9 months).....	243,560	251,234	45,212	540,006				
1908.....	367,375	438,366	65,423	871,169				
1909.....	185,563	250,932	45,380	481,875				
1910.....	99,792	54,678	12,248	166,718				
1911.....	146,343	264,046	90,332	500,721				
1912.....	218,533	678,036	48,256	944,825				
1913.....	155,402	1,777,535	32,920	1,965,857				

SESSIONAL PAPER No. 10

for Consumption in Canada (both Dutiable and Free) during each Fiscal Year inclusive, &c.—*Continued.*

CLOCKS AND PARTS THEREOF				COAL, COKE, &c.				FISCAL YEARS.
Dutiable.				Dutiable. (For Free see page 410.)				
United Kingdom.	United States.	Other Countries.	Totals.	United Kingdom.	United States.	Other Countries.	Totals.	
\$	\$	\$	\$	\$	\$	\$	\$	
4,677	101,748	22,444	128,869					1874
7,126	85,939	5,704	98,769					1875
4,325	51,243	2,125	57,693					1876
7,094	49,708	4,959	61,761					1877
7,420	59,750	2,898	70,068					1878
6,537	50,878	3,990	61,405	94,708	465,731		560,439	1879
1,358	51,338	1,617	54,313	238,261	2,520,690		2,758,951	1880
9,214	70,655	3,765	83,634	255,882	3,838,409	3	4,094,294	1881
6,907	112,663	4,952	124,522	177,842	4,517,267	898	4,696,007	1882
6,108	124,147	8,143	138,398	254,746	6,134,833	225	6,389,804	1883
5,159	91,510	6,848	103,517	277,696	7,226,175		7,503,871	1884
8,169	107,425	10,656	126,250	179,643	6,989,415	128	7,169,186	1885
10,901	106,009	7,789	124,699	176,306	6,520,050		6,696,356	1886
12,816	112,870	9,346	135,032	188,835	6,874,082	1,050	7,013,967	1887
11,964	104,876	11,767	128,607	160,942	3,427,783		3,588,725	1888
14,974	107,634	9,484	132,092	170,349	3,221,407	2,456	3,394,212	1889
13,243	95,655	12,312	121,210	142,178	3,549,943		3,692,121	1890
7,179	87,283	13,423	107,885	95,236	4,179,340	55	4,274,631	1891
9,177	104,287	11,541	125,005	120,969	4,212,521		4,333,490	1892
5,328	119,976	18,054	143,358	119,971	4,048,541		4,168,515	1893
5,389	97,184	18,674	121,247	130,119	3,385,525	201	3,515,845	1894
5,629	81,420	22,551	109,600	112,211	3,264,298	8	3,376,517	1895
6,345	85,788	29,220	121,353	102,528	3,250,239		3,352,767	1896
5,283	91,326	19,957	116,566	98,900	3,214,715	211	3,313,826	1897
7,342	130,727	26,701	164,770	123,227	3,101,018	906	3,225,151	1898
7,326	156,374	23,020	186,720	72,031	3,664,612	20	3,736,663	1899
6,840	174,885	16,635	198,360	49,571	4,359,742		4,409,313	1900
9,882	174,170	24,794	208,846	87,818	5,143,450	316	5,231,584	1901
12,348	198,152	23,495	233,995	116,274	5,860,034	300	5,976,608	1902
12,389	212,749	44,978	270,116	339,956	7,875,996	169	8,216,121	1903
10,250	234,516	44,646	289,412	345,629	9,338,811	367	9,684,807	1904
12,647	241,041	53,796	307,484	120,551	8,271,850	813	8,393,214	1905
10,663	274,891	57,533	343,087	60,731	8,823,346	43	8,884,120	1906
12,726	206,031	40,919	259,676	97,683	7,974,980	463	8,073,126	(9 months) 1907
16,405	274,064	69,163	359,632	10,991	14,793,194	44,406	14,848,591	1908
16,052	249,370	49,865	315,287	140,126	13,015,145	106	13,155,371	1909
28,556	294,982	89,596	413,134	91,445	13,001,541	134	13,093,120	1910
44,551	349,420	107,678	501,649	19,912	14,600,599	962	14,621,473	1911
41,171	366,789	131,400	539,360	20,227	20,357,978	8,290	20,386,495	1912
48,591	528,942	141,461	718,994	32,625	20,490,811	429	20,523,865	1913

4 GEORGE V., A. 1914

No. 24—STATEMENT of the Values of the Principal and Other Articles entered
1874 to 1913.

FISCAL YEARS.	COAL, COKE, &c.— <i>Con.</i>				COCOA BEANS, SHELLS, NIBS,			
	Free. (For Dutiable see page 409).				Dutiable.			
	United Kingdom.	United States.	Other Countries.	Totals.	United Kingdom.	United States.	Other Countries.	Totals.
	\$	\$	\$	\$	\$	\$	\$	\$
1874.....	724,012	3,081,341		3,805,353	16,151	3,304	202	19,657
1875.....	551,317	2,524,771	330	3,076,418	24,489	5,114	248	29,851
1876.....	494,958	2,824,975	367	3,320,300	16,520	4,987	15	21,522
1877.....	484,699	3,176,154	566	3,661,419	16,794	2,668	165	19,627
1878.....	389,265	2,672,502	383	3,062,150	2,896	1,279	3	4,178
1879.....	139,188	2,285,974		2,425,162	8,032	1,601	46	9,679
1880.....		3,941		3,941	19,519	3,830	282	23,631
1881.....		3,028		3,028	25,609	6,496	367	32,472
1882.....		3,345		3,345	29,441	10,150	170	39,761
1883.....		1,619		1,619	37,413	14,959	805	53,177
1884.....		1,528		1,528	35,956	13,688	345	49,989
1885.....		2,074		2,074	30,468	16,102	643	47,213
1886.....		3,473		3,473	34,505	18,540	828	53,873
1887.....		628,257		628,257	30,512	8,259	62	38,833
1888.....	4,294	5,290,151		5,294,445	37,255	13,654	436	51,345
1889.....	26,998	5,181,052		5,207,960	39,045	23,556	602	63,203
1890.....	9,794	4,608,102		4,617,896	48,172	31,896	2,599	82,667
1891.....	200	5,226,186		5,226,386	48,446	43,373	3,637	95,456
1892.....	3,980	5,638,121		5,642,101	49,681	64,106	8,516	122,303
1893.....	5,466	6,351,484		6,356,950	55,078	78,003	10,527	143,608
1894.....	5,213	6,365,352		6,380,565	46,002	83,417	9,748	139,167
1895.....	19,834	5,477,318		5,497,152	53,093	68,098	10,628	131,819
1896.....	12,515	5,858,407		5,870,922	48,472	71,655	15,199	135,326
1897.....	33,365	5,923,800	5,543	5,962,708	49,437	73,215	22,702	145,354
1898.....	2,346	6,192,379		6,194,725	58,347	83,278	25,198	166,823
1899.....	7,305	6,846,030		6,853,335	76,064	115,281	20,550	211,895
1900.....	1,127	7,108,624		7,109,751	94,700	140,929	32,973	268,602
1901.....	52,767	8,551,321		8,604,088	106,447	123,623	50,024	280,094
1902.....	67,041	7,797,713		7,864,754	144,003	130,301	38,023	312,327
1903.....	415,484	7,835,936		8,251,420	168,758	173,210	29,121	371,089
1904.....	73,796	11,152,550		11,226,346	209,696	203,431	41,640	454,767
1905.....	89,996	12,811,191	26	12,901,213	221,385	237,861	80,899	540,145
1906.....	194,264	11,421,414		11,615,678	233,657	232,062	109,377	575,096
1907 (9 months) ..	127,069	10,493,185		10,620,254	203,982	224,743	93,226	521,951
1908.....	147,711	16,212,215	5,719	16,365,645	264,438	337,764	181,822	784,024
1909.....	151,999	14,959,714	58,931	15,170,644	260,530	312,667	135,154	708,351
1910.....	161,976	15,989,942		16,151,918	279,048	400,616	112,337	792,001
1911.....	139,941	17,502,720		17,642,661	433,103	399,364	216,222	1,053,989
1912.....	154,824	20,796,746		20,951,570	433,287	287,382	351,850	1,072,519
1913.....	124,626	22,304,098		22,428,724	536,291	151,631	369,384	1,057,306

SESSIONAL PAPER No. 10

for Consumption in Canada (both Dutiable and Free) during each Fiscal Year inclusive, &c.—*Continued.*

CHOCOLATE PASTE, &c.				COFFEE, ALL KINDS, INCLUDING CHICORY.				FISCAL YEARS.
Free.				Dutiable. (For Free see page 412.)				
United Kingdom.	United States.	Other Countries.	Totals.	United Kingdom.	United States.	Other Countries.	Totals.	
\$	\$	\$	\$	\$	\$	\$	\$	
2,871	695	951	4,517	25,107	77,160	6,716	108,983	1874
4,241	666	2,833	7,740	78,194	191,526	28,894	298,614	1875
3,306	3,452	340	7,098	87,266	274,778	23,839	385,883	1876
4,682	1,540	115	6,337	47,291	273,416	19,508	340,215	1877
8,436	2,642	6,687	17,765	42,713	296,539	21,129	360,381	1878
6,821	3,323	5,878	16,022	57,609	229,594	32,862	320,065	1879
140	13,353	2,723	16,216	83,196	112,039	94,187	289,422	1880
200	8,985	260	9,445	75,543	94,632	148,268	318,443	1881
3,927	19,564	1,007	24,498	34,857	94,991	68,594	198,442	1882
2,835	19,885	6,600	29,320	7,666	110,926	880	119,472	1883
1,647	8,782	469	10,898	6,861	118,883	1,780	127,524	1884
518	16,304	18,066	34,888	8,059	172,816	1,515	182,390	1885
7,795	19,123	7,983	34,901	5,127	113,418	1,734	120,279	1886
8,943	19,020	9,499	37,462	3,737	104,383	1,699	109,819	1887
6,940	15,381	7,203	29,524	3,643	128,240	3,507	135,390	1888
2,804	17,409	8,125	28,338	3,636	87,889	5,415	96,940	1889
2,697	14,501	18,704	35,902	3,867	74,819	5,136	83,822	1890
7,986	18,828	12,067	38,881	3,944	61,283	4,338	69,565	1891
6,611	18,584	12,944	38,139	4,699	59,929	4,470	60,098	1892
12,048	23,977	23,916	59,941	5,223	55,674	2,690	63,587	1893
12,000	23,899	17,821	53,720	6,863	50,052	4,211	61,126	1894
12,914	17,023	12,970	42,907	7,205	37,658	4,243	49,106	1895
12,793	12,766	20,338	45,897	6,958	45,374	2,235	54,567	1896
13,982	20,015	24,793	58,795	4,468	65,025	2,904	72,397	1897
16,501	18,796	28,525	63,822	5,111	81,068	4,550	90,729	1898
15,356	24,345	59,686	99,387	5,591	105,464	1,969	113,024	1899
21,150	33,202	63,409	117,761	4,986	120,177	1,466	126,629	1900
20,518	49,227	93,471	163,216	5,331	138,310	3,452	147,093	1901
13,161	32,005	49,097	94,263	5,999	126,373	2,070	134,442	1902
26,789	83,548	70,914	181,251	7,838	115,404	2,826	126,068	1903
18,254	91,184	82,507	191,945	6,905	147,458	3,194	157,557	1904
40,340	73,782	81,748	195,870	15,124	127,465	3,023	145,612	1905
33,525	115,871	64,983	214,379	18,052	126,642	10,305	154,999	1906
39,974	146,666	53,935	240,575	12,469	95,416	6,049	113,934	(9 months) 1907
64,125	247,637	176,162	487,924	24,189	127,233	3,693	155,125	1908
60,971	157,099	123,286	341,356	26,894	154,638	2,040	183,572	1909
56,658	179,505	102,171	338,334	29,788	150,283	7,123	187,194	1910
65,479	235,869	81,486	382,834	35,845	147,440	2,477	185,762	1911
79,874	508,702	103,093	691,669	43,299	144,455	6,367	194,121	1912
132,200	657,099	114,147	903,446	60,174	227,664	17,664	305,502	1913

4 GEORGE V., A. 1914

No. 24—STATEMENT of the Values of the Principal and Other Articles entered
1874 to 1913.

FISCAL YEARS.	COFFEE ALL KINDS, INCLUDING CHICORY— <i>Con.</i>				COLLARS AND CUFFS.			
	Free.				Dutiable.			
	<i>(For Dutiable see page 411.)</i>							
	United Kingdom.	United States.	Other Countries.	Totals.	United Kingdom.	United States.	Other Countries.	Totals.
	\$	\$	\$	\$	\$	\$	\$	\$
1874.....	115,968	17,817	207,164	340,949	} Not separately stated prior to 1880.			
1875.....								
1876.....								
1877.....								
1878.....								
1879.....								
1880.....								
1881.....					1,618	10,151		11,769
1882.....	63,652		133,919	197,571	16,583	53,840	8	70,431
1883.....	82,371		116,355	198,726	25,373	90,704	199	116,276
1884.....	69,955		126,332	196,287	29,150	63,345	2,049	94,544
1885.....	67,426		216,923	284,349	29,805	49,923	997	80,725
1886.....	64,159		224,938	289,097	29,204	61,308	1,473	91,985
1887.....	58,040		126,307	184,347	42,196	80,433	1,110	123,739
1888.....	230,630		152,878	383,508	36,897	84,195	1,281	122,373
1889.....	163,960		285,918	449,878	14,820	18,662	161	33,643
1890.....	192,757		345,318	538,075	22,075	16,907	1,537	40,519
1891.....	148,176		481,906	630,082	23,437	19,887	5,204	48,528
1892.....	149,643		452,012	601,655	28,862	28,899	5,392	63,153
1893.....	117,635		477,253	594,888	26,345	26,419	2,451	55,215
1894.....	160,294	1,500	403,211	565,005	33,087	23,680	2,442	59,209
1895.....	157,126		416,897	574,023	33,975	15,451	3,227	52,653
1896.....	137,519		491,699	629,218	37,465	11,471	2,642	51,578
1897.....	136,499		519,194	655,693	41,763	8,121	1,006	50,890
1898.....	82,556		360,317	442,873	30,119	7,656	1,377	39,152
1899.....	82,607		378,746	461,353	42,022	9,294	6,826	58,142
1900.....	68,215		373,965	442,180	44,870	11,400	9,666	65,936
1901.....	79,221		268,005	347,226	36,028	14,622	15,411	66,061
1902.....	59,598		392,836	452,434	25,612	24,994	38,469	89,075
1903.....	65,643		402,337	467,980	30,221	37,588	24,939	92,748
1904.....	120,034		319,457	439,491	38,563	65,868	41,304	145,735
1905.....	104,063		487,479	591,542	38,615	98,147	54,454	191,216
1906.....	124,544		568,595	693,139	50,250	79,815	50,577	180,642
1907 (9 months).....	78,934		485,709	564,643	46,873	77,115	65,715	189,703
1908.....	106,275		599,186	705,461	37,361	56,936	36,173	130,470
1909.....	112,971		715,423	828,394	66,224	79,608	38,436	184,263
1910.....	176,585		960,258	1,136,843	48,666	83,478	32,673	164,817
1911.....	121,302		1,101,529	1,222,831	90,777	137,306	36,095	264,178
1912.....	158,449		1,650,005	1,808,454	147,545	155,216	50,591	353,352
1913.....	291,671		2,124,491	2,416,162	124,492	180,484	64,927	369,903
					115,528	159,024	50,306	324,858

SESSIONAL PAPER No. 10

for Consumption in Canada (both Dutiable and Free) during each Fiscal Year inclusive, &c.—*Continued.*

COMBS.				CORDAGE, ROPE AND TWINE.				FISCAL YEARS.
Dutiable.				Dutiable. (For Free see page 414.)				
United Kingdom.	United States.	Other Countries.	Totals.	United Kingdom.	United States.	Other Countries.	Totals.	
£	£	£	£	£	£	£	£	
{ Included with "Fancy Goods" prior to 1877.				157,065	76,263	278	233,606	1874
				267,536	107,695		375,231	1875
				153,825	76,365	2,223	234,413	1876
25,108	19,215	1,536	45,859	131,328	96,541	876	228,745	1877
27,308	19,463	1,265	48,036	112,305	115,331	172	227,808	1878
16,439	18,740	880	36,059	55,580	145,572	289	201,441	1879
35,307	40,760	1,436	77,503	67,589	104,311	551	172,451	1880
59,335	27,405	1,478	88,218	71,475	125,689	189	197,353	1881
71,022	34,557	8,044	113,623	67,467	124,812	1,172	193,451	1882
54,956	23,897	6,820	85,673	99,580	173,952	751	274,283	1883
41,152	19,091	6,455	66,698	64,019	156,813	1,998	222,830	1884
42,561	24,273	6,664	73,498	46,958	124,225	1,758	172,941	1885
46,792	23,219	4,708	74,719	45,868	141,126	1,569	188,563	1886
43,743	24,483	10,685	78,911	47,660	103,810	952	152,122	1887
33,981	18,301	7,971	60,253	38,454	107,809	1,199	147,462	1888
39,529	16,258	13,468	69,255	36,195	91,975	907	129,077	1889
38,510	16,176	14,211	68,897	37,191	87,882	402	125,475	1890
34,826	14,939	15,904	65,669	47,580	115,615	148	163,343	1891
29,526	15,190	19,670	64,386	48,441	248,810	1,026	298,277	1892
34,891	16,681	14,397	65,919	53,917	204,007	5,252	263,176	1893
27,312	19,007	15,545	61,864	35,905	185,179	1,694	223,778	1894
28,223	26,901	24,218	79,342	29,345	190,696	2,745	222,786	1895
35,810	23,403	28,131	87,344	25,626	235,197	1,617	262,440	1896
35,399	16,695	21,515	73,609	18,324	258,126	743	277,193	1897
41,441	20,617	25,615	87,673	21,971	189,041	1,449	212,461	1898
51,323	30,245	40,875	122,443	34,835	73,465	1,826	110,126	1899
54,424	37,484	61,223	153,131	32,186	80,454	1,893	114,533	1900
54,137	32,740	41,601	128,478	66,627	95,311	5,802	163,744	1901
59,751	50,522	40,790	151,063	107,752	109,045	1,171	217,968	1902
60,319	54,836	39,218	154,373	106,069	113,811	2,409	222,289	1903
71,462	72,523	35,903	179,888	150,730	117,221	2,131	270,082	1904
67,499	77,230	52,075	196,804	132,795	121,057	3,219	257,071	1905
86,179	94,812	57,525	238,516	170,144	122,384	3,230	295,758	1906
84,825	99,079	51,007	234,911	105,803	104,393	1,590	211,786	(9 months) 1907
95,363	98,831	104,175	298,369	221,811	138,638	2,245	362,694	1908
40,699	69,369	81,289	191,357	120,181	118,107	2,153	240,441	1909
60,910	85,888	93,727	240,025	186,236	147,919	1,983	336,138	1910
56,333	52,705	109,347	218,385	229,313	151,443	23,125	403,881	1911
69,614	53,441	89,904	212,959	251,785	176,380	8,964	437,129	1912
79,563	50,438	108,146	238,147	374,613	241,060	17,741	633,414	1913

4 GEORGE V., A. 1914

No. 24—STATEMENT of the Values of the Principal and Other Articles entered
1874 to 1913.

FISCAL YEARS.	CORDAGE, ROPE AND TWINE— <i>Con.</i>				COTTON AND			
	Free. (For Dutiable see page 413).				Dutiable.			
	United Kingdom.	United States.	Other Countries	Totals.	United Kingdom.	United States.	Other Countries.	Totals.
	\$	\$	\$	\$	\$	\$	\$	\$
1874.....	313,128	267,374	108	580,610	10,290,290	907,491	10,878	11,217,659
1875.....					8,872,162	1,362,042	23,291	10,257,495
1876.....					5,224,075	2,161,350	11,616	7,467,041
1877.....					4,670,248	3,119,448	13,501	7,803,197
1878.....					4,842,627	2,514,715	12,880	7,370,222
1879.....					4,117,122	2,797,149	14,012	6,928,283
1880.....					5,828,085	1,866,727	56,059	7,750,871
1881.....					7,778,345	2,168,528	108,260	10,055,133
1882.....					8,485,207	2,301,800	126,498	10,913,505
1883.....					7,682,504	2,038,458	140,927	9,861,889
1884.....					5,837,933	1,491,831	85,137	7,414,901
1885.....					4,888,468	1,111,519	106,900	6,106,887
1886.....					4,525,868	1,034,275	111,323	5,671,466
1887.....					4,320,856	917,054	110,892	5,348,802
1888.....					3,247,995	743,982	116,145	4,108,122
1889.....					3,375,763	670,384	111,846	4,157,993
1890.....					3,112,345	749,444	108,947	3,970,736
1891.....					3,183,768	729,803	125,463	4,039,034
1892.....					3,044,996	790,834	166,739	4,002,569
1893.....					3,480,519	914,204	174,020	4,568,743
1894.....					2,963,472	815,441	231,015	4,009,928
1895.....					3,094,080	908,995	215,093	4,218,168
1896.....					3,357,028	1,067,012	207,920	4,631,960
1897.....					2,693,114	1,119,147	239,100	4,051,361
1898.....	465	385,880	118	386,463	3,086,068	1,332,533	292,193	4,710,794
1899.....	575	886,604	8	887,187	3,906,676	1,679,428	398,084	5,984,188
1900.....	752	898,396		899,148	4,474,687	1,509,312	522,570	6,506,569
1901.....	1,897	1,015,674		1,017,571	4,879,909	1,463,686	584,397	6,927,992
1902.....	19,441	1,683,772	49,646	1,752,859	5,108,513	1,608,369	734,877	7,451,759
1903.....	58,487	2,054,494	44,842	2,157,823	5,539,129	1,760,695	819,902	8,119,726
1904.....	9,086	1,525,320		1,534,406	6,010,783	1,827,438	704,757	8,542,978
1905.....	11,496	1,341,102	2,576	1,355,174	5,780,041	1,862,784	707,836	8,350,661
1906.....	27,507	1,690,812		1,718,319	6,494,603	2,151,987	921,756	9,568,346
1907(9 months)...	93,326	1,822,316	138	1,915,780	6,752,681	1,705,147	1,042,509	9,500,337
1908.....	111,161	1,428,354		1,539,515	12,362,725	2,331,225	2,003,880	16,697,830
1909.....	11,766	1,471,037		1,482,803	8,115,038	2,091,812	1,413,230	11,620,080
1910.....	30,254	1,785,838		1,816,092	12,652,957	3,245,218	1,988,022	17,886,197
1911.....	16,676	2,108,041		2,124,717	13,666,150	4,089,551	2,241,285	19,996,986
1912.....	10,473	2,155,756		2,166,229	13,674,021	5,671,743	2,361,937	21,707,701
1913.....	9,870	2,335,955		2,345,825	16,678,996	8,063,809	3,018,799	27,761,604

SESSIONAL PAPER No. 10

for Consumption in Canada (both Dutiable and Free) during each Fiscal Year inclusive, &c.—*Continued.*

MANUFACTURES OF.				CURTAINS AND SHAMS.				FISCAL YEARS.
Free.				Dutiable.				
United Kingdom.	United States.	Other Countries.	Totals.	United Kingdom.	United States.	Other Countries.	Totals.	
\$	\$	\$	\$	\$	\$	\$	\$	
175,564	596,985		772,549	Included with "Fancy Goods" prior to 1890.			 1874
27,159	663,303		690,462				 1875
155,988	709,281	142	865,411				 1876
138,235	676,097	41	814,373				 1877
9,737	831,274		841,011				 1878
1,495	1,005,534		1,007,029				 1879
4,748	1,509,830	1,650	1,516,228				 1880
20,159	1,707,933	18	1,728,110				 1881
11,839	2,371,440	1,077	2,384,356				 1882
22,293	2,991,514	15	3,013,822				 1883
12,624	2,227,071	3,453	2,243,148				 1884
40,214	2,485,735		2,525,949				 1885
37,747	2,999,285		3,037,032				 1886
31,629	3,082,350		3,113,979				 1887
54,560	3,247,102		3,301,662				 1888
114,256	3,836,363	679	3,951,298				 1889
87,958	3,770,754		3,858,712	6,885	166		7,051 1890
115,256	3,832,871	39	3,948,165	157,916	39,834	12,010	209,760 1891
149,644	3,650,234	307	3,800,185	189,001	55,648	25,650	270,299 1892
141,613	3,550,888	7,022	3,699,523	216,817	64,237	32,708	313,762 1893
149,463	2,920,638	177	3,070,278	185,787	73,757	29,233	288,777 1894
129,854	3,542,298	5,248	3,677,400	165,520	67,113	29,388	262,021 1895
191,433	3,223,760	7,700	3,422,893	190,592	59,231	35,694	285,517 1896
177,378	3,361,379	19,418	3,558,175	169,192	58,692	36,822	264,706 1897
198,256	4,148,607	16,059	4,362,922	192,766	78,480	42,323	313,569 1898
197,090	3,416,664	16,981	3,630,735	248,944	88,986	52,449	390,379 1899
378,113	4,491,575	19,514	4,839,202	284,183	92,024	61,778	437,985 1900
204,715	5,148,970	20,222	5,373,907	305,623	55,443	75,884	436,950 1901
231,499	6,047,530	9,584	6,288,613	333,466	68,835	75,411	477,762 1902
284,953	6,532,939	19,588	6,837,480	411,134	72,743	105,772	589,649 1903
6,572	6,564,820	57,543	6,938,935	425,226	58,727	121,620	605,573 1904
3,860	6,079,522	59,005	6,502,387	388,032	65,312	114,606	567,950 1905
406,811	8,332,156	53,024	8,791,991	435,231	75,273	123,687	634,191 1906
270,601	6,948,374	45,519	7,264,494	388,414	56,995	82,281	527,690	..(9 months) 1907
444,271	6,244,332	41,815	6,730,418	534,096	66,356	168,544	768,996 1908
288,203	6,796,495	29,729	7,114,427	369,395	47,716	72,355	489,466 1909
514,927	9,637,229	42,301	10,194,457	516,193	95,860	94,808	706,861 1910
788,356	12,055,388	35,329	12,879,073	566,096	85,414	87,590	739,100 1911
899,585	8,322,245	53,384	9,275,214	536,829	80,143	66,292	683,264 1912
1,071,402	9,095,623	22,970	10,189,995	571,668	93,921	74,186	738,875 1913

4 GEORGE V., A. 1914

No. 24—STATEMENT of the Values of the Principal and Other Articles entered
1874 to 1913.

FISCAL YEARS.	DRESSING,—HARNESS, LEATHER AND SHOE, INCLUDING SHOE BLACKING AND SHOE- MAKER'S INK.				DRUGS, DYES, CHEMICALS			
	Dutiable.				Dutiable.			
	United Kingdom.	United States.	Other Countries.	Totals.	United Kingdom.	United States.	Other Countries.	Totals.
	\$	\$	\$	\$	\$	\$	\$	\$
1874	6,398	22,176	533	29,107	347,492	247,149	12,048	606,689
1875	7,858	23,208	418	31,484	370,293	259,842	18,367	648,502
1876	5,968	19,520	414	25,902	284,120	307,170	16,445	607,735
1877	3,877	30,581	1,392	35,850	287,639	267,613	75,309	630,561
1878	2,012	33,962	35,974	269,742	352,032	123,428	745,202
1879	1,503	24,947	595	27,045	267,748	299,943	184,363	752,054
1880	2,645	27,772	180	30,597	281,051	276,927	64,153	622,131
1881	3,847	22,641	6,413	32,901	324,810	305,945	146,509	777,264
1882	5,186	42,870	5,257	53,313	307,068	361,248	191,207	859,523
1883	4,184	32,372	11,059	47,615	324,166	381,620	239,729	945,515
1884	7,724	26,171	4,851	38,746	256,353	503,772	346,654	1,106,779
1885	5,502	32,191	9,706	47,399	263,962	428,082	444,750	1,136,794
1886	4,563	36,067	6,590	47,220	264,793	417,917	394,553	1,077,263
1887	4,281	41,928	7,921	54,130	302,123	489,402	524,687	1,316,212
1888	3,588	44,425	6,752	54,765	315,947	528,917	382,574	1,227,438
1889	5,614	40,019	6,688	52,321	307,631	494,087	377,300	1,179,018
1890	9,381	52,574	7,873	69,828	318,184	482,755	427,021	1,227,960
1891	9,758	56,917	3,641	70,346	314,652	481,591	484,489	1,280,732
1892	7,927	60,061	3,689	71,677	300,798	513,370	563,175	1,377,343
1893	9,090	65,898	5,145	80,133	302,797	494,504	582,884	1,380,185
1894	9,809	59,417	1,887	71,113	255,531	450,261	435,161	1,140,953
1895	9,687	59,671	6,090	75,448	236,339	432,639	314,291	983,269
1896	9,696	59,942	5,109	74,747	242,785	497,537	352,551	1,092,873
1897	3,411	66,983	2,465	72,859	228,350	553,990	343,380	1,125,720
1898	8,091	64,487	2,466	75,044	300,548	616,294	381,985	1,298,827
1899	5,946	73,579	3,052	82,577	415,155	757,240	356,337	1,528,732
1900	3,112	65,978	2,353	71,443	551,908	771,119	260,030	1,583,057
1901	3,530	65,746	2,461	71,737	714,336	765,109	356,152	1,835,597
1902	3,397	71,619	4,605	79,621	560,397	772,875	469,007	1,802,279
1903	3,808	75,235	3,173	82,216	672,817	876,333	331,562	1,880,712
1904	2,390	75,193	1,974	79,557	601,091	958,206	455,727	2,015,024
1905	2,953	82,758	1,268	86,979	717,776	936,929	417,539	2,072,244
1906	6,586	79,008	819	86,413	810,227	1,006,317	515,824	2,332,368
1907 (9 months) ..	6,279	57,998	193	64,470	787,390	817,288	357,613	1,962,291
1908	10,538	84,865	158	95,561	792,822	1,173,545	620,178	2,586,545
1909	9,657	72,562	50	82,269	673,193	1,126,138	463,539	2,262,870
1910	16,035	67,534	300	83,869	808,378	1,426,544	386,272	2,621,194
1911	10,869	72,191	164	83,224	965,241	1,643,675	489,948	3,098,864
1912	22,556	83,042	62	105,660	1,029,674	1,859,980	524,720	3,414,374
1913	9,507	116,725	17	126,249	1,126,342	2,330,865	659,873	4,117,080

SESSIONAL PAPER No. 10

for Consumption in Canada (both Dutiable and Free) during each Fiscal Year inclusive, &c.—*Continued.*

AND MEDICINES.				EARTHENWARE AND CHINA.				FISCAL YEARS
Free.				Dutiable.				
United Kingdom.	United States.	Other Countries.	Totals.	United Kingdom.	United States.	Other Countries.	Totals.	
\$	\$	\$	\$	\$	\$	\$	\$	
626,730	270,466	32,787	929,983	572,448	30,655	8,652	611,7551874
479,499	318,666	35,352	833,517	496,788	43,417	13,269	553,4741875
360,295	221,095	25,147	606,537	376,200	40,825	13,863	430,8881876
506,557	281,695	45,212	833,464	356,421	49,960	15,343	421,7241877
431,620	246,472	65,019	743,111	412,999	55,294	15,520	483,8131878
370,081	243,303	71,044	684,428	319,150	52,261	20,962	392,3731879
466,495	378,658	49,460	894,613	253,994	34,224	34,115	322,3331880
521,559	451,098	54,675	1,027,332	348,663	45,260	45,106	439,0291881
480,838	479,074	97,197	1,057,109	511,603	59,863	75,268	646,7341882
598,154	612,795	104,538	1,315,487	520,442	56,728	80,716	657,8861883
530,970	634,572	98,835	1,263,927	441,566	35,533	67,487	544,5861884
555,197	602,488	113,076	1,270,761	423,761	37,278	50,814	511,8531885
502,706	649,625	118,854	1,271,185	490,131	41,415	67,723	599,2691886
494,062	661,898	108,100	1,264,060	594,243	57,834	98,614	750,6911887
524,586	632,081	113,297	1,269,964	520,185	58,040	118,857	697,0821888
609,525	627,931	95,641	1,333,097	542,354	58,961	96,634	697,9491889
580,329	643,055	115,809	1,339,193	516,549	66,850	111,807	695,2061890
629,600	705,347	128,924	1,463,871	460,656	66,972	107,279	634,9071891
723,627	702,705	137,672	1,564,004	534,977	64,678	149,155	748,8101892
754,608	876,679	153,552	1,784,839	520,351	58,691	130,695	709,7371893
663,865	778,444	177,836	1,620,145	477,554	58,241	159,719	695,5141894
609,581	882,121	251,590	1,743,202	388,476	47,042	112,417	547,9351895
653,335	928,291	275,034	1,856,669	337,218	55,838	132,437	575,4931896
640,341	875,231	276,644	1,792,216	356,780	62,662	146,380	595,8221897
805,033	1,075,289	520,294	2,400,621	454,062	77,059	144,753	675,8741898
600,010	1,330,481	421,740	2,352,231	577,290	136,256	203,181	916,7271899
670,795	1,331,121	417,585	2,469,501	563,931	188,495	207,100	959,5261900
693,270	1,934,553	528,251	3,161,074	687,158	161,895	265,714	1,114,6771901
757,868	2,288,546	626,006	3,672,423	723,557	242,055	309,481	1,275,0931902
864,052	2,413,184	749,786	4,027,022	803,140	258,767	341,703	1,406,6101903
876,583	2,330,115	629,316	3,836,014	961,806	235,857	413,693	1,611,3561904
862,234	2,597,190	622,827	4,082,251	960,317	243,776	432,121	1,636,2141905
937,486	3,438,899	658,454	5,034,839	987,180	275,359	429,820	1,692,3591906
1,011,395	2,845,657	589,564	4,446,616	851,155	197,746	373,979	1,422,880	..(9 months)1907
1,486,522	4,692,239	635,133	6,813,894	1,350,296	214,380	626,108	2,190,7841908
1,343,436	4,724,602	815,419	6,883,457	1,065,943	216,582	434,362	1,716,8871909
1,474,605	5,187,156	822,602	7,484,363	1,170,763	269,160	419,374	1,859,3021910
1,678,188	6,259,968	1,151,959	9,090,115	1,476,318	351,898	570,200	2,398,4161911
1,770,139	5,956,606	1,454,732	9,181,477	1,558,081	421,869	603,016	2,582,9661912
1,975,890	6,385,068	4,033,305	12,394,263	1,932,418	584,359	748,403	3,265,1801913

4 GEORGE V., A. 1914

No. 24—STATEMENT of the Values of the Principal and Other Articles entered
1874 to 1913.

FISCAL YEARS.	ELECTRIC APPARATUS.							
	Dutiable.				Free.			
	United Kingdom.	United States.	Other Countries.	Totals.	United Kingdom.	United States.	Other Countries.	Totals.
	\$	\$	\$	\$	\$	\$	\$	\$
1874.....								
1875.....								
1876.....								
1877.....								
1878.....								
1879.....								
1880.....								
1881.....	2,034	9,711	88	11,833		168		168
1882.....	3,545	40,200	302	44,047				
1883.....	12,706	59,184	673	72,563		6,317		6,317
1884.....	4,170	89,542	376	94,088		9,049		9,049
1885.....	25,612	66,828	589	93,029		400		400
1886.....	1,689	65,163	1,386	68,238	253	359		612
1887.....	3,298	108,582	363	112,243		35		35
1888.....	2,797	191,339	652	194,788				
1889.....	16,881	252,144	2,110	251,135				
1890.....	27,465	344,773	861	373,102				
1891.....	12,231	450,882	5,933	469,046				
1892.....	15,981	622,485	2,162	640,628				
1893.....	31,998	648,719	9,348	690,065				
1894.....	45,397	445,367	18,259	509,023				
1895.....	26,124	349,634	5,026	380,784				
1896.....	6,581	294,806	3,439	304,826				
1897.....	6,806	449,553	2,340	458,699				
1898.....	8,274	428,644	5,104	442,022				
1899.....	12,475	538,789	2,690	553,954				
1900.....	21,225	847,653	2,434	871,312				
1901.....	9,177	904,629	6,048	919,854				
1902.....	15,648	1,349,794	7,474	1,372,916				
1903.....	55,867	1,581,806	11,328	1,649,001				
1904.....	60,030	2,336,851	10,031	2,406,912				
1905.....	30,051	2,718,453	76,963	2,825,467		24,512		24,512
1906.....	80,812	3,388,233	38,703	3,507,748	111	69,439	990	70,540
1907 (9 months).....	84,698	2,379,046	18,002	2,481,746		74,992		74,992
1908.....	61,490	2,883,173	60,633	3,005,296	176	120,845	1,444	128,465
1909.....	86,617	1,910,219	49,576	2,046,412		54,739	341	55,080
1910.....	434,765	2,995,792	95,519	3,526,076		162,460	2	162,462
1911.....	392,845	4,381,052	158,141	4,932,038	979	196,046	614	197,639
1912.....	628,126	4,973,734	193,360	5,795,220	3,529	191,630	4,324	199,483
1913.....	1,188,079	7,313,304	296,063	8,797,446		300,263	6,831	307,094

Not separately stated prior to 1881.

SESSIONAL PAPER No. 10

for Consumption in Canada (both Dutiable and Free) during each Fiscal Year inclusive, &c.—*Continued.*

EMBROIDERIES.				FANCY GOODS.				FISCAL YEARS.
Dutiable.				Dutiable.				
United Kingdom.	United States.	Other Countries.	Totals.	United Kingdom.	United States.	Other Countries.	Totals.	
\$	\$	\$	\$	\$	\$	\$	\$	
19,677	66		19,743	2,633,051	305,132	399,376	3,337,559	1874
17,356	267		17,623	2,723,421	335,657	304,296	3,363,374	1875
12,290	258	997	13,545	1,809,119	324,990	267,702	2,401,811	1876
23,824	2,360	2,366	28,550	1,342,118	249,922	178,669	1,770,709	1877
3,928	984	4,739	9,651	1,209,379	249,462	228,680	1,687,521	1878
348	1		349	920,593	207,868	214,700	1,343,161	1879
10,458	3,157	6,116	19,731	279,068	78,145	106,718	463,931	1880
9,027	1,382	15,312	25,721	468,018	97,186	138,016	703,220	1881
43,985	5,963	24,382	74,330	1,561,050	159,679	280,468	2,001,237	1882
59,684	4,995	19,056	83,735	1,695,081	178,727	322,865	2,196,673	1883
63,435	1,527	42,912	107,874	1,311,215	177,797	234,088	1,723,100	1884
57,196	8,533	68,060	133,789	1,237,278	147,354	232,169	1,616,801	1885
58,484	1,848	76,423	136,755	1,031,965	204,875	204,979	1,441,819	1886
104,558	5,366	71,175	181,099	1,546,326	258,108	299,075	2,103,509	1887
143,565	7,068	57,395	208,028	1,253,372	241,367	318,190	1,812,929	1888
119,318	9,742	56,103	185,163	1,304,617	252,132	340,669	1,897,418	1889
106,925	11,687	82,038	200,650	1,235,236	264,057	367,938	1,867,231	1890
113,910	10,630	75,810	200,350	990,427	236,938	295,994	1,523,359	1891
86,416	10,663	57,534	154,613	1,035,243	267,356	336,493	1,639,092	1892
90,738	14,523	55,064	160,325	1,085,952	261,678	379,349	1,726,979	1893
90,975	15,249	31,900	198,124	1,077,159	233,624	347,644	1,658,427	1894
44,303	5,075	77,829	127,207	924,771	218,095	344,466	1,487,332	1895
35,027	2,539	107,286	144,852	912,464	231,829	320,449	1,464,742	1896
42,626	4,641	93,055	140,322	876,213	265,271	345,322	1,476,806	1897
20,308	2,272	16,389	38,969	1,004,770	325,527	460,892	1,791,189	1898
18,566	4,790	23,202	46,558	893,029	406,621	527,232	1,826,882	1899
22,298	8,444	23,237	53,979	928,481	445,090	524,543	1,898,114	1900
20,502	6,905	29,172	56,579	899,806	361,896	675,023	1,936,725	1901
22,817	9,150	27,261	59,228	1,055,153	390,150	773,405	2,218,708	1902
35,145	12,585	43,409	91,139	1,274,573	432,598	995,963	2,703,134	1903
30,339	15,233	48,987	94,559	1,452,985	500,014	1,117,760	3,070,759	1904
19,187	9,419	40,039	68,645	1,417,531	532,744	1,118,513	3,068,788	1905
24,519	8,409	52,054	84,932	1,482,928	571,306	1,311,658	3,365,892	1906
38,039	8,942	38,656	85,637	1,159,335	437,767	1,040,918	2,638,020	(9 months) 1907
35,818	8,983	61,109	105,910	1,367,079	552,007	1,366,383	3,279,469	1908
15,748	14,994	46,929	77,671	1,189,371	573,726	1,054,721	2,817,818	1909
27,650	22,916	58,900	109,466	1,488,750	739,674	1,197,491	3,425,915	1910
38,989	25,503	67,685	132,177	1,522,014	888,799	1,593,938	4,004,751	1911
42,269	28,281	68,151	138,701	1,678,554	957,755	1,637,115	4,273,424	1912
38,786	32,248	72,667	143,701	1,956,911	1,130,078	1,913,885	5,000,874	1913

4 GEORGE V., A. 1914

No. 24—STATEMENT of the Values of the Principal and Other Articles entered
1874 to 1913,

FISCAL YEARS.	FERTILIZERS.							
	Dutiable.				Free.			
	United Kingdom.	United States.	Other Countries.	Totals.	United Kingdom.	United States.	Other Countries.	Totals.
	\$	\$	\$	\$	\$	\$	\$	\$
1874					4,288	18,673		22,961
1875					408	14,579		14,986
1876					221	22,685		22,906
1877					733	29,157		29,890
1878					374	24,513	32	24,919
1879					149	23,842	83	24,074
1880					278	2,672	96	3,046
1881					200	1,804	98	2,102
1882					292	4,557		4,849
1883					299	4,805	25	5,129
1884					433	4,392	24	4,869
1885					37	6,060	5	6,102
1886		1,849		1,849	158	3,233	10	3,401
1887	259	6,729		6,988	33	1,758	25	1,816
1888	431	12,025		12,456	22	1,708		1,730
1889	1,984	12,139		14,123	95	2,752		2,847
1890	471	13,973		14,444	1,275	1,185	719	3,179
1891	362	13,134		13,496	5,629	2,528	750	8,907
1892	811	18,728		19,539	149	4,532		4,681
1893	1,109	20,471		21,580	9	11,798	15	11,822
1894	901	16,077		16,978	700	7,759	30	8,489
1895	3,328	34,743	6	38,077	129	20,978	1,342	22,449
1896	1,162	42,194		43,356	291	26,776	11	27,078
1897	1,375	52,747		54,122	3,232	31,859	2,763	37,854
1898	740	45,195	503	46,438	23,988	25,930	220	50,138
1899	565	59,037		59,602	730	45,827	234	46,791
1900	5,820	61,543		67,363	8,485	56,756	769	66,010
1901	3,427	70,781		74,208	5,141	101,391	300	106,832
1902	6,253	78,743		84,996	308	110,898	12,248	123,454
1903	6,186	106,070		112,256	16,918	89,751	6,275	112,944
1904	7,340	126,621	102	134,063	2,389	127,086	5,585	135,060
1905	8,459	119,762	16	128,237	4,785	107,440	4,661	116,886
1906	7,848	157,466	2,194	167,508	1,771	88,431	4,586	94,788
1907 (9 months) ..	2,631	142,988	212	145,831	3,274	101,141	6,812	111,227
1908	7,165	258,502	633	266,300	24,537	106,515	5,819	136,871
1909	3,913	339,436	1,666	345,015	47,586	128,741	8,318	184,645
1910	8,092	350,907		358,999	54,210	129,220	6,064	189,494
1911	22,196	399,476	121	421,793	15,520	138,633	10,507	164,660
1912	32,045	413,338		445,383	23,216	121,778	29,770	174,764
1913	59,310	480,379	216	539,905	57,078	103,191	37,482	197,751

SESSIONAL PAPER No. 10

for Consumption in Canada (both Dutiable and Free) during each Fiscal Year inclusive, &c.—*Continued.*

FISH.								FISCAL YEARS.
Dutiable.				Free.				
United Kingdom.	United States.	Other Countries.	Totals.	United Kingdom.	United States.	Other Countries.	Totals.	
\$	\$	\$	\$	\$	\$	\$	\$	
16,226	32,687	1,449	50,362	543,935	921,281	1,465,216	1874
11,495	10,629	1,503	23,627	61	619,735	839,536	1,459,332	1875
9,514	11,623	2,101	23,238	5	632,119	741,017	1,373,141	1876
25,696	19,076	4,232	49,004	170	626,772	566,979	1,193,921	1877
24,443	18,575	7,383	50,401	549,054	526,804	1,075,858	1878
33,204	21,869	6,421	61,494	20	490,191	488,463	978,674	1872
32,121	10,735	2,522	45,378	58	465,199	455,066	920,323	1883
36,084	33,766	3,819	73,669	85	518,746	398,631	917,462	1889
51,004	48,056	7,011	106,071	16	578,862	384,513	963,391	1880
50,326	67,726	13,823	131,875	28	692,109	564,170	1,256,307	1881
72,924	38,444	9,164	120,532	86	652,297	624,152	1,276,535	1884
59,943	30,758	17,045	107,746	600,793	250,866	851,659	1885
39,704	413,477	16,190	469,371	962	288,278	289,240	1886
51,797	443,855	15,597	511,249	39	273,085	273,124	1887
44,005	456,346	17,412	517,763	249	347,353	347,602	1888
45,350	406,922	23,276	477,548	447	411,908	412,355	1889
41,319	442,257	33,198	516,774	76	178	403,538	403,792	1890
43,757	414,138	31,637	488,932	420	614,314	614,734	1891
44,719	391,854	28,680	465,253	334	666,727	667,061	1892
55,410	384,851	35,800	476,061	17	941	536,486	537,444	1893
67,238	344,516	43,877	455,631	154	748,332	748,486	1894
47,552	307,082	30,239	384,873	204	624,207	624,411	1895
40,529	300,997	31,852	373,378	24,920	456,058	480,978	1896
41,815	286,220	41,165	369,200	102,519	264,398	366,917	1897
54,126	276,491	39,066	369,683	102	86,920	334,465	421,487	1898
74,564	369,207	52,415	496,186	137	1,313	385,895	387,345	1899
55,618	483,412	43,620	582,650	1,133	485,131	486,264	1900
63,267	407,999	53,021	524,287	517	359,053	359,570	1901
70,748	475,550	54,931	601,229	1,113	452,683	453,796	1902
68,420	513,478	60,015	641,913	374	635,226	635,000	1903
67,229	583,927	67,022	718,178	994	687,369	688,363	1904
84,369	537,955	104,802	727,126	540	630,763	631,303	1905
81,097	578,795	127,615	787,507	666	1,152,338	1,153,004	1906
79,139	531,975	104,071	715,185	371	862,880	863,251	(9 months) 1907
94,519	569,331	146,559	810,409	3,200	1,027,162	1,030,302	1908
110,427	472,529	179,422	762,378	1,412	814,886	816,298	1909
145,775	574,777	217,526	939,078	9	6,193	719,770	725,972	1910
202,206	614,306	335,729	1,152,241	8,160	681,438	689,598	1911
223,432	692,721	329,984	1,237,137	10,766	986,374	997,140	1912
245,940	829,256	490,757	1,565,953	7,313	914,109	921,422	1913

4 GEORGE V., A. 1914

No. 24—STATEMENT of the Values of the Principal and Other Articles entered
1874 to 1913,

FISCAL YEARS.	FISHERIES, ARTICLES FOR THE USE OF.							
	Dutiable.				Free.			
	United Kingdom.	United States.	Other Countries.	Totals.	United Kingdom.	United States.	Other Countries.	Totals.
	\$	\$	\$	\$	\$	\$	\$	\$
1874.....					153,346	47,314	11	200,671
1875.....					179,591	63,582		243,173
1876.....					176,791	99,977		276,768
1877.....					182,689	164,164	236	347,089
1878.....					182,656	147,007	358	330,021
1879.....					133,179	107,973		241,152
1880.....					161,605	104,006	2	265,613
1881.....					135,564	134,625	73	270,262
1882.....					176,196	174,969	285	351,450
1883.....					220,688	252,001	415	473,104
1884.....					227,519	281,991		509,510
1885.....					195,408	186,318	47	381,773
1886.....					134,495	152,570	8	287,073
1887.....					158,747	163,539	144	322,430
1888.....					204,518	220,966		425,484
1889.....					206,861	241,859		448,720
1890.....					190,954	237,260	250	428,464
1891.....					185,707	248,918	708	435,333
1892.....					215,982	257,047	175	473,204
1893.....					189,446	242,448	2,163	434,057
1894.....					207,044	234,429	3,067	444,540
1895.....					215,336	298,847	4,708	518,891
1896.....					263,298	259,047	2,796	525,141
1897.....					334,399	204,168	2,059	540,626
1898.....	8,665	3,613		12,278	274,107	206,528	3,003	483,638
1899.....	9,089	5,263		14,352	298,252	233,730	4,046	536,028
1900.....	10,730	6,914		17,644	305,719	298,310	5,855	609,884
1901.....	14,829	12,197	16	27,042	298,054	321,205	7,657	626,916
1902.....	23,397	18,146		41,543	356,119	333,681	5,457	695,257
1903.....	24,646	22,108	219	46,973	340,924	361,243	27,898	730,065
1904.....	34,785	25,748	52	60,585	309,663	355,689	26,715	691,467
1905.....	32,389	26,130	18	58,537	288,953	436,069	29,121	754,143
1906.....	25,278	23,826	4	49,108	312,910	369,296	12,209	694,415
1907 (9 months).....	18,345	8,922		27,267	189,225	324,060	16,034	529,319
1908.....	24,897	17,741	8	42,646	542,684	486,674	22,883	1,052,241
1909.....	19,332	20,791	16	40,139	420,797	428,349	25,932	875,078
1910.....	21,942	23,151	331	45,424	416,103	455,838	54,494	920,435
1911.....	28,398	24,277	17	52,692	504,143	590,726	23,788	1,118,657
1912.....	23,013	19,717		42,730	482,743	573,282	19,823	1,075,848
1913.....	32,734	25,052	40	57,826	680,726	707,247	15,457	1,403,430

SESSIONAL PAPER No. 10

for Consumption in Canada (both Dutiable and Free) during each Fiscal Year inclusive, &c.—*Continued.*

FLAX, HEMP AND JUTE MANUFACTURES OF.								FISCAL YEARS.
Dutiable.				Free.				
United Kindgom.	United States.	Other Countries.	Totals.	United Kindgom.	United States.	Other Countries.	Totals.	
\$	\$	\$	\$	\$	\$	\$	\$	
1,218,260	74,128	9,964	1,302,352	326,601	320,398		646,999	1875
1,500,154	240,696	7,659	1,748,509	114,933	259,547		374,480	1875
980,465	237,178	3,600	1,221,243	19,142	178,351	22,033	219,526	1876
1,084,264	269,574	1,477	1,355,315	15,705	376,011		391,716	1877
1,138,627	244,025	2,183	1,384,835	47,625	231,081		278,706	1878
961,586	184,987	6,456	1,153,029	23,654	182,875		206,529	1879
1,118,836	55,720	3,509	1,178,065	175,296	170,346	625	346,267	1880
1,391,877	53,759	2,511	1,448,147	225,340	152,706		378,046	1881
1,593,905	63,270	21,827	1,679,002	280,957	250,704		531,661	1882
1,476,759	66,083	11,485	1,554,327	369,454	339,086		708,540	1882
1,245,654	51,412	13,789	1,310,855	199,978	371,730	16	571,724	1884
1,321,865	61,936	9,051	1,392,852	404,872	273,728		678,606	1885
1,255,096	59,800	22,183	1,340,079	413,815	202,551	7,793	624,159	1886
1,445,081	55,881	27,137	1,528,099	453,043	261,618	41	714,702	1887
1,312,998	31,048	22,134	1,366,180	959,599	312,821		1,272,420	1888
1,423,107	48,493	22,086	1,493,686	1,295,882	222,954	10,015	1,528,851	1889
1,369,268	27,876	20,109	1,417,253	887,772	164,607	4,629	1,057,008	1890
1,366,266	42,626	28,497	1,437,389	1,014,951	248,845	1,603	1,265,399	1891
1,479,003	44,652	27,348	1,551,003	734,153	501,848	940	1,236,941	1892
1,531,501	46,511	43,707	1,621,719	870,327	592,145	100,650	1,563,122	1893
1,331,892	48,333	39,278	1,419,503	548,365	184,199	105,500	838,064	1894
1,251,299	58,893	29,705	1,339,897	515,410	507,052	1,393	1,023,855	1895
1,410,879	66,689	48,603	1,526,171	872,260	345,291	16	1,217,567	1896
1,159,126	53,597	49,750	1,267,473	831,632	212,819	5,382	1,049,833	1897
1,280,829	55,321	76,186	1,412,336	916,003	254,434	23,002	1,193,439	1898
1,610,210	69,395	74,959	1,754,564	1,081,210	450,330	2,848	1,534,388	1899
1,660,274	63,348	107,269	1,830,891	1,269,254	478,240	15,688	1,763,182	1900
1,747,294	74,864	90,912	1,913,070	1,101,085	376,296	28,067	1,505,448	1901
1,783,730	84,265	113,876	1,981,871	1,567,092	745,500	65,376	2,377,968	1902
1,925,381	98,835	161,226	2,185,442	1,435,511	534,653	164,436	2,134,600	1903
2,160,410	81,210	175,620	2,417,240	1,224,269	628,994	79,131	1,932,394	1904
2,112,093	98,048	297,362	2,507,503	1,353,037	443,890	100,604	1,897,531	1905
2,451,441	120,347	516,469	3,088,257	1,368,958	466,694	276,657	2,112,309	1906
2,121,155	103,649	621,744	2,846,548	1,132,648	260,112	289,763	1,682,523	(9 months)1907
2,682,031	134,412	1,088,203	3,904,646	1,446,168	409,975	346,674	2,202,817	1908
1,953,315	144,157	352,732	2,450,204	1,164,416	278,547	75,489	1,518,452	1909
2,907,796	208,862	762,332	3,878,990	1,121,944	220,851	118,527	1,461,322	1910
2,782,232	155,912	936,280	3,874,424	1,182,507	298,598	83,415	1,564,520	1911
2,805,597	206,884	1,292,445	4,304,926	1,544,357	227,932	334,562	2,166,911	1912
3,235,672	265,318	292,470	3,793,460	2,125,221	314,955	2,561,327	5,001,503	1913

4 GEORGE V., A. 1914

No. 24—STATEMENT of the Values of the Principal and Other Articles entered
1874 to 1913,

FISCAL YEARS.	FRUITS.							
	Dutiable.				Free.			
	United Kingdom.	United States.	Other Countries.	Totals.	United Kingdom.	United States.	Other Countries.	Totals.
	\$	\$	\$	\$	\$	\$	\$	\$
1874.....	275,952	506,767	245,490	1,028,209	342	4,679	5,021
1875.....	315,234	791,622	307,325	1,414,181	706	1,231	106	2,043
1876.....	316,310	465,633	280,049	1,061,992	2,783	17	570	3,370
1877.....	314,692	741,423	274,568	1,330,683	652	576	2,028	3,256
1878.....	345,601	690,197	226,185	1,261,983	3,840	642	13	4,495
1879.....	248,762	628,046	291,725	1,168,533	1,346	3,016	1,725	6,087
1880.....	214,943	443,755	175,346	834,044	59	59
1881.....	192,892	553,069	425,603	1,171,564	1,632	5,704	788	8,124
1882.....	301,504	609,244	556,686	1,467,434	40	3	5,673	5,716
1883.....	410,406	955,863	753,615	2,119,884	650	39	51	740
1884.....	368,787	990,108	684,940	2,043,835	793	952	292	2,037
1885.....	370,353	759,985	486,218	1,616,556	11	524	535
1886.....	352,001	728,972	531,105	1,612,078	1,014	322	1,336
1887.....	366,001	744,371	570,321	1,680,693	1,177	1,177
1888.....	393,862	766,541	630,278	1,790,681	158,240	393	158,633
1889.....	347,333	687,129	596,934	1,631,396	290	614,400	2,309	616,999
1890.....	362,952	915,744	555,960	1,834,656	109	748,520	4,082	752,711
1891.....	344,800	1,065,917	779,502	2,190,219	4	393,584	3,691	397,279
1892.....	252,598	1,213,464	642,302	2,108,364	13	425,014	3,314	428,341
1893.....	209,410	1,122,594	521,843	1,853,847	905	479,604	33,210	513,719
1894.....	240,784	1,179,049	721,085	2,140,918	72	559,155	40,542	599,769
1895.....	260,856	980,526	744,892	1,986,274	519,058	17,611	536,669
1896.....	319,161	1,107,276	626,780	2,053,217	1,662	530,789	15,332	547,783
1897.....	214,300	921,185	657,301	1,792,786	731	466,431	12,501	479,663
1898.....	194,780	1,295,994	843,305	2,334,079	360	506,472	5,629	512,361
1899.....	219,072	1,346,080	960,561	2,525,713	557,499	9,395	566,894
1900.....	279,853	1,710,811	907,878	2,898,542	134	578,017	3,463	581,614
1901.....	290,122	1,766,979	1,146,845	3,203,946	31	666,995	2,517	669,543
1902.....	282,780	1,938,184	1,426,930	3,648,194	805,205	28,402	833,607
1903.....	297,662	2,088,697	1,369,596	3,755,955	903,261	54,816	958,077
1904.....	278,087	2,129,494	1,296,828	3,704,409	21	933,641	19,985	953,647
1905.....	242,028	2,404,545	1,368,734	4,015,307	437	1,115,096	28,018	1,143,551
1906.....	388,363	2,900,744	1,641,439	4,930,546	1,817	1,330,252	59,875	1,391,944
1907(9 months)...	262,078	2,365,226	1,556,915	4,184,219	95,147	1,264,222	219,979	1,579,348
1908.....	451,775	2,350,886	1,852,234	4,654,895	226,239	3,474,360	476,339	4,176,938
1909.....	377,775	2,463,649	1,555,082	4,396,506	147,085	3,581,585	384,764	4,113,434
1910.....	467,530	2,711,210	1,831,078	5,012,818	168,311	3,761,187	488,893	4,418,391
1911.....	555,545	3,849,604	2,242,309	6,647,458	157,222	4,723,476	426,852	5,307,550
1912.....	905,332	5,481,914	2,596,330	8,963,576	111,279	5,772,532	443,961	6,327,772
1913.....	1,139,995	6,135,440	2,336,989	9,612,424	107,120	6,235,874	496,522	6,839,516

SESSIONAL PAPER No. 10

for Consumption in Canada (both Dutiable and Free) during each Fiscal Year inclusive, &c.—*Continued.*

FURS AND SKINS AND MANUFACTURES OF.								FISCAL YEARS.
Dutiable.				Free.				
United Kingdom.	United States.	Other Countries.	Totals.	United Kingdom.	United States.	Other Countries.	Totals.	
\$	\$	\$	\$	\$	\$	\$	\$	
302,938	85,182	25,159	413,279	106,994	173,928	7,439	288,361	1874
304,471	119,680	11,305	435,456	177,638	154,675	15,519	347,832	1875
199,297	51,783	11,535	262,615	83,753	84,191	21,830	189,774	1876
153,367	74,212	18,552	246,131	69,638	94,261	17,125	180,424	1877
146,731	67,892	19,005	233,628	49,938	79,077	19,894	148,909	1878
107,190	47,223	20,533	174,946	32,457	78,212	27,772	138,441	1879
158,618	33,576	23,996	216,190	84,698	127,982	25,281	237,961	1880
268,139	69,113	96,849	434,101	115,620	221,768	96,032	433,420	1881
341,944	186,151	104,941	633,036	151,609	253,446	85,547	490,602	1882
398,443	161,361	156,761	716,565	136,795	230,490	183,871	551,156	1883
330,493	202,912	124,123	657,528	98,289	154,238	73,460	325,987	1884
329,366	134,679	146,932	610,977	106,379	166,973	154,820	422,172	1885
371,220	129,181	157,988	658,389	76,248	165,381	147,163	388,792	1886
388,069	172,361	194,340	754,770	114,808	274,918	90,189	479,915	1887
402,067	156,993	202,661	761,721	114,639	246,380	101,125	462,144	1888
337,353	132,608	267,345	737,306	117,590	299,705	106,566	523,861	1889
367,811	66,992	227,020	661,823	76,835	287,547	79,615	443,997	1890
305,960	69,377	157,719	533,056	141,243	291,771	56,400	489,414	1891
338,364	62,292	278,750	679,406	250,763	293,862	112,126	656,751	1892
338,934	69,061	265,812	723,807	296,648	348,456	151,650	796,754	1893
371,731	88,500	257,220	717,451	184,050	300,853	188,643	673,546	1894
361,002	51,876	171,179	584,057	143,415	260,886	136,000	540,301	1895
233,247	63,008	231,700	577,955	154,731	298,328	180,610	633,669	1896
185,724	38,516	172,258	396,498	112,706	266,774	125,593	505,073	1897
185,038	56,951	193,386	441,375	123,324	246,173	80,517	450,014	1898
275,130	99,357	311,284	685,771	250,457	332,575	294,217	877,249	1899
269,739	103,787	388,699	759,225	215,258	745,779	386,370	1,347,407	1900
378,331	148,691	433,369	965,391	283,266	809,120	327,455	1,419,791	1901
341,802	178,579	540,140	1,060,521	359,253	996,554	554,426	1,910,233	1902
326,252	228,668	493,958	1,048,878	383,171	1,207,123	668,558	2,258,852	1903
340,072	247,159	403,493	995,724	348,581	1,362,011	698,884	2,409,476	1904
444,921	324,953	535,325	1,305,200	373,265	1,763,034	722,916	2,859,215	1905
534,549	289,974	572,376	1,396,899	291,165	2,011,089	1,083,544	3,385,798	1906
335,580	235,405	424,162	1,015,147	226,644	2,022,606	756,622	3,005,872	(9 months) 1907
632,640	228,757	557,558	1,418,955	261,852	1,896,659	793,234	2,951,745	1908
404,948	225,997	308,140	939,085	144,747	1,975,850	609,869	2,730,457	1909
637,934	496,435	403,218	1,453,617	281,574	3,013,275	1,019,609	4,314,458	1910
736,356	310,063	462,874	1,529,293	204,179	2,321,619	935,979	3,461,777	1911
577,642	451,729	484,292	1,513,663	227,118	2,708,117	1,310,469	4,245,704	1912
829,411	594,618	731,847	2,155,876	443,782	3,642,980	1,740,022	5,826,784	1913

4 GEORGE V., A. 1914

No. 24—STATEMENT of the Values of the Principal and Other Articles entered
1874 to 1913,

FISCAL YEARS.	GLASS AND MANUFACTURES OF.							
	Dutiable.				Free.			
	United Kingdom.	United States.	Other Countries.	Totals.	United Kingdom.	United States.	Other Countries.	Totals.
	\$	\$	\$	\$	\$	\$	\$	\$
1874.....	344,754	453,939	403,459	1,187,152				
1875.....	302,169	411,563	379,267	1,092,999				
1876.....	203,604	333,714	364,890	902,208				
1877.....	187,348	322,314	271,963	781,625				
1878.....	187,273	421,186	289,882	898,341				
1879.....	138,223	343,792	177,818	659,833				
1880.....	171,312	332,860	145,920	650,092		1,015		1,015
1881.....	178,242	399,715	311,846	889,803	374	672		1,046
1882.....	259,965	500,370	424,381	1,184,716	1,211	1,020		2,231
1883.....	281,156	540,497	355,259	1,176,912	888	996		1,884
1884.....	237,035	442,992	316,516	996,483	3,284	776		4,060
1885.....	208,023	394,095	418,764	1,020,882	1,008	774	153	1,935
1886.....	257,312	438,810	418,098	1,144,220	994	580		1,574
1887.....	278,611	487,792	502,200	1,268,603	935	1,182		2,117
1888.....	286,250	426,147	483,564	1,195,761	1,891	503	44	2,438
1889.....	333,129	444,916	417,544	1,195,589	1,404	951		2,355
1890.....	334,343	418,103	478,139	1,230,585	1,324	801		2,125
1891.....	345,087	436,909	465,696	1,247,692				
1892.....	370,083	419,780	467,955	1,257,858				
1893.....	325,784	395,539	498,220	1,219,543				
1894.....	286,081	366,995	556,127	1,209,203				
1895.....	232,290	432,493	456,203	1,120,986				
1896.....	214,964	415,789	473,728	1,104,481			1,096	1,096
1897.....	187,888	433,729	518,147	1,139,764				
1898.....	228,643	363,523	432,540	1,024,706				
1899.....	289,049	484,210	569,799	1,343,058				
1900.....	367,115	535,735	755,844	1,658,694				
1901.....	352,204	538,692	684,723	1,575,619				
1902.....	337,883	526,134	1,024,791	1,938,808				
1903.....	461,235	591,256	1,031,960	2,084,451				
1904.....	506,759	589,072	887,950	1,983,781	913			913
1905.....	510,005	596,740	839,839	1,946,614	237		2,118	2,355
1906.....	757,726	677,104	1,229,307	2,664,137	3,344	77	5,455	8,876
1907 (9 months).....	616,237	566,170	926,164	2,108,571	1,101	420	4,597	6,118
1908.....	918,994	773,947	1,253,432	2,946,373	459	4,411	4,593	9,463
1909.....	770,042	674,112	800,996	2,245,150	569	66	11,435	12,870
1910.....	1,028,997	838,905	1,002,043	2,919,945	135	27	11,997	12,159
1911.....	1,070,558	1,090,711	1,290,291	3,451,560	6,692		1,836	8,528
1912.....	1,197,389	1,322,419	1,569,908	4,089,716	1,390	363	8,817	10,570
1913.....	1,508,314	2,089,323	1,712,725	5,310,392	2,241	49,026	8,772	60,039

SESSIONAL PAPER No. 10

for Consumption in Canada (both Dutiable and Free) during each Fiscal Year inclusive, &c.—*Continued.*

GLOVES AND MITTS.				GLUE, GLUE STOCK AND MUCILAGE.				FISCAL YEARS.
Dutiable.				Dutiable. (For Free see page 428.)				
United Kingdom.	United States.	Other Countries.	Totals.	United Kingdom.	United States.	Other Countries.	Totals.	
\$	\$	\$	\$	\$	\$	\$	\$	
Not separately stated prior to 1879.				Not separately stated prior to 1877.				1874
								1875
								1876
				7,241	21,293	1,962	30,496	1877
				4,626	20,584	5,430	30,640	1878
				3,766	25,527	1,945	31,238	1879
				3,022	15,799	5,450	24,271	1880
				12,103	35,537	12,218	59,858	1881
				5,536	37,498	13,976	57,010	1882
				9,510	32,959	29,104	71,573	1883
				12,121	37,199	24,777	74,097	1884
				16,570	40,869	31,860	89,299	1885
				20,436	48,335	24,268	93,039	1886
				15,418	46,747	33,527	95,692	1887
				8,076	52,525	34,690	95,291	1888
				9,550	51,523	33,382	94,455	1889
				11,760	45,865	34,881	92,506	1890
				5,373	44,963	37,025	87,361	1891
				10,036	57,266	35,220	102,522	1892
				10,657	61,964	39,297	111,913	1893
				9,995	56,609	36,731	103,335	1894
				8,283	53,601	31,618	93,502	1895
267,812	16,651	347,220	631,683	8,808	50,909	31,837	91,554	1896
228,427	21,398	66,553	516,378	5,844	53,081	39,102	98,027	1897
193,395	27,399	343,287	564,081	14,122	78,468	44,065	136,655	1898
220,458	37,097	466,185	723,740	17,682	99,363	59,319	176,364	1899
203,118	51,580	443,311	703,009	25,215	96,322	49,888	171,425	1900
215,122	37,926	449,530	702,578	28,045	91,960	76,476	196,481	1901
190,693	55,500	396,116	651,309	27,133	92,031	72,782	191,946	1902
268,998	80,694	520,733	870,425	31,906	84,259	69,613	185,778	1903
333,074	122,413	488,419	943,906	30,350	91,045	66,153	187,548	1904
394,949	121,646	464,288	980,883	38,148	84,829	69,265	192,242	1905
436,100	153,035	576,501	1,165,636	62,287	100,200	91,643	254,130	1906
493,071	103,754	651,360	1,228,185	46,777	77,017	63,448	187,242	(9 months) 1907
881,756	176,601	944,170	2,002,527	70,204	80,957	51,898	203,059	1908
549,696	181,209	601,121	1,340,018	76,866	73,788	54,915	205,589	1909
805,011	279,086	832,250	1,916,347	97,610	93,050	52,835	243,495	1910
891,520	319,943	887,282	2,098,745	105,147	94,747	61,122	261,016	1911
775,622	337,217	780,466	1,893,305	123,036	90,393	63,680	276,514	1912
1,165,697	400,785	1,227,124	2,793,606	155,162	133,664	74,048	362,874	1913

4 GEORGE V., A. 1914

No. 24—STATEMENT of the Values of the Principal and Other Articles entered
1874 to 1913,

FISCAL YEARS.	GLUE, GLUE STOCK, AND MUCILAGE.— <i>Con.</i>				GRASSES AND FIBRES			
	Free (For Dutiable see page 427.)				Dutiable			
	United Kingdom.	United States.	Other Countries.	Totals.	United Kingdom.	United States.	Other Countries.	Totals.
	\$	\$	\$	\$	\$	\$	\$	\$
1874.....					43,558	25,949	4,198	73,705
1875.....					42,187	26,253	2,299	64,739
1876.....					27,179	8,355	5,858	41,392
1877.....					7,168	10,189	1,400	18,757
1878.....					4,658	7,417	2,272	14,347
1879.....					3,213	8,338	2,039	13,590
1880.....					2,982	3,579	661	7,122
1881.....					6,682	7,442	6,355	20,479
1882.....					7,837	6,444	9,440	23,721
1883.....					8,041	9,199	6,722	23,962
1884.....					1,808	9,823	1,203	12,834
1885.....					2,682	8,200	2,023	12,905
1886.....					3,732	11,245	1,829	16,806
1887.....			4,035	4,035	1,126	2,287	1,645	5,058
1888.....		1,605		1,605	1,402	2,109	1,509	5,020
1889.....		2,282		2,282	542	3,449	2,887	6,878
1890.....		2,638		2,638	763	5,477	5,065	11,305
1891.....		45,092		45,092	2,248	7,136	4,170	13,554
1892.....		1,956	144	2,100	1,065	8,097	4,763	13,925
1893.....		16,038	4,254	20,292	732	9,963	4,017	14,712
1894.....	10	1,340	4,191	5,541	1,777	11,138	4,741	17,656
1895.....		3,051	8,083	11,134	1,846	12,276	4,178	18,300
1896.....		141		141	225	22,737	1,117	24,079
1897.....		96		96	1,168	8,982	1,271	11,421
1898.....		485		485	725	9,958	3,325	14,008
1899.....		1,797		1,797	393	12,657	5,356	18,406
1900.....		649		649	297	20,596	7,670	28,563
1901.....		1,183		1,183	1,554	36,173	11,410	49,137
1902.....		490	672	1,162	1,362	35,246	15,687	52,295
1903.....		572		572	272	36,855	17,450	54,577
1904.....		1,222		1,222	835	31,526	12,921	45,282
1905.....		588	209	788	310	27,182	20,592	48,084
1906.....		203		203	477	46,191	19,498	66,166
1907 (9 months).....		302		302	419	36,261	15,089	51,769
1908.....		2,187		2,187	1,375	56,957	23,464	81,796
1909.....		1,169		1,169	1,247	32,282	9,229	42,758
1910.....		379		379	306	59,674	9,698	69,678
1911.....		2,061	20	2,081	818	87,289	21,476	109,583
1912.....		7,137		7,137	1,957	104,176	19,672	125,805
1913.....		10,290		10,290	3,373	156,831	15,927	176,131

SESSIONAL PAPER No. 10

for Consumption in Canada (both Dutiable and Free) during each Fiscal Year inclusive, &c.—*Continued.*

AND MANUFACTURES OF.				GREASE.				FISCAL YEARS.
Free.				Dutiable. (For Free see page 430.)				
United Kingdom.	United States.	Other Countries.	Totals.	United Kingdom.	United States.	Other Countries.	Totals.	
\$	\$	\$	\$	\$	\$	\$	\$	
8,022	47,046	14,826	69,894	1874
10,531	38,970	13,151	62,652	1875
35,569	35,628	22,493	93,690	1876
4,851	50,724	267	55,842	112	6,941	7,053	1877
5,102	39,171	24	44,297	338	6,816	7,154	1878
2,664	30,066	516	33,186	193	6,621	6,819	1879
11,131	37,621	1,132	49,284	1,664	11,195	1	12,860	1880
3,144	70,567	1,795	75,506	1,560	13,827	15,387	1881
4,659	58,019	2,333	65,011	1,133	23,078	947	25,158	1882
23,695	60,671	2,950	87,316	2,276	19,709	347	22,332	1883
5,548	59,791	1,487	66,826	2,493	8,010	10,503	1884
7,088	65,237	2,234	74,559	189	4,220	4,409	1885
3,761	60,613	409	64,783	452	7,906	8,358	1886
4,384	74,387	1,130	79,901	46	8,015	8,061	1887
1,744	69,879	315	71,938	101	15,912	16,013	1888
6,987	70,655	389	77,161	14,465	14,465	1889
2,705	74,960	1,220	78,885	207	14,536	126	14,869	1890
5,416	68,829	168	74,413	408	10,030	193	10,631	1891
1,162	87,279	144	88,585	773	10,101	10,874	1892
7,622	77,591	65	85,278	10,954	10,954	1893
4,776	72,105	498	77,379	234	11,850	12,084	1894
2,676	52,749	90	53,515	120	15,261	15,381	1895
3,590	48,134	131	51,855	24	21,561	21,585	1896
1,687	46,936	461	49,084	1,069	16,227	17,296	1897
30,103	98,478	530	129,111	567	22,476	23,043	1898
1,184	76,917	444	78,545	531	18,228	18,759	1899
4,173	74,257	1,562	79,992	176	24,161	24,337	1900
6,517	77,604	864	84,985	467	28,917	588	29,972	1901
35,140	110,449	3,154	148,743	678	27,206	27,884	1902
110,583	358,529	35,987	505,099	341	41,347	41	41,729	1903
327,698	547,634	24,192	899,524	136	42,062	160	42,352	1904
214,978	436,815	6,118	657,911	94	31,030	135	31,259	1905
207,421	645,259	53,012	905,692	1,174	63,246	95	64,515	1906
253,158	700,946	272,452	1,226,556	582	54,212	83	54,877	(9 months) 1907
178,268	1,134,252	670,089	1,982,549	618	111,944	116	112,678	1908
141,766	1,395,846	69,337	1,806,949	1,071	108,728	72	109,871	1909
160,279	1,137,137	376,105	1,673,521	803	139,754	127	140,684	1910
122,343	1,256,474	314,313	1,693,130	375	158,425	120	158,920	1911
89,079	858,425	636,768	1,584,272	931	170,268	99	171,298	1912
110,777	1,451,093	873,303	2,435,173	2,375	237,813	143	240,331	1913

4 GEORGE V., A. 1914

No. 24—STATEMENT of the Values of the Principal and Other Articles entered
1874 to 1913,

FISCAL YEARS.	GREASE— <i>Con.</i>				GUNPOWDER AND EXPLOSIVES.			
	Free. (For Dutiable see page 429.)				Dutiable.			
	United Kingdom.	United States.	Other Countries.	Totals.	United Kingdom.	United States.	Other Countries.	Totals.
	\$	\$	\$	\$	\$	\$	\$	\$
1874.	2,876	86,872	87	89,835	47,885	27,045	74,930
1875.	1,457	96,660	1,089	99,206	33,563	29,585	63,148
1876.	1,093	66,645	3,958	71,696	17,180	43,420	60,600
1877.	4,654	144,399	1,327	150,380	35,685	73,390	109,075
1878.	556	88,334	335	89,275	37,382	90,051	127,433
1879.	106	58,915	59,021	31,604	92,595	124,199
1880.	38	92,554	92,592	10,265	78,552	85	88,902
1881.	430	102,256	118	102,804	25,386	88,229	113,615
1882.	136,618	68	136,686	34,501	68,267	262	103,030
1883.	765	218,308	30	219,103	29,776	139,178	432	169,386
1884.	361	158,360	158,721	34,292	155,320	189,612
1885.	113	179,663	179,776	52,555	125,448	2,321	180,324
1886.	145,591	145,591	63,049	76,636	1	139,686
1887.	12	100,517	520	101,049	50,261	97,005	589	147,855
1888.	205	117,055	322	117,582	28,228	71,896	34	100,158
1889.	173,905	173,905	31,241	73,472	9	104,722
1890.	155,467	155,467	35,236	92,217	95	127,578
1891.	92,400	92,400	22,003	88,478	34	110,515
1892.	210,686	2,601	213,287	51,231	84,881	59	136,171
1893.	822	225,562	2,222	228,606	48,101	94,919	8	143,028
1894.	8,388	254,180	4,508	267,076	26,004	86,300	477	112,781
1895.	1,654	280,190	2,974	284,818	26,600	115,061	644	142,305
1896.	6,865	318,163	1,243	326,271	25,415	110,710	693	136,818
1897.	2,493	175,641	554	178,688	19,444	111,471	647	131,562
1898.	1,733	152,055	7,423	161,211	21,977	118,051	1,703	141,731
1899.	2,899	172,894	5,490	181,283	40,465	170,752	1,751	212,968
1900.	2,453	269,209	3,333	274,995	48,459	195,361	4,509	248,329
1901.	6,043	338,949	9,109	354,101	82,169	186,970	9,401	278,540
1902.	26,626	361,735	13,334	401,695	110,932	279,794	5,149	395,875
1903.	17,961	498,883	16,671	533,515	161,042	211,992	2,528	375,562
1904.	13,541	388,170	6,632	408,343	220,032	237,889	1,854	459,775
1905.	6,892	260,985	12,669	230,546	245,675	218,396	946	465,017
1906.	7,046	372,782	7,766	387,594	396,813	260,182	2,081	659,076
1907 (9 months)..	18,566	431,431	3,538	453,535	347,971	219,772	1,348	569,091
1908.	7,656	751,952	6,031	765,639	910,269	299,820	20,124	1,230,213
1909.	9,898	698,782	4,082	712,762	647,453	240,704	49,469	937,626
1910.	10,731	791,788	7,583	810,102	537,251	280,591	12,077	829,919
1911.	13,861	978,013	8,749	1,000,623	874,031	326,412	16,994	1,217,437
1912.	14,483	939,619	15,449	969,551	1,156,311	509,839	14,522	1,680,672
1913.	15,643	986,231	39,421	1,041,295	528,013	844,957	42,076	1,415,046

SESSIONAL PAPER No. 10

for Consumption in Canada (both Dutiable and Free) during each Fiscal Year inclusive, &c.—*Continued.*

GUTTA-PERCHA, INDIA-RUBBER AND MANUFACTURES OF.								FISCAL YEARS.
Dutiable.				Free.				
United Kingdom.	United States.	Other Countries.	Totals.	United Kingdom.	United States.	Other Countries.	Totals	
£	£	£	£	£	£	£	£	
73,502	120,891	763	195,156	3,213	280,738		283,951	1874
86,138	143,312	2,889	232,339	7,205	269,991		277,196	1875
48,744	151,605	492	200,841	1,884	80,136		82,020	1876
59,903	165,745	1,681	227,329	10	210,559	55	210,624	1877
55,924	188,420	527	244,871	20	187,214		187,234	1878
75,934	158,851	2,326	237,111		133,214		133,214	1879
224,108	224,112	4,060	452,280	8,020	198,252		206,272	1880
199,220	291,994	6,148	497,362	4,434	315,668		320,102	1881
183,948	355,445	16,789	556,182	399	372,141	165,175	537,715	1882
235,384	420,378	19,686	675,448	2,279	334,645	14,134	351,058	1883
240,519	448,719	14,353	703,591	99	405,824		405,923	1884
229,247	519,434	13,275	761,956	348	420,519		420,867	1885
206,928	498,459	18,019	723,466	2,024	403,264	28	405,316	1886
224,102	563,323	20,115	807,540	4,104	447,388	90	451,582	1887
223,942	546,577	22,604	793,123	20,460	626,936	30	647,426	1888
321,129	493,109	26,775	841,013	34,698	728,555	48	763,301	1889
406,679	494,561	23,840	925,080	10,331	575,348	1,668	587,347	1890
401,447	351,297	23,493	806,237	4,779	795,670	614	801,063	1891
283,514	374,691	26,428	684,633	12,746	717,076	2,135	731,957	1892
322,372	349,049	25,269	696,690	2,222	874,747	2,032	879,001	1893
273,506	214,109	31,681	519,296	3,075	974,623	991	978,689	1894
189,732	202,318	18,559	410,609	4,473	744,348	642	749,463	1895
117,737	211,316	21,080	350,133	20,127	1,098,639	2,546	1,121,312	1896
90,274	207,273	20,428	317,975	16,531	1,163,084	2,875	1,182,490	1897
127,034	255,435	20,762	403,231	4,854	1,718,886	8,929	1,732,669	1898
120,681	355,951	15,497	492,129	9,614	1,823,261	18,080	1,850,955	1899
116,840	399,738	19,493	536,071	41,198	2,251,375	21,700	2,314,273	1900
155,445	432,649	21,797	609,891	254	1,969,474	17,185	1,986,913	1901
217,477	521,963	31,986	771,426	5,966	1,628,205	22,104	1,656,275	1902
393,321	571,687	25,054	990,062	7,119	1,816,682	904	1,824,705	1903
361,666	606,756	25,740	994,162	4,496	2,568,939	919	2,514,354	1904
174,281	616,435	26,671	816,787	26,379	2,701,832	332	2,728,543	1905
99,224	640,981	31,690	771,895	1,951	2,772,278	3,750	2,777,979	1906
87,657	476,444	30,570	594,671	3,146	2,429,229	15,637	2,448,012	(9 months) 1907
182,360	666,307	49,457	898,124	24,583	3,235,271	69,494	3,329,348	1908
183,019	682,919	35,637	901,575	43,998	2,409,220	31,855	2,485,073	1909
375,672	1,007,491	55,044	1,438,207	323,811	4,142,446	50,539	4,516,796	1910
734,037	1,410,790	63,126	2,207,953	229,044	4,470,514	43,072	4,742,630	1911
1,078,343	1,591,308	78,515	2,748,166	248,761	4,967,218	138,709	5,354,688	1912
1,904,363	2,716,240	171,522	4,792,125	370,486	5,637,479	259,089	6,267,054	1913

4 GEORGE V., A. 1914

No. 24—STATEMENT of the Values of the Principal and Other Articles entered
1874 to 1913,

FISCAL YEARS	HAIR AND MANUFACTURES OF.							
	Dutiable.				Free.			
	United Kingdom.	United States.	Other Countries.	Totals.	United Kingdom.	United States.	Other Countries.	Totals.
	\$	\$	\$	\$	\$	\$	\$	\$
1874	24,906	34,588	8,948	68,442	14,975	36,895	994	52,864
1875	20,991	15,786	11,436	57,213	24,600	33,736	1,313	59,649
1876	14,540	12,526	5,606	32,672	5,721	26,393	247	32,361
1877	23,728	14,003	4,743	42,474	5,013	21,252	394	26,659
1878	24,178	7,084	7,572	38,834	2,483	22,097	414	24,994
1879	20,725	4,250	7,581	32,556	1,676	21,942	2	23,620
1880	24,070	10,985	3,725	38,780	140	7,792	19	7,951
1881	19,894	20,568	5,901	46,363	1,932	11,952	524	13,508
1882	16,948	27,434	19,981	64,363	2,848	17,474	713	21,035
1883	35,091	32,173	24,012	91,276	4,303	18,306	2 204	24,813
1884	18,922	29,094	11,347	59,363	2,331	23,278	43	25,652
1885	13,053	19,015	11,262	43,330	2,616	31,190	33,806
1886	15,279	22,963	3,762	42,004	2,860	33,739	75	36,674
1887	20,656	24,847	5,475	50,978	2,570	33,051	54	35,675
1888	9,476	23,812	6,383	39,671	1,339	33,726	2,039	37,104
1889	7,802	21,072	2,690	31,564	4,672	27,212	1,057	32,941
1890	8,849	22,323	8,037	39,209	659	32,689	964	34,312
1891	8,065	27,405	3,128	38,598	1,440	24,413	2,106	27,959
1892	10,645	18,062	2,810	31,517	1,096	22,427	588	24,111
1893	10,092	20,874	2,650	33,616	1,981	30,889	392	33,262
1894	13,142	23,205	2,701	39,051	1,450	18,100	286	19,836
1895	18,562	19,063	2,524	40,149	5,338	37,454	1,126	43,918
1896	15,416	14,456	3,085	32,957	754	36,198	8,317	45,269
1897	4,890	11,797	1,895	18,582	6,848	39 634	1,622	48,104
1898	8,473	18,338	2,604	29,415	16,745	26,366	1,294	44,405
1899	8,915	14,393	2,121	25,429	17,990	35,823	1,758	55,571
1900	8,209	15,880	1,613	25,702	18,405	39,415	1,897	59,717
1901	6,324	13,584	1,379	21,287	2,824	28,468	1,998	33,290
1902	8,041	18,580	746	27,367	11,102	38,389	2,082	51,573
1903	7,357	9,001	988	17,346	16,030	41,426	5,753	63,209
1904	10,958	12,405	1,013	24,376	17,516	58,304	4,407	80,227
1905	12,609	14,637	1,721	28,967	25,077	59,976	8,572	93,625
1906	13,680	15,732	2,241	31,653	21,451	76,353	13,801	111,605
1907 (9 months) ..	13,672	10,475	2,383	26,530	42,615	58,722	9,880	111,217
1908	28,898	25,859	9,216	63,973	37,688	97,257	8,194	143,139
1909	69,651	53,476	21,066	144,193	32,639	82,373	3,701	118,713
1910	152,096	93,442	39,499	285,037	48,984	129,286	7,610	185,880
1911	132,604	73,070	31,952	237,626	37,508	201,636	23,261	262,405
1912	99,106	88,737	15,446	203,289	46,533	195,129	16,025	257,687
1913	82,809	118,547	13,727	215,083	51,613	214,679	16,635	282,927

SESSIONAL PAPER No. 10

for Consumption in Canada (both Dutiable and Free) during each Fiscal Year inclusive, &c.—*Continued.*

HATS, CAPS AND BONNETS AND MATERIALS FOR SAME.								FISCAL YEARS.
Dutiable.				Free.				
United Kingdom.	United States.	Other Countries.	Totals.	United Kingdom.	United States.	Other Countries.	Totals.	
\$	\$	\$	\$	\$	\$	\$	\$	
614,752	320,299	4,296	939,347	27,028	17,638	25	44,691	1874
564,966	428,005	7,503	1,000,474	8,447	19,802	239	28,488	1875
380,061	462,922	1,431	844,414	12,185	9,321	731	22,237	1876
312,513	606,216	3,645	922,374	4,392	6,452	1,079	11,923	1877
372,619	674,942	12,329	1,059,890	11,877	4,411	1,504	17,792	1878
359,322	572,597	10,924	942,843	1,319	12,288		13,707	1879
394,996	564,265	17,187	976,448	10,247	10,552	228	21,027	1880
592,523	584,535	30,907	1,207,965	18,071	12,663	7,320	38,054	1881
691,555	546,967	26,627	1,265,149	19,203	22,464	309	41,976	1882
700,097	644,218	23,848	1,368,163	13,729	22,483	988	37,200	1883
510,029	570,113	17,619	1,097,752	23,880	33,854	2,818	60,552	1884
534,160	524,426	15,144	1,073,730	24,639	20,215	286	45,140	1885
555,147	595,645	13,502	1,164,294	23,496	33,102		56,598	1886
695,935	571,732	23,959	1,291,626	48,019	37,515	1,397	86,931	1887
709,440	557,326	15,580	1,285,346	26,541	48,509	2,290	77,340	1888
701,839	546,218	16,409	1,264,466	24,705	34,796	2,174	61,675	1889
728,043	478,745	23,435	1,230,223	23,287	35,106	2,316	60,709	1890
826,575	439,157	15,185	1,280,917	24,379	52,888	1,123	78,390	1891
831,935	371,948	16,233	1,220,116	25,946	56,191	1,583	83,720	1892
957,767	345,523	17,824	1,321,114	30,806	56,803	6,482	94,091	1893
856,654	331,944	28,090	1,216,688	34,638	63,088	6,945	104,671	1894
839,132	332,266	24,003	1,195,401	30,360	129,691	2,754	162,805	1895
803,279	402,890	34,173	1,240,342	47,922	186,325	7,835	242,082	1896
694,342	479,438	17,624	1,191,404	28,862	98,602	9,966	137,430	1897
730,706	651,281	20,534	1,402,521	58,766	86,741	11,836	157,343	1898
794,338	702,687	17,384	1,514,409	46,271	99,449	20,631	166,351	1899
878,891	736,106	22,425	1,637,422	69,982	108,442	23,241	201,665	1900
893,501	738,708	29,554	1,661,763	63,735	168,803	33,082	265,620	1901
844,290	858,964	27,469	1,730,723	76,865	169,543	40,892	287,300	1902
733,909	1,032,910	38,764	1,805,583	75,601	179,730	52,665	307,996	1903
951,492	1,189,181	42,501	2,183,174	80,201	153,873	69,534	303,608	1904
1,022,502	1,138,694	60,465	2,221,661	84,994	202,827	71,575	359,696	1905
1,078,688	1,102,900	95,844	2,277,432	136,051	190,414	84,890	411,355	1906
1,191,401	860,881	129,870	2,182,152	87,456	156,046	42,107	285,609	(9 months) 1907
1,501,821	976,563	181,426	2,659,810	105,405	194,898	43,100	343,403	<i>vide p. 435</i> 1908
1,258,388	906,199	110,576	2,275,163	103,567	173,879	42,951	319,897	1909
1,659,105	1,080,310	150,719	2,890,134	166,292	283,660	80,523	530,475	1910
2,151,853	1,173,634	183,078	3,508,585	154,060	266,734	84,124	504,918	1911
2,139,389	1,498,934	239,438	3,877,761	189,027	302,634	82,332	573,993	1912
3,045,361	1,911,510	398,041	5,354,912	243,057	322,249	114,683	679,989	1913

4 GEORGE V., A. 1914

No. 24—STATEMENT of the Values of the Principal and Other Articles entered
1874 to 1913.

FISCAL YEARS.	HAY.				HIDES AND SKINS OTHER THAN FUR.			
	Dutiable.				Free.			
	United Kingdom.	United States.	Other Countries.	Totals.	United Kingdom.	United States.	Other Countries.	Totals.
	\$	\$	\$	\$	\$	\$	\$	\$
1874		26,393		26,393	64,577	1,358,098	35,650	1,458,325
1875		20,168		20,168	41,642	1,755,907	29,990	1,827,539
1876	1,703	23,697		25,400	62,545	944,507	22,950	1,030,002
1877		15,156		15,156		1,124,984	26,623	1,151,607
1878	5,466	18,080		23,546	135,985	1,051,090	20,225	1,207,300
1879		6,376		6,376	180,636	988,992	33,262	1,202,890
1880	7	9,653		9,660	69,194	1,640,541	51,349	1,761,084
1881		4,289		4,289	68,801	2,077,334	66,518	2,212,653
1882		2,308		2,308	71,305	2,056,102	89,356	2,216,763
1883		15,423		15,423	33,706	1,884,839	67,749	1,986,294
1884		8,001		8,001	37,027	1,326,414	68,407	1,431,848
1885		11,565		11,565	13,343	1,750,677	24,894	1,788,914
1886		6,697		6,697	49,229	1,666,263	35,954	1,751,446
1887		5,936		5,936	155,535	1,777,073	42,845	1,975,453
1888		12,314	48	12,362	41,596	1,574,489	18,998	1,635,083
1889		6,925		6,925	49,156	1,529,930	18,546	1,597,632
1890		28,186		28,186	30,751	1,668,898	12,363	1,712,012
1891		1,959		1,959	68,822	1,878,343	75,645	2,022,810
1892		8,447		8,447	96,756	1,695,523	44,823	1,837,102
1893		14,151		14,151	179,196	1,742,723	123,256	2,045,175
1894		18,404		18,404	65,772	1,692,705	136,755	1,895,232
1895		13,170		13,170	93,250	1,783,757	89,613	1,966,620
1896		28,832		28,832	102,152	1,769,861	92,238	1,964,251
1897		44,868		44,868	148,202	2,134,430	144,398	2,427,030
1898		66,422		66,422	508,805	2,242,987	840,590	3,601,382
1899		57,988		57,988	880,327	1,947,188	1,050,476	3,877,991
1900		88,212		88,212	1,008,698	2,128,488	1,082,213	4,219,399
1901		116,228		116,228	680,730	2,435,411	1,004,302	4,120,443
1902		121,624		121,624	1,122,569	2,174,764	1,788,719	5,086,052
1903		126,646		126,646	1,301,762	2,613,520	1,747,462	5,662,744
1904		155,433	348	155,781	791,538	2,758,823	1,365,861	4,916,222
1905		145,618		145,618	1,462,778	1,914,968	1,862,971	5,240,717
1906		99,215		99,215	2,109,182	1,733,070	2,969,015	6,811,267
1907 (9 months)		111,935		111,935	1,346,032	1,508,359	2,989,120	5,843,511
1908		229,036		229,036	1,008,608	1,486,277	2,413,986	4,908,871
1909		125,299		125,299	1,082,046	1,458,480	2,677,582	5,218,108
1910		141,956		141,956	1,848,242	1,760,420	4,628,352	8,237,014
1911		230,393		230,393	853,894	2,244,280	5,007,156	8,105,330
1912		305,350		305,350	871,893	2,669,196	5,362,638	8,903,727
1913		485,564		485,564	1,316,796	3,215,266	8,954,397	13,486,459

SESSIONAL PAPER No. 10

for Consumption in Canada (both Dutiable and Free) during each Fiscal Year inclusive, &c.—*Continued.*

HOPS.				HOSIERY.				FISCAL YEARS.
Dutiable.				Dutiable.				
United Kingdom.	United States.	Other Countries.	Totals.	United Kingdom.	United States.	Other Countries.	Totals.	
\$	\$	\$	\$	\$	\$	\$	\$	
38,587	46,499	36,066	121,152	423,483	26,801	9,249	459,533	1874
19,163	19,549	18,659	57,371	550,533	32,940	5,107	588,580	1875
20,495	3,570	9,126	33,191	420,824	28,773	10,778	460,375	1876
26,295	12,307	5,893	44,495	398,103	45,835	17,961	461,899	1877
13,470	8,931	10,342	32,743	388,196	48,204	25,311	461,711	1878
8,547	2,866	9,525	20,938	375,811	53,752	21,850	451,413	1879
21,406	5,944	2,401	29,751					1880
11,054	9,999	22,265	43,318					1881
18,707	18,758	19,857	57,322					1882
36,165	174,324	50,088	260,577					1883
23,311	77,702	21,704	122,717					1884
19,425	35,605	19,287	74,317					1885
14,893	23,559	9,029	47,481					1886
84,546	86,917	41,624	213,087					1887
38,057	234	30,118	105,409					1888
39,264	104,036	62,179	205,479					1889
34,915	105,295	58,465	198,675					1890
46,771	146,868	43,900	237,539					1891
29,068	142,316	37,424	208,808					1892
30,673	94,530	38,171	163,374					1893
28,790	93,640	13,097	135,527					1894
23,859	71,758	43,269	138,886					1895
14,412	38,062	26,093	78,567					1896
13,871	46,222	23,931	84,024					1897
25,657	46,136	28,185	99,978					1898
21,843	101,133	11,280	134,256					1899
17,702	113,924	12,019	143,645					1900
19,403	110,440	16,327	146,170	Not separately stated subsequent to 1879.				1901
22,783	91,261	17,141	131,185					1902
21,172	93,716	47,506	162,394					1903
35,591	152,415	28,400	216,316					1904
42,490	143,007	30,558	216,055					1905
45,754	102,125	47,563	195,442					1906
40,361	94,703	25,081	160,145					(9 months.) 1907
46,983	138,669	56,899	242,542					1908
34,516	106,341	51,426	192,283					1909
49,276	140,792	42,530	232,598					1910
49,580	167,477	50,687	267,744					1911
87,205	458,034	53,932	599,171					1912
40,501	372,747	109,150	522,398					1913

4 GEORGE V., A. 1914

No. 24—STATEMENT of the Values of the Principal and Other Articles entered
1874 to 1913,

FISCAL YEARS.	INR.							
	Dutiable.				Free.			
	United Kingdom.	United States.	Other Countries.	Totals.	United Kingdom.	United States.	Other Countries.	Totals.
	\$	\$	\$	\$	\$	\$	\$	\$
1874.....	10,440	3,414	63	13,917				
1875.....	11,960	4,433	36	16,429				
1876.....	12,690	2,840	272	15,802				
1877.....	13,755	5,252	413	19,420	5,066	17,749		22,815
1878.....	13,612	6,770	132	20,514	1,969	16,978	1,572	20,519
1879.....	14,583	8,465	179	23,227	1,151	17,311		18,462
1880.....	18,698	22,763	198	41,659				
1881.....	23,066	31,154	1,081	57,301				
1882.....	17,497	41,767	1,057	60,321				
1883.....	20,736	49,282	2,566	72,584				
1884.....	18,883	51,210	2,235	72,328				
1885.....	19,611	56,910	2,253	78,774				
1886.....	19,806	55,026	3,276	78,108				
1887.....	19,943	49,083	2,441	71,467				
1888.....	21,996	56,613	3,212	81,821				
1889.....	19,894	56,540	4,903	81,337				
1890.....	14,510	56,539	4,491	75,540				
1891.....	16,846	60,622	3,908	81,376				
1892.....	17,305	63,965	4,030	85,300				
1893.....	18,589	63,383	5,094	87,066				
1894.....	14,722	57,137	4,130	75,989				
1895.....	21,488	54,535	3,220	79,243				
1896.....	19,641	55,881	3,629	79,151				
1897.....	18,727	63,259	3,538	85,524				
1898.....	12,923	72,822	3 115	88,860				
1899.....	21,265	79,769	3,489	104,523				
1900.....	19,195	87,862	2,096	109,153				
1901.....	21,660	106,517	4,552	132,729				
1902.....	22,239	118,625	4,334	145,198				
1903.....	23,447	121,181	4,688	149,316				
1904.....	23,764	128,200	4,060	156,024				
1905.....	26,792	126,985	4,947	158,724				
1906.....	24,884	124,642	5,970	155,496				
1907 (9 months).....	20,203	99,778	3,712	123,693				
1908.....	30,903	123,478	4,205	158,586				
1909.....	32,439	113,690	3,063	149,192				
1910.....	39,120	133,168	7,002	179,290				
1911.....	36,721	112,005	2,647	151,373				
1912.....	40,052	102,912	4,902	147,866				
1913.....	40,017	117,097	3,274	160,388				

SESSIONAL PAPER No. 10

for Consumption in Canada (both Dutiable and Free) during each Fiscal Year inclusive, &c.—*Continued.*

JEWELLERY.				JUNK, OLD, AND OAKUM.				FISCAL YEARS.
Dutiable.				Free.				
United Kingdom.	United States.	Other Countries.	Totals.	United Kingdom.	United States.	Other Countries.	Totals.	
\$	\$	\$	\$	\$	\$	\$	\$	
416,691	320,541	214,839	952,071	98,741	32,271	4,818	135,8301874
373,238	267,897	206,320	847,455	99,627	45,005	3,411	148,0431875
145,460	154,043	79,436	378,939	61,514	20,625	16,708	98,8471876
150,320	129,183	14,635	294,138	82,613	23,781	1,912	108,3061877
122,683	134,040	8,424	265,147	64,460	23,100	3,583	91,1431878
144,591	110,722	14,126	269,439	26,438	27,902	4,354	58,6941879
94,448	110,046	7,169	211,663	38,990	19,873	1,793	60,6561880
183,096	164,154	9,763	357,013	72,167	16,872	3,909	92,9481881
294,258	265,071	16,446	575,775	62,196	20,326	990	83,5121882
296,025	344,094	22,084	662,203	43,106	21,814	4,617	69,5371883
229,494	309,629	15,488	554,611	45,174	24,499	2,977	72,6501884
188,676	279,583	13,949	482,208	35,694	25,727	1,808	63,2291885
139,954	313,843	12,394	466,191	35,230	18,221	3,869	57,3201886
168,603	368,394	14,247	551,244	30,270	17,398	2,714	50,3821887
124,440	339,739	20,932	485,111	42,798	13,548	1,465	57,8111888
123,201	334,364	19,522	477,087	43,408	15,313	1,995	60,7161889
109,645	518,865	15,627	444,137	52,011	16,472	1,666	70,1491890
68,418	272,942	9,774	351,134	47,915	17,665	2,516	68,0961891
46,473	227,330	14,781	288,584	28,835	19,322	2,020	50,1771892
46,709	184,575	20,253	251,537	32,985	12,758	2,400	48,1431893
32,550	178,667	28,730	239,947	27,159	11,376	1,249	39,7841894
44,806	200,989	30,964	276,759	27,221	11,065	2,233	40,5191895
38,628	231,265	25,248	295,141	19,475	12,580	1,061	33,1161896
35,661	228,450	27,735	291,846	14,203	14,149	1,918	30,2701897
34,477	279,314	27,658	341,449	23,799	21,432	1,822	47,0531898
39,338	393,427	38,756	471,521	20,364	16,951	1,273	38,5881899
47,699	464,249	66,837	578,785	32,670	21,372	990	55,0321900
67,814	422,146	50,260	540,220	20,621	29,629	2,524	52,7741901
69,026	518,794	59,380	647,200	26,573	31,629	2,162	60,3641902
74,568	596,969	73,241	744,778	31,960	32,252	1,337	65,5991903
87,965	688,665	92,608	869,238	26,260	24,818	824	51,9021904
82,607	645,792	99,014	827,413	28,598	19,999	1,802	50,3991905
92,704	693,555	102,620	888,879	28,486	21,481	845	50,8121906
115,707	699,818	109,828	925,353	17,907	19,428	4,549	40,984	...(9 months) 1907
206,112	731,715	204,877	1,142,704	44,227	19,526	1,871	65,6241908
181,782	689,639	129,151	1,000,592	25,674	24,307	1,028	51,0091909
254,805	908,769	173,903	1,337,477	24,928	45,387	2,005	72,3201910
333,062	897,648	256,077	1,486,787	23,138	33,506	1,001	57,6451911
397,135	1,015,727	298,401	1,711,263	23,795	53,708	841	78,3441912
543,466	1,166,553	443,428	2,153,417	23,249	55,577	1,639	80,4651913

4 GEORGE V., A. 1914

No. 24—STATEMENT of the Values of the Principal and Other Articles entered
1874 to 1913,

FISCAL YEARS.	LEATHER AND MANUFACTURES OF.							
	Dutiable.				Free.			
	United Kingdom.	United States.	Other Countries.	Totals.	United Kingdom.	United States.	Other Countries.	Totals.
	\$	\$	\$	\$	\$	\$	\$	\$
1874.....	730,367	484,395	372,437	1,587,199				
1875.....	656,261	579,449	373,252	1,608,962				
1876.....	349,293	585,421	217,560	1,152,274				
1877.....	399,170	683,813	257,473	1,340,456				
1878.....	372,909	626,004	218,299	1,217,212				
1879.....	198,246	626,744	172,463	997,453				
1880.....	231,458	470,324	169,607	871,389				
1881.....	282,862	610,089	215,275	1,108,226				
1882.....	396,228	781,164	279,116	1,456,508				
1883.....	420,368	791,708	318,487	1,530,563				
1884.....	304,332	586,605	214,615	1,105,552				
1885.....	297,497	581,266	306,429	1,185,192				
1886.....	273,159	810,895	295,990	1,380,044				
1887.....	260,944	856,992	248,085	1,366,021				
1888.....	212,274	794,893	211,172	1,248,249				
1889.....	221,379	829,242	180,562	1,231,183	24			24
1890.....	174,751	791,451	207,572	1,173,777	689	656		1,345
1891.....	165,103	666,008	113,720	944,831	577	990		1,567
1892.....	158,388	807,513	125,312	1,091,213				
1893.....	157,351	937,525	138,128	1,233,004				
1894.....	137,443	719,605	113,529	970,577				
1895.....	109,166	998,260	108,200	1,215,626				
1896.....	113,567	1,037,431	101,146	1,252,144				
1897.....	101,246	1,193,730	82,569	1,377,545				
1898.....	146,491	1,447,396	64,887	1,658,777				
1899.....	200,794	1,431,149	63,168	1,695,111				
1900.....	222,564	1,610,090	46,679	1,879,333				
1901.....	207,788	1,450,889	69,372	1,728,049				
1902.....	261,231	1,468,882	80,148	1,026,148				
1903.....	319,702	1,529,043	64,057	1,912,802				
1904.....	368,717	1,742,156	93,127	2,204,000				
1905.....	497,717	2,145,261	89,459	2,642,437				
1906.....	498,869	2,422,727	81,833	3,003,429				
1907 (9 months).....	719,221	2,099,045	41,129	2,859,395				
1908.....	856,267	2,811,691	82,610	3,750,568				
1909.....	541,934	2,514,364	60,024	3,116,322				
1910.....	941,011	3,176,755	85,168	4,202,934				
1911.....	1,175,335	4,047,312	109,063	5,331,710				
1912.....	1,159,226	5,140,525	87,183	6,386,934				
1913.....	1,878,143	7,607,488	115,906	9,601,537				

SESSIONAL PAPER No. 10

for Consumption in Canada (both Dutiable and Free) during each Fiscal Year inclusive, &c.—*Continued.*

METALS—BRASS AND MANUFACTURES OF.

Dutiable.				Free.				FISCAL YEARS.
United Kingdom.	United States.	Other Countries.	Totals.	United Kingdom.	United States.	Other Countries.	Totals.	
£		£	£	£	£	£	£	
18,814	34,499	1,570	54,883	10,846	14,901	2,223	27,970	1874
17,692	37,212	1,065	55,969	4,723	22,696	27,419	1875
24,098	39,149	471	63,718	4,455	14,835	2,168	21,458	1876
27,595	59,056	4,463	91,114	4,453	19,307	371	24,131	1877
26,342	78,349	3,375	108,066	7,971	8,491	791	17,253	1878
34,723	81,048	3,076	118,852	3,280	5,880	56	9,216	1879
74,164	141,346	9,195	224,705	1880
97,998	169,820	9,140	276,958	1881
98,941	232,300	16,111	347,352	6,780	8,449	15,229	1882
97,533	270,938	14,635	383,106	14,121	30,705	551	45,377	1883
79,399	231,104	20,775	331,278	18,199	41,682	2,985	62,266	1884
64,862	215,987	22,592	303,441	20,383	52,797	770	73,950	1885
70,863	240,122	25,919	336,904	17,837	57,514	407	75,758	1886
82,827	301,488	19,846	404,161	21,620	53,911	939	76,470	1887
90,867	319,192	24,516	434,575	23,646	85,275	4,514	113,435	1888
87,936	311,539	35,695	435,170	18,827	81,760	893	101,480	1889
86,887	340,529	33,276	460,692	12,045	79,624	2,184	93,853	1890
110,272	360,232	45,785	516,289	4,236	79,324	3,229	86,789	1891
81,792	348,440	32,950	463,182	4,288	67,740	2,561	74,589	1892
79,239	330,844	35,092	445,175	7,406	60,087	1,503	68,996	1893
53,855	282,383	33,119	369,357	14,832	72,550	1,174	88,556	1894
33,961	244,000	22,955	305,916	19,285	133,896	4,243	157,424	1895
41,388	264,147	23,393	333,928	40,910	160,108	8,055	209,073	1896
33,125	267,492	23,175	325,792	21,030	173,337	5,327	199,694	1897
33,550	291,184	19,953	346,687	27,005	240,177	8,790	275,972	1898
44,122	364,815	18,319	427,256	57,016	331,672	10,242	398,930	1899
47,099	404,353	19,439	470,882	72,845	378,703	13,465	465,013	1900
47,231	389,215	27,234	463,680	69,301	381,378	5,401	456,580	1901
54,264	428,876	24,385	507,525	69,006	511,846	23,363	604,215	1902
85,591	542,968	36,344	664,903	79,135	562,214	14,042	655,391	1903
80,396	596,305	30,781	707,482	87,525	581,308	9,372	678,205	1904
93,132	590,394	39,033	722,559	102,471	636,551	11,285	750,307	1905
109,375	731,854	43,497	884,726	128,779	901,202	21,871	1,051,852	1906
105,769	805,445	31,577	942,791	162,006	840,449	24,260	1,026,715	(9 months) 1907
234,386	1,217,471	63,774	1,515,631	224,994	574,463	47,121	846,578	1908
143,851	750,965	33,886	928,702	116,984	599,134	16,703	732,821	1909
176,879	940,667	64,509	1,182,055	157,167	867,512	21,481	1,046,160	1910
224,293	1,312,810	113,534	1,650,637	221,307	1,101,533	23,958	1,346,798	1911
252,942	1,473,765	112,274	1,838,981	157,985	1,499,852	42,047	1,699,884	1912
303,314	2,181,260	118,123	2,602,697	180,770	2,444,785	59,830	2,685,385	1913

4 GEORGE V., A. 1914

No. 24—STATEMENT of the Values of the Principal and Other Articles entered
1874 to 1913,

FISCAL YEARS.	METALS—COPPER AND MANUFACTURES OF.							
	Dutiable.				Free.			
	United Kingdom.	United States.	Other Countries.	Totals.	United Kingdom.	United States.	Other Countries.	Totals.
	£	£	£	£	£	£	£	£
1874					141,734	15,667	1,803	159,204
1875					77,974	24,405	561	102,940
1876					75,939	36,955	3,337	116,231
1877	8,177	14,633		22,810	82,526	22,605	409	105,540
1878	10,228	21,612	337	32,197	79,338	24,195	1,609	102,142
1879	25,551	39,890	244	65,685	55,240	35,977	594	91,811
1880	84,092	40,328	771	125,191				
1881	101,470	57,697	1,162	160,329				
1882	143,433	76,297	2,489	222,219				
1883	120,949	118,494	3,779	243,222	15,821	8,371		24,192
1884	59,833	59,373	5,968	125,174	63,295	47,041		110,336
1885	39,525	45,635	3,510	88,670	37,193	57,622		94,815
1886	40,215	66,069	2,462	108,746	51,101	66,542		117,643
1887	71,993	61,657	2,768	136,418	68,594	122,860		191,454
1888	37,746	76,963	26,056	140,765	63,024	100,894	1,098	165,016
1889	49,383	106,685	1,969	158,037	74,610	170,943	1,914	247,467
1890	69,947	144,528	2,629	217,104	168,072	159,006	7	267,085
1891	111,247	295,908	5,229	412,384	119,144	30,549	1,445	151,138
1892	36,401	227,717	5,594	269,712	118,252	49,631	299	168,182
1893	55,083	291,296	6,027	352,406	91,252	32,835		124,087
1894	20,259	133,856	3,424	157,539	68,599	54,902	761	124,262
1895	4,610	77,839	1,656	84,105	59,322	113,235	1,963	174,520
1896	8,238	69,227	1,104	78,569	71,244	143,995	1,009	216,248
1897	5,473	53,426	1,308	60,207	60,313	149,480	262	210,055
1898	5,518	83,131	641	89,290	45,267	733,552	251	779,070
1899	4,017	78,336	1,484	83,837	67,210	644,210	3,129	714,549
1900	5,482	221,513	2,566	229,561	74,891	959,241	7,966	1,042,098
1901	4,590	148,914	3,861	157,365	35,548	909,985	509	946,042
1902	4,056	139,411	6,819	150,286	98,084	1,255,224	3,770	1,357,078
1903	9,723	133,614	1,434	144,771	36,056	1,362,878	559	1,399,493
1904	2,920	92,429	2,078	97,427	55,001	1,309,420	466	1,364,893
1905	12,302	94,803	1,821	108,926	41,878	1,890,977	648	1,933,503
1906	12,096	127,439	2,873	142,408	29,879	2,926,716	3,154	2,959,749
1907 (9 months) ..	7,296	110,603	3,500	121,399	97,384	2,836,106	11,682	2,945,172
1908	10,622	111,855	6,615	129,092	235,011	2,992,062	7,492	3,234,565
1909	11,159	102,114	5,220	118,493	40,002	2,309,190	1,961	2,351,153
1910	36,845	149,307	6,138	162,290	94,813	3,197,744	3,413	3,295,970
1911	17,349	212,844	4,018	234,241	311,213	3,837,659	1,216	4,150,088
1912	31,604	260,018	8,274	299,896	61,259	4,828,598	3,412	4,893,269
1913	38,914	389,507	2,636	431,057	189,674	6,890,188	37,611	7,117,473

SESSIONAL PAPER No. 10

for Consumption in Canada (both Dutiable and Free) during each Fiscal Year inclusive, &c.—*Continued.*

METALS—GOLD AND SILVER AND MANUFACTURES OF.								FISCAL YEAR.
Dutiable.				Free.				
United Kingdom.	United States.	Other Countries.	Totals.	United Kingdom.	United States.	Other Countries.	Totals.	
\$	\$	\$	\$	\$	\$	\$	\$	
111,644	113,620	1,108	226,372					1874
100,508	137,190	2,896	240,594					1875
71,832	123,858	1,375	197,065					1876
57,984	164,327	3,586	225,897					1877
52,827	182,452	3,505	238,784					1878
55,104	170,764	4,032	229,920					1879
51,589	131,872	21,533	204,994					1880
59,151	155,811	18,844	233,806					1881
76,383	224,282	33,155	333,820					1882
75,290	227,065	42,260	345,515					1883
60,317	139,110	31,187	230,614					1884
67,024	143,620	28,640	239,284					1885
68,147	154,778	34,875	257,800					1886
70,395	160,274	49,170	279,839					1887
67,421	122,120	30,814	220,355					1888
79,992	118,792	32,501	231,285					1889
68,913	131,295	55,956	256,164					1890
71,709	126,014	46,319	244,042					1891
69,226	136,217	56,028	261,471					1892
71,040	164,458	62,941	298,439					1893
62,800	171,642	49,203	283,645					1894
55,048	233,155	53,273	341,476					1895
67,892	222,042	50,307	340,241					1896
50,365	202,558	43,220	296,143					1897
44,517	206,194	46,531	297,242					1898
51,623	233,026	57,671	342,320					1899
54,854	234,661	49,630	339,145					1900
63,012	236,350	60,284	359,646					1901
57,685	241,947	51,714	351,346		372		372	1902
75,617	295,461	63,195	434,273		560		560	1903
97,315	280,588	66,251	444,154		158		158	1904
115,759	318,833	67,713	502,305		112		112	1905
190,110	299,692	64,925	554,727		722		722	1906
159,166	224,102	47,834	431,102		131		131	(9 months) 1907
232,466	271,999	50,355	563,820					1908
158,909	242,134	53,111	449,154					1909
234,196	263,598	57,579	557,373					1910
351,010	297,193	58,248	706,451					1911
466,153	330,009	77,182	873,344					1912
637,573	460,035	80,170	1,177,778					1913

4 GEORGE V., A. 1914

No. 24—STATEMENT of the Values of the Principal and Other Articles entered
1874 to 1913.

FISCAL YEARS.	METALS—IRON AND STEEL AND MANUFACTURES OF.							
	Dutiable.				Free.			
	United Kingdom.	United States.	Other Countries.	Totals.	United Kingdom.	United States.	Other Countries.	Totals.
	£	£	£	£	£	£	£	£
1874	5,667,052	6,170,681	66,133	11,903,866	6,162,057	2,837,431	11,757	9,011,245
1875	5,805,232	4,923,852	80,311	10,809,395	6,264,938	2,067,056	14,274	8,346,268
1876	3,687,107	3,698,683	53,920	7,439,710	3,997,248	1,624,451	10,141	5,631,840
1877	3,111,017	3,728,075	29,300	6,868,392	2,981,109	690,890	3,521	3,675,520
1878	2,632,962	3,698,835	35,456	6,367,253	2,248,704	431,407	2,298	2,682,409
1879	2,361,439	3,348,236	39,445	5,749,120	1,528,640	342,524	1,564	1,872,728
1880	3,669,629	2,688,139	94,885	6,452,653	2,921,910	275,161	5,596	3,202,667
1881	4,041,697	3,667,876	190,911	7,900,514	4,055,953	280,334	21,318	4,357,605
1882	6,075,526	5,660,217	294,862	12,030,605	3,865,460	855,653	27,709	4,748,813
1883	6,723,258	6,897,492	258,473	13,879,223	3,947,819	1,582,601	26,915	5,557,335
1884	5,178,715	4,976,794	308,718	10,464,227	2,983,024	827,222	12,114	3,822,360
1885	3,985,065	3,553,246	284,759	7,823,070	2,352,542	584,290	9,405	2,946,237
1886	4,022,261	3,768,229	338,337	8,128,827	2,004,707	262,313	25,242	2,292,262
1887	5,342,281	4,092,797	444,442	9,879,520	2,385,960	247,614	93,091	2,726,665
1888	4,357,504	4,252,777	348,492	8,958,773	1,748,755	200,544	68,666	2,017,965
1889	4,858,789	4,569,831	402,938	9,831,558	2,198,186	274,418	92,391	2,564,995
1890	5,175,144	5,011,328	528,709	10,715,181	2,230,202	336,922	76,556	2,643,480
1891	4,702,200	4,934,969	520,121	10,157,290	2,982,897	592,573	62,812	3,638,282
1892	4,296,755	5,383,681	458,601	10,139,038	1,771,553	367,081	76,177	2,214,811
1893	4,287,760	5,460,462	517,767	10,265,989	2,067,647	360,660	62,854	2,491,161
1894	3,518,199	4,789,609	543,433	8,842,241	1,746,021	313,156	71,023	2,130,200
1895	2,135,159	5,067,180	367,436	7,569,775	953,729	325,063	28,344	1,307,136
1896	2,354,987	5,770,420	482,352	8,607,759	749,429	650,839	107,056	1,507,324
1897	1,848,937	6,580,029	352,497	8,781,463	827,960	1,106,517	32,943	1,967,420
1898	1,924,763	10,653,373	323,338	12,901,474	328,652	3,542,245	43,484	3,914,381
1899	2,335,821	13,173,175	369,708	15,878,704	385,593	3,835,294	59,389	4,280,276
1900	4,304,869	17,663,325	506,575	22,474,769	1,426,642	5,510,607	116,398	7,083,647
1901	2,617,124	16,054,867	421,101	19,093,092	786,123	7,056,379	244,771	8,087,273
1902	4,754,860	18,066,592	1,512,840	24,334,292	1,641,112	6,527,894	773,804	8,942,810
1903	7,348,621	21,375,077	2,403,940	31,127,638	2,803,168	7,073,983	1,286,180	11,163,331
1904	6,227,975	24,252,940	1,913,153	32,394,068	2,894,014	5,551,883	1,508,504	9,954,401
1905	5,457,435	24,849,709	1,177,100	31,464,244	1,172,944	9,413,261	314,227	10,900,432
1906	7,591,660	29,370,921	1,348,620	38,311,201	767,152	5,638,678	255,237	6,661,067
1907 (9 months)	7,873,672	29,231,419	1,143,672	38,248,763	1,171,755	4,634,285	281,337	6,087,377
1908	10,273,743	38,657,777	1,504,707	50,436,227	4,435,280	6,664,065	517,169	11,616,514
1909	5,496,008	26,080,026	885,123	32,371,157	2,956,394	4,829,622	560,588	8,346,604
1910	7,254,999	39,482,652	1,111,706	47,848,457	3,875,616	6,944,686	784,187	11,604,489
1911	10,436,159	56,662,927	2,014,608	69,113,694	4,211,195	7,598,002	848,587	12,657,784
1912	9,918,303	71,519,219	1,896,764	83,334,286	3,937,774	8,093,006	816,520	12,847,300
1913	10,394,276	106,471,427	1,747,785	118,613,488	4,271,473	14,096,857	1,666,546	20,034,876

SESSIONAL PAPER No. 10

for Consumption in Canada (both Dutiable and Free) during each Fiscal Year inclusive, &c.—*Continued.*

METALS—LEAD AND MANUFACTURES OF.								
Dutiable.				Free.				FISCAL YEARS
United Kingdom	United States.	Other Countries.	Totals.	United Kingdom.	United States.	Other Countries.	Totals.	
\$	\$	\$	\$	\$	\$	\$	\$	
				144,293	3,543	406	148,242	1874
				187,035	15,458	1,025	203,518	1875
				182,450	4,456	383	187,289	1876
26,491	6,231		32,722	184,653	15,016	506	200,175	1877
26,566	6,447	35	33,048	107,197	25,035	25	132,257	1878
24,407	9,422	72	33,901	63,583	28,579	17	92,179	1879
128,323	10,791	403	139,517					1880
122,129	24,175	3,988	150,292					1881
157,914	20,284	3,156	181,354					1882
171,104	31,104	892	203,100					1883
154,468	11,474	862	166,804					1884
138,205	12,563	1,574	152,342					1885
160,272	14,800	499	175,571					1886
216,506	22,836	6,569	245,911					1887
244,215	17,185	11,035	272,435					1888
264,181	15,830	5,560	285,571					1889
345,781	21,505	12,956	380,242					1890
283,427	30,109	11,919	325,455					1891
200,480	104,212	12,450	317,142					1892
123,813	152,458	12,365	288,636					1893
67,533	126,595	9,516	293,644	670	212	1,478	2,360	1894
102,461	81,693	7,892	192,046	2,470	135	7,541	10,146	1895
125,669	105,404	8,036	239,109	11,583	114	3,554	15,251	1896
76,584	142,839	13,702	233,125	19,635	217	2,375	22,227	1897
134,964	184,826	15,488	335,278	33,379	704	2,638	36,721	1898
217,848	126,299	14,303	368,450	54,599	321	4,354	59,274	1899
184,708	115,237	22,501	322,446	54,578	574	3,908	59,060	1900
110,815	113,013	16,983	240,811	49,836	1,124	1,839	52,849	1901
122,908	69,927	21,171	214,006	62,462	9,021	2,229	73,712	1902
76,376	63,870	24,146	164,392	47,304	36,918	4,554	88,776	1903
147,726	60,005	25,448	233,179	38,238	39,443	3,887	81,568	1904
185,293	46,296	29,966	261,555	46,589	38,993	6,346	91,928	1905
336,316	44,196	31,685	412,197	61,072	39,712	3,475	104,259	1906
349,872	37,694	29,227	416,793	78,314	25,196	1,853	105,363	(9 months) 1907
378,439	54,618	52,024	485,081	116,414	23,276	3,163	142,853	1908
206,051	59,885	35,162	301,098	106,527	17,038	2,277	125,842	1909
251,545	53,568	38,143	343,256	135,965	9,406	2,570	147,041	1910
422,808	46,010	45,890	514,708	149,157	4,079	2,346	146,582	1911
612,706	127,644	49,726	790,076	159,861	8,189	4,200	172,250	1912
968,001	127,464	57,479	1,152,944	188,688	28,112	2,960	219,760	1913

4 GEORGE V., A. 1914

No. 24—STATEMENT of the Values of the Principal and Other Articles entered
1874 to 1913.

FISCAL YEARS.	METALS—TIN AND MANUFACTURES OF.							
	Dutiable.				Free.			
	United Kingdom.	United States.	Other Countries.	Totals.	United Kingdom.	United States.	Other Countries.	Totals.
	\$	\$	\$	\$	\$	\$	\$	\$
1874.....					83,227	29,560	2,700	115,487
1875.....					55,139	25,026		80,165
1876.....					60,143	28,367		88,510
1877.....	477,747	48,106		525,853	54,891	21,425		76,316
1878.....	355,293	63,676		418,969	57,676	25,688	1,792	85,156
1879.....	387,996	86,143	829	474,968	28,893	21,558	367	50,818
1880.....	611,889	193,335	5,747	810,971				
1881.....	893,632	285,141	6,857	1,185,630				
1882.....	480,893	272,502	19,469	772,864	419,789	155,907	69	575,765
1883.....	38,883	173,190	19,247	230,820	830,364	200,479	3,487	1,043,330
1884.....	32,593	132,874	12,773	178,240	720,766	118,430	1,057	840,253
1885.....	17,766	113,362	9,496	140,624	830,300	85,915	4,043	920,258
1886.....	21,169	109,585	8,555	139,309	755,323	217,677	5,059	978,059
1887.....	17,468	120,544	8,328	146,340	884,271	151,141	5,530	1,040,942
1888.....	8,144	83,597	2,862	94,603	870,074	185,003	14,593	1,069,670
1889.....	6,251	85,644	1,514	93,409	955,176	189,523	5,686	1,150,385
1890.....	6,177	75,072	1,796	83,045	1,034,229	158,841	13,641	1,206,711
1891.....	4,319	40,572	1,532	46,423	945,234	211,535	3,726	1,160,495
1892.....	4,645	31,475	1,618	37,738	1,372,962	180,322	3,183	1,556,467
1893.....	4,885	26,125	1,807	32,817	985,921	236,311	19,817	1,242,049
1894.....	3,952	29,833	2,092	35,877	1,161,413	91,013	22,086	1,274,512
1895.....	5,839	35,644	2,887	44,370	839,279	70,967	18,782	929,028
1896.....	4,316	58,682	2,612	65,610	928,749	200,173	43,152	1,172,074
1897.....	6,193	66,951	4,042	77,186	831,438	256,358	59,126	1,196,922
1898.....	8,585	69,139	3,214	80,938	1,237,349	191,630	40,934	1,469,913
1899.....	10,400	79,981	5,120	95,501	994,197	247,711	35,404	1,277,312
1900.....	8,750	88,775	4,217	101,742	1,804,208	387,424	125,081	2,316,713
1901.....	9,190	108,607	4,405	122,202	1,538,920	493,388	184,599	2,216,907
1902.....	10,572	98,214	6,910	115,696	1,593,470	494,742	90,050	2,178,262
1903.....	14,515	103,575	5,787	123,877	1,920,363	578,217	80,729	2,588,309
1904.....	18,607	123,808	8,563	150,978	1,446,457	749,959	42,163	2,238,579
1905.....	26,318	121,750	8,267	156,335	1,490,502	1,004,328	140,592	2,635,422
1906.....	29,427	187,479	11,532	228,438	1,508,916	1,390,368	209,226	3,108,510
1907 (9 months).....	29,998	206,132	7,448	243,578	1,535,912	838,833	101,490	2,476,235
1908.....	43,955	204,552	8,131	256,638	2,063,289	1,479,032	260,322	3,802,643
1909.....	49,877	178,153	7,828	235,858	1,769,341	794,626	185,536	2,749,503
1910.....	67,585	232,071	7,347	307,003	2,149,046	1,252,630	113,764	3,515,440
1911.....	91,975	308,310	6,718	407,003	2,381,564	1,719,919	139,298	4,240,781
1912.....	111,183	374,162	10,593	495,938	1,843,887	2,807,793	272,570	4,924,250
1913.....	126,641	439,749	9,205	575,595	1,571,136	4,796,327	299,436	6,666,899

SESSIONAL PAPER No. 10

for Consumption in Canada (both Dutiable and Free) during each Fiscal Year inclusive, &c.—*Continued.*

METALS—ZINC AND MANUFACTURES OF.								FISCAL YEARS.
Dutiable.				Free.				
United Kingdom.	United States.	Other Countries	Totals.	United Kingdom.	United States.	Other Countries.	Totals.	
£	\$	\$	£	£	\$	\$	\$	
				34,161	4,532	42,436	81,129	1874
				57,615	4,697	44,606	106,918	1875
				54,937	7,294	36,231	98,462	1876
				105,589	4,051	20,581	130,221	1877
				51,387	3,875	22,844	78,106	1878
				26,136	2,075	25,055	53,266	1879
15,641	1,111	12,654	29,406					1880
64,601	9,479	7,438	81,518					1881
53,201	23,018	45,250	126,469					1882
21,150	14,498	29,555	65,203	5,486	1,331	27,916	34,733	1883
1,266	19,868	1,465	22,599	32,038	41,036	26,921	99,995	1884
476	11,009	467	11,952	21,669	5,023	61,098	87,790	1885
684	8,543	232	9,459	34,362	11,539	33,572	81,473	1886
316	6,229	800	7,345	52,821	10,446	40,570	103,837	1887
859	5,496	206	6,561	51,596	5,805	66,163	123,564	1888
698	5,897	807	7,402	49,596	5,763	40,230	95,589	1889
861	6,294	78	7,233	44,638	15,161	61,539	121,338	1890
231	5,981	260	6,472	57,415	25,779	80,458	163,652	1891
476	6,480	222	7,178	65,574	16,526	54,382	136,482	1892
1,039	5,761	763	7,563	77,759	53,617	58,476	189,852	1893
901	5,301	1,262	7,464	64,394	38,740	71,048	174,182	1894
1,346	4,671	176	6,193	52,891	32,179	41,234	126,304	1895
480	4,245	856	5,581	37,712	23,168	32,738	93,618	1896
876	4,640	774	6,290	48,240	9,649	63,443	121,332	1897
837	4,071	187	5,145	31,592	26,729	33,256	91,577	1898
147	5,845	971	6,963	48,900	26,891	54,095	129,886	1899
896	8,101	627	9,624	47,931	33,424	60,846	142,201	1900
800	8,032	773	9,605	45,744	57,189	84,520	187,453	1901
133	5,904	845	6,882	32,391	69,684	59,665	161,740	1902
757	5,327	552	6,636	56,992	51,407	113,965	222,364	1903
297	9,042	327	9,666	95,798	34,984	122,950	253,732	1904
1,249	12,193	650	14,092	67,755	46,314	188,739	302,808	1905
1,004	10,028	880	11,912	96,117	121,671	129,970	347,758	1906
962	11,061	894	12,917	121,553	219,237	108,326	449,136	1907
414	11,740	402	12,556	118,098	163,794	113,373	395,265	(9 months) 1908
1,423	16,625	1,134	19,187	203,419	89,302	212,782	505,503	1909
1,114	14,361	146	15,621	144,109	133,720	173,925	451,754	1910
814	14,457	194	15,495	237,120	140,297	482,645	860,062	1911
2,913	20,952	263	21,128	90,056	500,067	122,090	712,193	1912
3,162	30,483	365	34,010	83,364	637,204	208,637	929,205	1913
2,353	51,565	698	54,616	149,481	488,489	609,762	1,247,702	1913

4 GEORGE V., A. 1914

No. 24—STATEMENT of the Values of the Principal and Other Articles entered
1874 to 1913.

FISCAL YEARS.	METALS—MISCELLANEOUS AND MANUFACTURES OF.							
	Dutiable.				Free.			
	United Kingdom.	United States.	Other Countries.	Totals.	United Kingdom.	United States.	Other Countries.	Totals.
	\$	\$	\$	\$	\$	\$	\$	\$
1874.....	39,082	63,747	1,285	104,114	378,678	32,487	2,473	413,598
1875.....	52,561	75,049	2,772	130,382	294,025	25,610	555	320,190
1876.....	27,160	71,137	255	98,582	220,889	37,438	258,327
1877.....	69,712	164,075	1,301	235,088	202,600	37,875	896	241,371
1878.....	57,680	153,664	5,449	216,793	165,164	46,670	17	211,851
1879.....	48,629	109,376	9,545	167,550	103,099	46,703	25	149,827
1880.....	72,720	111,816	9,240	193,776	120,346	23,143	143,489
1881.....	102,200	184,538	16,759	303,497	123,698	33,921	1,020	158,639
1882.....	103,726	293,284	9,442	406,452	107,298	41,922	137	149,357
1883.....	131,668	348,731	11,357	491,756	153,979	24,584	251	178,814
1884.....	117,110	329,684	14,751	461,545	138,721	35,181	1,388	175,290
1885.....	105,939	278,561	12,681	397,181	101,434	39,282	300	141,016
1886.....	105,540	260,591	14,685	380,816	57,550	30,007	612	88,169
1887.....	115,891	276,718	26,290	418,899	51,698	39,068	456	91,222
1888.....	141,332	282,081	30,156	453,569	45,068	33,020	14,153	92,241
1889.....	116,899	298,199	31,966	447,064	88,002	38,554	3,063	129,599
1890.....	113,221	301,554	27,565	442,340	236,832	141,391	88,880	467,103
1891.....	118,370	331,460	22,828	472,658	189,897	95,148	91,100	376,145
1892.....	135,306	322,637	29,924	487,867	396,376	150,480	51,388	598,244
1893.....	142,684	370,797	29,090	542,571	365,717	341,029	53,418	760,164
1894.....	122,910	285,560	31,736	440,206	321,429	277,002	26,164	624,595
1895.....	78,764	296,667	26,989	402,420	303,419	265,650	36,800	705,869
1896.....	73,557	295,985	24,492	394,034	432,244	633,789	86,184	1,152,217
1897.....	78,966	270,730	24,187	373,883	106,968	754,873	71,684	933,525
1898.....	76,523	512,829	36,200	625,552	87,892	269,651	29,751	387,297
1899.....	83,460	632,581	47,192	763,233	78,847	223,838	48,276	350,961
1900.....	98,908	707,527	57,175	863,610	91,460	440,707	58,121	590,288
1901.....	113,058	711,632	63,658	888,348	72,851	476,229	298,556	847,636
1902.....	118,909	863,516	80,365	1,062,790	119,638	443,973	514,551	1,078,162
1903.....	128,633	1,058,921	72,488	1,260,042	96,702	875,986	508,660	1,481,348
1904.....	174,315	1,158,006	81,195	1,413,516	143,572	994,070	508,384	1,646,026
1905.....	174,103	1,241,358	90,281	1,505,742	105,492	2,022,458	340,685	2,468,635
1906.....	229,522	1,434,621	93,618	1,757,761	156,425	2,413,780	601,250	3,171,455
1907 (9 months).....	182,460	1,358,279	109,026	1,649,765	157,375	1,986,367	644,045	2,787,787
1908.....	351,700	1,913,426	175,705	2,440,831	131,212	2,799,872	688,652	3,619,736
1909.....	249,885	1,686,890	125,440	2,062,215	163,016	2,261,830	775,004	3,199,850
1910.....	381,617	2,272,264	157,225	2,811,106	208,608	3,819,204	631,028	4,658,840
1911.....	542,412	2,927,913	217,617	3,687,942	209,664	4,884,025	1,040,223	6,133,912
1912.....	766,283	3,914,956	367,801	5,049,042	156,925	4,687,859	750,062	5,594,846
1913.....	761,120	5,052,754	575,312	6,389,186	294,417	2,142,174	56,927	2,493,518

SESSIONAL PAPER No. 10

for Consumption in Canada (both Dutiable and Free) during each Fiscal Year inclusive, &c.—*Continued.*

TOTAL METALS AND MANUFACTURES OF.								FISCAL YEARS.
Dutiable.				Free.				
United Kingdom.	United States.	Other Countries.	Totals.	United Kingdom.	United States.	Other Countries.	Totals.	
£	£	£	£	£	£	£	£	
5,836,592	6,382,547	70,096	12,289,235	6,954,956	2,938,121	63,798	9,956,875	1874
5,975,993	5,173,303	87,044	11,236,340	6,941,449	2,184,948	61,021	9,187,418	1875
3,810,197	3,932,827	56,051	7,799,075	4,596,061	1,753,796	52,260	6,402,117	1876
3,778,723	4,184,503	38,650	8,001,876	3,615,821	811,169	26,284	4,453,274	1877
3,161,898	4,205,035	48,177	7,415,110	2,714,437	565,361	29,376	3,309,174	1878
2,953,495	3,845,990	69,917	6,869,402	1,808,871	483,296	27,678	2,319,845	1879
4,757,007	3,327,106	149,212	8,233,325	3,042,256	298,304	5,596	3,346,156	1880
5,476,478	4,568,076	292,941	10,337,495	4,179,651	314,255	22,338	4,516,244	1881
7,157,966	6,793,664	408,239	14,359,869	4,404,813	1,063,262	55,822	5,523,897	1882
7,359,451	8,087,782	352,108	15,799,341	5,003,142	1,887,776	58,125	6,949,043	1883
5,682,911	5,891,422	395,501	11,969,834	3,945,674	1,073,979	78,642	5,098,295	1884
4,419,070	4,371,517	363,484	9,154,071	3,378,214	831,445	48,090	4,257,749	1885
4,488,783	4,620,403	426,132	9,535,318	2,939,339	644,499	71,890	3,655,728	1886
5,918,220	5,041,810	557,619	11,517,649	3,463,739	620,399	166,179	4,250,317	1887
4,947,927	5,159,812	474,738	10,582,477	2,800,163	610,499	143,254	3,553,916	1888
5,464,292	5,512,814	512,221	11,489,327	3,379,439	770,339	165,486	4,315,264	1889
5,866,301	6,031,792	663,147	12,561,240	3,678,795	901,563	261,526	4,841,884	1890
5,402,020	6,125,744	653,955	12,181,719	4,306,982	1,025,655	216,694	5,549,331	1891
4,825,445	6,560,140	598,128	11,983,713	3,741,190	868,871	192,084	4,802,145	1892
4,765,405	6,801,741	666,351	12,233,497	3,582,337	1,069,662	208,640	4,860,639	1893
3,850,854	5,815,149	672,699	10,338,702	3,365,855	841,014	163,920	4,370,789	1894
2,421,322	6,040,443	483,944	8,945,689	2,215,216	1,032,114	130,411	3,377,741	1895
2,676,923	6,790,547	598,070	10,065,546	2,282,399	1,793,667	312,453	4,393,519	1896
2,102,530	7,588,096	462,318	10,152,944	1,948,936	2,467,511	204,973	4,621,420	1897
2,230,567	12,006,521	446,336	14,683,424	1,808,444	5,001,853	179,943	6,993,240	1898
2,748,187	14,706,314	514,424	17,968,925	1,685,393	5,316,470	221,640	7,223,503	1899
4,705,470	19,443,423	662,867	24,811,760	3,570,368	7,764,445	409,459	11,744,272	1900
2,965,153	17,768,502	598,371	21,332,026	2,585,470	9,388,167	795,390	12,769,027	1901
5,124,011	19,913,810	1,704,756	26,742,577	3,640,764	9,294,479	1,521,732	14,456,975	1902
7,739,373	23,582,528	2,607,661	33,929,562	5,087,526	10,525,740	2,017,674	17,630,940	1903
6,750,503	26,576,274	2,128,119	35,454,896	4,732,562	9,272,561	2,261,515	16,266,638	1904
6,045,346	27,273,171	1,415,061	34,733,578	3,055,993	15,128,351	943,753	19,128,097	1905
8,499,468	32,207,263	1,597,644	42,304,375	2,773,776	13,539,435	1,202,539	17,506,750	1906
8,708,647	31,985,414	1,372,686	42,066,747	3,320,844	11,325,161	1,178,040	15,824,045	(9 months) 1907
11,526,739	42,448,323	1,871,445	55,846,507	7,409,619	14,622,072	1,736,701	23,768,352	1908
6,221,854	29,114,528	1,145,916	36,482,298	5,296,373	10,945,160	1,715,994	17,957,527	1909
8,403,610	43,410,584	1,442,841	53,257,035	6,857,435	16,231,479	2,039,088	25,128,002	1910
12,088,919	61,788,950	2,460,926	76,338,804	7,565,136	19,645,234	2,177,718	29,388,138	1911
12,162,338	78,030,256	2,522,979	92,715,573	6,401,055	22,562,501	2,097,448	31,061,004	1912
13,232,192	115,173,761	2,591,408	130,997,361	6,845,639	30,886,902	2,733,072	40,465,613	1913

4 GEORGE V., A. 1914

No. 24—STATEMENT of the Values of the Principal and Other Articles entered
1874 to 1913,

FISCAL YEARS.	MUSICAL INSTRUMENTS.							
	Dutiable.				Free.			
	United Kingdom.	United States.	Other Countries.	Totals.	United Kingdom.	United States.	Other Countries.	Totals.
	\$	\$	\$	\$	\$	\$	\$	\$
1874.....	41,563	584,799	36,191	662,558				
1875.....	51,414	734,555	40,693	826,662				
1876.....	27,183	539,701	25,940	592,824				
1877.....	57,280	438,123	17,903	513,306				
1878.....	19,441	472,455	10,779	502,675				
1879.....	24,303	376,315	13,752	414,370				
1880.....	5,322	254,690	2,959	262,971				
1881.....	9,708	351,882	13,548	375,138				
1882.....	20,060	388,551	43,637	452,248				
1883.....	23,735	400,451	59,796	483,982				
1884.....	37,468	335,250	53,824	426,542				
1885.....	28,155	307,493	52,177	387,825				
1886.....	38,171	337,960	40,996	417,127				
1887.....	27,883	379,745	64,397	472,025				
1888.....	23,410	358,647	80,307	462,364				
1889.....	21,663	376,445	99,411	497,519				
1890.....	16,732	318,519	99,563	434,814				
1891.....	21,828	307,812	92,585	422,225				
1892.....	17,728	290,414	104,752	412,894				
1893.....	11,166	274,160	90,095	375,421				
1894.....	9,377	204,718	94,894	308,989				
1895.....	11,628	219,858	68,052	299,538				
1896.....	19,854	208,504	72,162	300,520				
1897.....	6,839	181,313	73,092	261,294				
1898.....	7,071	235,816	60,442	303,329				
1899.....	11,201	261,761	92,334	365,296				
1900.....	7,284	300,688	82,435	390,407				
1901.....	9,676	308,197	94,775	412,648				
1902.....	7,977	318,592	107,070	433,639	868	23,792	14,484	39,144
1903.....	11,163	342,455	112,964	466,582	738	36,863	22,636	60,237
1904.....	13,073	327,247	120,754	461,074	2,353	33,616	27,656	63,625
1905.....	19,978	325,027	108,486	453,491	4,837	33,181	19,568	57,586
1906.....	24,786	413,397	97,041	535,224	6,900	33,102	28,401	68,403
1907 (9 months).....	26,281	473,716	87,889	587,886	6,082	23,628	13,136	42,846
1908.....	50,355	730,347	132,425	913,127	11,995	33,969	18,830	64,794
1909.....	39,481	679,452	78,471	797,404	7,077	25,581	15,769	48,427
1910.....	48,694	961,229	109,821	1,119,744	13,886	52,245	21,717	87,848
1911.....	75,069	1,125,752	143,372	1,344,193	20,487	55,993	30,561	107,041
1912.....	73,932	1,198,139	161,499	1,436,570	21,813	74,166	31,191	127,170
1913.....	101,266	1,642,293	195,328	1,938,797	13,796	62,305	39,384	106,485

SESSIONAL PAPER No. 10

for Consumption in Canada (both Dutiable and Free) during each Fiscal Year inclusive, &c.—*Continued.*

OILS.								FISCAL YEARS.
Dutiable.				Free.				
United Kingdom.	United States.	Other Countries.	Totals.	United Kingdom.	United States.	Other Countries.	Totals.	
£	£	£	£	£	£	£	£	
395,754	274,455	34,816	705,025	21,716	73,765	356	95,837	1874
435,441	275,179	37,132	747,752	13,194	135,431	1,237	149,862	1875
312,888	244,629	23,892	581,409	9,387	63,481	357	73,225	1876
295,625	314,516	28,402	638,543	13,162	127,189	14,863	155,214	1877
289,843	323,982	31,084	644,909	19,044	88,368	119,401	217,813	1878
277,869	315,304	30,246	623,410	8,704	75,264	85,286	169,254	1879
378,043	287,513	49,621	715,177	13,463	39,701	93,111	146,275	1880
241,446	441,333	47,518	739,297	9,311	60,232	224,577	294,150	1881
322,436	637,541	48,056	1,008,033	7,121	46,535	97,112	151,798	1882
452,722	676,450	69,315	1,198,487	11,584	106,870	166,032	284,486	1883
351,944	650,706	39,163	1,041,813	7,894	65,987	134,388	208,269	1884
319,028	689,182	57,570	1,056,780	7,169	143,087	91,055	241,311	1885
416,720	718,487	43,725	1,179,332	12,816	61,310	85,379	159,505	1886
391,972	796,861	59,508	1,248,341	6,830	59,425	63,387	129,642	1887
425,615	640,024	41,520	1,107,159	13,370	72,973	35,516	121,859	1888
353,366	768,543	47,861	1,169,770	11,249	76,963	57,928	146,140	1889
419,290	811,474	53,015	1,333,779	10,818	101,227	44,762	156,807	1890
529,678	946,736	70,222	1,586,636	5,669	81,999	104,930	192,598	1891
376,325	941,123	57,662	1,375,110	22,679	85,240	57,552	165,471	1892
231,538	972,335	51,221	1,398,124	31,555	96,814	95,551	223,920	1893
271,804	928,794	52,348	1,252,946	6,495	75,348	39,535	121,378	1894
318,873	836,484	49,793	1,205,152	20,711	103,633	49,680	174,024	1895
362,096	1,040,336	44,190	1,446,532	13,608	94,157	65,312	173,077	1896
305,027	969,071	49,562	1,323,660	13,145	51,377	103,092	167,614	1897
225,379	1,026,790	64,154	1,316,323	13,872	54,493	57,597	125,872	1898
389,065	1,059,414	69,217	1,508,696	9,890	55,161	38,319	103,400	1899
520,247	1,187,948	55,825	1,763,121	9,275	82,599	40,510	132,384	1900
482,840	1,426,155	53,793	1,965,788	53,994	101,135	38,254	193,383	1901
478,396	1,792,366	62,222	2,242,984	43,233	103,753	43,271	193,257	1902
369,963	2,263,518	74,153	2,707,634	68,698	145,879	82,213	296,790	1903
331,117	2,686,759	80,773	3,098,649	77,091	125,466	124,649	327,206	1904
613,188	1,763,901	93,852	2,470,941	73,794	994,654	112,831	1,181,279	1905
481,748	1,996,703	117,096	2,595,547	97,615	766,793	78,692	943,010	1906
223,277	1,695,861	81,633	2,000,771	66,899	661,870	68,397	797,166	(9 months) 1907
253,526	2,094,635	137,216	2,484,777	95,869	1,423,729	83,348	1,602,946	1908
134,734	2,214,349	131,632	2,480,815	153,253	1,927,857	119,754	2,200,864	1909
241,157	2,677,192	146,899	3,065,149	179,593	2,204,921	102,829	2,478,343	1910
583,043	3,061,611	231,861	3,881,515	238,038	3,611,136	138,599	3,987,773	1911
658,891	2,921,916	275,447	3,856,254	295,496	4,943,337	222,713	5,371,546	1912
371,317	3,991,833	371,883	4,735,033	249,742	11,747,829	491,973	12,489,544	1913

4 GEORGE V., A. 1914

No. 24—STATEMENT of the Values of the Principal and Other Articles entered
1874 to 1913.

FISCAL YEARS.	OILCAKE AND OILCAKE MEAL.				OILCLOTH.			
	Free.				Dutiable.			
	United Kingdom.	United States.	Other Countries.	Totals.	United Kingdom.	United States.	Other Countries.	Totals.
	\$	\$	\$	\$	\$	\$	\$	\$
1874.....	3,714			3,714	17,193	49,712		166,905
1875.....	5	1,963		1,968	117,895	66,797		184,692
1876.....		1,606		1,606	69,051	51,535		120,586
1877.....		2,628		2,628	73,788	79,097		152,885
1878.....	394	3,533		3,927	62,339	69,383		131,722
1879.....	292	2,645		2,937	50,491	52,423	348	103,262
1880.....		6,173		6,173	46,438	43,479		89,917
1881.....	100	10,674		10,774	89,104	87,106	103	176,313
1882.....	312	22,445		22,757	121,545	134,279	136	255,960
1883.....		30,788		30,788	141,431	149,527	301	291,259
1884.....		40,493		40,493	114,176	129,804	116	244,096
1885.....	727	14,490		15,217	119,826	133,568	14	253,408
1886.....		14,046		14,046	145,155	116,761	335	262,251
1887.....	88	11,392		11,480	183,642	106,176	669	290,487
1888.....	96	22,728		22,824	156,377	48,248	137	204,762
1889.....		24,111		24,111	154,258	40,790	612	195,660
1890.....	620	25,641		26,261	159,847	50,630	178	210,705
1891.....	45	42,047		42,092	184,654	40,910	462	226,026
1892.....	526	50,610		51,136	180,457	33,316	2,356	216,129
1893.....	179	29,714		29,893	191,868	38,059	3,468	233,395
1894.....	932	22,635		23,567	176,224	33,974	1,716	211,914
1895.....		50,096		50,096	162,945	30,899	1,979	195,823
1896.....	41	41,207		41,248	153,437	32,161	1,731	187,329
1897.....	141	17,482		17,623	127,179	27,815	1,019	156,013
1898.....	320	23,026		23,346	168,326	48,412	4,688	221,426
1899.....		28,058		28,058	230,492	65,647	1,234	297,373
1900.....	2	30,669	238	30,909	289,451	69,880	1,583	360,914
1901.....		29,836		29,836	341,712	77,291	1,827	420,830
1902.....	652	34,531		35,183	367,045	80,709	1,627	449,381
1903.....	8,741	30,138		38,879	465,856	90,158	6,643	562,657
1904.....	134	38,127	3,049	41,310	588,406	140,620	1,382	730,408
1905.....		39,970	7,021	46,991	612,555	153,837	5,051	771,443
1906.....	218	26,566		26,784	730,817	183,274	997	915,088
1907 (9 months).....	2,769	31,410		34,179	731,917	204,052	729	936,698
1908.....	1,599	53,128	592	55,319	946,026	218,953	3,218	1,168,197
1909.....	1,082	60,594		61,676	723,920	182,720	2,136	908,776
1910.....	1,426	86,154		87,580	1,022,405	274,607	1,947	1,298,959
1911.....	3,448	72,625	22	76,099	1,344,242	320,264	11,076	1,675,582
1912.....	2,464	114,445		116,909	1,545,992	368,419	8,948	1,923,359
1913.....	19,229	167,252		186,481	2,062,315	467,261	19,176	2,548,752

SESSIONAL PAPER No. 10

for Consumption in Canada (both Dutiable and Free) during each Fiscal Year inclusive, &c.—*Continued.*

OPTICAL, PHILOSOPHICAL, &C., INSTRUMENTS.								FISCAL YEARS.
Dutiable.				Free.				
United Kingdom.	United States.	Other Countries.	Totals.	United Kingdom.	United States.	Other Countries.	Totals.	
\$	\$	\$	\$	\$	\$	\$	\$	
				8,210	5,809	6,346	20,4151874
				7,955	985	216	9,1561875
				7,053	3,301	82	10,4361876
				2,713	4,101	410	7,2241877
				2,264	2,617	4,8811878
				4,942	4,308	6,812	16,0621879
				3,265	2,118	3,782	9,1651880
				3,550	3,940	3,544	11,0341881
				1,971	3,500	2,645	8,1161882
2,330	955	465	3,750	7,601	4,687	2,543	14,8311883
23,023	29,289	12,998	65,310	2,722	5,578	2,084	10,3841884
19,455	31,429	14,516	65,400	3,105	5,229	3,959	12,2931885
17,647	29,040	14,157	60,844	3,040	7,240	4,588	14,8681886
16,604	40,562	19,258	76,424	1,142	5,482	6,474	13,0981887
17,640	35,753	27,167	80,560	1,570	4,998	6,990	13,5581888
17,120	30,483	21,349	68,952	1,115	7,731	4,858	13,7041889
12,814	42,660	23,276	78,750	1,664	9,161	8,483	19,3081890
15,787	47,229	25,678	88,694	7,725	22,695	2,761	33,1811891
13,494	55,455	23,856	93,205	32,783	36,574	13,804	83,1611892
15,472	62,394	19,625	97,491	40,483	20,635	20,176	81,4941893
16,758	69,593	26,445	112,791	13,761	13,891	9,623	37,2751894
13,973	68,168	25,284	107,425	8,682	7,543	6,786	23,0111895
13,782	97,972	21,663	133,417	4,616	9,843	4,618	19,0771896
14,571	101,758	19,354	135,683	3,530	10,823	4,573	18,9261897
16,880	143,948	23,613	189,441	5,636	13,364	4,993	23,9931898
15,733	166,566	31,842	214,141	2,987	24,479	8,201	35,6671899
16,346	196,888	22,756	235,490	7,201	17,493	7,849	32,5431900
15,712	174,053	25,227	214,992	4,099	21,438	9,218	34,7551901
18,034	185,438	33,051	236,523	3,946	44,631	9,120	57,6971902
17,956	198,812	40,852	257,620	4,834	31,471	10,581	46,8861903
22,078	199,960	42,916	264,954	11,400	30,126	11,127	52,6531904
30,477	228,489	43,301	307,267	11,020	38,294	10,237	59,5511905
38,175	267,769	47,601	353,545	13,185	36,523	16,950	66,6581906
34,449	200,028	36,414	270,891	18,106	29,995	13,666	61,767	..(9 months) 1907
120,209	385,612	70,442	576,263	21,617	85,189	35,221	142,0331908
91,115	355,564	41,817	488,496	31,359	147,398	38,826	217,5831909
137,732	480,291	57,787	675,810	45,879	126,463	33,705	206,0471910
216,488	778,096	82,040	1,076,624	62,584	156,626	50,838	270,0481911
230,799	922,027	86,414	1,239,240	55,556	172,925	48,381	276,8621912
297,099	1,166,585	116,976	1,580,660	53,530	276,418	47,377	377,3251913

4 GEORGE V., A. 1914

No. 24—STATEMENT of the Values of the Principal and Other Articles entered
1874 to 1913.

FISCAL YEARS.	PACKAGES AND PARCELS.							
	Dutiable.				Free.			
	United Kingdom.	United States.	Other Countries.	Totals.	United Kingdom.	United States.	Other Countries.	Totals.
	£	£	£	£	£	£	£	£
1874	215,020	103,688	230,843	549,551	45,906	3,227	17,994	67,127
1875	136,469	36,430	140,680	313,579	144,679	10,479	38,662	193,820
1876	126,007	37,993	205,720	369,720	2,453	457	9	2,919
1877	99,358	68,858	133,214	301,430	3,047	2,158	421	5,626
1878	99,256	130,183	121,986	351,425	994	6,303	7,297
1879	95,340	119,298	133,329	347,967	716	5,178	5,894
1880	61,378	112,597	74,458	248,433	222	7,073	7,295
1881	78,919	128,137	88,668	295,724	46	10,750	10,796
1882	90,806	196,074	108,137	395,017	450	8,011	8,461
1883	108,404	222,453	138,695	469,552	3,485	10,106	13,591
1884	114,371	284,889	137,186	536,446	95	9,173	373	9,641
1885	107,706	295,359	132,638	535,694	11,903	11,903
1886	105,882	137,802	124,563	368,247	10,381	10	10,391
1887	98,860	129,368	139,142	377,370	14,086	10,485	12	24,583
1888	118,399	162,642	155,830	436,871	69,076	11,181	692	80,949
1889	171,807	355,585	171,979	699,371	90,803	13,126	103,929
1890	221,553	391,027	170,418	782,998	99,802	13,114	112,916
1891	220,302	352,250	141,887	714,439	89,499	5,572	22	95,093
1892	245,166	388,365	131,932	765,464	97,156	1,936	117	99,209
1893	260,397	382,006	153,366	795,769	129,276	8,468	236	137,980
1894	255,986	540,219	172,539	968,744	169,142	32,570	99	201,811
1895	224,591	634,968	162,944	1,022,503	95,615	23,322	48	118,985
1896	196,110	711,971	183,999	1,092,080	970	10,556	97	11,623
1897	204,028	774,153	209,736	1,187,917	593	7,186	367	8,056
1898	218,076	925,965	206,356	1,350,397	993	8,867	494	10,359
1899	265,286	1,191,977	243,311	1,700,574	676	12,169	176	13,021
1900	304,851	1,386,153	273,934	1,964,938	916	17,053	140	18,139
1901	335,794	1,734,428	284,726	2,354,948	155	23,707	162	24,024
1902	333,719	1,746,032	314,848	2,394,599	60	136	86	282
1903	333,882	1,489,763	355,126	2,178,771
1904	380,280	1,542,992	400,984	2,324,256
1905	402,223	1,631,397	359,828	2,393,448
1906	462,787	1,764,849	396,092	2,623,728
1907 (9 months) ..	600,292	1,468,276	310,744	2,379,317
1908	1,240,595	2,198,818	539,866	3,979,279
1909	1,191,405	2,315,081	479,806	3,986,292
1910	1,161,414	2,651,116	513,780	4,626,340
1911	1,714,798	3,065,745	602,180	5,382,723
1912	1,836,387	3,211,328	648,294	5,696,009
1913	2,172,847	4,097,040	763,833	7,033,720

SESSIONAL PAPER No. 10

for Consumption in Canada (both Dutiable and Free) during each Fiscal Year inclusive, &c.—*Continued.*

PAINTINGS, DRAWINGS, ENGRAVINGS, &c.								FISCAL YEARS.
Dutiable.				Free.				
United Kingdom.	United States.	Other Countries.	Totals.	United Kingdom.	United States.	Other Countries.	Totals.	
\$	\$	\$	\$	\$	\$	\$	\$	
13,711	68,095	3,670	85,476	9,165	32,634	4,197	45,996	1874
10,665	65,423	3,572	79,660	20,474	9,685	2,857	33,016	1875
10,990	59,170	1,505	71,665	12,372	4,618	2,414	19,404	1876
3,980	46,647	2,192	52,819	9,931	4,709	2,558	17,198	1877
3,976	39,875	1,591	45,442	7,665	4,210	1,673	13,548	1878
5,096	37,091	4,745	46,932	7,460	1,505	1,992	10,957	1879
11,763	46,283	5,735	63,781	17,380	6,199	400,813	424,392	1880
8,491	49,699	7,372	65,562	6,657	6,871	933	14,461	1881
15,851	54,320	12,150	82,321	12,174	17,590	4,046	33,780	1882
10,808	65,404	10,710	86,922	36,152	21,738	12,556	70,446	1883
9,311	45,473	6,404	61,188	22,574	17,096	16,506	56,176	1884
9,609	50,102	11,976	71,687	26,993	20,124	18,110	65,227	1885
13,638	47,598	8,120	69,356	26,920	125,141	4,410	156,471	1886
22,707	46,844	13,988	83,539	90,325	41,090	8,858	140,273	1887
5,872	16,156	2,563	24,596	24,153	16,335	5,036	45,524	1888
6,180	25,664	758	32,602	65,632	24,223	19,135	108,990	1889
6,868	35,803	2,277	44,948	106,874	68,411	144,368	319,653	1890
7,783	29,235	4,588	41,606	114,603	86,017	15,708	216,328	1891
5,273	32,262	3,490	41,025	250,382	57,139	55,251	362,772	1892
4,002	27,400	5,570	36,972	185,106	34,990	54,054	278,150	1893
4,387	56,189	3,551	64,127	322,173	60,027	25,427	407,627	1894
3,996	53,478	5,192	62,666	155,751	113,170	6,754	275,675	1895
4,673	46,162	4,382	55,217	119,545	87,534	13,089	220,168	1896
7,090	43,441	5,825	56,356	113,546	179,490	16,359	309,395	1897
27,219	91,258	22,799	141,276	104,474	34,788	34,567	173,829	1898
30,629	118,633	18,599	167,261	361,896	155,977	55,120	572,993	1899
41,263	138,295	19,852	199,410	235,978	101,200	102,339	439,517	1900
50,115	148,743	32,844	231,702	172,341	232,995	17,247	422,583	1901
42,422	195,146	31,826	269,394	331,816	183,788	22,285	537,889	1902
44,802	229,270	30,763	304,835	250,143	139,277	23,718	413,138	1903
50,624	223,834	46,165	325,623	239,803	39,073	19,031	297,907	1904
62,312	247,110	63,323	372,745	462,364	124,439	47,921	634,724	1905
121,626	319,023	111,106	551,755	406,585	290,279	131,574	828,438	1906
137,221	318,605	125,737	581,563	249,105	54,421	68,756	372,282 (9 months)	1907
227,197	533,376	274,597	1,035,170	200,124	73,834	27,885	301,843	1908 <i>Vide p. 457.</i>
189,546	418,444	151,385	759,376	265,444	178,274	85,889	529,607	1909
207,929	463,330	144,975	816,234	351,280	193,098	171,463	718,841	1910
235,199	489,598	115,531	840,328	427,806	470,948	61,126	959,880	1911
266,691	585,024	123,006	974,721	411,266	593,679	284,271	1,289,216	1912
283,479	593,103	142,135	1,023,717	376,472	434,797	110,587	921,856	1913

4 GEORGE V., A. 1914

No. 24—STATEMENT of the Values of the Principal and Other Articles entered
1874 to 1913.

FISCAL YEARS.	PAINTS AND COLOURS.							
	Dutiable.				Free.			
	United Kingdom.	United States.	Other Countries.	Totals.	United Kingdom.	United States.	Other Countries.	Totals.
	\$	\$	\$	\$	\$	\$	\$	\$
1874.....	264,725	51,705	4,321	320,751	139,655	28,897	7,269	175,821
1875.....	322,970	69,173	3,907	396,050	299,886	31,449	9,592	340,927
1876.....	243,762	59,558	1,212	304,532	233,467	30,022	2,676	266,165
1877.....	230,888	77,681	3,259	311,828	328,131	38,709	4,569	371,409
1878.....	196,061	78,952	1,984	276,997	233,896	28,235	12,421	274,462
1879.....	209,288	90,703	3,316	303,307	178,396	64,298	6,856	249,550
1880.....	374,129	87,023	13,202	474,354	61,857	23,219	1,126	86,202
1881.....	292,366	104,681	19,577	416,624	46,115	11,821	4,747	62,683
1882.....	300,064	135,798	56,824	492,686	39,337	16,287	5,678	61,302
1883.....	328,740	175,964	46,406	551,110	38,606	20,171	6,033	64,810
1884.....	248,257	182,118	42,101	472,476	49,145	26,576	3,451	73,172
1885.....	300,012	150,029	68,683	518,724	39,247	25,192	3,871	68,310
1886.....	350,103	141,724	49,104	540,931	39,063	24,086	4,907	68,056
1887.....	351,241	133,429	67,879	552,549	35,575	12,741	6,574	54,890
1888.....	352,938	140,919	80,023	573,880	42,748	14,264	8,077	65,089
1889.....	322,125	114,866	129,001	565,992	53,135	7,544	9,874	70,553
1890.....	332,980	123,619	169,942	626,541	59,902	13,294	6,968	80,164
1891.....	298,908	117,050	135,329	551,287	55,164	14,115	5,952	75,231
1892.....	292,206	141,673	132,259	566,138	52,985	15,750	8,943	77,678
1893.....	292,058	137,823	164,993	594,874	44,649	16,303	12,702	73,654
1894.....	240,019	141,684	169,678	551,381	47,040	13,663	18,444	79,147
1895.....	192,163	132,409	120,362	444,934	50,046	27,151	15,326	92,523
1896.....	224,118	175,264	166,454	565,836	55,180	39,211	10,160	104,551
1897.....	210,234	184,659	124,552	519,445	33,321	45,703	10,966	94,990
1898.....	202,793	243,805	212,595	659,193	50,358	39,338	9,781	99,477
1899.....	255,967	190,674	329,962	776,603	62,597	42,724	6,198	111,519
1900.....	311,743	275,586	330,533	917,862	59,073	41,765	8,421	109,259
1901.....	224,202	387,112	157,529	768,843	92,793	52,773	12,106	157,672
1902.....	242,075	502,390	263,394	1,007,859	69,191	60,003	13,488	142,682
1903.....	257,763	654,199	299,113	1,211,075	62,218	70,874	24,967	158,059
1904.....	220,168	639,777	254,181	1,114,126	59,191	66,713	23,146	149,050
1905.....	259,395	706,085	311,940	1,277,420	76,008	121,667	23,596	221,271
1906.....	431,739	555,307	183,823	1,170,869	66,723	111,898	30,937	209,558
1907 (9 months).....	399,144	387,171	90,620	876,935	77,675	93,117	40,162	210,894
1908.....	648,207	415,823	117,501	1,181,531	175,351	107,936	81,315	364,602
1909.....	453,882	354,610	76,499	884,991	121,745	113,515	36,047	271,307
1910.....	426,609	497,030	107,558	1,031,197	164,060	130,778	49,988	344,826
1911.....	431,818	575,027	163,570	1,170,415	216,167	160,333	46,460	422,960
1912.....	427,632	686,359	185,906	1,299,897	207,587	210,018	49,162	466,767
1913.....	593,036	933,378	234,566	1,765,980	281,948	274,484	78,223	634,655

SESSIONAL PAPER No. 10

for Consumption in Canada (both Dutiable and Free) during each Fiscal Year inclusive, &c.—*Continued.*

PAPER AND MANUFACTURES OF.								FISCAL YEARS.
Dutiable.				Free.				
United Kingdom.	United States.	Other Countries.	Totals.	United Kingdom.	United States.	Other Countries.	Totals.	
\$	\$	\$	\$	\$	\$	\$	\$	
420,692	257,172	15,955	693,819	76,032	9,402		85,434	1874
370,662	316,784	17,356	704,802	59,205	11,126		70,331	1875
260,463	263,460	12,820	536,743	20,552	32,933		53,485	1876
255,863	326,197	12,642	594,702	902	29,029		29,931	1877
263,275	311,818	14,801	589,894	87	24,713		24,800	1878
222,970	450,673	19,588	693,231		19,197		19,197	1879
276,025	506,479	23,430	805,934					1880
466,185	484,533	39,661	990,379					1881
547,142	615,780	62,417	1,225,339					1882
535,879	677,199	74,722	1,287,800					1883
373,438	533,171	58,385	1,014,994					1884
360,234	580,721	56,953	997,908					1885
392,139	648,523	47,483	1,088,145					1886
440,329	715,255	61,211	1,216,795					1887
437,236	655,727	67,895	1,160,858					1888
410,034	663,740	58,770	1,132,544					1889
471,135	671,880	78,458	1,221,473					1890
406,863	657,072	78,378	1,142,313					1891
417,646	720,842	78,399	1,216,887					1892
378,436	730,201	78,719	1,187,356	114			114	1893
301,956	647,955	65,741	1,015,652					1894
286,816	620,506	68,204	975,526	57	221	125	403	1895
254,042	672,448	79,509	1,005,999		89	510	599	1896
229,368	686,112	86,318	1,001,858	95	664	324	1,083	1897
230,345	822,983	82,576	1,135,904		500	28	528	1898
248,745	911,896	102,723	1,263,364			192	192	1899
259,762	1,042,504	105,235	1,407,501		541	167	708	1900
382,018	1,320,869	101,037	1,803,924		4		4	1901
361,692	1,471,779	112,315	1,945,786		340		340	1902
403,127	1,564,808	142,429	2,110,364					1903
503,143	1,953,132	159,758	2,616,033	89	2,906	5	3,000	1904
569,799	2,195,040	185,913	2,950,752	51	8,807	4,008	12,866	1905
615,945	2,324,196	208,017	3,148,158	360	18,812	8,799	27,971	1906
546,789	1,877,743	191,823	2,616,355	278	27,150	727	28,155	(9 months) 1907
915,557	2,749,056	323,368	3,987,981	1,045	45,165	8,309	54,519	<i>Vide p. 457.</i> 1908
838,263	2,440,409	303,129	3,581,807	1,108	55,773	12,630	69,511	1909
1,024,676	3,176,405	379,201	4,580,282	4,328	40,015	21,389	65,732	1910
1,354,554	3,592,362	507,994	5,454,910	1,121	68,978	12,402	82,501	1911
1,514,070	4,145,718	600,108	6,259,896	2,084	72,750	17,733	92,567	1912
1,796,049	5,624,025	773,951	8,194,025	8,109	119,078	26,169	153,356	1913

4 GEORGE V., A. 1914

No. 24—STATEMENT of the Values of the Principal and Other Articles entered
1874 to 1913.

FISCAL YEARS.	PERFUMERY.				PICKLES, SAUCES AND SOY.			
	Dutiable.				Dutiable.			
	United Kingdom.	United States.	Other Countries.	Totals.	United Kingdom.	United States.	Other Countries.	Totals.
	\$	\$	\$	\$	\$	\$	\$	\$
1874	40,874	11,515	9,706	62,095	123,139	9,387	1,742	134,268
1875	31,631	16,894	13,429	61,954	139,292	12,869	1,133	153,294
1876	23,577	13,981	13,798	51,356	85,356	10,878	854	97,088
1877	20,716	20,931	9,478	51,175	81,282	8,958	366	93,606
1878	21,379	4,771	9,049	35,199	74,999	21,221	1,426	97,646
1879	20,401	17,558	16,869	54,828	74,314	16,363	602	91,309
1880	16,319	13,473	12,283	42,075	72,439	11,983	524	84,937
1881	15,448	10,795	14,155	40,398	108,410	11,571	1,130	121,111
1882	19,899	15,292	18,972	54,073	131,134	23,306	815	155,255
1883	22,080	19,413	27,157	68,650	162,833	37,547	1,740	202,180
1884	21,393	22,908	23,266	67,567	131,082	34,700	2,535	168,317
1885	22,338	20,488	21,410	64,236	132,335	28,883	3,423	164,641
1886	19,602	35,150	28,629	83,381	191,608	20,221	2,697	214,426
1887	19,092	41,209	27,368	87,669	124,091	27,527	4,189	155,807
1888	15,133	41,950	32,573	89,656	95,511	12,332	1,366	109,209
1889	16,441	42,146	36,144	94,731	95,380	10,132	2,429	107,941
1890	18,834	37,112	38,577	94,523	96,402	8,151	2,359	106,912
1891	20,420	37,990	43,469	101,879	96,242	12,261	3,370	111,873
1892	19,970	33,367	38,504	91,841	93,481	14,711	2,956	111,148
1893	20,722	35,092	48,320	104,134	91,117	12,061	3,402	109,580
1894	22,378	32,403	47,378	102,159	100,026	14,273	2,558	116,857
1895	18,000	31,810	51,578	101,388	84,131	14,836	2,889	101,856
1896	16,345	30,767	61,889	109,001	86,232	18,851	4,048	109,131
1897	20,672	29,281	55,368	105,321	87,098	33,387	4,949	125,434
1898	19,584	31,598	53,177	104,269	95,482	52,198	5,793	153,478
1899	19,795	35,456	60,285	115,536	118,724	65,547	8,616	190,887
1900	19,960	42,260	63,844	126,064	126,226	86,907	10,186	223,319
1901	22,195	57,003	69,079	148,277	154,753	77,183	12,784	244,720
1902	18,824	55,221	66,486	140,531	140,020	83,485	12,094	235,599
1903	17,292	70,527	81,347	169,166	182,402	108,429	17,346	308,177
1904	27,807	96,795	88,210	212,812	233,663	114,662	17,078	365,403
1905	26,963	94,430	85,482	206,875	209,355	110,304	19,272	338,931
1906	28,241	109,923	99,058	237,222	227,327	105,045	24,587	357,159
1907 (9 months) ..	22,621	113,539	82,261	218,421	186,601	78,062	18,574	283,237
1908	30,254	178,072	126,873	335,199	320,849	120,978	40,703	482,530
1909	24,464	171,939	100,327	296,730	245,205	93,965	44,556	383,726
1910	38,839	211,426	143,660	393,925	293,697	95,675	58,576	447,948
1911	54,375	237,060	158,185	449,620	368,333	140,218	92,449	601,005
1912	62,799	293,590	191,023	547,412	430,415	153,274	49,033	632,722
1913	68,270	410,092	191,946	670,308	470,352	215,251	110,805	796,408

SESSIONAL PAPER No. 10

for Consumption in Canada (both Dutiable and Free) during each Fiscal Year inclusive, &c.—*Continued.*

PLANTS AND TREES.

Dutiable.				Free.				FISCAL YEARS.
United Kingdom.	United States.	Other Countries.	Totals.	United Kingdom.	United States.	Other Countries.	Totals.	
\$	\$	\$	\$	\$	\$	\$	\$	
3,336	98,346	1,401	103,083	1,506	952	2,670	5,128	1874
2,504	121,972	461	124,937	1,926	1,607	2,751	6,284	1875
2,297	116,287	190	118,774	2,205	1,809	2,333	6,347	1876
1,807	75,863	238	77,908	3,382	1,211	999	5,592	1877
2,136	74,350	218	76,704	1,633	2,412	2,692	6,737	1878
1,599	68,541	406	70,546	1,956	1,196	3,089	6,241	1879
2,069	59,040	218	61,376					1880
2,631	60,332	679	63,642					1881
1,990	64,103	294	66,387		148		148	1882
2,402	73,905	1,970	78,277		159		159	1883
1,839	74,901	2,052	78,792		128		128	1884
1,855	72,182	1,725	75,763		363		363	1885
3,435	80,163	1,375	84,973	77	557		634	1886
1,967	78,582	1,861	82,410		371		371	1887
2,463	27,387	2,389	32,239	645	73,697	242	74,584	1888
				4,088	122,989	1,672	128,749	1889
1,150	88,860	239	90,279	2,571	42,600	1,741	46,912	1890
3,172	115,603	1,809	120,584	4,315	15,232	12,477	32,024	1891
2,727	102,458	2,511	107,696	3,748	24,528	10,429	38,705	1892
3,193	95,986	1,259	100,438	4,475	29,042	9,389	42,906	1893
2,699	85,865	834	89,398	3,429	24,501	14,097	42,027	1894
2,901	87,920	688	91,509	2,645	25,084	18,042	45,769	1895
1,583	81,590	979	84,152	7,659	23,906	14,450	46,015	1896
1,394	57,900	1,028	60,322	4,378	21,436	17,847	43,661	1897
1,615	20,149	3,477	25,241	3,516	21,514	19,308	44,338	1898
3,773	11,318	9,080	24,171	3,400	22,134	27,037	52,571	1899
4,300	15,718	8,492	28,510	4,230	17,858	37,460	59,548	1900
1,940	27,896	7,265	37,101	2,674	25,328	36,966	64,968	1901
2,694	38,606	9,192	50,492	4,225	27,091	45,911	77,227	1902
3,319	42,562	10,498	56,379	2,744	43,430	43,563	89,737	1903
3,702	48,595	12,499	64,797	2,558	34,618	62,061	99,237	1904
3,106	62,412	13,755	79,273	2,577	35,998	73,603	112,178	1905
3,870	93,982	13,819	111,671	4,193	38,667	74,721	117,581	1906
2,435	43,384	10,578	56,397	1,174	31,338	81,406	113,888	(9 months) 1907
6,894	112,951	14,419	134,264	6,102	46,692	89,625	142,419	<i>Vide p. 457.</i> 1908
7,775	96,040	15,617	119,432	2,764	39,869	90,176	132,809	1909
10,127	128,200	27,654	165,981	3,841	38,640	113,650	156,131	1910
13,348	125,212	33,946	172,506	8,808	67,709	136,401	212,918	1911
12,358	146,275	37,219	195,852	6,905	40,673	188,870	236,448	1912
16,937	191,786	43,629	252,352	15,855	38,694	223,220	277,769	1913

4 GEORGE V., A. 1914

No. 24—STATEMENT of the Values of the Principal and Other Articles entered
1874 to 1913.

FISCAL YEARS.	PRECIOUS STONES AND IMITATIONS OF.							
	Dutiable.				Free.			
	United Kingdom.	United States.	Other Countries.	Totals.	United Kingdom.	United States.	Other Countries.	Totals.
	\$	\$	\$	\$	\$	\$	\$	\$
1874.....					19,737	8,068	13,647	41,452
1875.....					43,985	15,082	2,408	61,475
1876.....					4,631	3,726	1,157	9,514
1877.....					7,006	3,898		10,904
1878.....					7,903	4,212	5,612	16,827
1879.....					5,553	6,930	5,813	18,296
1880.....					8,098	5,619	14,786	28,503
1881.....					9,521	18,991		28,512
1882.....					15,567	96,637		112,204
1883.....	971	302		1,273	34,997	108,916	1,383	145,296
1884.....	789	635	30	1,454	31,582	106,941		138,523
1885.....	259	856	356	1,471	23,205	48,936	96,408	168,549
1886.....	518	1,145	936	2,599	60,336	16,574	113,844	190,754
1887.....	1,524	3,587	146	5,257	30,706	64,243	158,071	253,020
1888.....	1,504	4,745	1,460	7,709	46,558	89,897	94,675	231,130
1889.....	3,174	863	1,563	5,600	47,641	29,646	141,603	218,890
1890.....	2,192	918	5,772	8,882	16,423	62,597	57,270	136,290
1891.....	1,088	1,140	1,882	4,110	43,648	29,536	17,728	90,912
1892.....	1,785	957	4,753	7,495	8,530	11,566	41,203	61,289
1893.....	3,174	2,912	6,259	12,345	46,734	24,582	38,574	109,890
1894.....	7,687	2,592	4,744	15,023	120,786	12,828	42,216	175,830
1895.....	12,982	2,180	4,152	19,314	202,712	27,848	28,849	259,409
1896.....	8,056	1,983	13,708	23,747	233,267	15,751	114,307	363,325
1897.....	9,038	4,439	17,160	30,637	281,780	32,238	181,953	495,971
1898.....	14,540	7,963	21,514	44,017	227,002	21,695	114,735	363,432
1899.....	17,925	9,746	16,779	44,450	237,252	26,226	154,080	417,558
1900.....	32,512	15,647	14,142	62,301	339,969	52,067	175,597	567,633
1901.....	23,455	19,883	34,215	77,553	397,625	75,639	214,225	687,489
1902.....	12,763	14,122	37,666	64,551	317,250	79,366	402,694	799,310
1903.....	51,162	17,126	33,945	102,233	407,078	92,639	652,489	1,152,206
1904.....	40,707	23,840	27,839	92,386	614,212	78,808	432,108	1,125,128
1905.....	35,507	21,907	24,801	82,215	309,640	124,546	985,763	1,419,949
1906.....	18,533	35,203	32,141	85,877	567,671	171,989	816,628	1,556,288
1907 (9 months).....	58,733	47,529	229,081	335,343	311,675	107,867	485,134	904,676
1908.....	65,245	63,401	102,245	230,891	682,526	209,935	646,289	1,538,750
1909.....	43,920	30,698	61,399	135,927	632,608	121,535	528,294	1,282,437
1910.....	86,581	42,643	100,236	229,460	543,069	230,785	1,288,150	2,062,004
1911.....	152,784	39,082	123,758	315,624	853,340	146,149	1,309,634	2,309,123
1912.....	158,596	64,661	138,364	361,621	1,063,706	236,276	1,407,653	2,707,635
1913.....	244,290	58,537	215,506	518,333	1,446,401	188,201	2,291,994	3,926,596

SESSIONAL PAPER No. 10

for Consumption in Canada (both Dutiable and Free) during each Fiscal Year inclusive, &c.—*Continued.*

PROVISIONS.								FISCAL YEARS.
Dutiable.				Free.				
United Kingdom.	United States.	Other Countries.	Totals.	United Kingdom.	United States.	Other Countries.	Totals.	
\$	\$	\$	\$	\$	\$	\$	\$	
70,882	1,829,350	8,854	1,909,086	2	7,142	791	7,935	1874
37,513	2,289,208	10,861	2,337,582	68	8,386	372	8,826	1875
29,768	1,643,384	7,970	1,681,122	89	8,989		9,078	1876
22,478	1,487,023	4,978	1,514,479	1,551	4,580	382	6,513	1877
15,857	1,233,596	2,227	1,251,680	6	7,072	233	7,311	1878
13,625	771,884	812	786,321	47	6,209	216	6,472	1879
9,510	1,057,861	1,280	1,068,651	47	7,560	164	7,771	1880
13,820	1,504,479	1,816	1,520,115	62	10,036	247	10,345	1881
17,424	2,064,141	2,553	2,084,118	44	28,534	753	29,331	1882
18,988	2,414,827	2,176	2,435,991	79	84,469	429	84,977	1883
20,186	2,122,055	2,153	2,144,394	503	59,449	505	60,457	1884
15,251	1,951,203	4,345	1,970,799	50	46,167	874	47,091	1885
15,710	1,366,946	4,825	1,387,481	35	44,261	342	44,638	1886
11,121	1,172,237	3,750	1,187,108	181	64,191	890	65,262	1887
20,705	1,517,603	4,511	1,542,819	42	72,042	1,414	73,498	1888
11,939	2,346,060	5,846	2,363,845	29	91,172	1,561	92,762	1889
24,119	1,989,299	4,820	2,018,238	69	89,444	2,260	91,773	1890
21,480	1,276,519	7,470	1,305,469	23	94,996	1,897	96,916	1891
18,122	978,415	9,720	1,006,257	37	26,208	1,986	28,231	1892
17,836	721,664	7,564	747,064	14	585	12	611	1893
15,229	854,943	43,391	913,563		8,576	213	8,789	1894
18 159	625,398	29,238	672,795		1,528		1,528	1895
25,428	652,998	20,868	699,294		1,532		1 532	1896
23,913	655,140	22,374	701,427		1,457		1,457	1897
47,197	1,415,061	36,316	1,498,574		1,230		1,230	1898
36,842	1,618,078	51,573	1,706,493	63	3,799		3,862	1899
58,548	1,795,798	50,677	1,905,023		1,280		1,280	1900
38,993	2,254,630	49,518	2,343,141		2,553		2,553	1901
29,585	2,170,837	53,621	2,254,043		3,416	76	3,492	1902
35,367	1,635,493	40,119	1,710,979		3,189		3,189	1903
49,898	1,644,847	48,899	1,743,644		3,330		3,330	1904
43,803	1,440,774	61,998	1,546,575	22	5,845	603	6,470	1905
61,438	2,887,228	73,838	3,022,504		3,424	2,816	6,240	1906
56,154	2,435,256	155,030	2,646,440		809		809	(9 months) 1907
139,571	3,457,474	191,688	3,788,733					1908
87,481	3,622,127	273,816	3,983,424					1909
126,643	3,866,208	302,156	4,295,007					1910
225,247	3,840,532	568,762	4,634,541					1911
529,959	5,848,784	989,581	7,368,324					1912
581,341	9,347,840	2,097,749	12,026,930					1913

4 GEORGE V., A. 1914

No. 24—STATEMENT of the Values of the Principal and Other Articles entered
1874 to 1913.

FISCAL YEARS.	RAGS.				RENNET.			
	Free.				Free.			
	United Kingdom.	United States.	Other Countries.	Totals.	United Kingdom.	United States.	Other Countries.	Totals.
	\$	\$	\$	\$	\$	\$	\$	\$
1874	23,721	26,058	513	50,292	4,521	7,058		11,579
1875	26,438	54,425		80,863	3,103	9,282		12,385
1876	26,211	73,287	110	99,638	7,862	7,848		15,650
1877	23,720	68,555		92,275	2,334	7,953		10,287
1878	23,598	68,581		92,179	372	5,259		5,631
1879	11,726	63,175		76,901	3,664	15,950	42	19,656
1880	97,401	105,471	1,027	203,899	432	10,667		11,099
1881	33,403	129,400	473	163,276	2,031	11,508	1,288	14,827
1882	14,387	113,265		127,652	983	16,667	1,957	19,607
1883	32,035	154,179	9	186,223	1,125	18,315	2,284	21,724
1884	50,526	122,134	1,708	174,368	11	18,129	851	18,991
1885	38,524	182,279		220,803	25	31,672	2,983	34,680
1886	50,391	164,363	10,258	224,922	688	31,468	4,357	36,513
1887	96,489	182,246	18,071	296,806	990	24,280	43	25,706
1888	77,817	130,254	38,701	246,772	2,929	22,021	3,278	28,228
1889	88,740	107,179	35,712	231,631	111	24,359	4,539	29,009
1890	67,287	124,244	35,869	227,400	878	17,135	4,744	22,757
1891	49,722	107,846	42,227	199,795	164	30,311	5,745	36,226
1892	116,063	91,116	30,309	227,488	1,165	40,859	13,114	55,138
1893	110,569	120,601	8,321	239,434	2,726	41,372	12,697	56,795
1894	88,594	102,264	802	191,660	2,688	32,918	17,931	53,537
1895	67,753	108,813	17,295	193,861	2,034	43,403	20,369	65,806
1896	79,507	150,219	12,096	241,822	773	29,849	19,462	50,084
1897	48,614	138,398	4,685	191,697	637	36,302	7,476	44,415
1898	144,138	171,399	23,989	339,526	6,141	46,899	9,938	62,978
1899	143,995	130,046	24,520	298,561	516	46,452	8,010	54,978
1900	119,036	169,480	18,327	306,843	445	45,686	13,573	59,704
1901	67,748	133,075	25,101	225,924	1,879	50,107	16,064	68,050
1902	44,750	91,759	31,393	167,902	54	47,482	20,890	68,426
1903	134,224	117,888	43,008	295,120	114	41,897	19,440	61,451
1904	136,611	145,304	51,900	333,815	43	59,422	24,605	84,070
1905	115,722	178,391	30,634	324,747	419	40,247	24,485	65,151
1906	93,711	225,085	42,926	361,722	378	41,887	23,029	65,294
1907 (9 months) ..	121,211	158,332	35,147	314,690	131	20,298	18,335	38,764
1908	238,052	476,932	45,813	760,797	886	39,280	45,477	85,643
1909	120,957	370,288	29,850	521,095	3,955	34,743	25,573	64,271
1910	171,358	682,149	32,898	886,405	616	39,018	18,717	58,351
1911	242,493	700,021	70,024	1,012,538	2,029	38,540	33,485	74,054
1912	176,365	846,336	114,279	1,136,980	4,419	36,082	11,694	52,195
1913	229,212	1,092,019	98,667	1,419,898	3,584	35,885	26,923	66,392

SESSIONAL PAPER No. 10

for Consumption in Canada (both Dutiable and Free) during each Fiscal Year inclusive, &c.—*Continued.*

RESIN OR ROSIN.				RIBBONS.				FISCAL YEARS.
Free.				Dutiable.				
United Kingdom.	United States.	Other Countries.	Totals.	United Kingdom.	United States.	Other Countries.	Totals.	
\$	\$	\$	\$	\$	\$	\$	\$	
596	67,949		68,545	Not separately stated prior to 1880.				1874
2,103	68,383		70,486					1875
48	61,416		61,464					1876
110	56,276		56,386					1877
183	56,501		56,684					1878
49	52,386		52,435					1879
32	83,338	13	83,383	240,407	2,313	16,225	258,945	1880
17	74,952	135	75,104	378,365	3,512	22,472	404,349	1881
402	89,787	7	90,196	480,055	5,013	29,929	514,988	1882
168	107,490	26	107,684	378,226	6,342	64,257	448,825	1883
21	80,416	19	80,456	341,069	7,057	27,835	375,961	1884
18	78,225	26	78,269	292,497	5,660	17,249	315,406	1885
29	91,559	106	91,694	257,668	6,881	12,231	276,780	1886
44	80,143	173	80,360	357,243	6,547	20,239	384,029	1887
8	64,665		64,673	413,846	8,987	30,137	452,970	1888
4	62,963		62,967	529,909	6,740	50,242	586,891	1889
	61,384		61,384	542,159	8,969	166,206	717,334	1890
2,654	85,442		88,096	578,161	8,554	72,942	659,657	1891
	97,107		97,107	389,126	10,390	45,895	445,321	1892
1,353	96,215	182	97,750	456,348	9,405	85,051	550,804	1893
933	89,737		90,670	465,790	10,847	65,754	542,391	1894
163	85,659		85,822	456,862	14,949	92,429	564,240	1895
407	112,092		112,499	598,866	25,110	168,559	792,535	1896
3	101,210	8	101,221	361,539	40,303	112,138	513,980	1897
699	98,391		99,090	429,496	47,000	182,685	659,181	1898
461	93,776		94,237	502,831	37,650	315,189	855,670	1899
37	111,723		111,760	457,381	33,490	222,903	713,774	1900
3,457	121,749	157	125,363	386,879	40,113	216,279	643,271	1901
	147,608	10	147,613	515,807	49,217	234,952	799,976	1902
88	191,039	165	191,292	685,830	47,846	359,443	1,093,119	1903
815	228,357	616	229,788	581,313	55,968	420,289	1,057,570	1904
1,289	258,559		259,839	489,013	62,546	543,513	1,095,072	1905
2,616	346,432	67	349,115	456,758	79,742	613,832	1,150,332	1906
7,464	281,172		288,616	484,225	87,354	569,697	1,141,276	(9 months) 1907
975	453,464		454,439	626,784	104,374	930,169	1,721,327	1908
1,442	310,356	22	311,820	483,160	92,785	766,109	1,342,054	1909
11,661	431,930		443,591	655,160	106,108	813,461	1,574,669	1910
63,824	500,942	3,342	568,108	489,826	119,941	736,128	1,345,895	1911
25,674	676,070	1,568	703,312	476,667	137,399	783,173	1,397,239	1912
17,484	723,438	685	741,607	649,924	149,853	879,708	1,679,485	1913

4 GEORGE V., A. 1914

No. 24—STATEMENT of the Values of the Principal and Other Articles entered
1874 to 1913.

FISCAL YEARS.	SALT.							
	Dutiable.				Free.			
	United Kingdom.	United States.	Other Countries.	Totals.	United Kingdom.	United States.	Other Countries.	Totals.
	\$	\$	\$	\$	\$	\$	\$	\$
1874.....					360,230	23,366	79,679	463,275
1875.....					188,734	35,046	93,123	316,903
1876.....					212,035	22,452	117,596	352,083
1877.....					242,772	20,619	84,629	348,020
1878.....					236,018	34,083	54,603	324,704
1879.....		1,451		1,451	310,277	29,024	61,623	400,924
1880.....		3,746	170	3,916	322,131	20,852	57,184	400,167
1881.....	169	4,358	1,828	6,355	405,708	14,076	68,494	488,278
1882.....	7,448	4,341	529	12,318	266,390	8,163	36,936	311,489
1883.....	26,528	9,278	417	36,223	322,464	9,247	54,433	386,144
1884.....	31,992	6,850	107	38,949	245,241	13,178	62,824	321,243
1885.....	25,247	6,368	111	31,726	181,313	8,949	65,457	255,719
1886.....	32,519	6,661	1	39,181	195,704	7,355	52,300	255,359
1887.....	28,421	7,246	3	35,670	192,811	5,623	87,621	285,455
1888.....	20,705	11,431		32,136	172,502	2,760	45,713	220,975
1889.....	23,396	15,572		38,968	203,208	3,928	45,873	253,009
1890.....	31,126	26,877	46	57,549	206,633	756	44,902	252,291
1891.....	35,607	23,704		59,311	275,152	1,876	44,211	321,239
1892.....	34,385	31,528	50	65,963	256,569	1,684	56,742	314,995
1893.....	41,188	38,572	78	79,838	218,112	3,266	60,084	281,462
1894.....	23,451	29,877	5	53,336	266,385	13,484	48,431	328,300
1895.....	907	26,650	2,324	29,881	263,394	10,726	58,591	332,711
1896.....	71	24,065	414	24,550	280,330	10,986	47,572	338,888
1897.....	370	33,082	18	33,470	241,259	10,712	60,146	312,117
1898.....	107	32,125	560	32,792	216,426	22,557	54,427	293,410
1899.....	312	32,525	2	32,839	212,885	8,423	46,212	267,500
1900.....		30,180		30,180	241,242	7,700	46,311	295,253
1901.....	46	33,373	668	34,087	289,193	14,114	36,580	339,887
1902.....	63	38,988	554	39,605	285,025	13,618	86,986	385,629
1903.....	2	41,723	60	41,785	298,794	9,423	52,968	361,185
1904.....		73,669	517	74,186	289,794	6,307	42,026	338,082
1905.....	140	57,880	36	58,056	293,175	9,729	38,050	340,954
1906.....		59,782	23	59,805	296,487	6,866	48,861	352,214
1907 (9 months).....	62	58,470	21	58,553	200,333	13,816	26,687	240,841
1908.....	563	78,632	146	79,341	280,241	4,176	66,461	350,878
1909.....		82,213	1,447	83,660	277,375	15,709	83,877	376,961
1910.....	135	81,995	913	83,043	256,307	59,008	66,895	382,210
1911.....		94,355	106	94,461	236,915	34,349	58,987	330,251
1912.....		115,941	156	116,097	240,701	21,414	70,439	332,554
1913.....	366	136,636	338	137,310	272,669	38,822	51,264	362,755

SESSIONAL PAPER No. 10

for Consumption in Canada (both Dutiable and Free) during each Fiscal Year inclusive, &c.—*Continued.*

SEEDS.								FISCAL YEARS.
Dutiable.				Free.				
United Kingdom.	United States.	Other Countries.	Totals.	United Kingdom.	United States.	Other Countries.	Totals.	
£	£	£	£	£	£	£	£	
51,456	156,950	11,547	219,953	29	29	1874
56,73	90,072	9,223	165,028	9,713	821	10,534	1875
46,885	71,658	16,639	135,182	104	104	1876
50,469	128,982	12,612	192,063	16	32,389	32,405	1877
59,844	189,861	10,334	260,039	39	39	1878
58,366	149,567	8,473	216,406	39	41,884	41,923	1879
43,838	175,485	12,951	232,274	1880
43,383	75,611	22,336	141,360	1881
45,451	159,169	22,175	226,795	1882
44,951	165,921	24,306	235,178	219	850	1,069	1883
28,753	230,518	25,156	284,427	620	1,608	194	2,422	1884
30,975	203,971	23,735	258,681	1,221	2,356	42	3,619	1885
39,117	323,406	32,668	395,191	840	2,063	61	2,964	1886
26,068	363,201	25,030	414,299	1,053	1,642	90	2,785	1887
35,029	296,148	30,850	362,027	3,156	70,521	1,275	74,952	1888
28,539	59,659	26,496	114,694	8,939	570,928	4,632	584,499	1889
44,069	177,555	31,540	253,164	12,748	211,618	6,397	230,763	1890
13,276	362,913	9,691	385,880	16,535	6,551	19,483	42,569	1891
13,704	448,522	15,528	477,754	14,784	93,259	17,791	125,834	1892
12,098	409,618	11,680	433,402	16,698	9,306	18,815	44,819	1893
10,531	458,961	13,113	482,608	19,770	76,456	21,343	117,569	1894
17,635	439,483	14,064	471,182	23,880	48,905	22,281	95,066	1895
13,811	576,918	25,115	615,844	33,460	41,649	23,962	99,071	1896
11,864	524,974	14,362	551,200	34,434	6,014	21,308	61,756	1897
9,291	419,144	12,657	441,092	32,191	73,919	21,168	127,278	1898
7,991	342,116	17,752	367,859	26,112	1,073,898	83,352	1,183,362	1899
10,136	460,415	10,291	480,842	108,374	1,279,801	55,643	1,443,818	1900
6,830	517,047	18,272	542,149	70,994	688,388	20,696	780,078	1901
5,003	380,012	21,342	406,357	153,378	1,748,580	90,782	1,992,740	1902
11,112	405,339	22,243	438,694	81,711	1,345,629	75,572	1,502,912	1903
13,285	327,131	25,176	365,592	118,083	478,795	52,707	649,585	1904
30,715	417,632	29,060	477,407	149,057	115,155	41,938	306,150	1905
16,628	354,882	23,208	394,718	32,827	1,660,895	45,319	1,739,041	1906
89,360	490,933	44,644	624,937	29,578	3,366,033	31,664	3,427,275	(9 months) 1907
66,687	1,500,764	32,399	1,599,850	46,895	28,600	34,642	110,137	Vide p. 461. 1908
20,568	1,116,629	32,943	1,170,140	52,392	22,182	47,625	122,199	1909
22,207	1,010,413	44,524	1,077,144	40,839	30,775	35,416	107,030	1910
275,588	1,157,242	139,798	1,572,628	39,415	51,152	45,786	136,353	1911
417,345	1,044,428	148,796	1,610,569	60,169	30,360	40,755	131,284	1912
132,526	1,129,476	92,784	1,354,786	120,272	47,707	127,498	295,477	1913

4 GEORGE V., A. 1914

No. 24—STATEMENT of the Values of the Principal and Other Articles entered
1874 to 1913.

FISCAL YEARS.	SETTLERS' EFFECTS.				SHAWLS.			
	Free.				Dutiable.			
	United Kingdom.	United States.	Other Countries.	Totals.	United Kingdom.	United States.	Other Countries.	Totals.
	\$	\$	\$	\$	\$	\$	\$	\$
1874	504,493	726,661	9,461	1,240,618	145,007	4,614	2,383	152,004
1875	479,400	869,330	9,566	1,358,296	264,533	1,270	2,017	267,820
1876	220,412	727,055	15,156	962,623	178,170	1,228	2,052	181,456
1877	163,624	718,165	5,075	886,864	150,740	3,415	2,824	156,979
1878	122,894	676,145	4,467	803,506	97,117	649	2,534	100,200
1879	184,948	532,726	7,173	724,847	85,737	2,812	556	89,105
1880	237,419	479,148	3,649	770,216				
1881	245,529	631,370	1,014	877,913				
1882	515,101	1,038,140	4,005	1,557,246				
1883	578,749	1,112,598	7,388	1,698,735				
1884	573,528	1,130,118	9,306	1,712,952				
1885	363,444	1,167,364	19,646	1,550,454				
1886	286,582	1,041,029	9,106	1,336,717				
1887	353,889	1,099,346	16,561	1,469,796				
1888	409,997	1,248,062	11,268	1,669,327				
1889	409,009	1,371,733	16,370	1,797,112				
1890	327,460	1,469,268	13,489	1,810,217				
1891	347,171	1,412,867	18,518	1,778,556				
1892	347,132	1,651,972	23,814	2,024,918				
1893	511,197	1,602,759	109,313	2,223,269				
1894	556,195	2,667,893	100,411	3,324,499				
1895	346,957	2,095,848	47,876	2,540,681				
1896	429,872	1,714,168	44,935	2,188,975				
1897	383,243	1,803,275	47,212	2,233,730				
1898	488,935	2,324,457	15,283	2,828,675				
1899	458,888	2,183,861	163,207	2,805,956				
1900	657,344	2,385,724	22,342	3,065,410	Not separately stated subsequent to 1879.			
1901	801,538	2,915,603	23,489	3,740,630				
1902	802,313	3,751,363	26,805	4,580,481				
1903	1,117,813	5,287,883	36,997	6,442,721				
1904	1,431,292	5,233,437	94,184	6,758,913				
1905	1,546,854	5,359,998	177,807	7,084,659				
1906	1,949,485	7,169,617	135,409	9,254,511				
1907 (9 months) ..	1,536,906	4,062,083	177,289	5,775,378				
1908	3,432,676	6,818,673	431,741	10,682,490				
1909	1,799,285	5,761,089	161,225	7,721,599				
1910	2,525,754	7,613,553	134,121	10,273,428				
1911	4,021,797	9,919,073	128,831	14,072,611				
1912	4,712,943	10,138,164	291,105	15,145,212				
1913	4,850,843	10,675,453	408,037	15,934,383				

SESSIONAL PAPER No. 10

for Consumption in Canada (both Dutiable and Free) during each Fiscal Year inclusive, &c.—*Continued.*

SHIPS, SHIPS' MACHINERY, &c.				SILK AND MANUFACTURES.				FISCAL YEARS.
Dutiable.				Dutiable. (For Free see page 466).				
United Kingdom.	United States.	Other Countries.	Totals.	United Kingdom.	United States.	Other Countries.	Totals.	
£	£	£	£	£	£	£	£	
Not separately stated prior to 1879.				2,028,769	53,830	98,202	2,180,801	1874
				2,162,023	109,273	132,099	2,403,395	1875
				1,312,600	82,818	73,225	1,468,643	1876
				1,132,258	87,413	66,373	1,286,044	1877
				1,367,217	74,362	86,512	1,528,091	1878
			1,472,137	71,825	77,256	1,621,218	1879	
19,515	38,978	800	39,778	1,668,728	77,515	70,132	1,816,375	1880
	25,085	1,000	26,085	2,077,861	99,214	118,180	2,295,255	1881
	100,234		100,234	2,346,589	125,237	111,213	2,583,039	1882
	45,456	1,292	46,748	2,074,963	90,223	137,273	2,302,459	1883
	20,869	9,300	29,669	1,574,392	87,776	63,942	1,726,110	1884
	242,530	650	243,180	1,658,781	85,285	107,112	1,851,178	1885
40	161,130		161,170	1,687,564	113,142	108,827	1,909,533	1886
	53,636		53,636	1,987,577	116,504	174,056	2,278,137	1887
623	24,828	1,680	27,131	1,838,543	113,208	187,379	2,139,130	1888
1,956	36,333	2,010	40,299	1,898,220	113,154	193,111	2,204,485	1889
85	27,305	757	28,147	1,782,153	124,344	248,593	2,155,060	1890
	52,245	1,050	53,295	1,670,030	111,072	266,472	2,047,574	1891
3,710	75,494	400	79,604	1,665,527	117,656	250,845	2,034,028	1892
946	19,169	4,915	25,030	1,797,068	102,070	337,134	2,236,272	1893
	39,783	785	40,568	1,527,490	97,173	324,899	1,949,553	1894
	44,456	1,969	46,425	1,280,547	69,589	325,015	1,675,151	1895
	40,943	230	41,173					
	40,501		40,501	1,307,628	98,218	370,299	1,776,145	1896
	35,396		35,396	1,044,292	112,223	329,553	1,486,068	1897
13,359	94,112		107,471	1,231,154	152,700	616,673	2,000,527	1898
1,234	102,262	76	103,572	1,566,380	211,226	1,154,950	2,932,556	1899
	200,935	235	201,170	1,795,011	231,672	1,158,686	3,185,369	1900
	328,873	500	329,373	1,730,920	221,598	1,156,308	3,108,826	1901
674	118,086	1,682	120,442	1,946,708	206,330	1,277,150	3,430,188	1902
3,796	244,984		248,780	1,970,205	213,275	1,609,634	3,793,114	1903
9,097	57,106		66,203	1,788,046	203,775	1,723,216	3,715,037	1904
3,900	195,883	225	200,008	2,018,518	294,871	2,066,012	4,379,401	1905
	158,036	20,829	178,865	1,922,411	305,172	2,103,769	4,331,352	1906
	128,426	3,984	132,410	1,590,006	245,583	1,614,784	3,450,373	(9 months) 1907
7,722	358,714	19,375	385,811	2,310,884	304,479	2,195,662	4,811,025	1908
290	314,169		344,369	1,921,378	336,749	2,017,567	4,275,694	1909
1,658	818,173	30,043	849,874	2,536,475	574,326	2,445,669	5,555,870	1910
5,782	530,874	123,087	659,743	2,849,878	699,345	2,929,820	6,479,043	1911
8,544	363,262	105	376,911	3,035,697	922,431	3,032,968	6,991,096	1912
27,561	874,666	39,484	941,711	3,824,995	1,224,852	3,745,730	8,795,577	191

4 GEORGE V., A. 1914

No. 24—STATEMENT of the Values of the Principal and Other Articles entered
1874 to 1913.

FISCAL YEARS.	SILK AND MANUFACTURES OF— <i>Con.</i>				SMALL WARES.			
	Free. (For Dutiable see page 465).				Dutiable.			
	United Kingdom.	United States.	Other Countries.	Totals.	United Kingdom.	United States.	Other Countries.	Totals.
	\$	\$	\$	\$	\$	\$	\$	\$
1874.....	1,876	15,975		17,851	1,819,147	310,308	66,768	2,196,223
1875.....	10,953	19,698		30,651	1,871,721	367,121	59,050	2,297,892
1876.....	6,513	15,856		22,369	1,135,959	351,615	42,891	1,530,465
1877.....	2,483	35,466	158	38,107	1,888,956	757,261	110,328	2,756,545
1878.....	1,463	50,146	1,041	52,650	2,003,856	796,315	83,683	2,883,854
1879.....	579	54,688	560	55,827	1,255,616	639,863	73,264	1,968,743
1880.....	2,947	80,893	460	84,300				
1881.....	2,509	122,575		124,884				
1882.....	635	183,397		184,032				
1883.....	4,683	184,484	5,451	194,618				
1884.....	4,294	127,636	2,982	134,912				
1885.....	1,785	154,450		156,235				
1886.....	3,971	170,082	355	174,408				
1887.....	1,062	171,320		172,382				
1888.....	966	179,477		180,443				
1889.....	21,564	125,058	26,752	176,374				
1890.....	406	205,561	357	206,324				
1891.....	535	189,635	184	190,354				
1892.....	552	249,620	27,894	278,066				
1893.....	206	229,093		229,299				
1894.....	221	218,964	664	219,849				
1895.....	175	137,378	527	138,080				
1896.....		200,742		200,742				
1897.....	785	150,425	276	151,486				
1898.....	135	240,207	1,542	241,884				
1899.....	647	276,889	1,496	279,032	Not separately stated subsequent to 1879			
1900.....		289,725	1,428	291,153				
1901.....	36	277,199	286	277,521				
1902.....	143	346,246	22,654	369,043				
1903.....	733	384,979	725	386,437				
1904.....	2,708	386,426	139	389,273				
1905.....	3,706	457,670	871	462,247				
1906.....	2,955	443,785	26,913	473,653				
1907 (9 months).....	2,626	312,137	41,417	356,180				
1908.....	2,356	460,200	18,344	480,900				
1909.....	262	359,249	41,089	400,600				
1910.....	788	385,795	41,387	427,970				
1911.....	4,997	435,081	11,327	451,405				
1912.....	6,693	282,577	150,346	439,616				
1913.....	10,473	316,157	48,705	375,335				

SESSIONAL PAPER No. 10

for Consumption in Canada (both Dutiable and Free) during each Fiscal Year inclusive, &c.—*Continued.*

SOAP.								
Dutiable.				Free.				FISCAL YEARS.
United Kingdom.	United States.	Other Countries.	Totals.	United Kingdom.	United States.	Other Countries.	Totals.	
£	£	£	£	£	£	£	£	
29,027	16,391	869	46,287					1874
27,464	17,288	918	45,670					1875
26,123	19,570	1,261	46,954					1876
23,973	20,422	6,451	50,846					1877
22,012	24,436	7,194	53,672					1878
23,992	22,740	8,053	54,785					1879
19,022	25,412	8,332	52,766					1880
18,888	27,667	8,514	55,069					1881
16,307	38,648	8,006	62,961					1882
22,246	45,887	12,099	80,232					1883
27,379	70,332	8,109	105,820					1884
25,710	84,145	9,561	119,416					1885
27,577	104,821	9,801	142,199					1886
20,993	70,692	5,994	97,679					1887
21,494	63,687	5,755	90,936					1888
25,424	70,941	9,585	105,950					1889
32,532	92,110	23,976	148,618					1890
43,584	92,679	14,316	150,579					1891
52,750	98,663	15,524	166,937					1892
68,857	92,748	15,354	176,959					1893
68,157	81,480	14,324	163,961					1894
80,917	109,720	15,981	206,618					1895
82,277	136,163	27,630	246,070					1896
106,345	131,120	24,664	262,129					1897
120,550	141,586	25,886	288,022					1898
188,068	165,777	30,329	384,174					1899
230,131	179,604	36,409	446,135					1900
124,430	204,977	35,306	364,713					1901
37,914	231,554	48,895	318,363					1902
33,513	253,559	60,166	347,238					1903
37,577	300,215	76,641	414,433		22		22	1904
43,077	315,363	73,362	431,802	279	602		881	1905
44,916	373,937	80,403	499,256	441	247		688	1906
37,366	325,675	82,254	445,295	390	697		1,087	(9 months) 1907
63,034	446,471	101,336	610,841	572	686		1,258	<i>Vide p. 469</i> 1908
60,421	485,300	138,555	684,276	270	1,897		2,167	1909
70,248	599,757	141,664	811,669	313	1,637		1,950	1910
97,242	613,941	169,162	880,345	549	941		1,490	1911
117,848	807,474	194,212	1,119,534	282	944		1,226	1912
143,541	1,012,624	176,762	1,332,927	531	2,059		2,590	1913

4 GEORGE V., A. 1914

No. 24—STATEMENT of the Values of the Principal and Other Articles entered
1874 to 1913.

FISCAL YEARS.	SPICES.				SPIRITS AND			
	Dutiable.				Dutiable.			
	United Kingdom.	United States.	Other Countries.	Totals.	United Kingdom.	United States.	Other Countries.	Totals.
	\$	\$	\$	\$	\$	\$	\$	\$
1874	122,216	36,883	10,389	169,488	806,000	70,260	1,502,168	2,378,428
1875	114,836	30,452	1,105	146,393	541,059	87,133	994,746	1,622,938
1876	112,768	16,922	4,144	133,834	537,566	67,139	1,317,799	1,922,504
1877	113,114	23,766	165	137,045	432,037	74,202	773,887	1,280,126
1878	100,090	28,991	4,345	133,426	458,691	86,766	697,017	1,242,474
1879	103,832	27,407	5,858	142,097	458,099	88,719	831,766	1,378,584
1880	97,102	21,185	7,171	125,458	263,573	38,473	606,707	908,753
1881	105,825	28,560	5,069	139,454	345,475	38,318	837,423	1,221,216
1882	119,405	31,091	6,770	157,266	381,041	58,942	1,068,149	1,508,132
1883	147,481	29,607	6,506	183,594	425,882	54,467	1,219,072	1,699,421
1884	113,138	46,448	16,181	175,767	392,898	48,994	1,039,012	1,480,904
1885	111,988	64,372	15,941	192,301	388,924	67,567	998,553	1,455,044
1886	123,847	76,006	8,883	208,736	363,609	53,691	945,874	1,363,174
1887	141,352	51,174	6,400	198,946	284,460	50,870	810,481	1,145,811
1888	178,605	39,590	2,067	220,262	307,381	37,502	917,577	1,262,460
1889	156,138	51,950	7,340	215,428	344,294	40,894	972,917	1,358,105
1890	164,563	46,475	2,639	213,677	398,476	47,117	1,028,786	1,474,379
1891	157,167	49,895	6,103	213,165	368,550	47,215	1,030,133	1,445,898
1892	122,428	49,056	6,564	178,048	399,623	44,294	971,399	1,415,316
1893	134,066	45,464	9,881	189,414	416,711	31,300	982,160	1,430,171
1894	103,782	35,889	7,524	147,195	420,743	32,861	914,103	1,367,707
1895	99,730	52,443	8,087	160,260	369,946	27,210	764,523	1,161,679
1896	81,206	61,701	8,389	151,296	405,941	26,012	791,437	1,223,390
1897	87,292	54,135	9,019	150,446	444,319	41,033	821,370	1,306,722
1898	83,146	94,236	13,561	190,943	504,348	40,340	767,558	1,312,246
1899	90,688	76,013	24,798	191,499	618,240	52,017	894,702	1,564,959
1900	114,348	79,043	17,127	210,518	697,255	48,287	996,169	1,741,711
1901	135,264	62,914	30,727	228,905	782,415	50,062	1,089,041	1,921,518
1902	154,498	71,882	25,382	251,762	810,737	45,588	1,139,613	1,995,938
1903	126,788	62,812	43,970	233,570	908,025	48,709	1,254,767	2,211,501
1904	140,142	92,216	49,964	282,322	1,012,316	61,698	1,384,489	2,458,503
1905	144,920	69,272	51,873	266,065	996,212	150,457	1,401,439	2,548,108
1906	135,180	74,618	88,130	297,928	1,113,720	76,022	1,572,538	2,762,280
1907 (9 months) ..	90,923	51,711	48,911	194,545	993,396	35,991	1,329,494	2,358,881
1908	133,061	70,736	76,876	280,673	1,438,089	45,294	1,962,647	3,446,030
1909	121,859	65,160	61,989	249,008	1,445,620	62,834	1,822,129	3,330,583
1910	106,346	69,054	66,683	242,083	1,676,962	53,326	2,173,412	3,903,700
1911	136,680	83,469	83,593	303,742	1,986,797	61,225	2,489,996	4,538,018
1912	131,351	95,997	124,804	352,152	2,516,766	89,748	2,991,871	5,598,385
1913	133,803	89,904	130,974	353,781	3,044,777	131,371	3,569,940	6,746,088

SESSIONAL PAPER No. 10

for Consumption in Canada (both Dutiable and Free) during each Fiscal Year inclusive, &c.—*Continued.*

WINES.				STARCH.				FISCAL YEARS.
Free.				Dutiable.				
United Kingdom.	United States.	Other Countries.	Totals.	United Kingdom.	United States.	Other Countries.	Totals.	
§	§	§	§	§	§	§	§	
				14,491	12,774		27,265	1874
				23,624	39,428	176	63,228	1875
				18,391	63,229	62	81,682	1876
				25,627	34,182		59,809	1877
				21,799	28,934	96	50,829	1878
				18,690	17,829	135	36,654	1879
				17,404	17,698	203	35,305	1880
				15,939	15,678	1,249	32,866	1881
				17,061	17,327	1,158	35,546	1882
				18,843	19,209	555	38,607	1883
				24,699	27,778	1,367	53,784	1884
				17,862	28,490	1,626	47,978	1885
				20,281	19,005	954	40,240	1886
				17,079	21,289	792	39,160	1887
				18,644	19,963	906	39,453	1888
				19,941	35,654	1,109	56,704	1889
				21,849	41,466	767	64,082	1890
				25,994	26,069	1,102	53,165	1891
				20,669	23,335	1,783	45,787	1892
				22,163	20,422	988	43,573	1893
				19,134	25,064	1,195	45,393	1894
				23,255	32,281	1,013	56,549	1895
				19,902	35,271	1,067	56,240	1896
				20,973	44,186	1,432	66,591	1897
				19,573	51,909	780	75,262	1898
				22,542	55,748	1,197	79,487	1899
				20,545	50,151	2,071	72,767	1900
				20,939	40,364	2,640	63,943	1901
				17,023	38,345	2,867	58,235	1902
				14,967	45,351	4,606	64,924	1903
				13,990	27,106	5,331	46,477	1904
				13,057	22,837	5,176	41,070	1905
				14,408	21,561	4,717	40,686	1906
		9	9	11,509	15,420	7,786	34,715	(9 months) 1907
				16,862	24,456	9,001	50,319	1908
				22,359	28,272	10,182	60,813	1909
				21,640	34,011	4,972	60,623	1910
				24,565	50,369	6,986	81,920	1911
	5,803		5,803	24,395	69,111	11,643	105,149	1912
				27,684	71,250	9,272	108,206	1913

4 GEORGE V., A. 1914

No. 24—STATEMENT of the Values of the Principal and Other Articles entered
1874 to 1913.

FISCAL YEARS.	STATIONERY, N.E.S.				STONE AND			
	Dutiable.				Dutiable.			
	United Kingdom.	United States.	Other Countries.	Totals.	United Kingdom.	United States.	Other Countries.	Totals.
	\$	\$	\$	\$	\$	\$	\$	\$
1874.....	395,935	103,291	16,657	515,883				
1875.....	457,695	121,435	7,208	586,338				
1876.....	307,741	161,127	10,276	479,144				
1877.....	232,458	224,152	8,308	464,918	10,234	31,178	39	41,451
1878.....	247,012	225,637	10,522	483,171	7,746	31,990	501	40,237
1879.....	128,507	190,668	7,300	326,475	12,035	45,731	86	57,852
1880.....	36,950	27,715	4,668	69,333	12,459	75,169	354	87,982
1881.....	43,638	47,720	8,861	100,219	17,306	105,838	1,097	124,241
1882.....	51,318	59,783	8,319	119,420	15,910	96,379	1,489	113,778
1883.....	49,174	44,055	10,545	103,774	21,991	104,103	1,791	127,885
1884.....	24,675	23,309	5,470	53,454	19,083	120,131	1,470	140,684
1885.....					22,564	78,204	1,566	102,334
1886.....					19,792	98,969	2,735	121,496
1887.....					23,352	110,344	2,833	136,529
1888.....					30,335	155,912	6,786	193,033
1889.....					66,323	151,930	3,617	221,870
1890.....					57,433	214,022	2,908	304,363
1891.....					51,758	233,282	16,793	306,833
1892.....					42,680	145,212	2,127	190,019
1893.....					44,351	104,502	2,138	150,991
1894.....					45,623	96,387	2,526	144,536
1895.....					44,973	90,667	2,125	137,765
1896.....					48,730	94,277	2,812	145,819
1897.....					35,465	77,689	3,761	116,918
1898.....					31,397	77,651	3,867	112,915
1899.....					48,470	105,407	1,929	158,806
1900.....					46,341	132,153	2,590	181,084
1901.....					50,558	129,762	2,477	182,797
1902.....	Not separately stated subsequent to 1884				53,955	183,441	2,643	240,039
1903.....					63,067	181,751	3,850	248,668
1904.....					102,361	208,026	11,348	321,735
1905.....					115,053	252,327	10,247	377,276
1906.....					104,361	335,416	6,579	446,356
1907 (9 months).....					79,517	313,423	8,111	401,051
1908.....					141,315	363,872	4,830	510,017
1909.....					143,179	339,333	8,567	491,079
1910.....					139,298	624,337	7,133	770,768
1911.....					176,266	707,852	7,401	891,519
1912.....					175,067	829,573	19,487	1,024,127
1913.....					197,020	1,161,417	11,411	1,369,848

SESSIONAL PAPER No. 10

for Consumption in Canada (both Dutiable and Free) during each Fiscal Year inclusive, &c.—*Continued.*

MANUFACTURES OF.				SUGAR, MOLASSES, &c.				FISCAL YEARS.
Free.				Dutiable. (For Free see page 472.)				
United Kingdom.	United States.	Other Countries.	Totals.	United Kingdom.	United States.	Other Countries.	Totals.	
\$	\$	\$	\$	\$	\$	\$	\$	
20,435	125,573	1,670	147,678	1,374,582	2,268,400	2,484,646	6,127,628	1874
16,577	146,709	1,956	165,242	1,785,815	2,367,185	5,918,665	5,918,665	1875
14,218	129,452	2,847	146,517	1,479,599	2,599,583	1,930,611	6,009,793	1876
11,970	115,029	1,432	128,431	2,621,377	2,253,884	1,230,299	6,105,560	1877
11,388	117,555	5,955	134,898	2,765,901	3,344,518	1,016,532	7,126,951	1878
4,927	58,375	3,908	67,210	1,382,318	4,003,999	1,123,386	6,509,703	1879
3,071	2,678	28,749	682,377	677,054	3,227,040	4,586,471	1880
2,584	22,197	3,905	24,686	786,955	623,388	4,663,807	6,074,150	1881
3,381	40,283	3,224	46,898	163,453	619,999	5,199,207	5,982,659	1882
6,538	38,186	6,085	50,809	268,366	372,407	5,803,093	6,443,866	1883
710	31,858	4,393	36,961	395,364	460,160	5,776,976	6,632,500	1884
991	24,232	3,727	28,950	179,326	265,839	5,494,716	5,939,881	1885
1,132	28,388	3,337	32,857	71,444	440,812	4,795,503	5,307,759	1886
1,471	31,412	2,857	35,740	65,459	497,444	5,010,725	5,573,628	1887
4,729	34,966	3,706	43,401	118,417	868,509	5,074,259	6,061,185	1888
887	46,553	5,108	52,518	102,753	506,294	6,293,790	6,902,837	1889
2,833	38,005	3,587	44,425	271,564	857,262	5,323,808	6,452,634	1890
679	26,317	1,737	28,733	111,743	420,781	5,580,927	6,113,451	1891
1,329	28,943	6,047	36,319	74,578	557,998	836,896	1,519,467	1892
957	33,083	7,415	41,455	51,358	185,688	753,794	990,840	1893
3,694	35,479	5,959	45,132	36,437	228,278	793,619	1,058,334	1894
5,218	26,173	2,602	33,993	63,217	300,092	1,469,049	1,832,358	1895
2,175	27,818	4,084	34,077	95,579	595,622	5,093,389	5,784,590	1896
1,896	31,984	4,326	38,206	56,859	975,492	7,393,523	8,425,874	1897
2,896	51,097	6,825	60,818	200,665	733,364	4,666,762	5,605,791	1898
1,199	46,190	5,310	52,699	233,399	862,240	5,700,166	6,755,805	1899
855	55,626	2,461	58,942	163,251	1,708,338	6,731,532	8,603,121	1900
2,786	49,537	7,994	60,227	613,185	988,538	7,684,460	9,316,183	1901
2,734	66,881	7,956	77,575	330,317	950,259	7,581,595	8,862,171	1902
5,138	120,147	586	125,871	185,905	428,449	7,343,236	7,957,590	1903
3,630	109,890	21,462	134,482	370,468	395,424	7,949,887	8,715,779	1904
4,276	105,024	12,997	122,297	593,756	371,331	8,263,762	9,228,849	1905
46,847	166,635	16,451	229,933	1,041,070	267,095	9,642,330	10,950,495	1906
35,008	221,200	7,519	263,727	838,626	215,108	5,904,421	6,958,155 .. (9 months)	1907
31,141	393,327	23,747	458,215	1,368,133	233,790	9,408,805	11,011,028	1908
38,248	275,752	29,334	343,334	1,221,219	288,967	11,551,293	13,061,479	1909
23,053	341,230	10,965	374,358	1,560,856	613,940	11,346,814	13,521,610	1910
29,850	392,889	22,752	445,491	1,637,858	347,978	14,201,904	16,187,740	1911
52,519	502,743	30,240	585,502	1,535,089	429,365	15,082,063	17,046,517	1912
16,557	734,929	35,552	817,038	1,649,148	1,402,689	16,174,627	19,226,464	1913

4 GEORGE V., A. 1914

No. 24—STATEMENT of the Values of the Principal and Other Articles entered
1874 to 1913.

FISCAL YEARS.	SUGAR, MOLASSES, &C.				TAR AND PITCH.			
	Free. (For Dutiable see page 471.)				Dutiable.			
	United Kingdom.	United States.	Other Countries.	Totals.	United Kingdom.	United States.	Other Countries.	Totals.
	\$	\$	\$	\$	\$	\$	\$	\$
1874.								
1875.								
1876.								
1877.								
1878.								
1879.					457	5,385		5,842
1880.					4,153	13,434	5	17,592
1881.					546	21,797		22,343
1882.					776	25,929	6	26,711
1883.					846	35,107	9	35,962
1884.					513	27,160		27,673
1885.					345	21,778	12	22,135
1886.					1,016	26,896		27,912
1887.					2,364	26,399		28,763
1888.					3,648	32,995		36,643
1889.					5,812	25,983		31,795
1890.					3,745	15,600		19,345
1891.			252,779	252,779	25,130	10,584	7	35,721
1892.		32,764	8,498,332	8,531,096	23,460	11,007	4	34,471
1893.		341,300	6,287,189	6,628,489	12,134	9,798		21,932
1894.		1,217,000	7,165,250	8,382,250	10,479	6,750		17,229
1895.	15,830	1,205,209	5,482,359	6,703,398				
1896.		30,680	237,242	267,922				
1897.		34	134,916	134,950				
1898.		28		28				
1899.		11		11				
1900.		659	1,270	1,929				
1901.		349		349				
1902.		360		360				
1903.		314		314				
1904.		3,622	148,851	152,473				
1905.	532	8,297	679,176	688,005				
1906.		5,881	779,736	785,617				
1907 (9 months).		3,633	335,936	339,569				
1908.		5,732	931,869	937,601				
1909.		7,164	871,254	878,418				
1910.		10,527	1,414,275	1,424,802				
1911.	7,773	13,820	1,271,523	1,293,116				
1912.		22,171	1,683,443	1,705,614				
1913.		30,983	1,331,041	1,362,024				

SESSIONAL PAPER No. 10

for Consumption in Canada (both Dutiable and Free) during each Fiscal Year inclusive, &c.—*Continued.*

(COAL AND PINE).				TEA.				FISCAL YEARS.
Free.				Dutiable. (For Free see page 474.)				
United Kingdom.	United States.	Other Countries.	Totals.	United Kingdom.	United States.	Other Countries.	Totals.	
\$	\$	\$	\$	\$	\$	\$	\$	
4,473	75,667	36	80,176	298,526	519,689	162,423	980,638	1874
4,445	57,734	87	62,266	1,550,811	1,273,578	656,318	3,480,707	1875
3,766	38,642		42,408	1,467,072	1,819,543	943,154	4,229,769	1876
3,021	42,846	18	45,885	1,380,806	1,734,652	399,220	3,514,678	1877
2,877	54,621	120	57,618	1,044,160	1,250,180	303,507	2,597,847	1878
1,010	28,719		29,729	1,090,750	1,596,874	323,757	3,011,381	1879
802	27,408		28,210	1,296,883	608,549	845,028	2,750,460	1880
1,195	17,440		18,635	1,419,494	900,026	1,266,453	3,585,973	1881
1,259	21,080		22,339	626,905	877,118	408,147	1,912,170	1882
739	21,313	4	22,047		630, 88		630,888	1883
2,247	17,929		20,176		275,196		275,196	1884
1,004	14,729		15,733		334,356		334,356	1885
1,142	9,360		10,502		347,759		347,759	1886
1,407	12,902		14,309		88,011		88,011	1887
565	19,965		20,470		114,191		114,191	1888
156	12,546		12,702		71,973		71,973	1889
187	11,351		11,538		122,275		122,275	1890
3,132	16,308	3	19,443		161,123		161,123	1891
1,171	10,563	3,042	14,776		82,599		82,599	1892
4,086	9,925		14,011		88,611		88,611	1893
5,055	11,917	2,031	19,003	58,725	115,356	1,917	175,998	1894
33,899	18,100	98	52,097	10,223	51,073	31	61,327	1895
24,947	21,439	4	46,390	3,972	32,714	191	36,877	1896
30,466	21,911		52,377	2,141	39,394	455	41,990	1897
31,931	22,928		54,862	1,583	58,957	450	60,990	1898
41,521	30,437		71,958	1,636	142,216	22	143,874	1899
48,598	62,141	59	110,798	904	38,660	60	39,624	1900
31,704	73,980		105,684	2,554	20,752	310	23,616	1901
28,722	96,478	5	125,205	1,079	38,394	506	39,979	1902
41,360	60,111	195	101,666	2,669	53,968	1,234	57,862	1903
38,434	118,281		156,715	5,729	39,832	362	45,923	1904
31,337	141,810	92	173,239	212	15,815	348	16,375	1905
24,414	144,246		168,660	1,788	25,452	33	27,273	1906
22,422	108,298	8	130,728	224	28,608	74	28,906	(9 months) 1907
30,195	242,414	268	272,877	51	21,787	7	21,845	1908
29,639	168,735	1,338	199,762	1,445	33,773	5	35,223	1909
37,889	163,618	1,625	203,132	10,611	49,733	9,971	70,315	1910
30,920	229,550	771	261,241	389	41,955	166	42,510	1911
28,136	149,529	4,183	181,848	2,320	41,686	622	44,628	1912
17,098	238,401	3,690	259,189	3,607	34,433	4,320	42,360	1913

4 GEORGE V., A. 1914

No. 24—STATEMENT of the Values of the Principal and Other Articles entered
1874 to 1913.

FISCAL YEARS.	TEA.				TOBACCO AND			
	Free.				Dutiable.			
	(For Dutiable see page 473.)							
	United Kingdom.	United States.	Other Countries.	Totals.	United Kingdom.	United States.	Other Countries.	Totals.
	\$	\$	\$	\$	\$	\$	\$	\$
1874	1,418,267	12	1,055,921	2,474,200	61,223	250,746	443,438	755,467
1875					29,770	273,610	165,951	469,331
1876					35,258	294,482	160,332	490,072
1877					20,967	193,797	101,567	316,331
1878					26,047	229,159	77,746	332,952
1879					33,114	266,612	115,808	415,534
1880					11,978	122,838	89,879	224,695
1881					22,382	138,807	105,646	266,835
1882	1,021,170		904,137	1,928,307	20,795	185,521	202,582	408,898
1883	1,696,330		1,242,234	2,938,564	24,804	171,193	217,698	413,695
1884	1,693,837		1,213,163	2,907,000	18,659	139,600	259,460	417,719
1885	1,843,512		1,395,462	3,238,974	18,798	137,204	238,714	394,716
1886	1,913,869		1,967,865	3,881,734	23,847	114,494	261,109	401,450
1887	1,305,440		2,029,379	3,334,819	15,339	123,866	260,657	399,862
1888	1,218,498		1,722,017	2,940,515	5,863	76,683	147,808	230,354
1889	1,443,482		1,491,200	2,934,682	11,089	87,606	177,768	276,463
1890	1,374,725		1,576,643	2,951,368	11,894	75,905	210,407	298,206
1891	1,327,657		1,492,635	2,820,292	9,350	74,583	240,824	324,757
1892	1,263,968		2,304,373	3,568,341	9,098	65,085	196,478	270,661
1893	1,310,906		1,575,935	2,886,841	7,587	51,411	231,807	290,805
1894	1,016,691	1,657	1,845,591	2,863,939	7,564	50,790	221,957	280,311
1895	1,041,627		2,012,071	3,053,698	8,422	34,584	213,438	256,444
1896	944,025		2,271,231	3,215,256	12,285	37,773	208,639	258,697
1897	1,136,536		2,131,832	3,268,36	20,244	31,279	231,156	282,679
1898	665,649	17	1,994,533	2,660,199	30,579	498,131	154,981	683,791
1899	786,737		2,581,117	3,367,854	47,820	69,481	168,835	286,136
1900	747,432		2,816,971	3,564,403	61,040	98,232	237,417	396,689
1901	685,445		2,467,734	3,153,179	71,356	72,395	290,399	434,150
1902	842,641		2,057,777	2,900,418	95,228	94,613	275,205	465,046
1903	946,138		2,460,739	3,406,877	114,186	103,090	282,751	505,027
1904	944,143		3,706,376	4,650,519	134,719	118,997	314,738	568,454
1905	853,629		2,820,936	3,674,565	104,779	141,182	356,231	602,192
1906	1,008,515		2,629,993	3,638,508	124,612	173,734	416,983	715,329
1907 (9 months) ..	900,161		2,256,926	3,157,087	122,425	175,058	390,558	688,041
1908	1,399,431		2,922,325	4,321,756	185,204	226,959	436,137	848,300
1909	1,706,822		3,338,233	5,045,055	176,216	156,845	400,073	733,134
1910	1,709,656		3,567,833	5,277,539	226,099	146,620	428,712	801,431
1911	1,700,878		3,911,495	5,612,373	322,375	205,532	467,546	995,453
1912	3,075,484		3,586,463	6,661,947	333,725	264,515	618,007	1,266,247
1913	2,616,605		4,184,655	6,801,260	524,479	364,411	674,727	1,563,617

SESSIONAL PAPER No. 10

for Consumption in Canada (both Dutiable and Free) during each Fiscal Year inclusive, &c.—*Continued.*

MANUFACTURES OF.				TOBACCO PIPES, PIPE MOUNTS, &c.				FISCAL YEARS.
Free.				Dutiable.				
United Kingdom.	United States.	Other Countries.	Totals.	United Kingdom.	United States.	Other Countries.	Totals.	
\$	\$	\$	\$	\$	\$	\$	\$	
613	953,067	9,933	968,613	21,972	3,433	15,138	40,543	1874
107	1,151,884	2,058	1,154,049	17,765	4,057	18,138	39,960	1875
206	898,047	3,433	901,686	11,823	6,912	10,300	29,035	1876
3,797	898,031	669	902,497	15,690	10,002	20,864	46,553	1877
2,872	708,041	216	711,129	24,003	8,990	25,625	58,618	1878
329	718,562	2,194	721,085	22,984	4,798	21,323	49,105	1879
.....	804,321	775	805,096	21,401	6,517	22,740	50,658	1880
97	911,963	1,740	913,800	54,119	6,384	56,704	117,207	1881
608	1,215,727	1,203	1,217,538	69,375	15,979	72,557	157,911	1882
.....	1,111,270	8,711	1,119,981	66,206	19,526	84,222	169,954	1883
.....	1,674,925	33,147	1,708,072	39,566	14,491	49,927	103,984	1884
.....	1,423,986	4,963	1,428,949	13,924	3,151	11,310	28,385	1885
.....	1,604,544	11,617	1,616,161	44,009	11,269	57,996	113,274	1886
20	1,270,575	34,981	1,305,576	41,480	13,899	75,040	130,419	1887
.....	1,464,880	21,805	1,486,685	27,474	10,320	84,820	122,614	1888
.....	1,225,677	44,283	1,269,960	20,447	13,437	89,045	122,929	1889
.....	1,316,718	28,062	1,344,780	24,634	11,790	97,513	133,937	1890
293	1,522,014	127,751	1,650,058	31,733	12,480	74,938	119,151	1891
.....	1,689,147	27,726	1,716,873	33,627	12,476	113,383	164,486	1892
546	1,616,201	109,748	1,717,495	38,478	13,227	117,169	168,874	1893
.....	1,635,044	88,948	1,753,992	58,976	11,248	109,130	179,354	1894
5,578	1,324,149	33,258	1,362,985	25,646	9,324	98,462	133,432	1895
517	1,303,374	43,486	1,347,377	27,572	8,078	85,744	121,394	1896
2,032	2,030,568	20,241	2,052,841	31,038	10,743	97,816	139,597	1897
.....	1,224	1,224	27,740	19,833	101,583	149,156	1898
1,056	1,878,725	4,650	1,884,410	57,280	22,124	125,640	205,044	1899
.....	1,500,672	7,438	1,508,110	69,423	20,360	125,940	215,723	1900
1,708	1,720,589	2,329	1,724,626	91,439	18,565	182,080	292,034	1901
1,263	1,919,916	27,179	1,948,358	127,679	27,410	148,322	303,411	1902
79,950	2,241,297	41,290	2,362,537	160,464	34,667	169,332	364,463	1903
2,938	2,351,072	84,193	2,438,203	224,041	36,850	172,626	433,517	1904
1,173	2,329,026	47,013	2,377,212	217,444	30,116	167,238	414,798	1905
1,947	2,633,590	74,556	2,710,093	251,942	36,854	151,501	440,297	1906
2,349	2,716,344	130,239	2,848,972	204,318	34,686	106,645	345,649	(9 months) 1907
4,430	3,247,420	133,489	3,385,318	310,663	48,520	304,466	663,649	1908
11,590	3,205,701	218,885	3,436,176	336,286	41,997	253,710	631,993	1909
66,534	2,905,331	257,374	3,229,239	348,278	53,370	224,428	626,076	1910
24,601	3,450,512	345,726	3,820,839	450,824	51,877	305,288	807,989	1911
124,571	3,802,437	507,749	4,431,757	500,688	53,287	311,329	865,304	1912
38,905	4,893,665	787,785	5,719,755	479,157	99,147	437,586	1,015,890	1913

4 GEORGE V., A. 1914

No. 24—STATEMENT of the Values of the Principal and Other Articles entered
1874 to 1913.

FISCAL YEARS.	TRUNKS, VALISES, POCKET BOOKS, &c.				TURPENTINE,			
	Dutiable.				Dutiable.			
	United Kingdom.	United States.	Other Countries.	Totals.	United Kingdom.	United States.	Other Countries.	Totals.
	\$	\$	\$	\$	\$	\$	\$	\$
1874					1,015	113,345		114,360
1875					337	96,456		96,793
1876					502	74,620		75,122
1877					423	82,046		82,469
1878					1,116	97,304		98,510
1879					84	80,031		80,115
1880	3,711	31,388	84	35,183	101	100,200	75	100,376
1881	9,754	33,530	571	43,855	54	102,675		102,729
1882	14,546	34,562	827	49,935	23	166,658	11	166,692
1883	19,991	35,218	2,732	57,941	35	203,757		203,792
1884	31,573	61,066	14,664	107,303	18,786	135,178	2	153,966
1885	25,004	56,596	11,857	93,457	447	116,021		116,468
1886	23,177	49,634	7,630	80,441	17	145,225		145,242
1887	29,094	63,088	22,405	114,587	12	172,990		173,002
1888	21,239	49,816	21,088	92,143	42	179,282		179,324
1889	22,320	45,141	21,012	88,473	63	194,738		194,801
1890	17,217	39,838	22,459	79,514	3,656	217,997		221,653
1891	17,002	38,779	21,730	77,511	65	201,861		201,929
1892	13,682	34,058	21,292	69,032	79	201,795		201,874
1893	13,844	43,522	22,294	79,660	4	164,702	149	164,855
1894	14,833	41,783	23,005	79,621	18	160,408	2	160,428
1895	17,697	45,983	20,512	84,192	29	156,469	988	157,486
1896	16,817	58,730	16,445	91,992	33	162,315		162,348
1897	17,787	56,639	19,078	93,504	16	153,465	2	153,483
1898	12,873	59,463	22,791	95,127	9,173	202,027	16	211,216
1899	14,064	81,482	28,573	124,119	29	229,254		229,283
1900	16,705	87,824	26,224	130,753	15	359,794	3	359,812
1901	25,734	90,117	31,557	147,408	240	308,251	4	308,495
1902	35,324	130,101	31,573	197,001	6	311,767		311,773
1903	29,139	186,049	48,556	263,744	2,350	434,708		437,058
1904	45,946	169,318	57,467	272,73	2,910	420,340		423,250
1905	45,787	203,756	46,784	296,327	3,469	456,443		459,912
1906	58,631	208,397	38,219	305,250	5,314	597,730		603,044
1907 (9 months) ..	52,568	146,411	36,252	235,231	841	294,359		295,200
1908	97,231	166,524	73,362	337,117				
1909	69,672	169,149	38,459	277,280				
1910	79,051	274,553	39,341	397,945				
1911	82,748	107,837	50,419	550,004				
1912	95,897	473,836	99,907	669,640				
1913	144,467	542,777	130,480	817,724				

SESSIONAL PAPER No. 10

for Consumption in Canada (both Dutiable and Free) during each Fiscal Year inclusive, &c.—*Continued.*

SPIRITS OF				UMBRELLAS, PARASOLS, &c.				FISCAL YEARS
Free.				Dutiable.				
United Kingdom.	United States.	Other Countries.	Totals.	United Kingdom.	United States.	Other Countries.	Totals.	
\$	\$	\$	\$	\$	\$	\$	\$	
				146,226	745		146,971	1874
				212,524	1,102	601	214,227	1875
				119,129	826	281	120,236	1876
				210,608	3,382	225	214,215	1877
				185,179	5,988	494	191,661	1878
				138,922	1,216		140,138	1879
				138,287	959	492	139,738	1880
				283,580	6,799	496	290,875	1881
				443,595	4,358	1,211	449,164	1882
				363,137	3,485	212	366,854	1883
				254,681	3,358	121	258,160	1884
				280,324	5,991	783	287,098	1885
				287,007	3,944	1,797	292,748	1886
				359,708	1,401	1,352	362,461	1887
				287,515	3,262	536	291,313	1888
				301,387	1,232	1,027	303,646	1889
				319,238	5,342	5,201	329,781	1890
				285,920	5,364	5,212	296,496	1891
				261,823	3,895	4,549	270,267	1892
				284,174	3,068	5,137	292,379	1893
				199,124	3,976	3,174	206,274	1894
				184,009	3,916	6,273	194,198	1895
				154,377	4,404	10,329	169,110	1896
				101,736	3,891	6,102	111,729	1897
				107,081	3,904	5,919	116,907	1898
				120,550	6,467	4,228	131,215	1899
				100,230	5,301	3,114	108,645	1900
				67,183	8,297	5,185	80,665	1901
				60,587	8,837	2,602	72,026	1902
				50,297	9,037	2,463	61,797	1903
				47,670	7,093	1,286	56,049	1904
				43,839	9,196	968	54,003	1905
				42,098	9,166	1,910	53,174	1906
				44,029	8,711	773	53,513	(9 months) 1907
3,940	557,562	623	562,125	85,571	22,473	6,500	114,541	1908
1,657	411,132	29	412,818	80,240	18,675	1,921	100,836	1909
7,525	519,824		527,349	87,945	18,778	2,680	109,403	1910
8,859	674,352	25	683,236	99,543	12,757	4,540	116,840	1911
3,449	626,042		629,491	75,186	14,951	2,588	92,725	1912
3,038	572,943		575,981	98,333	25,927	2,948	127,208	1913

4 GEORGE V., A. 1914

No. 24—STATEMENT of the Values of the Principal and Other Articles entered
1874 to 1913.

FISCAL YEARS.	VARNISH.							
	Dutiable.				Free.			
	United Kingdom.	United States.	Other Countries.	Totals.	United Kingdom.	United States.	Other Countries.	Totals.
	\$	\$	\$	\$	\$	\$	\$	\$
1874.....	22,015	86,740	34	108,789	395	888		1,283
1875.....	18,751	77,534	89	96,374				
1876.....	20,783	56,704	39	77,526				
1877.....	15,435	66,051	6	81,492				
1878.....	13,844	69,954	200	83,998				
1879.....	13,442	66,373	612	80,427	81	305		386
1880.....	11,654	31,790	389	43,833	601	898		1,499
1881.....	15,936	45,546	290	61,772	366	1,232	174	1,772
1882.....	23,850	60,509	105	84,464	228	1,522		1,750
1883.....	40,296	61,146	305	101,747	50	1,496		1,546
1884.....	24,692	62,602	376	87,670	374	884		1,258
1885.....	23,164	48,187	369	71,720	80	952		1,032
1886.....	20,876	77,459	158	98,493		231		231
1887.....	25,053	87,768	310	113,131	63	755		818
1888.....	26,005	61,372	754	88,131	2	898		900
1889.....	22,904	56,710	1,697	81,311	13	665	13	691
1890.....	27,211	59,425	1,215	87,881	89	703		792
1891.....	24,618	44,115	333	68,466	68	590		658
1892.....	27,327	49,426	683	77,436		816		816
1893.....	29,826	42,246	733	72,805	226	335		561
1894.....	35,307	38,242	273	73,822	103	295		398
1895.....	29,027	35,936	406	65,369	364	396		760
1896.....	35,789	40,884	236	76,900	164	460		624
1897.....	24,910	35,457	354	60,721	175	374		549
1898.....	23,550	50,495	246	74,291	154	154		308
1899.....	31,039	54,382	144	85,565	48	237		285
1900.....	25,587	59,313	281	85,181	127	294		421
1901.....	36,166	80,755	203	117,124	25	326		351
1902.....	34,671	102,252	617	137,540	93	570		663
1903.....	34,709	108,544	423	143,676	116	736		852
1904.....	33,612	94,839	387	128,838	40	765		805
1905.....	45,175	102,597	310	148,082	341	99		440
1906.....	58,182	109,784	379	168,345	93	475		568
1907 (9 months).....	30,844	74,545	470	105,859	18	128		146
1908.....	38,361	104,343	557	143,261				
1909.....	41,603	89,423	511	131,537				
1910.....	42,236	118,928	684	161,848				
1911.....	41,961	119,797	786	162,544				
1912.....	38,612	124,109	191	162,912				
1913.....	39,066	151,105	892	191,063				

SESSIONAL PAPER No. 10

for Consumption in Canada (both Dutiable and Free) during each Fiscal Year inclusive, &c.—*Continued.*

VEGETABLES.								FISCAL YEARS.
Dutiable.				Free.				
United Kingdom.	United States.	Other Countries.	Totals.	United Kingdom.	United States.	Other Countries.	Totals.	
\$	\$	\$	\$	\$	\$	\$	\$	
688	58,674	3,564	62,926			470	470	1874
409	84,978	3,995	89,382			231	231	1875
2,928	83,262	2,345	88,535			15	15	1876
3,405	66,100	1,614	71,119			9	9	1877
789	79,032	4,036	83,857			10	10	1878
784	75,681	1,327	77,792			6	6	1879
2,993	93,365	6,394	102,752					1880
3,996	82,442	14,470	100,608					1881
7,675	108,449	11,061	127,185					1882
6,786	154,650	20,134	181,570					1883
5,426	208,880	17,023	231,329					1884
10,672	145,646	16,972	173,290					1885
7,233	150,612	16,578	174,423					1886
8,366	173,652	19,666	201,684					1887
14,957	153,361	19,204	187,522		2,553		2,553	1888
6,536	145,448	29,260	181,244		23,213	9	23,222	1889
13,888	193,328	35,547	242,763		26,732	29	26,761	1890
13,782	184,653	31,359	229,794					1891
10,562	189,862	38,675	239,099					1892
10,217	178,545	31,869	220,631					1893
12,603	194,941	25,896	233,440					1894
11,494	160,691	38,610	210,795					1895
12,931	169,889	36,863	219,683					1896
19,063	171,846	30,172	221,081					1897
23,655	232,454	33,188	289,297					1898
16,434	275,318	43,434	335,186					1899
19,705	329,925	52,800	402,430					1900
31,081	370,419	39,639	441,139					1901
33,790	333,496	50,121	417,407					1902
31,320	600,185	72,918	704,423					1903
94,275	516,089	84,043	694,407					1904
73,984	804,208	87,922	966,131					1905
55,697	626,466	104,331	786,494					1906
38,749	380,343	96,859	515,951					(9 months) 1907
104,748	844,640	145,072	1,094,460					1908
81,888	779,964	154,396	1,016,248					1909
10,072	1,001,085	192,160	1,303,317					1910
120,250	1,354,322	263,570	1,738,142					1911
280,915	2,137,057	308,500	2,726,472					1912
337,215	2,396,093	508,906	3,242,214					1913

4 GEORGE V., A. 1914

No. 24—STATEMENT of the Values of the Principal and Other Articles entered
1874 to 1913.

FISCAL YEARS.	WATCHES.				WEBBING.			
	Dutiable.				Dutiable.			
	United Kingdom.	United States.	Other Countries.	Totals.	United Kingdom.	United States.	Other Countries.	Totals.
	\$	\$	\$	\$	\$	\$	\$	\$
1874.....	Not separately stated prior to 1877.				Not separately stated prior to 1890.			
1875.....								
1876.....								
1877.....								
1878.....								
1879.....	18,125	47,315	62,116	127,556				
1880.....	24,625	58,414	52,843	135,882				
1881.....	15,162	73,256	70,088	158,506				
1882.....	9,358	61,877	45,732	116,967				
1883.....	14,755	104,486	117,801	237,052				
1884.....	25,113	196,739	192,188	414,040				
1885.....	23,565	288,920	231,943	546,428				
1886.....	24,222	375,380	185,026	584,628				
1887.....	18,950	384,745	99,439	503,134				
1888.....	16,253	238,636	89,333	384,222				
1889.....	37,398	291,441	114,546	443,385				
1890.....	14,481	417,831	125,754	558,066				
1891.....	18,878	462,263	93,272	574,413				
1892.....	11,023	511,729	129,576	652,328	1,575	4,536	322	6,433
1893.....	6,073	490,141	100,699	596,913	51,211	52,782	9,080	113,073
1894.....	10,429	306,720	80,394	397,543	56,992	59,298	4,725	121,015
1895.....	11,654	308,190	82,961	402,805	68,189	55,204	6,200	129,593
1896.....	6,624	257,340	73,117	347,081	61,441	46,179	6,086	113,706
1897.....	4,317	219,792	56,990	280,899	42,855	42,406	17,557	102,818
1898.....	6,738	246,353	46,288	299,379	28,530	32,563	7,327	68,420
1899.....	5,997	418,380	33,607	457,984	26,722	50,301	9,361	86,384
1900.....	6,636	392,321	51,823	450,780	44,383	73,531	12,555	130,469
1901.....	13,947	348,259	65,049	427,255	44,420	68,954	9,569	122,943
1902.....	8,784	406,633	84,601	500,018	49,398	78,697	9,626	137,721
1903.....	10,541	511,019	102,385	623,945	54,411	82,773	2,618	139,802
1904.....	12,618	575,852	154,286	742,756	45,680	106,881	3,687	156,248
1905.....	22,412	700,460	149,753	872,625	47,991	110,896	5,349	164,236
1906.....	22,382	701,956	219,667	944,005	65,866	132,791	3,604	202,261
1907 (9 months).....	23,767	656,034	216,903	896,704	69,970	110,830	2,784	183,584
1908.....	26,602	695,714	213,072	935,388	64,226	134,710	4,650	203,586
1909.....	23,856	617,952	169,680	811,488	55,249	118,547	5,476	179,272
1910.....	21,273	693,522	247,986	962,781	63,398	129,816	10,319	203,533
1911.....	21,446	538,336	224,780	784,562	33,709	160,792	7,941	202,442
1912.....	52,338	669,740	324,405	1,046,483	56,444	234,116	11,503	302,063
1913.....	89,860	767,249	372,864	1,229,973	61,835	243,781	9,599	315,215
1914.....	120,803	912,139	390,867	1,423,814	65,606	281,064	25,245	371,915
1915.....	144,712	1,037,129	548,732	1,730,573	56,831	269,722	25,616	352,169

SESSIONAL PAPER No. 10

for Consumption in Canada (both Dutiable and Free) during each Fiscal Year inclusive, &c.—*Continued.*

WOOD AND MANUFACTURES OF.								FISCAL YEARS.
Dutiable.				Free.				
United Kingdom.	United States.	Other Countries.	Totals.	United Kingdom.	United States.	Other Countries.	Totals.	
£	£	£	£	£	£	£	£	
30,450	911,211	35,476	977,137	23,965	1,398,870	12,600	1,435,435	1874
34,472	886,352	31,504	952,328	9,823	856,859	5,286	871,968	1875
28,885	733,307	34,733	802,925	4,386	674,795	17,179	696,360	1876
27,236	851,983	32,450	911,669	4,590	867,599	4,948	877,137	1877
24,764	826,200	27,812	878,776	8,239	896,986	9,056	914,281	1878
36,597	672,908	36,452	745,957	691	585,627	7,735	594,053	1879
45,719	483,663	39,029	568,411	980	431,803	12,946	445,729	1880
56,671	852,136	62,409	971,216	4,403	681,558	7,591	693,552	1881
78,168	1,401,896	59,121	1,539,185	3,436	1,330,868	20,155	1,354,459	1882
90,046	2,107,976	77,823	2,275,815	5,872	1,494,265	6,626	1,506,763	1883
82,458	1,060,947	70,165	1,213,570	2,417	1,303,984	12,257	1,318,658	1884
110,855	756,703	109,886	977,444	1,738	1,171,889	730	1,174,357	1885
75,479	894,937	69,444	1,039,860	10,745	899,622	364	910,731	1886
79,536	991,513	72,826	1,143,875	7,154	929,843	2,161	939,158	1887
63,741	1,129,283	79,275	1,272,299	7,880	917,962	14,069	939,911	1888
59,911	1,342,811	58,708	1,461,430	9,848	984,956	3,236	998,040	1889
73,726	1,428,764	72,156	1,574,646	3,563	1,196,496	17,382	1,217,441	1890
100,323	1,131,116	64,961	1,296,400	4,162	1,768,811	29,482	1,802,455	1891
114,264	1,031,412	71,422	1,212,098	2,245	1,110,427	18,078	1,130,750	1892
110,912	982,718	74,412	1,168,042	4,693	1,132,159	9,371	1,146,223	1893
87,128	827,463	79,149	993,740	3,409	1,647,115	15,791	1,666,315	1894
85,010	675,723	77,543	838,276	1,361	1,653,372	10,496	1,665,229	1895
89,774	764,869	77,934	932,577	2,045	1,958,343	8,655	1,969,043	1896
70,286	803,159	71,276	949,721	11,677	2,036,576	1,930	2,050,183	1897
53,090	824,318	75,222	952,630	5,847	2,535,786	1,945	2,543,578	1898
51,982	983,738	105,116	1,140,836	1,177	2,919,433	8,998	2,929,608	1899
76,781	1,200,025	95,598	1,372,404	10,664	3,606,549	6,826	3,624,039	1900
74,425	1,229,065	123,967	1,427,457	15,528	3,481,338	12,749	3,509,615	1901
60,038	1,404,947	152,170	1,617,155	7,631	4,248,462	18,116	4,274,209	1902
101,900	1,674,914	145,595	1,922,409	13,517	5,023,038	27,506	5,064,061	1903
81,243	2,199,223	145,373	2,425,839	22,705	6,911,028	33,281	6,967,014	1904
105,008	2,251,091	165,582	2,521,681	16,063	5,953,146	45,798	6,015,007	1905
106,563	2,310,836	204,336	2,621,735	31,292	5,939,059	45,238	6,015,589	1906
98,607	1,898,242	162,953	2,159,802	14,584	5,744,823	63,562	5,822,969	(9 months) 1907
170,320	2,800,575	217,266	3,188,161	44,699	9,930,208	56,641	10,031,548	1908
151,351	2,159,765	193,019	2,504,135	27,014	6,147,249	107,772	6,282,035	1909
212,527	2,903,644	241,868	3,358,039	38,915	8,008,975	56,593	8,104,483	1910
303,129	3,959,986	326,724	4,589,839	50,870	12,526,154	70,509	12,647,533	1911
400,530	5,306,339	321,642	6,028,511	99,817	14,398,289	93,287	14,591,393	1912
462,718	8,166,405	545,618	9,124,741	88,228	19,184,547	67,523	19,340,298	1913

4 GEORGE V., A. 1914

No. 24—STATEMENT of the Values of the Principal and Other Articles entered
1874 to 1913,

FISCAL YEARS.	WOOL AND MANUFACTURES OF.							
	Dutiable.				Free.			
	United Kingdom.	United States.	Other Countries.	Totals.	United Kingdom.	United States.	Other Countries.	Totals.
	\$	\$	\$	\$	\$	\$	\$	\$
1874	12,798,249	308,486	116,927	13,223,662	280,171	508,514	167,872	956,557
1875	13,064,562	313,171	161,747	13,539,480	180,089	815,112	380,964	1,376,165
1876	8,196,799	349,058	133,902	8,679,759	26,814	394,814	285,945	707,573
1877	8,378,323	510,011	107,668	8,996,002	106,208	693,174	97,394	896,776
1878	8,081,257	409,024	127,081	8,617,362	42,003	1,019,973	45,019	1,106,995
1879	6,637,314	293,221	132,953	7,063,488	9,990	697,090	134,235	841,315
1880	6,013,401	184,607	98,691	6,296,699	565,674	963,486	155,601	1,684,761
1881	8,264,543	260,487	216,994	8,742,024	362,586	1,097,651	138,640	1,598,877
1882	9,648,952	209,375	319,377	10,177,704	513,974	1,108,026	221,857	1,843,857
1883	9,702,894	185,391	244,307	10,112,592	902,102	1,028,348	123,657	2,054,107
1884	8,069,954	128,162	213,376	8,411,492	385,387	554,042	231,415	1,170,844
1885	8,584,746	172,346	300,741	9,057,833	322,795	815,832	203,778	1,342,405
1886	8,761,645	162,196	408,551	9,332,392	900,487	592,670	292,671	1,785,828
1887	11,149,495	152,215	533,533	11,835,243	790,793	662,118	424,555	1,877,466
1888	9,147,074	133,798	561,631	9,842,503	378,196	543,527	403,817	1,331,540
1889	9,618,513	132,054	664,396	10,414,963	479,639	699,823	377,658	1,617,120
1890	10,078,633	136,303	802,325	11,017,261	695,280	696,386	358,560	1,750,226
1891	9,110,696	106,758	745,392	9,962,846	575,955	564,956	305,744	1,446,655
1892	9,403,615	157,871	779,823	10,341,309	601,777	639,925	436,910	1,728,612
1893	9,646,287	152,127	1,148,172	10,946,586	600,673	575,996	510,034	1,686,703
1894	8,038,260	178,886	1,276,483	9,493,629	403,876	567,497	154,407	1,125,780
1895	6,594,857	143,251	1,214,824	7,952,932	251,549	670,851	260,925	1,183,325
1896	6,930,268	204,193	1,536,230	8,670,691	337,337	638,053	290,486	1,265,876
1897	5,576,859	218,396	1,330,493	7,125,748	231,470	528,238	170,837	930,545
1898	6,221,836	252,242	1,511,788	7,985,866	1,232,265	323,033	463,793	2,019,091
1899	7,686,366	428,631	1,688,206	9,803,203	755,680	520,684	229,663	1,506,027
1900	7,787,929	359,986	1,653,650	9,801,565	904,194	449,892	400,626	1,754,712
1901	8,061,459	370,453	1,512,193	9,944,105	645,351	424,497	343,496	1,413,344
1902	8,860,393	354,598	1,731,865	10,946,856	890,026	252,171	518,302	1,660,499
1903	11,105,987	394,379	2,061,549	13,561,915	790,496	351,509	375,355	1,517,360
1904	12,747,715	491,328	1,920,340	15,159,383	984,399	271,496	379,315	1,635,210
1905	13,137,525	519,948	1,915,438	15,572,911	1,134,112	305,670	516,722	1,956,504
1906	14,739,776	624,322	2,087,735	17,451,833	967,454	400,388	531,254	1,899,096
1907 (9 months) ..	12,635,914	408,792	1,845,788	14,890,494	878,104	172,675	212,415	1,263,194
1908	17,473,615	687,502	2,801,636	20,962,753	1,110,056	319,588	502,151	1,931,795
1909	13,021,495	735,466	2,076,306	15,833,267	982,102	213,421	333,560	1,529,083
1910	18,921,882	922,550	2,582,745	22,427,177	1,543,373	176,256	478,590	2,198,219
1911	20,713,260	966,497	2,408,237	24,087,994	1,515,285	190,777	588,715	2,294,777
1912	21,126,527	1,177,500	2,116,138	24,420,165	1,531,687	170,523	554,937	2,257,147
1913	26,063,507	1,784,338	2,729,262	30,577,107	1,953,755	348,032	770,897	3,072,684

SESSIONAL PAPER No. 10

for Consumption in Canada (both Dutiable and Free) during each Fiscal Year inclusive, &c.—*Continued.*

ALL OTHER ARTICLES, N. E. S.								
Dutiable.				Free.				FISCAL YEARS.
United Kingdom.	United States.	Other Countries.	Totals.	United Kingdom.	United States.	Other Countries.	Totals.	
\$	\$	\$	\$	\$	\$	\$	\$	
396,426	464,372	69,014	929,812	127,032	480,371	20,779	628,182	1874
378,519	507,375	97,523	983,417	245,041	205,290	36,690	487,021	1875
280,880	435,988	89,110	805,978	69,416	196,915	32,833	299,164	1876
243,193	427,030	30,417	700,640	65,091	158,409	17,624	241,124	1877
239,850	471,868	34,008	745,726	50,298	185,990	37,853	274,141	1878
412,751	540,065	42,407	995,223	57,036	125,113	22,255	204,404	1879
142,473	355,559	43,023	541,055	47,185	115,837	22,069	185,091	1880
329,649	473,640	49,118	852,407	45,603	161,840	22,869	230,312	1881
422,242	611,575	72,664	1,106,481	44,393	243,023	43,769	331,185	1882
463,313	678,727	77,704	1,219,744	59,808	307,770	51,798	419,376	1883
378,826	662,691	65,808	1,107,325	152,281	375,409	37,818	565,508	1884
379,094	620,189	67,119	1,066,402	169,269	271,619	49,920	490,808	1885
337,348	632,776	68,421	1,038,545	72,670	272,530	34,775	379,975	1886
341,478	670,986	94,122	1,106,586	72,076	242,560	70,109	384,745	1887
347,344	630,647	67,442	1,045,433	45,194	205,740	30,285	281,219	1888
296,844	690,741	86,900	1,074,485	101,373	237,421	55,258	394,052	1889
292,759	669,492	90,855	1,053,106	64,158	306,799	136,129	507,086	1890
326,088	775,310	110,584	1,211,982	56,125	259,913	64,378	380,416	1891
317,915	739,072	124,155	1,181,142	88,272	263,378	193,453	545,103	1892
335,544	712,603	95,155	1,143,302	80,406	378,316	68,266	526,988	1893
301,341	705,975	102,132	1,109,448	94,116	236,188	140,484	470,788	1894
365,580	717,919	126,706	1,210,205	79,594	201,268	106,000	386,772	1895
351,423	767,744	155,241	1,274,408	194,089	300,274	68,913	563,276	1896
360,231	777,716	152,717	1,290,664	137,948	299,363	43,640	480,951	1897
419,795	1,090,058	222,039	1,731,892	167,629	381,875	82,448	631,952	1898
558,538	1,324,368	259,987	2,142,893	184,380	505,002	96,363	785,745	1899
581,603	1,680,753	284,264	2,546,620	245,750	704,205	61,576	1,011,531	1900
697,571	1,961,173	434,740	3,093,484	136,787	850,320	99,732	1,086,839	1901
693,276	1,777,788	351,608	2,822,672	162,009	988,926	89,793	1,240,728	1902
636,878	1,539,988	322,934	2,499,800	167,441	1,119,170	100,718	1,387,329	1903
647,468	1,429,508	310,454	2,387,430	248,383	1,110,438	215,418	1,574,239	1904
726,621	2,034,219	433,269	3,194,109	295,705	1,362,937	151,957	1,810,599	1905
823,096	2,419,051	450,500	3,692,647	279,299	1,650,608	198,990	2,128,897	1906
675,356	2,057,644	371,988	3,104,988	552,788	1,473,284	170,667	2,196,739	(9 months) 1907
1,186,276	3,407,677	569,050	5,163,003	445,100	1,836,485	208,719	2,490,304	1908
975,424	3,126,723	497,385	4,599,532	451,272	1,634,182	205,050	2,290,504	1909
1,319,270	3,815,091	530,553	5,664,914	434,123	1,907,386	305,116	2,646,625	1910
1,586,672	4,578,055	613,825	6,778,552	467,783	2,170,441	278,839	2,917,063	1911
1,971,618	5,819,201	696,021	8,486,840	519,915	2,349,534	404,861	3,274,310	1912
2,450,978	7,654,966	853,354	10,959,298	470,493	2,961,954	615,776	4,048,223	1913

4 GEORGE V., A. 1914

No. 24—STATEMENT of the Values of the Principal and Other Articles entered
1874 to 1913.

FISCAL YEARS.	TOTAL IMPORTS—ENTERED FOR CONSUMPTION—(MERCHANDISE).							
	Dutiable.				Free.			
	United Kingdom.	United States.	Other Countries.	Totals.	United Kingdom.	United States.	Other Countries.	Totals.
	\$	\$	\$	\$	\$	\$	\$	\$
1874	47,794,745	21,097,531	7,340,254	76,232,530	13,629,662	30,609,375	2,709,320	46,948,357
1875	48,949,803	22,312,546	6,876,162	78,138,511	11,059,281	26,617,812	1,592,964	39,270,057
1876	32,385,482	21,334,613	6,518,202	60,238,297	8,093,771	22,765,267	1,415,772	32,274,810
1877	32,916,776	23,510,846	4,489,148	60,916,770	6,414,845	23,865,162	929,617	33,209,624
1878	32,139,783	23,464,504	4,168,752	59,773,039	5,112,986	24,538,371	971,455	30,622,812
1879	27,075,555	23,803,457	4,547,824	55,426,836	3,892,223	18,366,849	1,016,611	23,275,683
1880	28,038,118	19,666,567	6,578,282	54,182,967	5,726,321	8,627,216	1,364,038	15,717,575
1881	35,860,461	25,632,313	10,127,951	71,620,725	7,024,681	10,706,388	1,136,535	18,867,604
1882	41,459,730	32,941,061	11,356,642	85,757,433	8,896,538	14,111,874	2,379,339	25,387,751
1883	40,732,476	38,652,045	12,203,818	91,588,339	10,947,286	16,495,198	2,830,673	30,273,157
1884	32,828,307	35,796,697	11,385,494	80,010,498	9,096,814	13,989,191	2,876,475	25,962,480
1885	30,702,359	31,231,947	11,335,312	73,269,618	9,329,089	14,344,563	2,812,505	26,486,157
1886	30,385,797	29,639,876	10,613,146	70,658,819	8,647,209	13,158,775	3,527,334	25,333,318
1887	35,766,273	30,570,609	11,783,797	78,120,679	8,975,077	14,225,299	3,786,155	26,986,531
1888	30,848,116	27,097,680	11,700,028	69,645,824	8,319,528	19,342,616	3,363,660	31,025,804
1889	32,219,807	28,982,283	13,273,049	74,475,139	13,031,382	21,047,136	3,544,539	34,623,057
1890	33,267,721	30,575,397	13,263,168	77,106,286	10,009,288	20,790,264	3,776,733	34,576,287
1891	31,447,660	29,790,402	13,297,974	74,536,036	10,571,283	22,243,075	4,183,560	36,997,918
1892	30,831,809	29,505,550	8,823,378	69,160,737	10,231,902	22,236,582	13,531,192	45,999,676
1893	31,869,267	28,562,050	9,442,254	69,873,571	10,660,073	23,777,746	10,859,440	45,297,259
1894	27,493,160	25,823,636	9,462,386	62,779,182	9,542,803	24,922,455	11,926,471	46,291,729
1895	23,311,911	25,795,538	9,450,206	58,557,655	7,747,421	24,383,466	9,987,349	42,118,236
1896	24,366,179	29,101,646	13,771,934	67,239,759	8,458,326	24,427,744	5,235,332	38,121,402
1897	20,217,422	30,482,509	15,520,834	66,220,765	9,183,766	26,540,833	4,672,463	40,397,062
1898	22,556,479	38,063,960	14,004,649	74,625,088	9,486,982	36,760,963	5,434,129	51,682,074
1899	27,521,508	44,471,824	17,439,840	89,433,172	9,409,815	43,995,349	6,508,123	59,913,287
1900	31,561,736	53,897,561	18,887,478	104,346,795	12,718,227	48,182,616	7,259,240	68,160,083
1901	31,701,654	53,600,278	20,667,824	105,969,756	11,118,341	53,549,047	7,063,550	71,730,938
1902	35,062,564	60,181,808	23,413,124	118,657,496	13,960,162	54,562,888	9,299,644	77,822,694
1903	42,210,165	68,538,323	26,047,577	136,796,065	16,582,873	60,251,914	11,182,867	88,017,654
1904	44,939,829	77,543,780	26,425,967	148,909,576	16,784,787	65,466,798	12,428,858	94,680,443
1905	45,099,527	78,797,440	27,031,820	150,928,787	15,243,177	73,634,186	11,810,969	100,688,332
1906	52,615,725	89,540,776	30,889,608	173,046,109	16,568,190	79,257,600	14,410,305	110,236,095
1907 (9 months) ..	48,750,741	78,969,028	24,345,760	152,065,529	15,664,674	69,629,033	12,378,638	97,672,345
1908	71,212,207	110,361,367	36,586,473	218,160,047	23,205,107	94,287,518	16,227,283	133,719,908
1909	52,219,881	90,584,507	32,209,772	175,014,160	18,462,220	79,471,671	15,269,464	113,203,355
1910	71,822,941	118,834,173	36,607,232	227,264,346	23,513,486	98,668,242	20,369,353	142,551,081
1911	84,511,835	153,067,232	45,144,745	282,723,812	25,422,830	121,777,626	21,820,840	169,021,296
1912	89,514,201	196,886,150	48,903,709	335,304,060	27,392,011	133,542,352	25,209,886	186,144,249
1913	108,055,865	276,340,131	57,220,586	441,606,585	30,685,871	159,439,647	38,356,663	228,482,181

SESSIONAL PAPER No. 10

for Consumption in Canada (both Dutiable and Free) during each Fiscal Year inclusive, &c.—*Concluded.*

COIN AND BULLION.				TOTAL IMPORTS ENTERED FOR CONSUMPTION.				FISCAL YEARS.
Free.				Dutiable and Free.				
United Kingdom.	United States.	Other Countries.	Totals.	United Kingdom.	United States.	Other Countries.	Totals.	
£	£	£	£	£	£	£	£	
1,624,187	2,599,095	4,223,282	63,048,594	54,306,001	19,049,574	127,404,1691874
48,667	2,161,422	2,210,089	60,057,751	51,091,780	8,469,126	119,618,6571875
248,200	1,971,911	2,220,111	40,727,453	46,071,791	7,933,974	94,733,2181876
240,618	1,933,471	2,174,089	39,572,239	51,309,479	5,418,765	96,300,4831877
178,411	625,315	803,726	37,431,180	48,628,190	5,140,207	91,199,5771878
25,270	1,565,819	48,000	1,639,089	30,993,048	43,736,125	5,612,435	80,341,6081879
696,785	1,153,165	31,857	1,881,807	34,461,224	29,346,948	7,974,177	71,782,3491880
698,666	365,411	59,198	1,123,275	43,583,808	36,704,112	11,323,684	91,611,6041881
241,073	1,236,117	26,553	1,503,743	50,597,341	48,289,052	13,762,534	112,648,9271882
372,703	885,090	17,730	1,275,523	52,032,465	56,032,333	15,052,221	123,137,0191883
1,492,894	706,938	7,834	2,207,666	43,418,015	50,492,826	14,269,803	108,180,6441884
1,375,329	1,574,691	4,224	2,954,244	41,406,777	47,151,201	14,152,041	102,710,0191885
1,568,193	2,039,388	2,976	3,610,557	40,601,199	44,858,039	14,143,456	99,602,6941886
220,883	311,158	177	532,218	44,962,233	45,107,066	15,570,129	105,639,4281887
131,077	2,041,552	2,843	2,175,472	39,298,721	48,481,848	15,066,531	102,847,1001888
66,200	508,021	1,030	575,251	42,317,389	50,537,440	16,818,618	109,673,4471889
113,232	926,312	43,467	1,083,011	43,390,241	52,291,973	17,083,370	112,765,5841890
28,583	1,652,180	130,407	1,811,170	42,047,526	53,685,657	17,611,941	113,345,1241891
284,724	1,395,440	138,366	1,818,530	41,348,435	53,137,572	22,492,936	116,978,9431892
619,075	5,882,180	32,947	6,534,200	43,148,413	58,221,976	20,334,641	121,705,0301893
1,681,304	2,288,009	53,759	4,023,072	38,717,267	53,034,100	21,342,616	113,093,9831894
72,405	4,455,517	48,698	4,576,620	31,131,737	54,634,521	19,486,253	105,252,5111895
155,237	5,044,634	26,448	5,226,319	32,979,742	58,574,024	19,033,714	110,587,4801896
11,000	4,625,699	39,495	4,676,194	29,412,188	61,649,041	20,232,792	111,294,0211897
457,456	3,880,667	52,721	4,390,844	32,500,917	78,705,590	19,491,499	130,698,0061898
128,800	4,539,993	36,311	4,705,134	37,060,123	93,007,166	23,984,304	154,051,5931899
509,747	7,764,201	23,490	8,297,438	44,789,730	109,844,378	26,170,208	180,804,3161900
198,169	3,335,683	3,442	3,537,294	43,018,164	110,485,008	27,734,816	181,237,9881901
191,036	6,062,354	58,015	6,311,405	49,213,762	120,807,050	32,770,783	202,791,5951902
103,863	8,814,958	57,976	8,976,797	58,896,901	137,605,195	37,288,420	233,790,5161903
52,958	7,815,937	5,418	7,874,313	61,777,574	150,826,515	38,860,243	251,464,3321904
5	10,306,945	1,485	10,308,435	60,342,709	162,738,571	38,844,274	261,925,5541905
10,673	7,063,695	4,235	7,078,603	69,194,588	175,862,071	45,304,148	290,360,8071906
165,958	7,344,968	6,082	7,517,008	64,581,373	155,943,029	36,730,480	257,254,882	(9 months). 1907
542,157	6,003,949	2,564	6,548,661	94,959,471	210,652,825	52,816,320	358,428,6161908
843	9,970,372	17,227	9,988,442	70,682,944	180,026,550	47,496,463	298,205,9571909
13,873	5,999,394	4,322	6,017,589	95,350,300	223,501,809	56,980,907	375,833,0161910
1,797	10,089,881	114,532	10,206,210	109,936,462	284,934,739	67,080,117	461,951,3181911
810	25,925,976	107,095	26,033,831	116,907,022	356,354,478	74,226,690	547,482,9001912
7,231	5,372,512	48,236	5,427,979	138,748,967	441,142,593	95,625,485	675,517,0451913

4 GEORGE V., A. 1914

No. 25--STATEMENT of the Quantities and Values of the Principal and Other
1868 to 1913, inclusive, showing in each case the portion sent
(A)--The Produce of

Fiscal Years.	ASBESTOS.							
	Quantities.				Values.			
	United Kingdom.	United States.	Other Countries.	Totals.	United Kingdom.	United States.	Other Countries.	Totals.
	Tons.	Tons.	Tons.	Tons.	£	£	£	£
1868								
1869								
1870								
1871								
1872								
1873								
1874								
1875								
1876								
1877								
1878								
1879								
1880								
1881								
1882								
1883								
1884								
1885								
1886								
1887								
1888	326	2,987	115	3,428	17,829	203,231	7,295	228,355
1889	253	4,177	219	4,649	20,540	290,979	12,367	323,886
1890	686	5,781	96	6,563	36,459	403,800	3,900	444,159
1891	1,140	5,339	543	7,022	95,110	374,687	44,112	513,909
1892	956	5,946	414	7,316	106,989	375,956	31,467	514,412
1893	373	5,885	140	5,898	20,050	368,373	8,295	396,718
1894	514	4,892	823	6,229	31,020	279,926	28,810	359,756
1895	2,202	5,993	398	8,593	118,852	343,277	30,946	493,075
1896	1,769	5,879	1,940	9,588	96,863	240,416	145,400	482,679
1897	3,388	6,424	1,157	10,969	236,598	206,552	67,766	510,916
1898	1,939	14,570	1,915	18,424	94,539	364,734	51,095	510,368
1899	1,418	12,488	614	14,520	66,623	361,401	25,152	453,176
1900	1,732	13,477	2,955	18,164	70,749	322,984	97,176	490,909
1901	3,324	18,117	5,274	26,715	136,294	447,086	281,193	864,573
1902	4,088	25,053	3,931	33,072	201,474	743,763	185,965	1,131,202
1903	2,913	24,867	2,981	30,661	98,167	757,724	99,514	955,405
1904	4,375	24,980	5,281	34,636	116,866	709,381	158,589	984,836
1905	7,132	26,784	7,211	41,127	243,249	768,130	300,145	1,311,524
1906	8,614	38,896	9,565	57,075	262,774	1,036,648	278,715	1,578,137
1907*	9,129	26,821	5,058	41,008	292,620	759,907	154,249	1,206,776
1908	5,347	46,846	6,840	59,033	237,152	1,322,890	170,533	1,730,575
1909	5,626	48,915	5,166	59,707	233,653	1,294,568	229,427	1,757,648
1910	5,550	51,710	6,778	64,038	283,367	1,390,457	302,789	1,886,613
1911	6,843	56,036	6,950	69,829	208,499	1,548,456	319,522	2,076,477
1912	7,314	63,353	5,649	76,316	168,424	1,772,474	156,916	2,097,814
1913	8,802	72,576	10,448	91,820	211,450	1,965,246	310,073	2,486,769

* 9 months.

SESSIONAL PAPER No. 10

Articles of Canadian Produce Exported from Canada during each Fiscal Year, to the United Kingdom, the United States and all Other Countries.
the Mine. (*From Canadian Returns.*)

COAL.								Fiscal Years.
Quantities.				Values.				
United Kingdom.	United States.	Other Countries.	Totals.	United Kingdom.	United States.	Other Countries.	Totals.	
Tons.	Tons.	Tons.	Tons.	\$	\$	\$	\$	
702	211,454	53,179	265,335	1,618	525,992	113,098	640,708	1868
200	384,475	55,633	440,308	325	659,234	103,703	763,262	1869
160	214,986	71,561	286,707	280	454,716	133,803	588,799	1870
270	259,269	58,748	318,287	450	548,252	113,749	662,451	1871
500	258,058	63,725	322,283	1,875	593,760	137,448	733,083	1872
793	264,306	139,658	404,757	1,551	663,530	286,805	951,886	1873
331	316,423	101,603	418,357	1,980	1,054,467	287,292	1,343,739	1874
1,219	185,119	101,838	288,176	3,192	663,267	271,464	937,923	1875
509	199,210	78,113	277,832	1,511	775,289	200,388	977,188	1876
.....	178,772	70,764	249,536	689,663	166,305	855,968	1877
.....	267,409	72,718	340,127	1,034,036	176,653	1,210,689	1878
.....	235,299	80,494	315,793	767,794	169,474	937,268	1879
1,670	267,147	75,877	344,694	5,009	845,465	163,425	1,013,899	1880
4,603	334,573	80,879	420,055	10,062	953,301	159,728	1,123,091	1881
6,120	308,335	106,856	421,311	18,825	824,915	234,964	1,078,704	1882
4,030	302,803	123,248	430,081	13,265	790,614	283,532	1,087,411	1883
14,950	340,670	96,011	451,631	43,026	940,890	217,256	1,201,172	1884
23,784	355,696	100,226	479,706	65,971	1,178,799	223,396	1,468,166	1885
29,237	362,553	101,718	493,508	76,304	1,127,677	212,179	1,416,160	1886
29,775	404,042	93,187	527,004	74,245	1,252,867	195,160	1,522,272	1887
33,368	427,700	102,273	563,341	77,584	1,411,749	241,133	1,730,466	1888
31,527	509,391	104,597	645,515	74,459	1,937,752	219,943	2,232,154	1889
28,974	574,856	111,534	715,364	78,417	2,123,000	243,519	2,447,936	1890
25,940	692,705	115,039	833,684	64,589	2,572,914	278,962	2,916,465	1891
22,920	772,441	149,764	945,125	53,101	2,790,693	351,673	3,195,467	1892
26,239	764,865	117,128	998,232	64,494	2,759,669	290,395	3,114,558	1893
29,917	829,267	136,814	995,998	77,845	2,897,642	346,078	3,321,565	1894
23,585	954,704	132,278	1,110,567	60,580	3,232,825	284,790	3,578,195	1895
22,772	891,010	111,278	1,025,060	66,845	2,904,704	277,520	3,249,069	1896
17,438	962,223	122,406	1,102,067	52,254	2,954,663	323,100	3,330,017	1897
20,098	929,926	132,099	1,082,123	62,081	2,870,821	340,513	3,273,415	1898
20,653	959,123	161,064	1,140,840	62,695	3,038,249	461,850	3,562,794	1899
23,097	1,430,437	187,497	1,641,031	64,078	4,026,605	508,919	4,599,602	1900
135,233	1,604,203	149,102	1,888,538	473,539	4,418,503	415,018	5,307,060	1901
23,056	1,589,469	65,009	1,817,534	46,911	4,318,681	501,496	4,867,088	1902
25,335	1,719,027	235,589	1,979,951	92,119	4,640,064	720,251	5,452,434	1903
14,120	1,382,693	249,692	1,646,505	50,523	3,565,910	730,227	4,346,660	1904
7,374	1,410,502	197,446	1,615,322	22,084	3,327,820	580,898	3,930,802	1905
15,412	1,573,233	231,866	1,820,511	29,014	3,997,467	616,717	4,643,198	1906
2,683	1,131,951	150,712	1,285,346	8,429	2,978,067	419,906	3,346,402	1907*
9,691	1,627,727	239,840	1,877,258	29,080	4,041,562	739,642	4,810,234	1908
4,963	1,291,107	317,822	1,613,892	16,288	3,493,337	995,596	4,505,221	1909
9,967	1,442,018	374,351	1,826,339	33,842	3,798,623	1,180,756	5,013,221	1910
5,683	1,866,742	412,746	2,315,171	18,262	4,427,606	1,568,227	6,014,095	1911
33,976	991,558	469,222	1,494,756	130,995	2,653,214	1,553,919	4,338,128	1912
39,705	1,630,468	385,820	2,055,993	120,305	4,130,435	1,304,359	5,555,099	1913

4 GEORGE V., A. 1914

No. 25 (A)—CANADIAN EXPORTS from Canada—

Fiscal Years.	COPPER, FINE, CONTAINED IN ORE, MATTE, &C.							
	Quantities.				Values.			
	United Kingdom.	United States.	Other Countries.	Totals.	United Kingdom.	United States.	Other Countries.	Totals.
	Lbs.	Lbs.	Lbs.	Lbs.	\$	\$	\$	\$
1868	10,340,000	810,000	11,150,000	382,270	11,950	394,220
1869	16,062,000	3,748,000	19,810,000	495,518	21,112	516,630
1870	7,064,000	3,808,000	10,872,000	243,644	27,577	271,221
1871	4,092,000	2,154,000	6,246,000	109,355	10,766	120,121
1872	4,076,000	4,676,000	170,000	8,922,000	99,280	4,455	255	103,990
1873	4,172,000	1,004,000	5,176,000	154,556	11,969	166,525
1874	5,922,000	374,000	6,296,000	133,707	1,370	135,077
1875	4,650,000	240,000	4,890,000	141,736	1,275	143,011
1876	4,450,000	10,000	4,460,000	351,246	789	352,035
1877	1,854,000	772,000	2,626,000	183,055	81,387	264,442
1878	718,000	590,000	1,308,000	62,501	57,128	119,629
1879	6,000	190,000	196,000	200	19,562	19,762
1880	11,244,000	522,000	11,766,000	80,921	69,877	150,799
1881	644,000	38,960,000	39,604,000	12,045	138,367	150,412
1882	546,000	88,942,000	89,488,000	13,598	125,647	139,245
1883	472,000	8,332,000	8,804,000	10,890	139,589	150,479
1884	198,000	3,156,000	3,354,000	3,860	210,184	214,044
1885	50,000	2,464,000	2,514,000	940	245,290	246,230
1886	10,448,000	10,448,000	291,397	291,397
1887	16,000	10,518,000	10,534,000	535	181,010	181,545
1888	2,030,000	2,006,000	4,036,000	13,550	132,935	146,485
1889	1,000	2,686,020	2,687,020	30	202,754	202,784
1890	3,290,483	1,797,848	5,088,331	135,010	109,327	244,337
1891	6,076,000	4,918,498	10,994,498	266,950	238,246	505,196
1892	564,000	3,913,203	4,477,203	28,150	188,453	216,603
1893	396,000	6,909,142	12,000	7,317,142	20,180	375,039	600	395,819
1894	800	955,815	236,959	1,193,574	70	53,605	34,677	88,352
1895	1,015,720	2,427,738	3,443,458	103,637	119,020	222,657
1896	3,575,482	3,575,482	194,771	194,771
1897	208,674	9,921,643	10,130,317	22,954	527,508	550,462
1898	300,000	13,626,968	13,926,968	27,299	837,479	864,778
1899	66,875	8,403,753	8,470,628	5,585	917,394	922,979
1900	13,827,495	13,827,495	1,387,388	1,387,388
1901	26,345,776	26,345,776	2,659,261	2,659,261
1902	2,766,671	27,623,945	30,390,616	340,712	2,649,650	2,990,362
1903	1,797,096	27,834,792	29,631,888	173,116	2,734,589	2,907,705
1904	348,139	44,347,152	44,695,291	63,699	4,440,341	4,504,040
1905	1,251,778	37,287,842	18,350	38,557,970	195,101	4,660,222	2,202	4,857,525
1906	3,623,341	40,632,990	26,017	44,282,348	469,922	6,674,835	3,876	7,148,633
1907*	2,077,969	24,004,815	27,250	26,120,034	211,688	4,909,374	6,891	5,127,953
1908	3,287,182	53,176,061	480,947	56,944,190	279,721	7,581,705	18,335	7,879,761
1909	2,577,911	51,748,795	15	54,326,721	193,930	6,212,597	1	6,406,528
1910	4,295,241	53,240,875	57,536,116	338,853	5,685,072	6,023,925
1911	5,665,188	49,338,024	2,130	55,005,342	433,853	5,140,958	222	5,575,033
1912	5,238,110	51,188,770	109	56,426,980	396,955	5,249,246	5	5,646,206
1913	5,385,527	78,242,893	36,000	83,664,420	403,851	9,504,091	3,600	9,911,542

*9 months.

SESSIONAL PAPER No. 10

The Produce of the Mine.—*Continued.*

GYPSUM OR PLASTER, CRUDE.								Fiscal Years.
Quantities.				Values.				
United Kingdom.	United States.	Other Countries.	Totals.	United Kingdom.	United States.	Other Countries.	Totals.	
Tons.	Tons.	Tons.	Tons.	£	£	£	£	
Not separately stated prior to 1875.								1868
	92,385		92,385		93,467		93,467	1875
					99,095		99,095	1876
	101,376		101,376		96,175		96,175	1877
	100,134		100,134		90,695		90,695	1878
	104,974		104,974		90,704		90,704	1879
	119,868		119,868		98,503		98,503	1880
	130,961		130,961		119,399		119,399	1881
	130,062		130,062		127,139		127,139	1882
	154,809		154,809		151,844		151,844	1883
	155,851		155,851		160,607		160,607	1884
	116,415		116,415		120,046		120,046	1885
	106,737	500	107,237		112,271	2,465	114,736	1886
	148,325	208	148,533		165,497	1,017	166,514	1887
	124,079	436	124,515		131,054	2,184	133,238	1888
	176,734	141	176,875		188,789	702	189,491	1889
	174,503	608	175,111		191,623	2,276	193,899	1890
	172,231	265	172,496		183,679	1,298	184,977	1891
	178,276	242	178,518		193,170	1,134	194,304	1892
	176,489		176,489		178,979		178,979	1893
	162,374	38	162,412		159,662	420	160,082	1894
	160,898		160,898		156,897		156,897	1895
105	200,752		200,857	125	205,516		205,641	1896
	180,447	93	180,540		182,892	484	183,376	1897
	180,350		180,350		193,515		193,515	1898
	163,718	1	163,719		166,216	6	166,222	1899
	233,395		233,395		236,065		236,065	1900
	171,964	46	172,010		185,151	57	185,208	1901
	267,250	1,230	268,480		272,105	1,230	273,335	1902
	299,044	589	299,633		306,745	653	307,398	1903
	272,123	530	272,653		298,416	856	299,272	1904
	320,198	15	320,213		334,626	143	334,769	1905
	404,718	136	404,854		446,257	532	446,789	1906
	275,358	33	275,391		315,447	78	315,525	1907*
	375,106	15	375,121		428,708	20	428,728	1908
	263,571	35	263,606		304,028	202	304,230	1909
	335,916		335,916		396,493	2	396,495	1910
	359,271		359,271		427,903		427,903	1911
	355,962	1,540	357,502		420,529	1,977	422,506	1912
	379,393		379,393		439,488		439,488	1913

No. 23 (B)—CANADIAN EXPORTS from Canada—

Fiscal Years.	LEAD, METALLIC, (INCLUDING LEAD ORE AND PIG.)							
	Quantities.				Values.			
	United Kingdom.	United States.	Other Countries.	Totals.	United Kingdom.	United States.	Other Countries.	Totals.
	Lbs.	Lbs.	Lbs.	Lbs.	\$	\$	\$	\$
1868	112,000			112,000	2,893			2,893
1869		26,000		26,000		617		617
1870								
1871		8,000		8,000		208		208
1872		12,000		12,000		340		340
1873								
1874		120,600		120,000		2,070		2,070
1875		8,000		8,000		60		60
1876	354,000	4,000		358,000	7,500	16		7,516
1877	14,000			14,000	50			50
1878	18,000			18,000	720			720
1879								
1880	4,000			4,000	230			230
1881								
1882								
1883		4,000		4,000		32		32
1884					5			5
1885	8,000			8,000	36			36
1886								
1887								
1888		20,000		20,000		724		724
1889							18	18
1890		8,000		8,000		2,000		2,000
1891								
1892	2,000	60,000		62,000	200	5,000		5,200
1893		150,000		150,000		2,329		2,329
1894		3,312,619		3,312,619		65,337		65,337
1895		18,058,806		18,058,806		333,763		333,763
1896		20,301,428		20,301,428		408,625		408,625
1897	70,144	30,053,360		30,123,504	1,854	522,327		524,181
1898		43,877,381	79,640	43,957,021		1,006,278	1,869	1,008,147
1899		34,047,494		34,047,494		895,349		895,349
1900	1,110,540	18,421,729	633,062	20,165,301	41,289	621,280	26,122	688,691
1901	130,510	57,952,613	7,519,215	65,602,338	3,931	2,272,830	240,323	2,517,084
1902	589,720	24,722,499	5,301,685	30,613,904	19,500	708,065	161,753	889,318
1903	10,000	16,267,956		16,277,956	250	383,827		384,077
1904		16,195,618		16,195,618		347,740		347,740
1905	1,029,138	16,792,605	34,167,658	51,989,401	25,930	341,874	819,328	1,187,132
1906		16,137,655	3,393,585	19,531,240		561,391	116,650	678,041
1907*		15,049,181	3,470,636	18,519,817		498,534	140,945	639,479
1908	46,628	10,143,786	17,705,100	27,895,514	1,748	393,049	693,328	1,088,125
1909		171,873	11,860,491	12,032,364		5,422	374,959	380,381
1910	128,216	6,153,730	12,163,369	18,445,315	6,055	128,688	394,679	529,422
1911		36,800	3,161,247	3,198,047		1,308	99,625	100,933
1912		185,901		185,901		5,957		5,957
1913		305,600		305,600		8,442		8,442

* 9 months.

SESSIONAL PAPER No. 10

The Produce of the Mine.—*Continued.*

MICA.								Fiscal Years.
Quantities.				Values.				
United Kingdom.	United States.	Other Countries.	Totals.	United Kingdom.	United States.	Other Countries.	Totals.	
Lbs.	Lbs.	Lbs.	Lbs.	£	£	£	£	
								1868
								1869
								1870
								1871
								1872
								1873
								1874
								1875
								1876
								1877
								1878
								1879
								1880
								1881
								1882
								1883
								1884
								1885
								1886
								1887
								1888
								1889
								1890
								1891
								1892
								1893
								1894
								1895
								1896
								1897
								1898
								1899
								1900
								1901
								1902
								1903
								1904
								1905
								1906
								1907*
								1908
								1909
								1910
								1911
								1912
								1913

Not separately stated prior to 1888.

4 GEORGE V., A. 1914

No. 25 (A)—CANADIAN EXPORTS from Canada—

Fiscal Years.	NICKEL, FINE, CONTAINED IN ORE, MATTE OR SPIESS.							
	Quantities.				Values.			
	United Kingdom.	United States.	Other Countries.	Totals.	United Kingdom.	United States.	Other Countries.	Totals.
	Lbs.	Lbs.	Lbs.	Lbs.	£	£	£	£
1868								
1869								
1870								
1871								
1872								
1873								
1874								
1875								
1876								
1877								
1878								
1879								
1880								
1881								
1882								
1883								
1884								
1885								
1886								
1887								
1888								
1889								
1890								
1891	847,660	4,504,383		5,352,043	30,180	210,319		240,499
1892	2,700,124	12,532,904		15,233,028	151,122	466,517		617,639
1893	516,000	8,174,000	234,000	8,924,000	27,600	388,257	11,700	427,557
1894	1,025,904	7,385,372		8,411,276	113,457	695,342		808,799
1895	490,061	7,552,525		8,042,586	69,877	529,691		599,568
1896		6,996,540		6,996,540		486,651		486,651
1897	4,000	7,523,472		7,527,472	850	497,665		498,515
1898		14,760,996		14,760,996		970,531		970,531
1899		14,428,063		14,428,063		994,537		994,537
1900		13,493,239		13,493,239		1,040,498		1,040,498
1901		9,537,558		9,537,558		958,365		958,365
1902	438,638	3,444,626		3,883,264	89,091	745,422		834,513
1903		9,032,554		9,032,554		878,159		878,159
1904	2,307,538	11,922,355	80	14,229,973	292,036	945,256	15	1,237,307
1905	1,605,101	10,365,456		11,970,557	359,314	825,742		1,185,056
1906	1,963,927	21,995,914		23,959,841	602,613	1,564,323		2,166,936
1907*	1,951,791	14,265,794		16,217,585	481,164	1,106,312		1,587,476
1908	2,802,454	16,152,586		18,955,040	710,111	1,509,154		2,219,265
1909	2,536,127	17,070,832		19,606,959	375,882	1,535,964		1,911,846
1910	4,785,588	25,830,298		30,615,886	773,343	2,546,711		3,320,054
1911	4,948,231	29,819,292		34,767,523	750,135	3,092,197		3,842,332
1912	5,156,464	23,074,244		33,230,708	768,232	2,975,688		3,743,920
1913	4,826,783	43,341,307		48,168,090	718,141	4,327,056		5,045,197

* 9 months.

SESSIONAL PAPER No. 10

The Produce of the Mine.—*Continued.*

OILS, MINERAL—CRUDE.								Fiscal Years.
Quantities.				Values.				
United Kingdom.	United States	Other Countries.	Totals.	United Kingdom.	United States.	Other Countries.	Totals.	
Galls.	Galls.	Galls.	Galls.	£	£	£	£	
Not separately stated prior to 1876.								1868
	9,580	112	9,692		1,245		1,289	1876
	152		152		13		13	1877
624	9,156		9,780	125	218		343	1878
								1879
	7,850		7,850		548		548	1880
								1881
								1882
								1883
	325,461		325,461		7,043		7,043	1884
	953,996	970	954,966		27,136	167	27,303	1885
	251,450	8,999	260,449		27,742	3,215	30,957	1886
	308,734	1,933	310,667		10,795	356	11,151	1887
	454,255	1,246	455,501		66,669	225	66,894	1888
	108,102		108,102		18,367		18,367	1889
	352,050		352,050		15,294		15,294	1890
	434,699		434,699		18,436		18,436	1891
	440,395		440,395		18,137		18,137	1892
	176,990		176,990		6,714		6,714	1893
	66,549		66,549		2,330		2,330	1894
20,000	38,085		58,085	1,400	1,631		3,031	1895
	1,845	280	2,125		73	62	135	1896
		380	380			76	76	1897
								1898
	96		96		4		4	1899
						600		1900
	83	13,000	13,083		8	75	608	1901
	450	1,075	1,525		50		125	1902
	200		200		10	5	10	1903
	47	150	197		4		9	1904
	4,195		4,195		211		211	1905
						141		1906
	35	900	935		2	15	143	1907*
850		240	1,090	85			100	1908
								1909
								1910
								1911
								1912
	18,500		18,500		3,964		3,964	1913

4 GEORGE V., A. 1914

No. 25 (E)—CANADIAN EXPORTS from Canada—

Fiscal Years.	OILS, MINERAL—REFINED.							
	Quantities.				Values.			
	United Kingdom.	United States.	Other Countries.	Totals.	United Kingdom.	United States.	Other Countries.	Totals.
	Galls.	Galls.	Galls.	Galls.	\$	\$	\$	\$
1868		30,676	15,606	46,282		6,238	3,103	9,341
1869	374,365	312,749	3,439	690,553	68,685	57,398	1,236	127,319
1870	2,096,394	2,635,227	16,936	4,748,557	466,005	495,114	5,342	966,461
1871	2,555,918	3,180,691	17,069	5,753,678	505,632	542,875	4,372	1,052,879
1872	2,477,331	5,412,067	7,656	7,897,054	478,232	860,552	2,310	1,341,124
1873	3,374,529	5,974,843	5,953	9,355,325	775,909	1,041,629	1,645	1,819,183
1874	825,046	449,947	1,648	1,276,641	212,396	85,428	593	298,417
1875	283	8,174	1,427	9,884	132	1,055	405	1,592
1876	1,754	3,138	220	5,112	794	1,210	70	2,074
1877	3,700,586	219,656	5,745	3,925,987	869,024	30,175	1,330	900,529
1878	36,964		26,846	63,810	4,557		4,523	9,080
1879	565,040	225,338	6,701	797,079	79,711	16,111	1,227	97,049
1880		526	2,235	2,761		68	433	501
1881		1,615	841	2,456		446	185	631
1882			662	662			136	136
1883			1,422	1,422			368	368
1884		88	2,014	2,102		23	480	503
1885								
1886								
1887								
1888								
1889			2,368	2,368			374	374
1890		6,297	457	6,754		441	77	518
1891			1,817	1,817			290	290
1892		42	469	511		4	76	80
1893		10	1,101	1,111		3	97	100
1894		76	2,115	2,191		25	367	392
1895		35	5,423	5,458		14	527	541
1896		6,950	10,066	16,116		842	1,994	2,836
1897		732	719	1,451		78	76	154
1898		9,143	387	9,530		2,002	59	2,061
1899	3,000	623	549	4,172	900	196	94	1,190
1900		6,758		6,758		1,653		1,653
1901		5,503	1,356	6,859		1,135	260	1,395
1902	40	331	582	953	6	55	145	206
1903		5	208	213		1	30	31
1904	30	78	903	1,011	11	25	180	216
1905		283	1,963	2,246		61	419	480
1906		13,751	839	14,590		3,024	128	3,152
1907*	210		2,022	2,232	21		519	540
1908	12	20	2,237	2,299	9	4	317	330
1909		45	150	195		11	32	43
1910	42	50	9,001	9,093	4	7	1,144	1,155
1911	40	245	1,208	1,493	8	52	181	241
1912			1,934	1,934			156	156
1913		157	40,484	40,641		24	6,699	6,723

* 9 months.

SESSIONAL PAPER No. 10

The Produce of the Mine.—Continued.

ORES, INCLUDING CHROMIC IRON.

Quantities.				Values.				Fiscal Years.
United Kingdom	United States.	Other Countries.	Totals.	United Kingdom.	United States.	Other Countries.	Totals.	
Tons.	Tons.	Tons.	Tons.	\$	\$	\$	\$	
646	25,685		26,331	15,446	63,021		78,467	1868
201	28,136		28,337	3,800	67,377		71,177	1869
112	16,521		16,633	2,942	39,949		42,891	1870
609	27,272		27,881	2,578	65,278		67,856	1871
658	26,714		27,372	19,364	74,178		93,542	1872
261	47,780		48,041	7,650	122,031		129,681	1873
594	44,686		45,280	9,143	108,396		117,539	1874
304	32,716		33,020	3,101	86,532		89,633	1875
53	8,422		8,475	2,045	35,057		35,057	1876
1	6,487		6,488	24	26,377		28,422	1877
83	4,147		4,230	4,813	29,744		29,768	1878
1,395	31,202		32,597	15,139	19,215		24,028	1879
1,146	45,205	473	46,824	16,819	89,394		104,533	1880
766	44,624		45,390	11,255	133,595	7,095	157,509	1881
1,078	45,428		46,506	16,152	166,426		177,681	1882
560	25,765		26,325	11,723	163,882		180,034	1883
1,163	54,672		55,835	40,016	75,532		87,255	1884
2,541	7,825	153	10,519	65,173	148,548		188,564	1885
899	24,288		25,187	23,816	39,046	2,754	106,967	1886
889	14,475	1	15,365	18,782	120,400		144,216	1887
59	26,305		26,364	1,972	56,665	35	75,482	1888
146	15,516		15,662	3,825	89,286		91,258	1889
20	15,508		15,528	140	66,758		70,583	1890
4	7,872		7,876	60	48,660		48,800	1891
5	7,956		7,956		43,041		43,101	1892
69	1,909	4	1,918	21	39,710		39,710	1893
	4,857		4,857		13,331	27	13,379	1894
	2,966		3,035	1,770	50,781		50,781	1895
	3,449		3,449		40,210	7	41,987	1896
					31,327		31,327	1897
1,232	2,172	12	3,416	16,200	24,808	50	41,053	1898
518	3,714	1,177	5,409	6,961	29,910	27,655	64,526	1899
566	8,625	1,230	10,421	7,336	113,648	40,122	161,106	1900
1,024	61,339	1,975	64,338	27,661	241,499	118,204	387,364	1901
5,087	524,577	1,407	531,071	27,570	1,326,307	96,333	1,450,210	1902
1,085	297,187	805	299,077	61,497	830,588	25,284	917,369	1903
6,101	234,965	120	241,186	45,352	675,303	5,069	725,724	1904
2,749	241,115	2,691	246,555	94,731	1,126,206	89,364	1,310,301	1905
793	160,764	95	161,652	49,422	684,422	11,041	744,885	1906
1,101	41,409	1,162	43,672	74,101	267,919	64,026	406,046	1907*
1,080	36,266	2,475	39,821	114,826	344,937	116,174	575,937	1908
796	19,316	1,232	21,344	70,700	506,553	34,148	611,401	1909
978	42,615	460	44,053	82,348	547,973	47,587	677,908	1910
13,035	101,477	471	114,983	136,362	764,730	55,816	956,908	1911
366	45,635	575	46,576	56,809	554,093	42,394	653,296	1912
17,197	130,018	6,169	153,384	155,740	918,697	116,710	1,191,147	1913

No. 25 (A)—CANADIAN EXPORTS from Canada—

Fiscal Years.	PHOSPHATE.							
	Quantities.				Values.			
	United Kingdom.	United States.	Other Countries.	Totals.	United Kingdom.	United States.	Other Countries.	Totals.
	Tons.	Tons.	Tons.	Tons.	\$	\$	\$	\$
1868								
1869								
1870								
1871								
1872								
1873								
1874								
1875								
1876								
1877								
1878	2,930	39	732	3,701	53,471	887	10,254	64,612
1879	9,385	2,018	524	11,927	177,949	28,818	9,528	216,295
1880	6,792	1,182		7,974	108,390	11,492		119,882
1881	3,199	2,402		5,601	210,364	29,129		239,493
1882	13,197	2,080	1,904	17,181	258,391	28,976	40,300	327,667
1883	12,263	220	1,995	14,478	255,816	2,400	44,500	302,716
1884	21,328	32	111	21,471	451,092	250	1,980	453,322
1885	16,878	745	1,361	18,984	327,508	8,980	25,800	362,288
1886	23,718	532	1,724	25,974	407,314	6,817	17,820	431,951
1887	20,465	733	1,605	22,803	360,313	6,223	29,913	396,449
1888	18,638	1,100	2,111	21,849	345,602	13,011	38,880	397,493
1889	19,695	2,911	552	23,158	322,269	32,464	9,850	364,583
1890	25,792	3,192	731	29,715	355,845	34,182	11,800	401,827
1891	22,062	1,825	370	24,257	393,250	22,350	6,600	422,200
1892	14,273	1,324	1,646	17,243	336,745	11,857	31,860	380,462
1893	8,309	2,663	918	11,890	97,737	18,188	16,550	132,475
1894	3,366	1,580	1	4,947	32,095	8,295	10	40,400
1895	3,469	720		4,189	29,600	4,210		33,810
1896	528			528	5,280			5,280
1897	21		2	23	210	5	60	275
1898	165	91		256	400	690		1,090
1899	719	20	122	861	8,100	90	1,100	9,290
1900		73	76	149		1,635	650	2,285
1901			6	6			120	120
1902		70		70		1,880		1,880
1903			1	1			20	20
1904		190	1	191		5,337	11	5,348
1905		40		40		1,253		1,253
1906								
1907*								
1908		1		1		30		30
1909								
1910		895		895		15,735		15,735
1911								
1912			3	3			100	100
1913								

* 9 months.

SESSIONAL PAPER No. 10

The Produce of the Mine.—*Continued.*

PYRITES.								Fiscal Years.
Quantities.				Values.				
United Kingdom.	United States.	Other Countries.	Totals.	United Kingdom.	United States.	Other Countries.	Totals.	
Tons.	Tons.	Tons.	Tons.	£	\$	\$	\$	
								1868
								1869
								1870
								1871
								1872
								1873
								1874
								1875
								1876
								1877
								1878
								1879
								1880
								1881
								1882
								1883
								1884
								1885
								1886
								1887
								1888
								1889
								1890
								1891
								1892
	16,707		16,707		39,582		39,582	1893
	14,186		14,186		46,738		46,738	1894
	8,454		8,454		35,452		35,452	1895
	7,392		7,392		32,893		32,893	1896
	15,673		15,673		29,403		29,403	1897
	20,671		20,671		221,564		221,564	1898
	12,905		12,905		27,377		27,377	1899
	14,889		14,889		32,499		32,499	1900
	22,146		22,146		54,357		54,357	1901
	26,545		26,545		57,623		57,623	1902
	18,472		18,472		60,458		60,458	1903
	17,171		17,171		44,227		44,227	1904
	22,561		22,561		63,729		63,729	1905
	20,285		20,285		49,768		49,768	1906
	22,214		22,214		57,496		57,496	1907*
	19,664		19,664		77,178		77,178	1908
	25,449		25,449		130,610		130,610	1909
	26,939		26,939		114,044		114,044	1910
	35,710		35,710		118,962		118,962	1911
	27,865		27,865		110,109		110,109	1912
	3,427		3,427		7,007		7,007	1913

Not separately stated prior to 1893.

4 GEORGE V., A. 1914

No. 25 (A)—CANADIAN EXPORTS from Canada—

Fiscal Years.	GOLD-BEARING QUARTZ, DUST, NUGGETS, &C.				SILVER, METALLIC, CONTAINED IN ORE, &C.			
	Values.				Values.			
	United Kingdom.	United States.	Other Countries.	Totals.	United Kingdom.	United States.	Other Countries.	Totals.
	\$	\$	\$	\$	\$	\$	\$	\$
1868	15,734	80		15,814	Not separately stated prior to 1871.			
1869	159,810	14,996		174,806				
1870	116,145	15,000		131,145				
1871	84,152	78,885		163,037				
1872	64,578	1,169,862		1,234,440		595,261		595,261
1873	25,821	1,008,151	1,282	1,035,254	35,000	1,088,642		1,088,642
1874	5,033	1,068,889		1,073,922	510	1,344,380		1,379,380
1875		1,605,790		1,605,790	200	407,325		407,835
1876		1,472,471		1,472,471		443,243		443,443
1877	336	1,188,739		1,189,075		584,378		584,378
1878	48	1,031,461		1,031,509	3,896	122,695		122,695
1879	392	943,703		944,095		99,785		103,681
1880		1,086,994		1,086,994		637,000		637,000
1881	767	766,551		767,318	3,000	149,146		149,146
1882		930,151		930,151	5	31,494		34,494
1883		911,383		911,383	200	15,105		15,110
1884		952,131		952,131	20	14,000		14,200
1885		999,007		999,007		12,900		12,920
1886	450	1,210,414		1,210,864	3	7,539		7,539
1887		1,017,401		1,017,401	8,450	25,134		25,137
1888		810,352		810,352	5	16,487		24,937
1889		623,479		623,479	1,100	299,415		299,420
1890	500	656,522		657,022	17,600	167,165		168,265
1891		553,976	150	554,126		184,015		201,615
1892		316,152	25	316,177		238,367		238,367
1893	100	247,768		247,868		193,441		193,441
1894		318,258		318,258		65,406		65,406
1895	20	606,254	6,455	612,729		423,707		423,707
1896	1,515	1,084,479	13,059	1,099,053		651,737		651,737
1897	3,560	2,784,498	16,043	2,804,101	26,806	1,595,548		1,595,548
						2,586,367		2,613,173
1898	4,611	3,566,624	16,728	3,587,953		3,519,036	750	3,519,786
1899	80	3,258,427	14,195	3,272,702	1	2,630,280		2,630,281
1900	538	14,135,195	12,810	14,148,543	3,496	1,350,557		1,354,053
1901	181,125	24,231,890	32,141	24,445,156		2,379,950	40,800	2,420,750
1902	55	19,660,485	7,475	19,668,015		2,055,428		2,055,428
1903	1,923	16,430,850	4,755	16,437,528		1,802,690		1,802,690
1904	100	18,713,709	1,730	18,715,539		1,826,382	39,146	1,865,528
1905	1,020	15,174,755	32,605	15,208,380		1,753,368	345,410	2,098,778
1906	2,150	12,987,542	2,224	12,991,916	20,140	4,205,326	85,062	4,310,528
1907*		7,226,604	350	7,226,954		5,335,060	172,199	5,507,259
1908	509	8,708,720	107,812	8,817,041	75,651	10,206,754	473,194	10,755,599
1909	490	7,289,220	3,710	7,293,420	1,989,172	9,937,955	1,356,967	13,284,094
1910	430	5,920,376	95,320	6,016,126	2,255,790	12,015,356	738,791	15,009,937
1911	1,025	5,342,550	890	5,344,465	5,081,196	11,317,731	870,241	17,269,168
1912	21,010	7,132,546	39,836	7,193,392	3,916,586	11,316,409	675,414	15,908,409
1913	57,034	11,169,239	300	11,226,573	10,318,158	8,828,897	1,055,504	20,202,559

* 9 months.

SESSIONAL PAPER No. 10

The Produce of the Mine.—*Continued.*

SAND AND GRAVEL.								Fiscal Years
Quantities.				Values.				
United Kingdom.	United States.	Other Countries.	Totals.	United Kingdom.	United States.	Other Countries.	Totals.	
Tons.	Tons.	Tons.	Tons.		\$	\$	\$	
Included with "Stone Unwrought" prior to 1878.								1868
								1868
								1870
								1871
								1872
								1873
								1874
								1875
								1876
								1877
60	20,672	2	20,734	240	3,780	10	4,030	1878
90	51,757		51,847	360	8,670		9,030	1879
	50,132		50,132		9,832		9,832	1880
	55,860		55,860		12,511		12,511	1881
	54,593		54,593		13,789		13,789	1882
	63,426		63,426		17,755		17,755	1883
	61,575		61,575		14,152		14,152	1884
	90,015		90,015		23,590		23,590	1885
	102,795		102,795		23,195		23,195	1886
	135,627		135,627		23,207		23,207	1887
	217,603		217,603		33,234	2	33,236	1888
	250,328		250,328		42,067		42,067	1889
	329,648		329,648		60,359		60,359	1890
	324,120		324,120		63,326		63,326	1891
	229,771		229,771		66,285		66,285	1892
25	334,009		334,034	30	117,730		117,760	1893
	302,765		302,765		96,853		96,853	1894
	301,944		301,944		90,093		90,093	1895
	286,139		286,139		119,847		119,847	1896
804	187,750	2	188,556	2,816	72,303	15	75,134	1897
	165,618	25	165,643		80,825	127	80,952	1898
33	179,101		179,134	17	93,475		93,492	1899
20	251,016	224	251,260	100	101,501	550	102,151	1900
418	196,592	55	197,065	754	107,560	195	108,509	1901
40	169,488	206	169,734	120	118,879	422	119,421	1902
194	255,103	299	255,596	387	127,586	604	128,577	1903
	324,911		324,911		112,173		112,173	1904
	386,125	16	386,141		141,597	7	141,604	1905
	346,142	136	346,278		167,624	422	168,046	1906
	213,441		213,441		76,705		76,705	1907*
25	296,617		296,642	10	122,984		122,994	1908
	310,076		310,076		162,642		162,642	1909
	543,917	50	543,967		284,126	12	284,438	1910
	582,042		582,042		401,185		401,185	1911
	585,350	12	585,362		415,289	15	415,304	1912
	646,285	60	646,345		443,618	20	443,638	1913

Included with "Stone Unwrought" prior to 1878.

No. 25 (A)—CANADIAN EXPORTS from Canada—

Fiscal Years.	STONE, UNWROUGHT (a).							
	Quantities				Values.			
	United Kingdom.	United States.	Other Countries.	Totals.	United Kingdom.	United States.	Other Countries.	Totals.
	Tons.	Tons.	Tons.	Tons.	£	£	£	£
1868					1,680	125,142	4,855	131,677
1869					590	245,210	4,238	250,038
1870						103,726	27,533	131,259
1871					3,000	121,246	5,195	129,441
1872						149,249	4,761	154,010
1873					600	193,337	5,095	199,032
1874						201,205	133	201,338
1875						177,432	385	177,817
1876						104,218	515	104,733
1877	135	47,395	100	47,630	540	74,852	368	75,760
1878		27,646	460	28,106		51,071	1,594	52,665
1879	6	19,363	141	19,510	30	39,887	499	40,416
1880		43,077	132	43,209		66,919	315	67,234
1881		28,176	13	28,189		81,456	468	81,924
1882	5	39,178	156	39,339	3	83,830	544	84,377
1883		26,412	166	26,578		72,779	589	73,368
1884	3	12,926	25	12,954	6	52,369	103	52,478
1885		15,724	12	15,736		52,155	51	52,206
1886		14,850	409	15,259		59,888	2,062	61,950
1887		12,173	32	12,205		65,300	301	65,601
1888		16,004	34	16,038	50	64,687	149	64,886
1889	3	10,938	27	10,968	100	44,338	94	44,532
1890		15,693	19	15,712		66,048	73	66,121
1891	60	16,160	17	16,237	1,025	46,705	81	47,811
1892		38,852	31	38,883		50,448	141	50,589
1893		33,063	314	33,377		43,357	1,376	44,733
1894		23,331	550	23,881		30,491	2,735	33,226
1895		36,097	21	36,118		40,493	110	40,603
1896		57,133	106	57,239		42,462	519	42,981
1897		25,698	420	26,118		40,584	2,204	42,788
1898	76	94,323	11	94,410	1,520	59,406	104	61,030
1899		121,555		121,555		66,516		66,516
1900		240,095	9	240,104		120,133	25	120,158
1901	5	200,891	45	200,941	15	127,904	120	128,039
1902		254,300	39	254,339		136,650	510	137,160
1903	48	233,665	18	233,731	970	116,979	76	118,025
1904		125,710	130	125,840		47,453	450	47,903
1905		86,728	100	86,828		31,748	732	32,48
1906		4,305	304	4,609		12,772	2,280	15,052
1907*	25	2,276		2,301	470	6,493		6,963
1908	190	1,078	546	1,814	21,446	13,757	9,684	44,887
1909		5,231	4	5,235		13,127	33	13,160
1910		39,080		39,080		28,865		28,865
1911		62,034	10	62,044		22,512	74	22,616
1912		85,627	1	85,628		26,603	3	26,611
1913		117,209		117,209		30,999		30,999

*9 months. (a) Includes 'Sand' prior to 1878.

SESSIONAL PAPER No. 10

The Produce of the Mine.—*Continued.*

OTHER PRODUCE OF THE MINE, N.E.S.				TOTAL PRODUCE OF THE MINE.				Fiscal Years.
Values.				Values.				
United Kingdom.	United States.	Other Countries.	Totals.	United Kingdom.	United States.	Other Countries.	Totals.	
\$	\$	\$	\$	\$	\$	\$	\$	
1,452	1,557		3,009	421,093	733,980	121,056	1,276,129	1868
6,845	39,592	199	37,636	735,573	1,096,536	109,376	1,941,485	1869
13,323	46,361	1,081	60,765	842,339	1,182,443	167,759	2,192,541	1870
673	49,060	137	49,870	705,840	2,011,831	123,453	2,841,124	1871
2,150	27,786	487	30,423	665,479	3,968,824	145,291	4,779,594	1872
12,858	151,978	8,083	172,919	1,013,945	4,537,005	302,910	5,853,860	1873
9,100	171,751	47	180,898	371,869	3,100,901	288,065	3,760,835	1874
8,653	142,009		150,662	157,014	3,214,130	272,254	3,643,398	1875
1,838	94,144	9	95,991	362,889	3,167,912	201,026	3,731,827	1876
6,151	103,449	1,311	110,911	1,061,201	2,413,525	169,314	3,644,040	1877
16,792	74,174	7,960	98,926	142,374	2,472,979	200,994	2,816,347	1878
1,850	64,870	533	67,253	265,305	2,636,334	181,261	3,082,900	1879
7,178	67,385	687	75,250	216,867	2,495,624	164,860	2,877,351	1880
595	80,280	172	81,047	253,652	2,346,529	167,648	2,767,829	1881
9,379	102,043	8,152	119,574	311,456	2,418,021	284,096	3,013,573	1882
13,471	67,773	52	81,296	309,794	2,332,051	329,041	2,970,886	1883
9,940	79,420	2,100	91,460	519,672	2,505,501	221,919	3,247,092	1884
50,937	87,428	6,197	144,562	485,408	2,898,518	255,611	3,639,537	1885
40,588	192,121	5,124	237,833	589,832	3,115,696	245,619	3,951,147	1886
10,363	226,244	16,059	252,666	177,722	3,085,431	242,806	3,805,959	1887
4,608	109,125	1,466	115,199	478,260	3,341,308	291,369	4,119,937	1888
1,460	80,788	91	82,339	422,355	3,753,351	243,464	4,419,170	1889
3,117	20,023	15	23,155	630,815	3,963,257	261,685	4,855,757	1890
	7,373	56	7,429	851,794	4,600,800	331,549	5,784,143	1891
6,727	25,368	13	32,108	683,094	4,806,483	416,894	5,906,471	1892
4,345	18,305	32	22,682	244,560	4,756,280	329,050	5,329,890	1893
3,047	12,110	75	15,232	257,613	5,130,186	413,210	5,801,009	1894
520	32,236	70	32,826	388,407	6,271,397	323,423	6,983,227	1895
1,669	26,692	7,666	36,027	175,512	7,437,814	446,324	8,059,650	1896
6,424	35,974	621	43,019	354,769	10,533,581	410,565	11,298,915	1897
4,885	52,189	421	57,495	212,304	13,838,831	412,121	14,463,256	1898
2,392	56,879	205	59,476	154,151	12,683,332	530,667	13,368,150	1899
4,395	72,378	1,540	78,313	193,746	23,698,606	687,914	24,580,266	1900
27,602	149,121	3,523	180,246	877,880	38,355,930	1,133,873	40,367,683	1901
24,402	164,413	40,563	229,378	802,842	33,145,856	998,876	34,947,574	1902
24,965	293,142	68,989	387,096	597,130	29,546,605	921,126	31,064,861	1903
4,270	148,191	24,096	176,557	641,072	32,025,193	960,474	33,626,739	1904
3,724	92,502	2,951	99,177	991,874	28,764,461	2,175,994	31,932,329	1905
7,732	177,436	3,791	188,959	1,475,839	32,869,004	1,124,788	35,469,631	1906
6,632	154,845	36,060	197,537	1,127,267	24,067,112	997,576	26,191,955	1907*
29,310	202,648	61,459	293,417	1,560,842	35,219,840	2,396,451	39,177,133	1908
38,026	237,453	11,850	287,329	2,986,967	31,260,862	3,009,870	37,257,699	1909
36,002	418,621	15,380	470,003	3,820,574	33,488,464	2,777,979	40,087,017	1910
35,851	277,224	15,319	328,394	6,726,015	33,129,505	2,932,041	42,787,561	1911
56,980	409,550	37,749	504,279	5,555,599	33,259,580	2,509,337	41,324,516	1912
47,031	482,486	34,438	563,955	12,066,622	42,541,751	2,834,173	57,442,546	1913

4 GEORGE V., A. 1914

No. 25 (B)—CANADIAN EXPORTS from Canada—

Fiscal Years.	FISH—BAIT FISH, CLAMS OR OTHER.							
	Quantities.				Values.			
	United Kingdom.	United States.	Other Countries.	Totals.	United Kingdom.	United States.	Other Countries.	Totals.
	Bbls.	Bbls.	Bbls.	Bbls.	£	\$	£	\$
1868								
1869								
1870								
1871								
1872								
1873			33	33			132	132
1874			25	25			852	852
1875			1	1			75	75
1876							3	3
1877						600	1,456	2,056
1878							1,156	1,156
1879	162	5	233	400	648	25	881	1,554
1880							1,508	1,508
1881					712	99	1,720	2,531
1882		168	1,775	1,943		425	5,654	6,079
1883		36	36	72		288	220	508
1884			715	715			1,567	1,567
1885			60	60			275	275
1886		1	256	257		5	512	517
1887			25	25		1	94	95
1888			13,750	13,750			14,806	14,806
1889			9,076	9,076		2	9,151	9,153
1890		1	559	560		5	1,025	1,030
1891		41	261	302		167	350	517
1892		60	56	116		49	234	283
1893		20	7	27		75	7	82
1894			22	22			60	60
1895		9	4	13		18	21	39
1896		331	241	572		1,527	250	1,777
1897		134	31	165		344	36	380
1898		1	1	2		5	5	10
1899		625	1	626		1,328	5	1,333
1900		1,522	14	1,536		2,120	67	2,187
1901	5	6,710	60	6,775	17	19,252	192	19,461
1902		20,963	30	20,993		26,506	140	26,646
1903		22,962	279	23,241		32,734	729	33,463
1904		21,123	17	21,140		31,933	74	32,007
1905	6	44,595	51	44,652	18	72,701	224	72,943
1906		66,437	68	66,505		127,730	298	128,028
1907*	10,755	54,064		64,819	18,329	106,898		125,227
1908	1	65,539	437	65,977	5	126,354	674	127,033
1909		20,544	37	20,581		63,305	235	63,540
1910		38,318	895	39,213		85,785	651	86,436
1911		41,745		41,745		115,693		115,693
1912		54,201		54,201		102,475		102,475
1913		67,347	5	67,352		94,451	35	94,486

* 9 months. (a) Includes "Fish, all kinds, dry salted" prior to 1873.

SESSIONAL PAPER No. 10

The Produce of the Fisheries.

FISH—CODFISH, DRY SALTED (a)

Quantities.				Values.				Fiscal Years.
United Kingdom.	United States.	Other Countries.	Totals.	United Kingdom.	United States.	Other Countries.	Totals.	
Cwt.	Cwt.	Cwt.	Cwt.	\$	\$	\$	\$	
13,550	47,452	544,508	605,510	54,879	151,792	1,748,399	1,955,070	1868
20,859	52,180	1,588,418	1,661,457	80,246	181,663	1,531,730	1,793,639	1869
11,672	35,475	453,520	500,667	45,639	150,106	1,859,947	2,055,692	1870
22,701	29,045	457,653	509,399	110,260	117,487	2,142,822	2,370,569	1871
21,498	19,573	653,110	694,181	88,242	75,359	2,431,456	2,595,057	1872
25,942	46,697	604,438	677,077	99,438	166,901	2,398,056	2,664,395	1873
32,081	69,213	680,236	781,530	28,538	173,992	2,454,757	2,657,287	1874
19,735	43,784	595,216	658,735	75,441	165,197	2,456,899	2,697,537	1875
10,492	42,323	576,532	629,347	60,572	151,770	2,764,347	2,976,689	1876
16,634	51,571	666,766	734,971	77,038	199,450	2,974,069	3,250,557	1877
17,602	85,801	671,262	774,665	72,071	277,062	2,840,203	3,189,336	1878
32,110	67,916	706,863	806,889	134,192	193,113	2,868,026	3,195,331	1879
36,992	86,117	815,987	939,096	153,761	239,086	3,168,294	3,561,141	1880
17,183	201,962	724,159	943,304	60,939	476,257	2,627,469	3,164,665	1881
21,956	173,274	677,193	872,423	83,305	565,979	2,738,527	3,387,811	1882
17,654	175,439	532,241	725,334	88,688	757,620	2,806,775	3,653,083	1883
19,391	173,104	658,087	850,582	95,667	712,298	2,931,635	3,739,600	1884
18,658	195,666	633,379	847,703	70,393	641,611	2,341,317	3,053,321	1885
21,068	153,271	586,883	761,222	82,645	406,392	1,895,463	2,384,500	1886
9,949	157,788	651,979	819,716	57,028	399,388	2,068,115	2,524,531	1887
9,097	152,113	621,000	782,210	37,479	516,277	2,547,632	3,101,388	1888
15,040	120,331	572,995	708,366	66,867	467,457	2,541,159	3,075,483	1889
9,714	139,946	572,880	722,540	46,239	524,251	2,443,785	3,014,275	1890
7,445	128,013	596,320	731,778	32,484	536,109	2,550,937	3,119,530	1891
9,912	111,962	567,608	689,482	48,162	487,919	2,610,718	3,146,799	1892
15,020	141,337	555,480	711,837	67,935	545,556	2,396,325	3,009,816	1893
12,882	136,035	561,750	710,167	60,509	533,168	2,547,999	3,146,676	1894
8,466	104,665	682,813	795,944	37,043	393,110	2,897,258	3,327,411	1895
14,186	83,504	666,135	763,825	66,168	321,218	2,688,806	3,076,192	1896
24,490	101,911	587,049	713,450	97,667	379,914	2,221,024	2,698,605	1897
14,396	104,773	593,397	712,566	54,651	358,278	2,167,383	2,580,312	1898
19,253	142,447	524,312	686,012	74,582	539,471	2,088,501	2,702,554	1899
19,467	157,175	560,535	737,177	81,114	638,276	2,275,293	2,994,683	1900
22,359	183,913	526,672	732,944	61,023	669,807	2,030,651	2,761,481	1901
30,500	182,184	546,484	759,168	122,119	724,484	2,315,071	3,161,674	1902
28,273	158,765	623,137	810,175	115,555	603,352	2,620,993	3,336,900	1903
23,169	148,380	456,491	628,040	89,672	624,281	2,041,974	2,755,927	1904
13,951	121,458	431,174	565,683	73,116	593,424	2,255,762	2,922,302	1905
18,552	88,766	500,363	607,681	87,093	495,371	2,914,132	3,496,596	1906
27,690	53,087	473,310	554,087	93,582	296,394	2,659,227	3,049,203	1907*
28,527	68,004	540,509	637,130	113,932	396,069	3,168,915	3,678,916	1908
35,682	87,477	559,794	682,953	119,366	420,267	2,755,708	3,295,341	1909
36,268	91,297	647,575	775,140	116,468	432,211	3,017,078	3,565,757	1910
38,611	95,274	639,516	773,401	121,862	510,975	3,641,492	4,274,329	1911
38,479	97,214	522,931	658,624	131,998	602,252	3,401,282	4,135,532	1912
21,158	128,582	555,506	705,246	72,698	784,653	3,444,293	4,301,644	1913

4 GEORGE V., A. 1914

No. 25 (B)—CANADIAN EXPORTS from Canada—

Fiscal Years.	FISH—CODFISH, PICKLED.							
	Quantities.				Values.			
	United Kingdom.	United States.	Other Countries.	Totals.	United Kingdom.	United States.	Other Countries.	Totals.
	Cwt.	Cwt.	Cwt.	Cwt.	£	\$	\$	\$
1868								
1869								
1870								
1871								
1872								
1873	1,192	148	3,320	4,660	1,364	432	6,227	8,023
1874		19,378	22	19,900		79,483	34	79,517
1875	250	276		526	525	732		1,257
1876	352	10	22	384	711	14	54	779
1877	50	90		140	118	180		298
1878	504	954	64	1,522	1,100	1,630	80	2,810
1879		534	120	654		820	342	1,162
1880	308	576	82	966	1,087	1,023	115	2,225
1881	840	634	66	1,540	945	1,070	158	2,173
1882	110	840	6	956	218	1,353	11	1,582
1883	90	3,030	4	3,124	244	8,208	9	8,461
1884	186	2,488		2,674	784	4,951		5,735
1885	197	221	171	589	496	408	368	1,272
1886	8	25,064	72,235	97,307	14	71,062	210,277	281,353
1887	86	254		340	129	254		383
1888		103	10	113		431	26	457
1889		92	307	399		462	1,533	1,995
1890	70	88		158	559	325		884
1891	10	277	205	492	48	1,232	410	1,690
1892	430	256	13	699	1,112	1,214	52	2,378
1893								
1894		14		14		74		74
1895	424		2	426	679		8	687
1896								
1897	248			248	385			385
1898								
1899	145			145	244			244
1900								
1901	36	89	18	143	216	750	124	1,090
1902	4	232	749	985	10	787	2,045	2,842
1903		5	457	462		20	1,710	1,730
1904		388		388		1,156		1,156
1905		3		3		8		8
1906		1	5	6		4	20	24
1907*		123		123		615		615
1908		7	201	208		42	550	592
1909		8		8		37		37
1910		608	32	640		2,512	144	2,656
1911	7	226		233	42	691		736
1912	1,220	1		1,221	5,490	3		5,493
1913	1,193	288	258	1,739	3,205	1,439	1,550	6,194

* 9 months.

SESSIONAL PAPER No. 10

The Produce of the Fisheries—*Continued.*

FISH—CODFISH, WET SALTED.

Quantities.				Values.				Fiscal Year.
United Kingdom.	United States.	Other Countries.	Totals.	United Kingdom.	United States.	Other Countries.	Totals.	
Cwt.	Cwt.	Cwt.	Cwt.	£	£	£	£	
Included with "Mackerel, Pickled," prior to 1873.								1868
								1869
								1870
								1871
								1872
76	5,936	8,463	14,475	171	29,016	30,577	59,764	1873
215	5,202	5,294	10,711	570	23,379	20,917	44,866	1874
211	2,067	3,998	6,276	687	9,963	15,140	25,790	1875
220	7,237	13,176	20,633	908	29,715	32,219	62,842	1876
850	2,470	25,171	28,491	2,558	11,425	116,643	130,628	1877
18			18	66			66	1878
11	88	60	159	22	410	190	622	1879
15	230		245	85	465		550	1880
	2,330		2,330		9,553		9,553	1881
7	9,935		9,942	21	32,854		32,875	1882
17	23,775		23,792	68	110,428		110,496	1883
1	25,931		25,932	3	89,604		89,607	1884
44	32,729		32,773	66	92,846		92,912	1885
	12,715		12,715		33,306		33,306	1886
77	1,207	250	1,534	145	1,994	625	2,764	1887
180	6,810		6,990	510	13,377		13,887	1888
50	1,021	22	1,093	125	2,833	33	2,991	1889
	119	4	123		1,067	26	1,093	1890
								1891
	5,587	200	5,787		7,562	500	8,062	1892
350	900	126	1,376	762	3,150	500	4,412	1893
154			154	346			346	1894
								1895
235			235	471			471	1896
	306		306		1,022		1,022	1897
								1898
325			325	500			500	1898
	63	54	117		140	106	246	1899
80			80	160			160	1900
	3,901	1,238	5,139		14,637	5,057	19,694	1901
	2,682	15	2,697		8,349	85	8,434	1902
	4,618	606	5,224		15,613	1,725	17,338	1903
325	3,973		4,298	1,270	10,754		12,024	1904
	2,425	462	2,887		7,973	1,400	9,373	1905
	4,711	199	4,910		19,301	393	19,694	1906
117	5,976	2,253	8,346	1,280	25,773	9,579	36,632	1907
	4,216	1,482	5,698		17,588	4,706	22,294	1908
1,961	2,773	3,940	8,674	6,374	10,143	5,608	22,125	1909
	4,310	8,623	12,933		15,410	11,764	27,174	1910
	15,462	206	15,668		60,098	442	60,540	1911
	11,577	154	11,731		49,305	284	49,589	1912
	10,864	98	10,962		40,516	408	40,924	1913

4 GEORGE V., A. 1914

No. 25 (B)—CANADIAN EXPORTS from Canada—

Fiscal Year.	FISH—COI FISH, TONGUES AND SOUNDS.							
	Quantities.				Values.			
	United Kingdom.	United States.	Other Countries.	Totals.	United Kingdom.	United States.	Other Countries.	Totals.
	Bbls.	Bbls.	Bbls.	Bbls.	\$	\$	\$	\$
1868								
1869								
1870								
1871								
1872								
1873								
1874								
1875								
1876								
1877								
1878								
1879								
1880								
1881								
1882								
1883								
1884								
1885								
1886	61	347		408	245.	7,106		7,351
1887	5	1,304	59	1,368	41	40,393	250	40,684
1888	45	478	56	579	1,623	16,363	510	18,496
1889	10	486	18	514	132	13,624	151	13,907
1890		835	8	843		19,807	65	19,872
1891		840	1	841		10,068	10	10,078
1892	16	624	2	642	68	9,243	20	9,331
1893	3	1,156	7	1,166	17	17,888	71	17,976
1894	2	1,131	3	1,136	19	10,241	25	10,255
1895	26	1,202	8	1,236	133	10,799	85	11,017
1896	5	626	55	686	83	2,883	218	4,184
1897	2	575	204	781	12	4,931	723	5,666
1898		544	294	838		5,493	932	6,425
1899	1	1,528	28	1,557	6	12,450	209	12,665
1900		1,050	11	1,061		20,277	97	20,374
1901		1,165	1	1,166		14,440	7	14,447
1902		2,060	17	2,077		16,614	118	16,732
1903		969	56	1,025		12,052	287	12,339
1904		1,226	47	1,273		19,654	527	20,181
1905		1,013	22	1,035		11,678	222	11,900
1906		996	21	1,017		10,159	130	10,289
1907		1,723	71	1,794		20,054	626	20,680
1908		1,032	25	1,057		13,662	182	13,844
1909		401	11	412		11,027	59	11,086
1910		928	2	930		24,661	46	24,707
1911		718	4	722		12,593	123	12,716
1912		1,458	5	1,463		37,352	22	37,374
1913		1,681	9	1,690		32,651	36	32,687
1914		2,073	5	2,078		53,283	67	53,350

Not separately stated prior to 1885.

* 9 months.

SESSIONAL PAPER No. 10

The Produce of the Fisheries—*Continued.*

FISH—HALIBUT, FRESH.								Fiscal Years.
Quantities.				Values.				
United Kingdom.	United States.	Other Countries.	Totals.	United Kingdom.	United States.	Other States.	Totals.	
Lbs.	Lbs.	Lbs.	Lbs.	\$	\$	\$	\$	
Included with "Sea Fish, Other, Fresh" prior to 1874.								1868
								1869
								1870
								1871
								1872
								1873
	17,208		17,208		554		554	1874
	5,000	300	5,300		285	18	303	1875
	192		192		48		48	1876
800	8,300		9,100	100	425		525	1877
								1878
								1879
	11,096		11,096		853		853	1880
	79,265	600	79,865		4,041	54	4,095	1881
	145,580	500	146,080		6,806	45	6,851	1882
	183,502		183,502		12,161		12,161	1883
	344,520		344,520		12,311		12,311	1884
	230,866		230,866		7,358		7,358	1885
	233,140		233,140		13,266		13,266	1886
	278,990		278,990		11,382		11,382	1887
	235,400		235,400		11,086		11,086	1888
	296,714	150	296,864		14,468	6	14,474	1889
	249,325		249,325		14,886		14,886	1890
	371,112		371,112		22,556		22,556	1891
	469,635		469,635		33,976		33,976	1892
	434,525		434,525		32,992		32,992	1893
	839,971	520	840,491		60,815	61	60,876	1894
	2,289,712	1,312	2,291,024		102,640	78	102,718	1895
	1,918,578	839	1,919,417		84,633	48	84,681	1896
	1,988,042		1,988,042		104,068		104,068	1897
								1898
	1,101,734		1,101,734		63,274		63,274	1899
	623,527		623,527		38,978		38,978	1899
	708,243		708,243		42,523		42,523	1900
	705,450	13,800	719,250		33,572	527	34,099	1901
	1,350,048	2,407	1,352,455		55,436	144	55,580	1902
10,944	107,395	560	118,899	473	7,048	39	7,560	1903
	1,665,187	240	1,665,427		72,301	24	72,325	1904
	1,640,703	2,300	1,643,003		64,094	73	64,167	1905
	685,770	315	686,085		32,217	20	32,237	1906
	1,407,297	692	1,407,989		58,045	70	58,115	1907*
38,660	2,501,624	1,033	2,541,317	1,933	102,448	36	104,417	1908
	3,329,798	4,912	3,334,710		135,911	198	136,109	1909
	1,571,822	1,732	1,573,554		84,036	117	84,153	1910
3,001	2,594,850		2,597,851	240	138,891		139,131	1911
	2,326,142	2,148	2,328,290		129,645	116	129,761	1912
200	2,901,727	972	2,902,899	10	147,297	36	147,343	1913

4 GEORGE V., A. 1914

No. 25 (B)—CANADIAN EXPORTS from Canada—

Fiscal Years.	FISH—HERRINGS, FRESH OR FROZEN.							
	Quantities.				Values.			
	United Kingdom.	United States.	Other Countries.	Totals.	United Kingdom.	United States.	Other Countries.	Totals.
	Lbs.	Lbs.	Lbs.	Lbs.	\$	\$	\$	\$
1863								
1869								
1870	Included with "Sea Fish, Other, Fresh," prior to 1873.							
1871								
1872								
1873		783,950		783,950		38,815		38,815
1874		90,000		90,000		900		900
1875		909,000		909,000		5,700		5,700
1876		4,361,000	4,000	4,365,000		53,983	66	54,049
1877		2,074,788		2,074,788		20,312		20,312
1878		447,825		447,825		12,505		12,505
1879		1,596,900		1,596,900		7,556		7,556
1880		3,585,700		3,585,700		23,046		23,046
1881		4,949,561	11,000	4,960,561		33,837	267	34,104
1882		4,811,799		4,811,799		51,568		51,568
1883		1,409,050		1,409,050		26,857		26,857
1884		1,097,786		1,097,786		18,373		18,373
1885		1,556,105		1,556,105		16,450		16,450
1886		3,446,036		3,446,036		29,724		29,724
1887		14,653,937		14,653,937		94,929		94,929
1888		19,734,099	79,250	19,813,349		203,672	410	204,082
1889		15,236,570		15,236,570		89,936		89,936
1890		18,828,410		18,828,410		59,750		59,750
1891		16,677,600	20	16,677,620		103,515	2	103,517
1892		28,664,400		28,664,400		81,625		81,625
1893		16,189,555		16,189,555		64,216		64,216
1894		14,364,210		14,364,210		79,689		79,689
1895		16,132,512	8,000	16,140,512		55,480	52	55,532
1896		17,549,000	300	17,549,300		39,573	19	39,592
1897	200	10,823,570		10,823,770	10	33,606		33,616
1898		12,788,110		12,788,110		55,717		55,717
1899		10,153,920		10,153,920		29,832		29,832
1900		10,480,373		10,480,373		48,700		48,700
1901		10,518,820	2,600	10,521,420		103,066	13	103,079
1902		30,454,971	5,285	30,460,256		149,741	140	149,881
1903		19,355,937	47,300	19,403,237		102,039	294	102,333
1904		15,440,640	530	15,441,170		139,098	62	139,160
1905		21,868,585	400	21,868,985		154,380	3	154,383
1906		22,648,281	4,000	22,652,281		121,216	310	121,526
1907*		15,772,247	3,300	15,775,547		90,795	112	90,907
1908		22,471,408	7,000	22,478,408		146,849	50	146,899
1909		19,564,546		19,564,546		123,766		123,766
1910		20,070,876	12,450	20,083,326		169,773	1,080	170,853
1911		10,408,084	131,211	10,539,295		141,798	1,081	142,879
1912		33,437,708		33,437,708		300,617		300,617
1913	10,000	27,169,886	392,150	27,572,036	100	201,406	3,065	204,571

* 9 months.

SESSIONAL PAPER No. 10

The Produce of the Fisheries—*Continued.*

FISH—HERRINGS, PICKLED.								Fiscal Years.
Quantities.				Values.				
United Kingdom.	United States.	Other Countries.	Totals.	United Kingdom.	United States.	Other Countries.	Totals.	
Bbbs.	Bbbs.	Bbbs.	Bbbs.	\$	\$	\$	\$	
Included with "Mackerel, Pickled," prior to 1873.								1868
								1869
								1870
								1871
								1872
								1873
19	48,250	63,051	114,320	250	114,132	201,469	315,351	1873
56	71,216	61,701	132,973	63	160,096	203,292	363,151	1874
36	55,833	63,977	119,846	178	234,574	244,206	478,958	1875
1,090	50,143	91,286	142,519	144	198,893	270,744	469,781	1876
170	26,758	80,922	107,850	3,638	173,478	343,009	520,125	1877
183	37,879	75,453	113,515	645	100,950	304,787	406,282	1878
56	34,417	62,646	97,119	544	119,569	270,347	390,460	1879
99	42,286	43,239	85,624	168	110,484	225,767	336,419	1880
69	58,110	39,828	98,007	406	140,533	161,563	302,502	1881
156	80,915	42,812	123,883	321	197,790	158,205	356,316	1882
11	80,342	57,017	137,370	780	306,193	198,757	505,730	1883
392	98,390	52,387	151,169	33	300,455	239,423	539,911	1884
388	28,299	40,569	69,256	957	290,534	171,898	463,389	1885
1	33,386	36,205	69,592	1,439	78,172	122,994	202,605	1886
239	35,389	43,674	79,302	4	116,050	128,956	245,010	1887
30	27,887	52,065	79,982	979	128,264	169,703	298,946	1888
4	28,754	61,160	89,918	122	112,170	200,427	312,719	1889
5	45,923	55,740	101,668	17	94,068	211,179	305,264	1890
9	33,990	51,911	85,910	25	148,119	186,013	334,157	1891
193	39,162	63,139	102,494	27	134,859	201,907	336,823	1892
160	40,715	60,129	101,004	367	151,878	217,434	369,679	1893
35	33,257	70,478	103,770	689	115,712	205,736	322,137	1894
849	28,021	73,579	102,449	175	86,995	230,476	317,646	1895
50	23,428	63,379	86,857	1,753	81,618	208,626	291,997	1896
				150	62,607	178,147	240,904	1897
69	14,193	42,992	57,254	276	46,479	140,256	187,011	1898
86	13,648	39,336	53,070	364	42,084	144,250	186,698	1899
474	21,218	33,516	55,208	1,835	59,543	128,633	190,011	1900
1,564	23,538	15,193	70,295	6,735	83,359	166,835	256,929	1901
1,559	30,965	46,920	79,444	6,747	99,174	187,731	293,652	1902
1,001	25,671	47,527	74,199	4,335	70,659	174,463	249,457	1903
887	34,291	54,718	89,896	3,393	104,331	200,313	308,037	1904
100	35,411	67,962	103,473	450	90,856	265,491	356,797	1905
100	39,076	73,991	113,167	425	103,571	289,412	393,408	1906
656	24,762	79,050	104,468	2,115	78,612	367,677	448,404	1907*
356	36,412	123,025	159,793	1,518	83,809	342,864	428,191	1908
128	34,138	299,637	333,903	564	75,009	707,583	783,156	1909
273	39,492	321,077	360,842	1,560	112,334	709,381	823,275	1910
218	29,962	159,603	189,783	858	59,560	428,956	489,174	1911
14	35,099	132,041	167,154	61	70,980	424,159	495,200	1912
269	42,096	189,125	231,430	1,427	89,041	519,823	610,291	1913

No. 25 (B)—CANADIAN EXPORTS from Canada—

Fiscal Years.	FISH—HERRINGS, SMOKED(a).							
	Quantities.				Values.			
	United Kingdom.	United States.	Other Countries.	Totals.	United Kingdom.	United States.	Other Countries.	Totals.
	Lbs.	Lbs.	Lbs.	Lbs.	\$	\$	\$	\$
1868					7,060	18,462	5,062	30,584
1869					8,812	16,183	7,623	32,618
1870					4,101	20,867	5,287	30,255
1871					6,076	17,528	15,017	38,621
1872					7,014	14,069	24,332	45,415
1873	415,529	156,162	416,101	987,792	10,485	5,722	9,608	25,815
1874	178,582	232,959	295,722	707,263	6,981	6,945	12,940	26,866
1875	145,421	1,129,987	79,288	1,354,696	10,949	33,176	3,425	47,550
1876	709,632	1,773,321	690,498	3,173,451	14,276	41,473	16,588	72,337
1877	303,990	1,674,571	574,222	2,552,783	20,347	26,803	19,663	66,313
1878	239,951	3,802,961	358,647	4,401,559	12,150	44,895	10,363	67,408
1879	189,740	3,314,663	216,965	3,721,368	3,865	39,124	5,979	48,968
1880	439,675	5,370,004	376,034	6,185,713	11,743	72,846	11,201	95,790
1881	222,815	7,893,580	348,131	8,464,526	5,860	112,715	8,645	127,220
1882	218,948	10,226,597	285,092	10,730,637	8,384	144,553	6,884	159,821
1883	11,000	8,121,943	319,586	8,452,529	1,014	161,130	7,241	169,385
1884	75,894	7,373,917	410,137	7,859,948	2,229	140,560	11,468	154,257
1885	204,171	9,717,162	521,379	10,442,712	5,993	133,109	11,491	150,593
1886	14,800	5,133,261	345,745	5,493,806	282	67,225	7,023	74,530
1887	16,360	5,588,058	357,125	5,961,543	409	92,556	7,620	100,585
1888	36,100	6,941,153	224,601	6,301,854	935	105,604	5,629	112,168
1889	15,562	4,591,672	206,897	4,814,131	450	130,114	5,303	135,867
1890	5,850	5,201,567	584,948	5,792,365	259	91,850	14,017	106,126
1891	1,300	4,354,143	976,314	5,331,757	27	87,854	21,682	109,563
1892	18,965	2,573,059	1,137,923	3,729,947	436	45,345	24,901	70,682
1893	5,500	3,253,055	1,307,398	4,565,953	85	41,840	27,294	69,219
1894	5,000	2,978,050	1,056,256	4,039,306	100	55,684	24,130	79,914
1895	56,050	2,154,835	2,747,838	4,958,723	914	40,819	59,640	101,373
1896	97,745	2,998,732	3,040,382	6,136,859	1,612	51,105	53,819	106,536
1897	36,750	2,592,160	2,199,583	4,828,493	1,073	44,548	15,445	91,066
1898	76,005	5,071,567	1,249,020	6,396,592	1,800	89,556	22,215	113,571
1899	78,500	2,972,456	1,307,050	4,358,006	2,021	64,745	22,131	88,897
1900	135,665	4,180,698	1,935,088	6,251,451	3,388	82,705	17,840	103,933
1901	50,300	1,595,735	470,541	2,116,576	1,011	37,713	12,250	50,974
1902	64,350	2,756,224	739,760	3,560,334	1,560	58,769	15,081	73,410
1903	42,994	2,680,577	705,225	3,428,796	1,423	60,893	15,464	77,780
1904	36,795	1,822,090	479,649	2,338,534	1,381	51,888	13,913	67,182
1905	47,200	1,363,400	997,205	2,407,805	1,603	30,340	24,267	56,210
1906	34,930	2,774,800	1,049,333	3,859,063	1,245	69,034	27,724	98,003
1907*	60,140	1,929,863	921,093	2,911,096	1,594	56,712	22,080	80,386
1908	43,730	1,795,427	1,340,527	3,179,684	1,180	40,659	34,365	76,204
1909	28,690	2,156,221	874,787	3,059,698	1,047	49,700	28,110	78,857
1910	73,091	893,349	1,987,248	2,953,688	2,241	20,134	49,880	72,255
1911	7,460	705,574	983,750	1,696,724	148	22,801	22,545	45,494
1912	41,386	1,047,053	1,580,440	2,668,679	1,180	27,524	32,087	60,791
1913	29,130	1,407,576	1,821,525	3,258,231	905	36,928	54,013	91,846

* 9 months. (a) Includes "Fish, all kinds, smoked" prior to 1873.

SESSIONAL PAPER No. 10

The Produce of the Fisheries—*Continued.*

FISH—LOBSTERS, FRESH.

Quantities.				Values.				Fiscal Years.
United Kingdom.	United States.	Other Countries.	Totals.	United Kingdom.	United States.	Other Countries.	Totals.	
Bbls.	Bbls.	Bbls.	Bbls.	\$	\$	\$	\$	
Included with "Sea Fish, Other, Fresh" prior to 1873.								1865
			1,389		5,585	110	5,695	1869
	900		900		361		361	1870
	1,229		1,229		1,788		1,788	1871
								1872
								1873
								1874
								1875
								1876
								1877
	139		139		668		668	1878
	301		301		579		579	1879
1	474		475	5	798		803	1880
	399		399		1,328		1,328	1881
	2,922		2,922		14,410		14,410	1882
	5,107		5,107		31,364		31,364	1883
	10,103		10,103		40,916		40,916	1884
	20,687		20,687		52,469		52,469	1885
	32,077		32,077		81,761		81,761	1886
	31,996		31,996		80,782		80,782	1887
	30,039		30,039		109,024		109,024	1888
	25,189		25,189		110,835		110,835	1889
	29,259	100	29,359		140,039	600	140,639	1890
	37,780	1	37,781		179,422	3	179,425	1891
10	46,592		46,602	75	254,619		254,694	1892
	45,441		45,441		290,966		290,966	1893
86	43,473		43,559	535	257,790		258,325	1894
365	40,552		40,917	2,400	304,375		306,775	1895
	42,540		42,540		340,928		340,928	1896
	33,622		33,622		330,793		330,793	1897
8	38,477		38,485	150	336,575		336,725	1898
35	31,825	4	31,864	383	367,159	16	367,558	1899
	29,664		29,664		305,493		305,493	1900
237	49,240	26	49,503	1,930	299,257	260	301,447	1901
100	35,473		35,573	1,009	364,185		365,194	1902
	33,292		33,292		398,267		398,267	1903
	33,937	66	34,003		384,109	435	384,544	1904
	32,886		32,886		376,336		376,336	1905
728	41,397		42,125	8,511	489,030		497,541	1906
6	13,439		13,445	126	163,346		163,472	1907
42	36,029		36,071	999	479,651		480,650	1908
	34,385		34,385		463,432		463,432	1909
	41,172		41,173		528,341		528,341	1910
260	35,631		35,941	7,818	521,559		529,377	1911
	44,181		44,181		566,946		566,946	1912
162	39,178		39,340	3,150	625,887		629,031	1913

No. 25 (B)—CANADIAN EXPORTS from Canada—

Fiscal Years.	FISH—LOBSTERS, CANNED.							
	Quantities.				Values.			
	United Kingdom.	United States.	Other Countries.	Totals.	United Kingdom.	United States.	Other Countries.	Totals.
	Lbs.	Lbs.	Lbs.	Lbs.	£	£	£	£
1868								
1869								
1870								
1871								
1872								
1873	1,565,305	404,498	3,573	1,973,376	185,712	136,769	539	323,020
1874	3,463,453	851,475	15,252	4,330,180	396,201	124,713	2,619	523,533
1875	2,334,095	2,130,265	68,747	4,533,107	302,356	280,811	9,504	592,671
1876	3,745,512	787,349	42,106	4,574,967	460,606	106,099	5,197	571,902
1877	5,068,172	1,025,882	14,672	6,108,726	554,153	113,394	1,956	669,503
1878	6,589,784	1,488,715	27,372	8,105,871	742,068	180,990	3,531	926,589
1879	8,056,570	2,011,195	403,873	10,471,638	841,941	210,809	51,210	1,103,960
1880	6,124,889	2,586,596	80,294	8,791,779	640,760	267,792	9,435	917,987
1881	10,918,614	2,249,968	126,920	13,295,502	1,103,640	230,303	13,958	1,347,901
1882	10,675,124	3,828,336	305,692	14,809,152	1,046,009	354,593	31,139	1,431,741
1883	10,413,978	4,418,244	274,758	15,106,980	999,780	450,694	28,421	1,478,895
1884	6,899,076	3,688,196	230,915	10,818,187	719,176	404,784	21,684	1,145,644
1885	8,099,001	6,198,975	286,914	14,584,890	903,298	712,870	37,010	1,653,178
1886	7,698,023	4,644,515	1,752,034	14,094,572	925,170	499,779	238,043	1,662,992
1887	8,612,583	3,312,138	847,856	12,772,577	943,347	338,988	96,908	1,379,243
1888	4,867,953	4,823,587	1,652,902	11,344,442	558,061	482,623	179,839	1,220,523
1889	3,677,409	4,409,811	1,175,589	9,262,809	444,979	490,504	160,280	1,095,763
1890	3,420,775	3,851,447	729,133	8,001,355	436,432	460,317	100,905	997,654
1891	4,545,572	6,853,170	601,994	12,000,736	696,711	954,200	99,839	1,750,750
1892	4,994,695	4,253,016	972,157	10,219,868	807,814	680,477	166,771	1,655,062
1893	5,932,272	5,826,273	860,117	12,618,662	829,334	798,726	152,199	1,780,259
1894	7,069,664	4,974,894	1,456,932	13,501,490	1,129,576	683,038	260,721	2,073,335
1895	6,779,238	4,719,454	788,470	12,287,162	985,830	706,838	136,313	1,828,981
1896	7,587,280	5,649,519	1,253,660	14,490,459	1,146,444	777,398	222,467	2,146,309
1897	5,327,248	4,471,478	1,515,343	11,314,069	1,008,158	742,406	324,591	2,075,155
1898	5,832,300	4,062,513	2,023,987	11,918,800	1,147,593	717,489	425,790	2,290,872
1899	4,412,239	3,681,085	2,943,829	11,037,153	927,850	703,444	688,766	2,320,060
1900	3,265,450	4,552,815	2,653,573	10,471,838	760,026	977,094	635,739	2,372,859
1901	3,115,508	4,362,073	3,701,066	11,178,647	697,743	840,237	745,950	2,283,930
1902	4,156,057	3,335,706	2,662,824	10,154,587	882,480	697,835	569,080	2,149,395
1903	4,009,558	3,585,137	3,944,447	11,539,142	925,715	703,258	962,612	2,591,585
1904	3,784,611	3,656,487	3,242,821	10,683,919	908,617	781,737	829,462	2,519,816
1905	4,022,537	4,514,538	3,186,171	11,723,246	889,608	1,059,761	805,229	2,754,598
1906	4,008,680	3,133,960	1,001,762	11,144,402	1,076,332	821,466	1,112,405	3,010,203
1907*	1,276,426	1,454,144	2,437,585	5,168,155	331,811	387,272	619,844	1,368,927
1908	2,226,400	3,502,625	3,745,807	9,474,832	624,767	966,095	1,060,651	2,651,513
1909	2,715,415	2,929,313	3,653,729	9,298,457	784,419	844,019	1,126,596	2,755,034
1910	2,826,622	2,898,370	3,962,537	9,687,529	748,775	732,454	1,137,927	2,619,156
1911	3,064,737	2,985,687	3,559,450	9,609,874	908,273	770,109	1,057,535	2,735,917
1912	3,108,550	2,776,897	4,053,501	9,938,948	1,078,898	895,961	1,105,719	3,080,578
1913	2,824,057	2,415,505	4,010,234	9,249,796	883,120	852,993	1,312,685	3,048,798

* 9 months.

SESSIONAL PAPER No. 10

The Produce of the Fisheries—*Continued.*

FISH—MACKEREL, FRESH.								Fiscal Years.
Quantities.				Values.				
United Kingdom.	United States.	Other Countries.	Totals.	United Kingdom.	United States.	Other Countries.	Totals.	
Lbs.	Lbs.	Lbs.	Lbs.	\$	\$	\$	\$	
Included with "Sea Fish, Other, Fresh," prior to 1874								1868
	2,639		2,639		2,689		2,689	1869
	1,008		6,528	1,200	126		1,326	1870
	22,760		28,808	665	4,632		5,297	1871
	703		703		62		62	1872
	152,821		152,821		7,019		7,019	1873
	92,486		92,486		4,641		4,641	1874
	29,409		29,409		1,424		1,424	1875
	729,962		729,962		22,355		22,355	1876
19,152	278,099		297,251	1,397	11,642		13,039	1877
11,440	476,655		488,095	803	17,569		18,372	1878
5,388	695,315		700,703	440	29,149		29,589	1879
2,450	529,292		531,742	140	8,877		9,017	1880
9,120	324,424	250	333,794	625	13,276	15	13,916	1881
	2,282,687		2,282,687		42,495		42,495	1882
	1,407,193		1,407,193		41,213		41,213	1883
	644,805		644,805		40,371		40,371	1884
	924,576	960	925,536		48,399	60	48,459	1885
	3,737,754		3,737,754		156,419		156,419	1886
	1,743,827	200	1,744,027		100,575	25	100,600	1887
	1,668,125		1,668,125		73,185		73,185	1888
	1,784,070		1,784,070		97,069		97,069	1889
	1,553,317	300	1,553,617		66,881	6	66,887	1890
	2,770,040		2,770,040		100,915		100,915	1891
	1,254,845	400	1,255,245		63,741	20	63,761	1892
	1,488,273	400	1,488,673		63,600	25	63,625	1893
	1,455,910	1,860	1,457,770		86,375	165	86,540	1894
	493,103	379	493,482		26,922	28	26,950	1895
	378,836	1,500	380,336		18,055	79	18,134	1896
	1,915,729	300	1,916,029		66,410	28	66,438	1897
	860,290	60	860,350		22,796	6	22,802	1898
	1,224,424		1,224,424		61,981		61,981	1899
	1,536,722	4,000	1,540,722		90,958	80	91,038	1900
	1,783,420	100	1,783,520		69,453	4	69,457	1901
	3,284,905	2,216	3,287,121		142,998	181	143,179	1902
	1,770,346		1,770,346		83,836		83,836	1903
	2,580,131	150	2,580,281		165,621	15	165,636	1904
	2,255,634		2,255,634		119,919		119,919	1905
	1,420,882		1,420,882		89,730		89,730	1906
	1,031,143		1,031,143		68,175		68,175	1907
	3,118,541		3,118,541		175,488		175,488	1908

No. 25 (B)—CANADIAN EXPORTS from Canada—

Fiscal Years.	FISH—MACKEREL, PICKLED (a).							
	Quantities.				Values.			
	United Kingdom.	United States.	Other Countries.	Totals.	United Kingdom.	United States.	Other Countries.	Totals.
	Bbls.	Bbls.	Bbls.	Bbls.	\$	\$	\$	\$
1868	3,570	105,602	88,823	197,995	9,535	550,270	414,850	974,655
1869	5,009	124,916	87,588	217,513	17,347	550,109	359,149	926,605
1870	8,833	112,915	167,559	289,307	24,347	483,137	443,414	950,898
1871	5,657	80,863	133,396	219,916	18,943	453,480	557,254	1,029,677
1872	3,190	106,583	156,970	266,743	10,003	480,651	663,590	1,154,244
1873	...	78,802	39,600	118,402	...	513,398	172,804	686,202
1874	5	67,693	12,776	80,474	26	615,506	96,896	712,428
1875	394	70,555	42,897	113,846	1,668	523,648	263,605	788,921
1876	213	69,841	21,761	91,815	1,318	575,323	164,995	741,634
1877	10	43,204	30,847	74,061	44	358,460	226,410	584,914
1878	378	100,371	28,205	128,954	2,310	823,963	195,413	1,021,686
1879	611	87,504	53,250	141,365	2,936	563,158	243,210	809,304
1880	174	99,955	52,212	152,341	670	446,389	236,923	683,982
1881	54	118,953	48,278	167,285	271	575,234	218,689	794,194
1882	39	55,873	18,929	74,841	542	338,223	114,348	453,113
1883	2	45,285	22,162	67,449	8	347,360	172,967	520,385
1884	2	85,214	10,600	95,816	16	789,101	87,680	876,797
1885	1	84,497	35,259	119,757	3	625,902	177,037	802,942
1886	3	60,867	35,576	96,446	11	372,709	136,654	509,374
1887	1	79,311	15,015	94,327	4	573,968	83,757	657,729
1888	49	59,128	6,570	65,747	300	522,076	57,339	579,715
1889	...	27,861	1,798	29,659	...	389,519	16,005	405,524
1890	9,858	26,672	445	36,975	124,919	404,003	4,691	533,613
1891	48	70,110	2,645	72,803	240	749,228	24,312	773,780
1892	...	65,567	10,599	76,166	...	568,593	67,283	635,876
1893	...	42,424	4,530	46,954	...	421,857	34,106	455,963
1894	...	33,021	10,875	43,896	...	320,970	77,765	398,735
1895	94	37,657	4,031	41,782	940	358,928	37,529	397,397
1896	...	20,399	1,454	21,853	...	265,041	16,226	281,267
1897	...	13,993	3,644	17,637	...	155,536	36,141	191,677
1898	...	10,505	2,372	12,877	...	132,630	21,445	154,075
1899	...	12,188	1,518	13,706	...	153,431	16,334	169,765
1900	...	9,760	2,088	11,848	...	135,702	20,125	155,827
1901	35	32,766	7,329	40,130	320	227,089	55,748	283,157
1902	382	36,993	8,201	45,576	3,848	286,074	64,930	354,852
1903	40	18,350	1,849	20,239	500	216,559	18,224	235,283
1904	...	31,259	4,993	36,252	...	330,179	42,974	373,153
1905	...	16,668	3,915	20,583	...	183,429	42,642	226,071
1906	...	22,244	8,554	30,798	...	173,826	83,294	257,120
1907*	...	47,753	7,286	55,039	...	368,276	74,404	442,680
1908	...	19,399	9,137	28,527	...	253,783	99,213	352,996
1909	...	28,509	11,993	40,502	...	239,341	100,324	339,665
1910	43	14,378	13,118	27,539	500	176,383	128,830	305,713
1911	...	5,847	3,434	9,281	...	84,137	52,701	136,838
1912	...	6,232	3,211	9,443	...	99,372	37,178	136,550
1913	...	9,210	4,657	13,867	...	123,204	54,072	177,276

* 9 months. (a) Includes "Fish, all kinds, wet salted" prior to 1873.

SESSIONAL PAPER No. 10

The Produce of the Fisheries—*Continued.*

FISH—SAMMON, FRESH.								Fiscal Years.
Quantities.				Values.				
United Kingdom.	United States.	Other Countries.	Totals.	United Kingdom.	United States.	Other Countries.	Totals.	
Lbs.	Lbs.	Lbs.	Lbs.	\$	\$	\$	\$	
.....	58,249	58,249	1868
.....	61,912	61,912	1869
.....	79,035	79,035	1870
.....	12	66,009	66,021	1871
.....	69,132	70	69,202	1872
206,404	448,310	1,500	656,214	21,896	54,084	250	76,230	1873
.....	811,370	811,370	84,024	84,024	1874
.....	647,075	647,075	72,462	72,462	1875
.....	577,739	6,627	584,366	73,745	789	74,534	1876
4,800	1,260,639	1,973	1,267,412	700	121,714	324	122,738	1877
120	2,865,597	27,751	2,893,468	12	260,845	2,302	263,159	1878
9,600	2,441,682	181	2,451,463	1,400	228,425	37	229,862	1879
36,215	1,723,614	738	1,760,567	8,519	172,738	148	181,405	1880
2,652	1,229,259	258	1,232,169	800	124,515	63	125,378	1881
.....	1,016,888	1,016,888	139,053	139,053	1882
.....	1,262,589	220	1,262,809	180,527	36	180,563	1883
.....	1,059,688	73	1,059,761	152,024	11	152,035	1884
.....	2,133,154	2,133,154	223,249	223,249	1885
1,800	2,157,700	2,159,500	160	219,358	219,518	1886
20	1,328,522	1,328,542	5	141,519	141,524	1887
300	1,509,209	1,509,509	30	165,846	165,876	1888
200	1,118,140	3,936	1,122,276	13	123,971	495	124,479	1889
25	991,850	237	992,112	10	112,429	58	112,497	1890
65,100	1,171,166	300	1,236,566	5,810	125,016	12	130,838	1891
154,418	930,560	60,185	1,145,163	15,441	105,636	5,441	126,518	1892
80,000	1,144,891	4,662	1,229,553	4,000	119,380	336	123,716	1893
50,143	1,328,431	46,318	1,424,892	4,841	125,430	3,901	134,172	1894
28,623	1,177,387	120,415	1,326,425	2,843	113,306	8,466	124,615	1895
39,922	2,024,948	242,413	2,307,283	3,042	206,795	12,533	222,420	1896
111,472	1,903,139	19,195	2,033,806	10,122	180,063	1,695	191,880	1897
208,961	1,326,957	6,583	1,542,501	6,404	127,835	561	134,800	1898
64,655	870,146	950	935,751	4,245	89,113	67	93,425	1899
351,265	1,008,508	297,830	1,657,603	32,045	91,058	19,135	142,238	1900
160	1,497,727	71,791	1,569,678	18	136,591	5,019	141,628	1901
774,048	1,271,042	55,261	2,100,351	60,545	131,905	4,446	196,896	1902
321,572	1,171,783	116,184	1,609,539	27,463	125,090	9,158	161,711	1903
366,009	1,204,775	106,582	1,677,366	50,427	122,923	8,721	182,071	1904
102,547	1,132,424	179,261	1,464,232	10,377	126,239	14,953	151,569	1905
2,103,616	2,529,273	204,457	4,837,346	277,332	202,611	12,517	492,460	1906
811,976	65,545	124,226	1,701,747	72,260	73,770	10,463	156,493	1907*
561,617	1,198,143	291,550	2,051,310	52,437	136,519	28,426	217,382	1908
993,979	862,866	114,794	1,971,639	96,520	103,319	8,647	208,486	1909
489,890	1,489,105	20,365	1,999,360	45,218	144,113	1,327	190,658	1910
436,494	1,267,050	703,274	2,406,818	57,390	129,234	27,842	214,466	1911
417,090	1,485,409	150,776	2,053,275	46,806	139,313	13,934	200,053	1912
658,550	1,762,523	216,093	2,637,166	58,934	171,581	19,685	250,200	1913

No. 25 (B)—CANADIAN EXPORTS from Canada—

Fiscal Years.	FISH—SALMON, CANNED.							
	Quantities				Values.			
	United Kingdom.	United States.	Other Countries.	Totals.	United Kingdom.	United States.	Other Countries.	Totals.
	Lbs.	Lbs.	Lbs.	Lbs.	\$	\$	\$	\$
1868	251,248	14,854	3,390	269,492	41,583	1,042	2,240	43,765
1869	336,720	104,910	846	442,476	63,977	14,327	120	78,424
1870	67,400	5,262	1,819	74,481
1871	530,301	51,616	17,841	599,758	96,571	9,046	4,142	109,759
1872	73,422	8,229	391	82,042
1873	38,230	21,598	3,019	62,847
1874	980,833	336,621	26,512	1,343,966	174,869	24,501	5,070	204,440
1875	1,214,197	130,566	201,012	1,545,775	198,642	20,886	31,737	250,765
1876	400,777	216,641	145,802	763,220	51,381	27,337	17,757	96,475
1877	398,515	23,958	163,054	585,527	55,203	2,997	23,491	81,691
1878	1,204,328	1,802,164	320,908	3,327,400	161,685	203,078	42,948	407,711
1879	3,187,774	1,354,090	423,144	4,965,008	400,265	165,344	49,208	614,817
1880	2,511,391	338,484	42,266	2,892,141	264,991	33,335	4,399	302,725
1881	2,663,932	167,379	12,872	2,844,183	279,109	17,544	1,339	297,992
1882	7,008,992	279,728	199,300	7,488,020	845,124	30,533	21,515	897,172
1883	10,737,308	36,531	201,384	10,977,223	1,129,966	5,279	20,978	1,156,223
1884	6,193,968	926,449	228,000	7,348,417	680,758	97,604	23,655	802,017
1885	4,131,648	276,060	633,232	5,040,940	423,415	28,357	59,121	510,893
1886	3,621,740	148,875	316,608	4,087,223	365,660	15,351	32,806	413,817
1887	4,680,192	161,675	493,152	5,335,019	526,756	22,863	52,846	602,465
1888	7,133,081	18,624	1,151,485	8,303,190	806,266	1,621	110,936	918,823
1889	5,304,200	138,762	1,295,511	6,738,473	592,144	16,174	144,503	752,821
1890	16,671,727	486,172	766,155	17,924,054	1,923,271	64,101	82,364	2,069,736
1891	13,576,108	19,004	2,340,598	15,935,710	1,520,536	1,888	222,716	1,745,140
1892	11,325,165	77,010	965,984	12,368,159	1,156,062	5,132	93,385	1,254,579
1893	7,985,652	2,192	231,674	8,219,518	847,449	296	22,633	870,378
1894	23,359,484	11,553	671,074	24,042,111	2,327,602	1,153	57,941	2,386,696
1895	19,771,686	408	752,256	20,524,350	1,934,642	33	74,738	2,009,413
1896	21,861,276	180,578	439,779	22,481,633	2,476,319	15,073	45,363	2,536,755
1897	27,105,355	3,997	852,543	27,961,895	2,776,160	321	79,646	2,856,127
1898	39,178,599	76,330	2,392,066	41,646,995	3,238,166	5,534	186,945	3,430,645
1899	24,058,035	931,125	953,011	25,942,171	2,296,292	46,719	64,470	2,407,481
1900	33,992,556	216,637	2,803,087	37,012,280	2,645,898	18,973	218,459	2,883,330
1901	28,107,945	4,510,848	2,724,631	35,343,424	2,322,111	335,683	231,686	2,889,480
1902	45,867,581	301,486	3,133,587	49,302,654	4,735,613	24,556	252,569	5,012,738
1903	21,675,368	5,497	1,641,627	23,322,492	2,459,499	448	129,713	2,589,660
1904	12,216,045	31,677	3,477,675	15,725,397	1,533,060	3,258	235,808	1,772,126
1905	9,405,968	193,827	3,348,823	12,948,618	1,333,858	16,081	329,075	1,679,014
1906	40,801,698	1,549,568	3,626,857	45,978,123	4,353,379	221,534	368,500	4,943,413
1907*	12,207,053	354,714	2,790,643	15,352,410	1,622,017	52,451	317,543	1,992,011
1908	18,001,736	350,534	4,172,819	22,525,089	2,361,975	39,381	496,363	2,897,719
1909	14,824,781	141,997	3,154,623	18,121,401	2,098,713	17,143	352,623	2,468,479
1910	29,767,131	118,384	4,770,582	34,656,097	3,824,993	14,360	528,652	4,368,005
1911	19,659,947	148,712	5,827,233	25,635,892	2,036,305	21,008	711,271	3,668,584
1912	22,989,444	123,902	7,079,577	30,192,923	2,918,585	18,597	892,996	3,830,178
1913	15,999,137	11,221	6,991,174	23,001,532	2,605,344	1,962	876,804	3,484,110

* 9 months.

SESSIONAL PAPER No. 10

The Produce of the Fisheries—*Continued.*

FISH—SALMON, PICKLED.									Fiscal Years.
Quantities.				Values.					
United Kingdom.	United States.	Other Countries.	Totals.	United Kingdom.	United States.	Other Countries.	Totals.		
Bbls.	Bbls.	Bbls.	Bbls.	\$	\$	\$	\$		
98	3,437	1,225	4,700	1,365	46,169	15,295	62,829	1866	
218	2,054	1,083	3,355	2,388	43,886	12,040	58,314	1869	
9	3,134	1,191	4,334	117	44,415	15,584	60,116	1870	
51	3,930	924	4,905	708	63,508	14,169	78,385	1871	
.....	4,106	29,616	21,570	55,292	1872	
18	2,808	1,921	4,747	211	45,458	22,023	67,692	1873	
309	3,623	3,495	7,427	4,599	50,910	48,239	103,798	1874	
50	1,786	2,479	4,315	400	26,783	25,911	53,094	1875	
310	1,515	2,282	4,107	950	22,171	24,687	47,808	1876	
468	3,220	1,552	5,240	4,637	42,890	16,170	63,697	1877	
68	4,775	3,291	8,134	670	53,478	31,667	85,815	1878	
16	5,483	2,571	8,070	146	55,080	23,685	78,911	1879	
184	3,720	927	4,831	2,359	50,460	7,405	60,224	1880	
278	2,771	772	3,821	2,996	35,764	7,862	46,622	1881	
116	4,946	1,527	6,589	955	62,837	12,671	76,463	1882	
211	4,597	1,335	6,143	1,233	69,853	12,660	83,746	1883	
4	2,986	1,784	4,774	90	47,740	20,002	67,832	1884	
106	3,698	3,526	7,330	702	42,015	30,834	73,551	1885	
98	3,422	1,807	5,327	753	32,225	15,438	48,416	1886	
666	3,266	1,058	4,990	4,533	33,061	11,425	49,019	1887	
160	2,878	3,114	6,152	1,360	34,781	33,572	69,713	1888	
3	2,016	2,522	4,541	43	27,087	26,225	53,355	1889	
127	2,333	874	3,354	930	37,300	10,051	48,281	1890	
2	1,372	1,875	3,249	35	21,744	21,768	43,547	1891	
.....	1,530	820	2,350	3	22,538	10,870	33,411	1892	
182	1,883	694	2,759	4,420	29,763	9,195	43,378	1893	
932	1,787	2,922	5,641	18,501	27,901	30,026	76,428	1894	
503	1,377	1,471	3,351	4,271	18,926	17,613	40,810	1895	
10	1,638	1,924	3,572	250	25,864	16,572	42,686	1896	
153	2,223	1,435	3,811	2,542	39,021	16,835	58,398	1897	
121	2,613	5,429	8,163	367	27,574	24,606	52,547	1898	
46	2,823	5,313	8,182	639	35,328	31,832	67,799	1899	
66	2,400	6,150	8,616	862	35,107	46,025	81,994	1900	
442	3,460	4,166	8,068	4,364	34,664	39,633	78,661	1901	
176	3,305	38,002	41,483	2,675	32,765	151,674	187,114	1902	
1	8,895	33,788	42,684	10	49,960	182,769	232,739	1903	
120	1,387	14,081	15,588	1,727	21,466	54,295	77,488	1904	
89	4,963	71,210	76,262	1,503	45,795	233,164	280,462	1905	
95	79,383	33,879	113,357	1,290	128,649	141,218	271,157	1906	
371	7,572	35,797	43,740	6,436	145,873	249,722	402,031	1907	
.....	3,862	34,859	38,721	82,093	240,642	322,735	1908	
1	2,020	32,581	34,602	14	73,596	251,315	324,925	1909	
1	6,570	40,955	47,526	15	105,432	223,311	328,758	1910	
1	4,920	20,972	25,893	10	70,032	138,114	208,156	1911	
3	4,075	12,534	16,612	47	89,566	190,677	280,290	1912	
220	1,343	6,297	7,860	4,400	26,131	142,795	173,326	1913	

4 GEORGE V., A. 1914

No. 25 (B)—CANADIAN EXPORTS from Canada—

Fiscal Years.	FISH—SALMON OR LAKE TROUT.							
	Quantities.				Values.			
	United Kingdom.	United States.	Other Countries.	Totals.	United Kingdom.	United States.	Other Countries.	Totals.
	Lbs.	Lbs.	Lbs.	Lbs.	£	£	£	£
1868								
1869								
1870								
1871								
1872								
1873								
1874								
1875								
1876								
1877								
1878								
1879								
1880								
1881								
1882								
1883								
1884								
1885								
1886								
1887								
1888								
1889								
1890								
1891								
1892								
1893		390,421		390,421		15,266		15,266
1894		737,270		737,270		28,208		28,208
1895	123,300	230,717	400	354,507	4,722	8,604	11	13,337
1896		572,673	1	572,674		22,282	8	22,290
1897		418,390	400	418,790		16,292	8	16,300
1898		312,516	100	312,616		12,116	5	12,121
1899		746,964	800	747,764		25,306	24	25,330
1900		972,146		972,146		32,207		32,207
1901	1,075	924,823		925,898	34	43,188		43,222
1902		663,653		663,653		41,585		41,585
1903		1,420,933		1,420,933		63,198		63,198
1904		1,845,519		1,845,519		70,298		70,298
1905		1,350,018		1,350,018		57,109		57,109
1906		249,053		249,053		9,054		9,054
1907*		418,511		418,511		17,480		17,480
1908		801,358		801,358		34,214		34,214
1909		815,779		815,779		44,814		44,814
1910		396,850		396,850		21,228		21,228
1911		558,213		558,213		29,724		29,724
1912		243,383		243,383		14,678		14,678
1913		264,771		264,771		14,614		14,614

Not separately stated prior to 1893.

* 9 months.

SESSIONAL PAPER No. 10

The Produce of the Fisheries—Continued.

FISH—SEA FISH OTHER, FRESH.								Fiscal Years.
Quantities.				Values.				
United Kingdom.	United States.	Other Countries.	Totals.	United Kingdom.	United States.	Other Countries.	Totals.	
Lbs.	Lbs.	Lbs.	Lbs.	£	¢	¢	¢	
Included with "Fish, Fresh Water Fish, Fresh," prior to 1873.								1868
								1869
								1870
								1871
								1872
	495,822	405,414	901,236		37,037	5,089	41,126	1873
3,978	7,337,739	672,780	8,014,497	684	89,180	100,330	190,194	1874
	1,358,522		1,358,522		24,145		24,145	1875
	13,075		13,075		418		418	1876
					58,799		58,799	1877
					43,703		43,703	1878
				91	16,246		16,337	1879
				3	12,774		12,777	1880
					6,240		6,240	1881
	251,575		251,575		5,697		5,697	1882
					157,578	7,532	165,110	1883
					216,055	63	216,118	1884
					34,046		34,046	1885
	2,033,033		2,033,033		46,391		46,391	1886
3,920	1,813,923		1,817,843	44	50,961		51,005	1887
	780,539		780,539		24,603		24,603	1888
	1,272,326		1,272,326		38,042		38,042	1-89
	161,783		161,783		3,317		3,317	1890
	137,518		137,518		4,514		4,514	1891
	353,908		353,908		6,475		6,475	1892
90	386,666	8,200	394,956	5	5,066	226	5,297	1893
	497,989		497,989		9,391		9,391	1894
	139,270	3,100	142,370		2,788	67	2,855	1895
	307,516		307,516		9,115		9,115	1896
	143,796		143,796		4,220		4,220	1897
	218,184	820	219,004		6,807	37	6,844	1898
72,840	322,770	798	396,408	2,201	12,715	46	14,962	1899
48,000	206,571		254,571	4,800	7,682		12,482	1900
1,055	300,678	77,174	378,907	33	6,706	2,450	9,189	1901
	705,903		705,903		16,270		16,270	1902
	349,424	11,000	360,424		15,331	390	15,721	1903
	327,541		327,541		12,929		12,929	1904
	418,139		418,139		12,986		12,986	1905
	6,104,076		6,104,076		293,862		293,862	1906
	6,290,675	23,995	6,314,670		358,528	651	359,179	1907*
	8,073,334	17,610	8,090,944		388,939	489	389,428	1908
	3,841,506	80	3,841,586		127,034	12	127,046	1909
54	6,912,726	4,980	6,917,760	9	405,426	176	405,611	1910
	8,139,798	72,050	8,211,848		416,310	1,443	417,753	1911
14,725	9,163,099		9,177,824	300	500,953		501,253	1912
	8,613,809	2,180	8,615,989		500,676	117	500,793	1913

4 GEORGE V., A. 1914

No. 25 (B)—CANADIAN EXPORTS from Canada—

Fiscal Years.	FISH—SEA FISH, OTHER, PICKLED.							
	Quantities.				Values.			
	United Kingdom.	United States.	Other Countries.	Totals.	United Kingdom.	United States.	Other Countries.	Totals.
	Bbls.	Bbls.	Bbls.	Bbls.	£	£	£	£
1868	Included with "Mackerel, pickled," prior to 1873.							
1869								
1870								
1871								
1872								
1873	129	2,727	4,421	7,277	820	13,078	17,058	30,956
1874	30	6,989	6,193	13,212	151	30,836	23,492	54,479
1875	25	165	8,988	9,178	112	571	28,888	29,571
1876	10	1,100	3,907	5,017	100	6,484	20,555	27,139
1877	152	4,006	4,044	8,202	518	19,315	20,627	40,460
1878	352	2,456	1,539	4,347	960	28,675	7,444	37,079
1879	425	2,940	2,665	6,070	1,391	18,878	11,591	31,860
1880	82	3,648	4,419	8,149	382	23,004	17,327	40,713
1881	2	4,657	5,313	9,972	12	25,786	20,542	46,340
1882	1	5,185	5,291	10,477	6	21,512	18,067	39,585
1883	30	2,595	6,122	8,747	63	14,873	26,234	41,170
1884	4	2,879	4,784	7,667	10	10,368	23,714	34,092
1885	1,045	5,877	6,922	4,236	22,250	26,486
1886	10	1,531	1,509	3,050	40	6,149	5,506	11,695
1887	1,890	280	2,170	9,199	1,254	10,453
1888	34	106	140	165	550	715
1889	57	1,985	2,042	324	10,476	10,800
1890	3	1,814	8,469	10,286	14	6,553	33,708	40,275
1891	3,183	7,021	10,204	13,322	29,253	42,575
1892	2	892	7,553	8,447	7	4,874	32,633	37,514
1893	3,496	5,668	9,164	20,164	30,220	50,384
1894	518	9,647	10,165	1,686	42,274	43,960
1895	822	16,318	17,140	2,924	55,436	58,360
1896	2	1,096	12,287	13,385	5	2,017	46,133	48,155
1897	874	11,028	11,902	2,164	39,752	41,916
1898	6,973	12,586	19,559	16,945	42,003	58,948
1899	6,375	14,122	20,497	21,440	42,962	64,402
1900	6,386	9,679	16,065	25,735	41,930	67,665
1901	6,813	7,342	14,155	25,672	31,586	57,258
1902	2	2,313	293	2,608	24	11,386	1,802	13,212
1903	80	2,293	172	2,545	800	24,787	538	26,125
1904	564	762	1,326	5,306	1,626	6,932
1905	700	2,016	353	3,069	1,200	11,497	1,003	13,700
1906	352	745	4,618	5,715	3,164	3,407	25,142	31,713
1907*	6,155	4,203	10,358	33,295	25,789	59,084
1908	1,241	6,526	7,767	10,557	38,176	48,733
1909	1,036	8,462	9,498	4,154	41,143	45,297
1910	3	3,687	13,146	16,836	20	15,441	55,389	70,850
1911	11,164	30,107	41,271	26,588	103,290	129,878
1912	4	4,353	6,142	10,499	34	26,304	39,531	65,869
1913	3,124	11,615	14,739	17,597	52,894	70,491

*9 months

SESSIONAL PAPER No. 10

The Produce of the Fisheries—*Continued.*

FISH—SEA FISH, OTHER, PRESERVED.								Fiscal Years.
Quantities.				Values.				
United Kingdom.	United States.	Other Countries.	Totals.	United Kingdom.	United States.	Other Countries.	Totals.	
Lbs.	Lbs.	Lbs.	Lbs.	\$	\$	\$	\$	
				49,598	3,561	5,410	58,569	1868
				20,930	15,534	2,213	38,677	1869
				68,124	18,755	713	87,592	1870
				19,118	3,280	2,632	25,030	1871
				88,750	16,091	3,527	108,368	1872
47,440	100		47,540	9,272	7		9,279	1873
40,976			40,976	5,509			5,509	1874
								1875
4,560		2,496	7,056	713		164	877	1876
12,752	8,976		21,728	960	1,051		2,011	1877
15,922	54,264		70,186	2,015	5,096		7,111	1878
12,480	2,160	2,392	17,032	1,212	216	254	1,632	1879
				1,221	1,098	83	2,402	1880
2,632	73,648		96,280	1,646	5,773		7,419	1881
2,400	104,086	11,600	118,086	150	7,740	1,105	8,995	1882
	432	250	682		36	75	111	1883
107,070	1,425		108,495	11,600	148		11,748	1884
		7,410	7,440			620	620	1885
81,010	160,141	3,352	244,503	7,888	9,046	271	17,205	1886
	578,113	4,999	583,112		33,370	419	33,989	1887
	127,095		127,095		9,418		9,418	1888
	122,686	490	123,176		7,978	35	8,013	1889
1,200	63,388		64,588	42	4,412		4,454	1890
23,700	106,811	10,427	140,938	2,559	11,227	891	14,677	1891
19,368	55,829	1,108	76,305	1,539	3,518	70	5,127	1892
29,259	59,626	2,567	91,452	3,220	4,646	213	8,079	1893
1,200	4,749	846	6,795	88	594	74	756	1894
	7,300	510	7,810		411	38	449	1895
	21,098		21,098		1,265		1,265	1896
	29,260	30	29,290		1,693	3	1,696	1897
	147,271	1,132	148,403		3,368	113	3,511	1898
28,300	232,011	137,862	398,173	1,571	8,520	1,600	11,691	1899
2,660	168,595	4,062	175,317	170	6,158	430	6,758	1900
	40,479	2,410	42,889		1,564	152	1,716	1901
19,374	735,318	32,193	786,885	944	32,059	2,109	35,112	1902
60	793,431	70,655	864,146	5	32,521	3,795	36,321	1903
9,845	599,177	34,608	643,630	921	34,405	1,954	37,280	1904
5,266	726,419	78,807	810,492	2,109	36,635	4,658	43,402	1905
5,171	856,582	92,074	953,827	272	37,877	4,778	42,927	1906
36,207	826,397	289,575	1,152,179	966	39,759	5,161	45,886	1907*
48,250	1,547,810	210,722	1,806,782	5,050	94,317	8,433	107,800	1908
1,720	835,985	242,622	1,080,327	57	35,509	7,728	43,294	1909
13,983	911,244	326,650	1,251,877	1,155	41,870	8,525	51,550	1910
3,800	1,073,217	931,729	2,008,746	426	50,414	26,570	77,410	1911
18,720	1,423,696	1,208,483	2,650,899	1,093	41,854	21,360	64,307	1912
23,556	1,556,405	1,057,278	2,637,239	2,854	75,707	26,177	104,738	1913

4 GEORGE V., A. 1914

No. 25 (B)—CANADIAN EXPORTS from Canada—

Fiscal Years.	FISH—FRESH WATER FISH, PICKLED.							
	Quantities.				Values.			
	United Kingdom.	United States.	Other Countries.	Totals.	United Kingdom.	United States.	Other Countries.	Totals.
	Bbbs.	Bbbs.	Bbbs.	Bbbs.	\$	\$	\$	\$
1868								
1869								
1870								
1871								
1872								
1873	3	3,341	2,246	5,590	8	14,491	6,268	20,767
1874	263	326	22	611	970	5,877	82	6,929
1875	457	5,689	26	6,172	2,149	30,038	150	32,337
1876	494	4,264	5	4,763	2,778	21,315	22	24,115
1877	398	2,929	506	3,833	1,225	10,975	2,400	14,600
1878	261	3,956	7	4,224	318	15,674	67	16,059
1879	31	1,811	948	2,790	158	10,084	4,309	14,551
1880	100	543	118	761	499	2,514	848	3,861
1881	30	968	30	1,028	155	4,592	163	4,910
1882	7	3,942	38	3,987	30	26,787	326	27,143
1883		6,440	48	6,488		32,644	500	33,144
1884	145	4,812	2	4,959	665	23,096	6	23,767
1885	4	2,692		2,696	36	10,804		10,840
1886	3	1,576	222	1,801	10	9,935	714	10,659
1887	47	3,691	80	3,818	331	19,320	308	19,959
1888	4	3,693	107	3,804	25	23,068	447	23,540
1889		2,561	100	2,661		16,298	551	16,849
1890		913	42	955	4	8,099	172	8,275
1891		1,314		1,314		10,132		10,132
1892	7	641	43	691	55	7,368	283	7,706
1893		2,947	27	2,974		12,680	145	12,825
1894	25	2,011	5	2,041	104	6,622	40	6,766
1895	48	1,769	35	1,852	197	6,988	163	7,348
1896	1	2,146	2	2,149	4	14,909	6	14,919
1897		2,377	4	2,381		7,722	12	7,734
1898	17	3,547	28	3,592	85	11,647	84	11,816
1899		2,802	6	2,808		8,257	17	8,274
1900		3,319		3,319		11,909		11,909
1901	3	3,219	132	3,354	17	15,064	560	15,641
1902		1,535	94	1,629		7,483	494	7,977
1903		1,100	155	1,255		7,803	1,273	9,076
1904		1,987	1,302	3,289		15,350	4,978	20,328
1905	18	1,996	418	2,432	108	13,495	4,676	18,279
1906	17	1,826	3,612	5,455	134	15,087	15,959	31,180
1907*		402	188	590		4,134	1,818	5,952
1908		596	8,596	9,192		7,579	17,450	25,029
1909		676	3,298	3,974		8,106	18,232	26,338
1910	284	2,113	2,464	4,861	891	21,797	22,882	45,570
1911	13	1,618	210	1,841	53	17,448	1,349	18,850
1912	12	2,443	4,746	7,201	156	22,152	26,249	48,557
1913		1,239	58	1,297		13,287	675	13,962

Included with "Mackerel Pickled", prior to 1873.

* 9 months. (a) Includes "Fish, all kinds, fresh, except salmon," prior to 1873.

SESSIONAL PAPER No. 10

The Produce of the Fisheries—*Continued.*

Fish—FRESH WATER FISH, FRESH (a).				FURS AND SKINS, THE PRODUCE OF MARINE ANIMALS.				Fiscal Years.
Values.				Values.				
United Kingdom.	United States.	Other Countries.	Totals.	United Kingdom.	United States.	Other Countries.	Totals.	
\$	\$	\$	\$	\$	\$	\$	\$	
.....	59,993	59,993	9,818	836	204	10,858	1368
.....	101,366	101,366	13,178	1,307	240	14,725	1869
70	85,888	8,439	94,397	82,935	50	238	83,223	1870
14	125,609	620	126,243	62,484	5,202	405	68,091	1871
8	106,795	81	106,884	57,443	55	384	57,882	1872
.....	98,063	46,970	145,632	52,917	110	53,027	1873
.....	42,414	42,414	14,544	4,929	19,473	1874
.....	142,418	142,418	25,353	200	25,553	1875
.....	98,956	225	99,181	20,188	850	164	21,202	1876
40	87,853	87,893	19,666	3,483	23,149	1877
54	164,427	164,481	9,111	326	9,437	1878
.....	133,206	16	133,222	28,583	50	760	29,393	1879
23	157,931	157,954	19,515	66	19,581	1880
.....	211,679	211,679	75,991	29,255	105,246	1881
143	258,825	28	258,996	61,938	17,750	79,688	1882
.....	240,537	375	240,912	70,512	74,530	145,042	1883
.....	340,507	340,507	79,225	320	8,283	87,828	1884
27	447,081	13	447,121	88,031	91,211	179,242	1885
5	426,349	42	426,396	152,695	79,215	231,910	1886
50	461,688	461,738	152,587	155,145	307,732	1887
.....	578,195	578,195	115,579	108,017	734	224,330	1888
.....	598,726	4,937	603,663	121,509	90,865	212,374	1889
.....	577,745	577,745	147,164	171,471	318,635	1890
2,018	601,916	603,934	479,934	56,115	536,049	1891
100	687,865	687,965	948,038	157,206	1,105,244	1892
50	786,751	25	786,826	580,518	13,374	593,892	1893
34	797,798	1,716	799,548	1,038,355	21,837	1,060,192	1894
.....	708,048	74	708,122	1,161,785	2,177	1,163,962	1895
.....	904,367	13	904,380	760,185	1,182	20	761,387	1896
.....	781,917	781,917	460,572	265	460,837	1897
310	843,339	135	843,784	366,559	4,120	370,679	1898
182	833,426	815	834,423	291,300	4,775	296,075	1899
.....	1,066,084	416	1,066,500	537,099	143	537,242	1900
24	1,208,058	5,531	1,213,613	260	322	582	1901
125	1,261,897	989	1,263,011	527,788	5,602	5,140	538,530	1902
.....	1,138,234	1,098	1,139,332	347,480	2,504	869	350,853	1903
.....	1,267,382	767	1,268,149	446,961	2,860	449,821	1904
.....	1,480,271	1,061	1,481,272	208,608	5,887	214,495	1905
613	1,367,524	479	1,368,616	255,168	15,412	3,150	273,730	1906
.....	968,146	3,105	971,251	143,239	18,951	162,190	1907*
.....	1,197,028	48	1,197,076	111,929	62,634	174,563	1908
.....	1,201,388	137	1,201,525	70,658	23,667	19,980	114,305	1909
67	1,275,142	163	1,275,372	59,599	8,432	25	68,056	1910
.....	1,343,296	753	1,344,049	237,493	6,521	15	244,029	1911
.....	1,284,826	191	1,285,017	52,006	4,856	56,850	1912
.....	1,318,868	1,318,868	13,302	10,267	4,475	28,044	1913

+ GEORGE V., A. 1914

No. 25 (B)—CANADIAN EXPORTS from Canada—

Fiscal Years.	OILS—COD, SEAL, WHALE, &c.							
	Quantities.				Values.			
	United Kingdom.	United States.	Other Countries.	Totals.	United Kingdom.	United States.	Other Countries.	Totals.
	Galls.	Galls.	Galls.	Galls.	\$	\$	\$	\$
1868	102,875	69,059	23,906	195,840	53,077	34,867	12,292	100,236
1869	48,713	208,022	15,027	271,762	29,371	98,254	7,391	135,016
1870	51,311	93,707	10,178	155,196	28,295	53,282	5,466	87,043
1871	60,410	63,642	18,851	142,903	34,023	36,397	9,211	79,631
1872	49,526	45,858	7,359	102,743
1873	119,066	77,658	65,268	261,992	56,208	32,598	37,798	126,604
1874	149,099	127,279	7,012	283,390	63,513	62,119	4,062	129,694
1875	84,401	116,545	620	201,566	32,286	56,321	310	88,917
1876	141,397	90,653	29,484	261,534	70,596	44,334	16,453	131,383
1877	138,576	94,404	1,606	234,586	63,841	56,086	858	120,785
1878	75,458	198,195	1,202	274,855	36,419	94,435	696	131,550
1879	207,639	138,810	8,685	355,134	73,316	54,410	3,593	131,319
1880	121,173	204,981	5,845	331,999	47,888	68,762	2,369	118,519
1881	67,151	208,732	611	276,494	27,915	92,321	300	120,536
1882	195,016	186,559	2,368	383,943	80,104	80,174	1,016	161,294
1883	64,749	248,909	2,938	316,596	40,023	115,379	1,763	157,165
1884	52,542	272,890	2,747	328,179	28,375	123,771	1,423	153,569
1885	128,838	165,688	967	295,493	48,394	68,342	509	117,245
1886	93,223	59,233	3,549	156,005	44,795	17,265	1,687	63,747
1887	45,128	43,315	1,143	89,586	14,610	11,832	538	26,980
1888	58,339	88,010	4,754	151,103	17,676	22,061	1,504	41,241
1889	52,687	141,260	1,180	195,127	18,333	36,642	385	55,360
1890	68,046	52,418	1,231	121,695	27,035	13,818	390	41,243
1891	20,823	39,648	1,509	61,980	7,139	10,690	468	18,297
1892	79,719	92,288	389	172,396	26,365	27,054	134	53,553
1893	16,801	186,048	707	203,556	7,281	58,020	216	65,517
1894	13,475	74,977	2,562	91,014	4,851	18,070	1,076	23,997
1895	23,652	119,325	26,846	169,823	7,276	30,156	3,561	40,993
1896	24,413	103,954	2,044	130,411	4,485	27,728	736	32,949
1897	40,285	158,739	3,949	202,973	8,856	38,876	2,182	49,914
1898	13,409	126,839	480	140,728	3,362	31,579	137	35,078
1899	29,392	151,176	1,695	182,263	7,635	38,844	444	46,923
1900	12,451	187,656	138	200,245	3,542	47,419	52	51,013
1901	34,149	146,821	1,595	182,565	10,702	38,514	440	49,656
1902	85,649	171,350	7,479	264,478	28,797	49,819	1,972	80,588
1903	46,345	98,374	21,256	165,975	18,700	28,905	5,949	53,554
1904	7,150	82,865	545	90,560	7,090	39,325	169	46,584
1905	5,014	85,227	4,025	94,266	1,744	40,135	1,406	43,285
1906	244,420	118,169	14,242	376,831	71,600	36,011	4,266	111,877
1907*	332,736	140,272	5,509	478,517	113,381	37,804	1,345	152,530
1908	611,097	114,623	10,527	766,247	223,649	32,906	2,833	259,888
1909	1,066,523	137,873	4,480	1,208,876	397,143	42,845	1,375	441,363
1910	1,147,024	191,969	7,358	1,346,351	331,360	53,064	1,999	386,423
1911	805,076	777,385	7,979	1,590,440	162,778	290,307	2,581	455,666
1912	1,892,029	724,417	2,953	2,619,399	800,473	275,162	666	1,076,301
1913	651,268	1,201,207	40,503	1,892,978	262,978	349,866	15,371	628,155

*9 months.

SESSIONAL PAPER No. 10

The Produce of the Fisheries—*Concluded.*

OTHER PRODUCE OF THE FISHERIES, N.E.S.				TOTAL PRODUCE OF THE FISHERIES.				Fiscal Years.
Values.				Values.				
United Kingdom.	United States.	Other Countries.	Totals.	United Kingdom.	United States.	Other Countries.	Totals.	
\$	\$	\$	\$	\$	\$	\$	\$	
.....	651	51	702	226,915	926,792	2,203,803	3,357,510	1868
.....	1,070	344	1,414	236,249	1,085,611	1,920,850	3,242,710	1869
.....	2,391	3,426	5,817	321,028	943,188	2,344,333	3,608,495	1870
430	1,818	2,248	348,639	897,546	2,748,090	3,994,275	1871
1,355	5,757	1,973	9,085	379,869	851,612	3,154,733	4,386,214	1872
6,175	9,214	1,615	17,001	483,157	1,336,398	2,959,722	4,779,277	1873
3,595	33,255	1,260	38,110	700,813	1,616,663	2,974,892	5,292,368	1874
924	15,502	2,963	19,389	652,870	1,644,826	3,082,831	5,380,527	1875
1,195	17,759	3,542	22,496	687,101	1,475,319	3,338,569	5,500,989	1876
3,544	8,665	1,035	13,244	808,330	1,317,917	3,748,113	5,874,360	1877
1,885	47,914	2,446	52,245	1,043,539	2,367,007	3,443,429	6,853,975	1878
4,136	77,447	1,197	82,780	1,494,846	1,899,190	3,534,835	6,928,871	1879
1,066	51,982	719	53,767	1,154,245	1,738,870	3,686,541	6,579,656	1880
1,405	80,791	536	82,732	1,562,802	2,241,585	3,063,328	6,867,715	1881
1,335	70,100	1,352	72,787	2,129,982	2,441,204	3,110,893	7,682,079	1882
3,890	65,110	1,285	70,285	2,337,072	3,186,218	3,285,828	8,809,118	1883
2,745	44,081	1,008	47,834	1,621,816	3,598,216	3,371,622	8,591,654	1884
818	21,850	3,513	26,181	1,543,014	3,560,731	2,856,256	7,960,001	1885
4,538	19,194	1,374	25,106	1,586,771	2,587,548	2,669,069	6,843,388	1886
2,585	9,201	736	12,522	1,704,190	2,717,509	2,454,111	6,875,810	1887
5,569	8,807	1,151	15,527	1,544,901	3,123,853	3,124,429	7,793,183	1888
5,343	15,455	731	21,529	1,249,928	2,839,980	3,122,300	7,212,208	1889
527	2,255	915	3,697	2,707,422	2,850,528	2,903,956	8,461,906	1890
248	3,158	1,057	4,463	2,747,882	3,807,786	3,159,733	9,715,401	1891
1,557	9,639	1,274	12,470	3,006,810	3,452,036	3,216,552	9,675,398	1892
1,631	3,846	971	6,448	2,347,076	3,503,904	2,892,070	8,743,050	1893
451	2,179	1,695	4,325	4,586,715	3,260,677	3,255,300	11,102,692	1894
194	10,843	1,316	12,353	4,143,994	3,025,171	3,523,082	10,692,247	1895
1,252	2,187	1,674	5,113	4,462,002	3,301,671	3,314,092	11,077,765	1896
386	2,023	3,118	5,527	4,366,081	2,998,655	2,949,587	10,314,323	1897
2,459	12,487	7,585	22,531	4,822,688	2,979,404	3,039,569	10,841,661	1898
1,463	8,041	16,291	25,798	3,610,972	3,179,751	3,118,939	9,909,662	1899
197	12,942	4,833	17,972	4,071,136	3,688,935	3,409,012	11,169,083	1900
6,748	15,514	47,237	69,499	3,113,306	4,224,948	3,382,098	10,720,352	1901
593	19,274	8,057	27,924	6,374,877	4,184,403	3,584,014	14,143,294	1902
2,835	21,593	2,787	27,215	3,904,793	3,760,266	4,135,125	11,800,184	1903
40,411	23,298	12,102	75,811	3,084,930	4,224,226	3,449,873	10,759,029	1904
193	13,015	11,022	24,230	2,524,495	4,593,564	3,996,259	11,114,318	1905
3,019	7,106	1,209	11,334	6,139,577	4,880,407	5,005,856	16,025,840	1906
3,966	9,786	2,712	16,464	2,411,102	3,549,375	4,401,665	10,362,142	1907*
3,216	23,527	1,931	28,674	3,502,590	4,817,904	5,546,874	13,867,368	1908
4,752	15,334	2,301	22,387	3,579,627	4,312,121	5,427,916	13,319,664	1909
3,344	28,861	472	32,677	5,136,215	4,627,051	5,899,896	15,663,162	1910
2,195	26,662	40,910	69,767	4,435,891	4,980,741	6,258,912	15,675,544	1911
94,926	14,503	7,502	116,931	5,132,047	5,378,664	6,193,967	16,704,678	1912
34,044	20,612	113,522	168,178	3,946,471	5,747,688	6,642,562	16,336,721	1913

4 GEORGE V., A. 1914

No. 25 (C)—CANADIAN EXPORTS from Canada—

Fiscal Years.	ASHES—POT AND PEARL.				ASHES—LEACH AND OTHER.			
	Values.				Values.			
	United Kingdom.	United States.	Other Countries.	Totals.	United Kingdom.	United States.	Other Countries.	Totals.
	\$	\$	\$	\$	\$	\$	\$	\$
1868	558,846	160,658	109	719,613	Not separately stated prior to 1878.			
1869	623,031	100,384	158	723,573				
1870	499,087	71,451	5,842	576,380				
1871	605,984	24,918	5,550	636,452				
1872	514,825	122,042	1,377	638,244				
1873	655,415	34,201	689,616				
1874	529,231	9,518	538,799				
1875	524,898	21,330	546,228				
1876	415,097	8,797	423,894				
1877	468,788	3,042	2	471,832				
1878	256,948	40,003	31	296,982	3,797	3,797
1879	206,067	37,159	1,541	244,767	10,260	10,260
1880	274,979	28,466	936	304,381	14,446	14,446
1881	275,932	13,442	1,212	290,586	11,182	11,182
1882	317,481	11,398	328,879	17,291	17	17,308
1883	239,669	19,051	9,335	268,055	49,984	10	49,994
1884	218,674	5,030	840	224,544	21,146	15	21,161
1885	140,074	7,629	8,619	156,322	23,761	31	23,792
1886	117,128	5,134	8,901	131,163	30,838	246	31,084
1887	118,698	7,667	1,223	127,588	40,228	14	40,242
1888	101,966	6,782	13,774	122,522	1	36,446	57	36,504
1889	84,032	2,010	14,337	100,379	31,243	26	31,269
1890	60,495	4,075	11,644	76,214	519	29,570	64	30,153
1891	68,380	16,717	5,895	90,992	33,152	49	33,201
1892	61,581	11,917	991	74,489	40,164	5	40,169
1893	50,106	11,203	451	61,760	3,455	55,651	20	59,126
1894	52,513	4,200	941	57,654	52,038	72	52,110
1895	56,391	7,537	2,327	66,255	56,959	8	56,967
1896	53,665	4,225	3,319	61,209	48,846	37	48,883
1897	42,467	6,329	2,136	50,932	60	50,583	15	50,658
1898	30,173	12,757	2,865	45,795	66,440	70	66,510
1899	42,360	7,794	2,784	52,938	250	57,524	15	57,789
1900	48,623	12,065	2,623	63,311	189	74,724	31	74,944
1901	38,595	7,097	2,887	48,579	1,115	68,091	2,570	71,776
1902	40,927	2,819	1,730	45,476	78,260	62	78,322
1903	34,652	7,913	3,281	45,846	71,466	14	71,480
1904	27,766	7,042	1,025	35,833	65,980	48	66,028
1905	33,408	3,830	700	37,938	9	60,394	32	60,435
1906	26,028	7,524	4,308	37,860	67,674	42	67,716
1907*	18,102	7,069	6,148	31,319	38,042	25	38,067
1908	22,828	968	5,631	29,427	58,168	128	58,296
1909	20,663	1,166	2,378	33,207	58,269	85	58,354
1910	24,511	820	2,432	27,763	61,898	74	61,972
1911	30,229	603	3,165	33,998	61,120	4	61,124
1912	28,998	1,398	1,706	32,102	42,767	42,767
1913	21,617	1,976	1,844	25,437	36,703	36,703

* 9 months.

SESSIONAL PAPER No. 10

The Produce of the Forest.

BARK FOR TANNING.								Fiscal Years.
Quantities.				Values.				
United Kingdom.	United States.	Other Countries.	Totals.	United Kingdom.	United States.	Other Countries.	Totals.	
Cords.	Cords.	Cords.	Cords.	\$	\$	\$	\$	
Not separately stated prior to 1876.								1868
								1869
								1870
								1871
								1872
								1873
								1874
								1875
	43,224		43,224		170,632		170,632	1876
1,114	75,383		76,497	16,969	284,730		301,699	1877
	106,374		106,374		360,259		360,259	1878
	65,892		65,892		227,986		227,986	1879
	112,813		112,813		441,360		441,360	1880
	101,553		101,553		481,758		481,758	1881
65	90,370	1,356	91,791	300	426,055	5,207	431,562	1882
	63,573	1,621	65,194		314,078	7,913	321,991	1883
	75,982		75,982		399,598		399,598	1884
	74,794	4	74,798		364,015	38	364,053	1885
	49,014		49,014		221,815		221,815	1886
	52,755		52,755		235,787		235,787	1887
	56,445		56,445		246,568		246,568	1888
	35,831		35,831		154,699		154,699	1889
	31,698		31,698		141,144		141,144	1890
	46,047		46,047		213,455		213,455	1891
	43,856		43,856		217,552		217,552	1892
	41,872		41,872		205,495		205,495	1893
	30,602		30,602		148,078		148,078	1894
	41,778		41,778		193,727		193,727	1895
	37,133		37,133		177,010		177,010	1896
	24,888		24,888		112,154		112,154	1897
	26,493		26,493		105,057		105,057	1898
	13,879		13,879		48,890		48,890	1899
	16,124		16,124		61,899		61,899	1900
	16,964		17,037	306	61,718		62,024	1901
73	33,647		34,897	5,276	95,085		100,361	1902
1,250	16,769		16,769		74,816		74,816	1903
	14,967		14,967		66,905		66,905	1904
	12,857		12,857		59,552		59,552	1905
	6,608		6,608		33,197		33,197	1906
	5,979		5,979		30,911		30,911	1907*
	7,035		7,035		34,215		34,215	1908
	19,659		19,659		122,118		122,118	1909
	15,087		15,087		83,264		83,264	1910
	12,949		12,949		78,138		78,138	1911
	7,909		7,909		46,708		46,708	1912
	5,802		5,802		29,842		29,842	1913

4 GEORGE V., A. 1914

No. 25 (B)—CANADIAN EXPORTS from Canada—

Fiscal Years.	FIREWOOD.							
	Quantities.				Values.			
	United Kingdom.	United States.	Other Countries.	Totals.	United Kingdom.	United States.	Other Countries.	Totals.
	Cords.	Cords.	Cords.	Cords.	\$	\$	\$	\$
1868	3	226,179	196	226,378	9	495,098	541	495,648
1869	5	244,445	115	244,565	10	527,582	291	527,883
1870	5	233,658	99	235,762	8	519,977	250	520,235
1871	211,264	41	211,305	473,095	151	473,246
1872	41	188,538	119	188,698	123	469,438	220	469,781
1873	263,115	25	263,140	719,678	64	719,742
1874	40	207,184	38	207,222	180	570,107	126	570,413
1875	622	168,669	107	169,398	1,717	406,270	365	408,352
1876	21	176,157	124	176,302	88	349,033	351	349,472
1877	70	167,385	100	167,555	217	337,473	245	337,935
1878	26	166,865	43	166,934	136	318,784	117	319,037
1879	4	155,185	104	155,239	16	299,423	270	299,709
1880	614	152,036	318	152,968	2,475	292,086	626	295,187
1881	45	145,494	55	145,594	128	311,910	132	312,170
1882	220	170,239	116	170,575	675	366,390	419	367,484
1883	15	164,836	49	164,900	74	388,659	177	388,910
1884	12	158,605	80	158,697	24	353,570	235	353,829
1885	68	145,106	71	145,245	165	316,299	183	316,647
1886	9	155,087	82	155,178	40	313,214	226	313,480
1887	152,141	87	152,228	311,715	216	311,931
1888	6	156,650	70	156,726	18	337,806	178	338,002
1889	157,485	20	157,505	339,990	40	340,030
1890	133,224	47	133,271	281,125	173	281,298
1891	147,674	106	147,780	314,591	279	314,870
1892	179,103	55	179,158	370,152	149	370,301
1893	1	181,398	18	181,417	3	354,392	34	354,429
1894	148,929	149	149,078	286,808	228	287,036
1895	115,512	54	115,566	222,009	175	222,184
1896	118,681	39	118,720	222,309	80	222,389
1897	96,166	52	96,218	173,799	122	173,921
1898	79,904	68	79,972	140,761	136	140,897
1899	70,660	81	70,741	123,540	171	123,711
1900	67,159	44	67,203	117,663	88	117,751
1901	90	44,139	22	44,251	180	90,680	45	90,905
1902	43,850	23	43,873	91,407	100	91,507
1903	48,815	43	48,858	115,634	135	115,769
1904	30,553	33	30,586	71,887	74	71,961
1905	34,722	45	34,767	84,819	130	84,949
1906	31,374	78	31,452	68,881	241	69,122
1907*	60	18,073	131	18,264	180	48,921	331	49,432
1908	28,938	256	29,194	82,998	777	83,775
1909	29,409	280	29,689	77,458	823	78,281
1910	18,413	142	18,555	46,604	412	47,016
1911	19,304	142	19,446	45,965	401	46,366
1912	17,593	200	17,793	57,936	697	58,633
1913	16,434	266	16,700	48,523	896	49,419

* 9 months.

SESSIONAL PAPER No. 10

The Produce of the Forest.—Continued.

LOGS, ALL KINDS (a).								Fiscal Years.
Quantities.				Values.				
United Kingdom.	United States.	Other Countries.	Totals.	United Kingdom.	United States.	Other Countries.	Totals.	
M. Ft.	M. Ft.	M. Ft.	M. Ft.	\$	\$	\$	\$	
					170,489		170,489	1868
					96,339	8	96,347	1869
					112,115		112,115	1870
	17,128		17,128		84,465		84,465	1871
	13,199		13,199		64,347		64,347	1872
	13,177		13,177		86,701		86,701	1873
	9,549		9,549		50,272		50,272	1874
	5,530		5,530		24,314		24,314	1875
103	9,120	137	9,360	414	32,366	1,162	33,942	1876
1,259	14,362	13	15,634	19,888	48,426	163	68,477	1877
34	20,391	959	21,384	922	81,648	2,209	84,779	1878
64	24,900	67	25,031	841	93,823	113	94,777	1879
	34,041	4	34,045		134,013	24	134,037	1880
60	37,707	65	37,832	300	195,286	488	196,074	1881
318	46,450	67	46,835	8,186	274,083	866	283,135	1882
321	43,812	51	44,184	2,576	259,784	192	262,552	1883
201	45,717	51	45,969	820	228,579	471	229,870	1884
	47,790	39	47,829		225,532	326	225,858	1885
138	66,035	120	66,293	3,709	309,447	809	313,965	1886
100	66,607	27	66,734	5,350	341,083	205	346,638	1887
111	72,049	44	72,204	6,594	383,526	739	390,859	1888
213	93,507	133	93,853	8,627	564,620	3,848	577,095	1889
71	103,416	42	103,529	672	681,265	592	682,529	1890
263	105,126	75	105,464	6,346	722,845	1,025	730,216	1891
14	149,785	83	149,882	1,640	1,112,687	1,596	1,115,923	1892
437	198,014	162	198,613	7,581	1,508,116	1,460	1,517,157	1893
2,258	338,231	57	340,546	110,499	2,749,370	1,383	2,861,252	1894
131	283,537	64	283,732	5,033	2,227,819	563	2,233,415	1895
619	204,542	66	205,227	13,890	1,717,143	288	1,731,321	1896
1,216	260,590	57	261,863	30,300	2,090,823	305	2,121,428	1897
791	209,762	88	210,641	10,618	1,789,439	260	1,800,317	1898
299	184,887	23	185,209	4,761	1,564,525	125	1,569,411	1899
1,022	87,362	23	88,407	16,843	743,452	115	760,410	1900
52,471	82,878	2,432	137,781	443,951	589,904	21,696	1,055,551	1901
1,388	74,318	51	75,757	16,297	549,119	424	565,840	1902
1,949	49,777	77	51,803	29,795	401,313	3,020	434,128	1903
3,265	51,132	892	55,289	44,724	364,292	10,617	419,633	1904
2,988	65,938	446	69,372	36,920	439,500	3,356	479,776	1905
1,531	71,180	155	72,866	32,226	523,542	1,494	557,262	1906
2,086	44,375	18	46,479	38,948	421,390	217	460,555	1907*
2,074	69,206	43	71,323	30,366	668,137	635	699,138	1908
1,011	110,017	15	111,043	19,164	909,011	176	928,351	1909
2,965	109,877	190	113,032	39,324	958,969	1,388	999,681	1910
1,187	122,862	467	124,516	26,689	1,161,823	4,739	1,193,251	1911
1,772	84,275	73	86,120	27,440	738,156	1,896	767,492	1912
4,498	96,591	129	101,218	74,403	950,630	3,423	1,028,456	1913

(a) Includes 'Shingle bolts' prior to 1869.

4 GEORGE V., A. 1914

No. 25 (C)—CANADIAN EXPORTS from Canada—

Fiscal Years.	LUMBER—BASSWOOD, BUTTERNUT AND HICKORY.							
	Quantities.				Values.			
	United Kingdom.	United States.	Other Countries.	Totals.	United Kingdom.	United States.	Other Countries.	Totals.
	M. Ft.	M. Ft.	M. Ft.	M. Ft.	\$	\$	\$	\$
1868	534	64	9	607	10,600	679	198	11,477
1869	384	174	15	573	7,140	1,025	287	8,452
1870	596	162	56	814	11,818	1,291	1,745	14,854
1871	1,906	243	6	2,155	43,018	2,556	40	45,614
1872	996	490	15	1,501	19,551	4,509	450	24,510
1873	498	137	242	877	12,129	1,067	4,396	17,592
1874	1,404	46	1,450	17,948	287	18,235
1875	1,900	205	6	2,111	35,441	2,655	170	38,271
1876	909	1,122	2,031	28,596	11,229	39,825
1877	1,196	687	25	1,908	32,542	6,917	300	39,759
1878	622	349	89	1,060	16,482	2,509	2,415	21,406
1879	207	322	81	610	5,275	3,517	1,092	9,884
1880	487	1,370	68	1,925	9,598	11,973	2,033	23,604
1881	949	946	1,895	28,892	7,689	36,581
1882	911	407	99	1,417	27,256	2,557	3,045	32,858
1883	853	702	5	1,560	26,486	9,579	102	36,167
1884	878	365	7	1,250	25,024	4,775	152	29,951
1885	504	939	16	1,459	14,447	11,610	417	26,474
1886	671	140	4	815	17,473	1,050	88	18,611
1887	354	381	8	743	9,915	4,928	200	15,043
1888	248	17	63	328	7,050	195	1,450	8,695
1889	482	460	115	1,057	16,561	7,003	6,770	30,334
1890	1,088	1,942	98	3,128	23,840	27,019	2,268	58,167
1891	319	1,113	17	1,449	11,879	15,354	1,334	28,567
1892	495	2,067	51	2,613	20,369	30,563	3,561	54,493
1893	466	228	88	782	16,818	3,779	4,769	25,366
1894	366	274	164	804	11,340	12,325	4,415	28,080
1895	295	2,133	45	2,473	12,857	37,971	3,690	54,518
1896	614	643	45	1,302	26,140	15,724	3,704	45,568
1897	445	363	97	905	32,461	5,236	5,677	43,374
1898	485	711	29	1,225	28,272	7,798	1,411	37,481
1899	341	1,081	60	1,482	16,641	13,597	1,537	31,775
1900	484	1,348	21	1,853	18,654	20,860	189	39,703
1901	12,630	1,946	125	14,701	361,914	36,682	2,480	401,076
1902	558	2,711	287	3,556	16,754	55,616	7,900	80,270
1903	266	3,266	264	3,796	13,366	48,910	9,719	71,995
1904	61	1,792	167	2,020	5,150	30,519	5,582	41,251
1905	1,363	105	1,468	20,894	3,459	24,383
1906	287	1,672	160	2,119	5,077	31,286	5,545	41,908
1907*	248	5,886	165	6,299	5,832	100,977	6,345	113,154
1908	460	4,457	36	4,953	13,691	80,121	1,598	95,410
1909	271	2,561	63	2,895	6,761	52,179	2,560	61,500
1910	165	2,795	114	3,074	4,912	61,576	3,958	70,446
1911	331	3,514	165	4,010	11,755	75,844	5,845	93,444
1912	659	1,252	140	2,051	24,303	33,361	5,224	62,888
1913	340	607	88	1,035	9,418	13,392	3,103	25,913

* 9 months.

SESSIONAL PAPER No. 10

The Produce of the Forest—Continued.

LUMBER—DEALS, PINE. (a).								Fiscal Years.
Quantities.				Values.				
United Kingdom.	United States.	Other Countries.	Totals.	United Kingdom.	United States.	Other Countries.	Totals.	
St. Hd.	St. Hd.	St. Hd.	St. Hd.	\$	\$	\$	\$	
142,566	991	2,839	146,396	3,926,596	17,802	45,363	3,989,761	1868
184,183	452	2,482	187,117	5,232,563	11,984	49,036	5,293,583	1869
156,255	1,424	2,378	160,057	4,840,947	24,189	56,281	4,921,417	1870
134,897	4,665	1,849	141,411	4,728,185	94,664	40,043	4,862,892	1871
169,716	3,610	1,157	174,483	5,018,614	65,919	29,445	5,113,978	1872
246,681	3,923	2,285	252,889	6,005,901	90,040	46,019	6,141,960	1873
329,355	359	2,002	331,716	7,830,825	6,372	61,692	7,898,889	1874
200,278	1,169	8,608	210,055	8,078,557	23,374	272,807	8,374,038	1875
220,021	635	3,307	223,963	7,626,479	15,616	86,039	7,728,134	1876
241,179	3	12,925	254,107	7,794,393	115	342,762	8,137,270	1877
236,680	469	15,509	252,658	7,225,773	12,667	399,602	7,638,042	1878
185,339	360	13,584	199,283	4,666,201	7,403	344,248	5,017,852	1879
195,652	416	17,545	213,613	5,348,172	10,567	416,895	5,775,634	1880
226,115	2,500	31,690	260,305	7,715,534	66,168	895,066	8,676,768	1881
220,216	1,975	41,403	263,594	6,635,582	83,783	1,226,136	7,945,501	1882
231,717	2,398	31,953	266,068	7,355,144	148,637	1,152,760	8,656,541	1883
254,824	2,128	29,262	286,214	7,610,813	66,754	918,056	8,595,623	1884
72,143	474	11,324	83,941	2,679,270	22,698	591,764	3,293,732	1885
75,586	4	8,515	84,105	3,148,161	288	503,000	3,651,449	1886
74,664	519	7,733	82,916	2,944,230	21,445	480,954	3,446,629	1887
57,801	12	2,229	60,042	2,200,015	416	144,340	2,344,771	1888
56,730	106	308	57,144	2,246,811	5,519	17,803	2,270,133	1889
92,461	42	1,559	94,062	3,690,969	954	83,098	3,775,021	1890
81,381	399	81,780	2,871,869	19,929	2,891,798	1891
64,122	823	64,945	2,403,766	26,104	2,429,870	1892
69,979	125	70,104	3,111,018	3,804	3,114,822	1893
65,589	65	65,654	2,748,896	2,173	2,751,069	1894
60,456	62	60,518	2,310,040	1,875	2,311,915	1895
83,878	316	84,194	3,025,569	12,222	3,037,791	1896
67,660	19	72	67,751	3,262,180	881	2,026	3,266,087	1897
77,736	2	485	78,223	3,788,871	90	25,986	3,814,947	1898
88,219	3,352	91,571	3,943,781	185,857	4,129,638	1899
69,392	1,853	509	71,754	3,223,585	31,730	21,201	3,276,516	1900
67,086	2,028	1,458	70,572	2,698,508	81,578	57,742	2,837,828	1901
62,518	3,096	577	66,191	3,015,694	118,209	30,649	3,164,552	1902
84,349	988	1,981	87,318	3,536,822	34,638	81,007	3,652,467	1903
51,175	2,070	2,964	56,210	2,740,702	99,504	135,408	2,975,614	1904
35,917	4,215	331	40,463	1,870,794	185,868	20,260	2,076,922	1905
34,335	4,481	195	39,011	2,166,525	172,785	14,617	2,353,927	1906
22,956	2,302	17	25,275	1,521,931	99,511	3,076	1,624,518	1907*
3,274	1,875	71	25,220	1,577,762	86,751	2,159	1,666,672	1908
25,315	1,130	280	26,725	1,617,354	61,519	15,404	1,694,277	1909
23,873	1,332	180	25,385	1,556,229	83,305	13,903	1,653,437	1910
21,704	1,932	596	24,232	1,406,444	115,529	42,545	1,564,518	1911
16,671	816	661	18,148	1,331,006	46,248	39,655	1,416,909	191
17,507	1,956	493	19,956	1,285,363	78,355	22,490	1,386,708	1913

(a) Includes "Deals, spruce and other," prior to 1885.

Fiscal Years.	LUMBER—DEALS, SPRUCE AND OTHER.							
	Quantities.				Values.			
	United Kingdom.	United States.	Other Countries.	Totals.	United Kingdom.	United States.	Other Countries.	Totals.
	St. Hd.	St. Hd.	St. Hd.	St. Hd.	\$	\$	\$	\$
1868								
1869								
1870								
1871								
1872								
1873								
1874								
1875								
1876								
1877								
1878								
1879								
1880								
1881								
1882								
1883								
1884								
1885	111,276	83	15,904	127,663	2,684,311	11,765	395,469	3,091,545
1886	145,063	2,147	13,662	160,872	3,580,579	54,804	365,996	4,061,379
1887	149,581	1,647	15,828	167,056	3,622,386	41,018	380,071	4,043,475
1888	150,603	3,230	8,137	161,970	3,654,480	81,761	211,403	3,947,644
1889	156,864	1,224	7,273	165,361	4,069,104	31,399	195,205	4,295,708
1890	189,772	1,995	7,598	199,365	5,110,239	53,441	210,451	5,374,131
1891	173,603	3,209	9,630	186,442	4,462,446	83,940	270,936	4,817,322
1892	147,068	1,143	11,521	159,732	3,710,627	27,265	301,409	4,039,301
1893	166,960	6,937	7,711	181,608	4,255,006	189,368	203,079	4,647,453
1894	195,297	17,047	7,380	219,724	4,925,640	441,928	200,063	5,567,631
1895	183,682	17,716	6,670	208,068	4,610,219	481,890	179,789	5,271,898
1896	195,607	19,453	8,372	223,432	4,865,305	500,100	214,341	5,579,746
1897	240,885	11,466	10,595	262,946	6,513,224	315,746	265,515	7,094,485
1898	263,342	11,291	18,110	292,743	7,094,801	310,308	513,257	7,918,366
1899	253,044	16,769	25,542	295,355	6,751,921	462,453	634,063	7,848,437
1900	277,904	13,058	16,675	307,637	7,522,397	351,562	414,001	8,287,960
1901	293,981	23,297	1,315	338,593	7,142,602	479,263	552,439	8,174,304
1902	208,845	15,238	18,553	242,636	6,399,763	460,057	591,328	7,451,148
1903	231,419	8,524	11,863	251,806	7,643,753	257,647	414,054	8,315,454
1904	203,331	7,593	11,918	222,842	7,210,740	260,145	449,559	7,920,444
1905	186,403	10,273	10,929	207,605	6,188,553	350,176	360,040	6,898,769
1906	169,105	15,280	4,390	188,775	5,827,309	569,600	157,703	6,554,612
1907*	165,640	7,455	3,311	176,406	6,114,045	327,976	133,891	6,875,912
1908	160,132	10,269	6,686	177,087	6,057,286	410,462	202,925	6,670,673
1909	125,287	8,817	4,765	138,869	4,782,490	351,825	187,475	5,321,790
1910	144,852	12,461	1,476	158,789	5,825,732	572,103	63,445	6,461,280
1911	148,651	5,291	4,593	158,535	6,471,153	247,708	220,149	6,939,010
1912	137,456	11,494	5,312	154,262	5,309,113	491,544	212,394	6,013,051
1913	114,797	18,115	1,923	134,835	4,683,821	743,561	86,161	5,513,543

Included with "Deals, Pine," prior to 1885.

* 9 months.

SESSIONAL PAPER No. 10

The Produce of the Forest.—Continued.

LUMBER—DEAL ENDS.								Fiscal Years.
Quantities.				Values.				
United Kingdom.	United States.	Other Countries.	Totals.	United Kingdom.	United States.	Other Countries.	Totals.	
St. Hd.	St. Hd.	St. Hd.	St. Hd.	\$	\$	\$	\$	
				129,628		2,150	131,778	1868
6,477	17	186	6,680	149,044	270	1,976	151,290	1869
				206,602	1,887	13,791	222,280	1870
6,637		48	6,685	158,317	2	551	158,870	1871
42,966		422	43,388	218,981		8,621	227,602	1872
7,896	15	61	7,972	229,529	250	876	230,655	1873
8,197	316	104	8,617	268,885	1,925	1,524	272,334	1874
9,425	60	381	9,866	342,468	98	10,019	352,585	1875
10,662	1,584	109	12,355	323,428	23,201	1,451	348,080	1876
15,544	38	595	16,177	349,254	109	10,409	359,772	1877
11,117	14	676	11,807	270,993	493	11,753	283,239	1878
10,610	2	516	11,128	217,491	17	8,259	225,767	1879
8,648	3	842	9,493	208,788	82	13,631	222,501	1880
9,677	1	1,115	10,793	304,355	18	20,541	324,914	1881
8,774		1,327	10,101	220,320		25,687	246,007	1882
11,267		858	12,125	310,320		19,225	329,545	1883
11,813	31	930	12,774	300,153	593	15,069	315,815	1884
8,967	96	765	9,828	249,747	1,520	13,772	265,039	1885
9,999	25	958	10,982	282,268	399	19,368	302,035	1886
10,530	33	902	11,465	250,411	561	11,606	262,578	1887
9,963	8	369	10,280	254,675	174	5,907	260,756	1888
9,800		261	10,061	236,337		6,106	242,443	1889
10,253		90	10,643	328,511		9,604	338,115	1890
10,673	9	509	11,191	269,830	181	11,087	281,098	1891
11,542		487	12,029	281,018		9,483	290,501	1892
11,895		295	12,190	289,697		5,781	295,478	1893
15,978		636	16,614	470,679		13,645	484,324	1894
16,150	60	460	16,670	454,993	873	8,394	464,260	1895
17,127	242	542	17,911	506,331	5,192	9,123	520,646	1896
19,181	103	344	19,628	623,110	2,151	6,932	637,193	1897
20,876	218	1,129	22,223	616,015	5,432	19,596	641,043	1898
19,915	13	902	20,830	753,728	363	16,367	770,458	1899
19,028	181	556	19,765	543,055	4,214	17,600	564,869	1900
22,105	2,592	1,411	26,108	588,422	51,789	41,173	681,384	1901
14,074	466	733	15,273	444,863	10,064	17,088	472,015	1902
16,357	247	604	17,208	529,434	5,872	16,463	551,769	1903
10,763	256	254	11,273	393,386	6,679	7,024	407,089	1904
10,790	364	519	11,673	364,809	10,430	17,288	392,527	1905
9,810	253	110	10,173	364,252	8,062	3,047	375,361	1906
8,091	240	46	8,377	279,327	14,589	1,623	295,539	1907
7,858	355	319	8,532	298,089	10,956	9,464	318,509	1909
7,248	273	397	7,918	285,743	7,516	12,012	305,271	1909
3,134	480	533	9,147	334,481	14,142	18,531	367,154	1910
7,244	245	802	8,291	310,295	6,888	27,028	344,211	1911
6,672	684	393	7,749	281,978	19,567	12,550	314,095	1912
4,403	1,080	603	6,086	176,449	30,141	21,809	228,399	1913

4 GEORGE V., A. 1914

No. 25 (C)—CANADIAN EXPORTS from Canada—

Fiscal Years.	LUMBER—JOISTS AND SCANTLING (a).							
	Quantities.				Values.			
	United Kingdom.	United States.	Other Countries.	Totals.	United Kingdom.	United States.	Other Countries.	Totals.
	M. Ft.	M. Ft.	M. Ft.	M. Ft.	\$	\$	\$	\$
1868	36,997	53,274	12,310	102,581
1869	93,611	71,305	16,049	180,965
1870	99,029	97,239	30,400	226,668
1871	82,940	124,995	20,788	228,723
1872	103,799	125,622	26,922	256,343
1873	117,927	95,160	38,020	251,107
1874	81,297	41,602	19,845	142,744
1875	75,892	40,890	17,093	133,875
1876	66,214	5,678	4,631	76,523
1877	11,264	1,244	718	13,226	84,193	9,745	7,152	101,090
1878	12,635	1,131	1,746	15,532	88,165	7,476	15,610	111,251
1879	10,672	9,351	1,086	21,109	58,310	58,631	10,040	126,981
1880	11,015	4,756	2,226	17,997	67,019	29,743	16,959	113,721
1881	10,421	6,547	2,150	19,118	70,605	43,021	19,099	132,725
1882	10,561	6,579	2,997	20,137	80,352	42,673	26,053	149,078
1883	6,815	6,485	2,307	15,607	47,960	46,236	21,218	115,414
1884	8,279	6,196	1,886	16,361	57,383	44,107	16,643	118,133
1885	7,198	5,911	2,522	15,631	49,994	42,765	26,816	119,575
1886	5,265	8,709	4,130	18,104	36,930	66,487	47,953	151,370
1887	5,849	6,553	1,593	13,995	38,820	50,895	16,672	106,387
1888	4,862	20,388	2,370	27,620	34,900	148,894	24,272	208,066
1889	5,163	12,230	2,617	20,010	33,191	96,250	26,832	156,273
1890	7,212	10,261	1,858	19,331	55,823	83,765	20,331	159,919
1891	5,628	12,197	2,071	19,896	38,928	98,148	23,115	160,191
1892	4,791	8,839	1,706	15,336	33,072	67,874	17,525	118,471
1893	6,211	8,198	4,547	18,956	43,198	67,382	46,143	156,723
1894	6,014	10,966	5,563	22,543	41,434	95,209	50,795	187,488
1895	6,542	13,884	2,201	22,627	46,348	117,947	20,385	184,680
1896	6,874	28,959	9,296	45,129	52,649	270,425	79,380	402,454
1897	12,749	24,461	12,786	49,996	113,448	212,245	112,281	437,974
1898	16,993	8,575	6,016	31,584	122,373	69,975	53,925	246,273
1899	15,730	8,657	4,731	29,118	109,802	78,414	46,752	234,968
1900	13,938	7,093	5,471	26,402	108,254	70,403	57,007	235,664
1901	29,270	9,242	3,341	41,853	262,791	85,869	38,490	387,150
1902	21,167	15,708	1,292	38,167	195,013	156,486	16,466	367,965
1903	30,261	10,825	3,312	44,398	290,131	121,393	39,670	451,194
1904	36,966	9,848	2,930	49,744	368,433	113,428	42,977	524,838
1905	38,112	66,542	14,150	118,804	363,327	305,458	199,616	868,401
1906	36,086	47,421	7,300	90,807	379,933	556,562	109,893	1,046,388
1907*	38,466	19,291	5,212	62,969	428,614	251,201	81,378	761,193
1908	42,236	32,356	10,520	85,112	463,285	412,902	170,278	1,046,465
1909	33,664	29,971	4,047	67,682	354,668	393,522	65,430	813,620
1910	42,330	44,129	12,645	99,104	487,262	594,938	213,165	1,295,365
1911	35,584	41,532	11,786	88,902	434,534	571,723	196,575	1,202,832
1912	29,222	47,953	10,673	87,848	358,009	641,156	181,740	1,180,905
1913	24,142	76,875	5,295	106,312	278,306	1,079,107	96,825	1,454,238

* 9 months. (a) "Scantling only," prior to 1889.

SESSIONAL PAPER No. 10

The Produce of the Forest.—Continued.

LUMBER—LATHS, PALINGS AND PICKETS (b).								Fiscal Years.
Quantities.				Values.				
United Kingdom.	United States.	Other Countries.	Totals.	United Kingdom.	United States.	Other Countries.	Totals.	
M.	M.	M.	M.	\$	\$	\$	\$	
				29,108	110,782	4,092	143,982	1868
				33,448	157,659	1,440	192,547	1869
595	127,951	2,211	130,757	1,096	136,444	2,758	140,298	1870
1,169	153,677	1,854	156,700	1,458	154,712	2,006	158,176	1871
440	142,184	3,905	146,529	559	156,423	5,885	162,867	1872
1,791	176,372	5,069	183,232	1,982	198,816	9,039	209,837	1873
937	138,750	2,414	142,101	1,231	157,110	4,053	162,394	1874
2,022	132,414	2,200	136,636	2,040	126,417	3,458	131,915	1875
6,137	110,668	2,518	119,323	30,337	117,143	5,423	152,903	1876
8,177	108,822	2,642	119,641	42,873	97,428	6,663	146,961	1877
9,439	94,613	3,259	107,311	44,626	91,193	9,306	145,125	1878
18,290	97,165	2,522	117,977	36,991	90,908	8,587	136,486	1879
5,061	116,250	1,588	122,899	23,644	114,639	4,985	143,268	1880
5,342	169,611	2,439	177,392	27,375	147,900	5,479	180,754	1881
5,327	151,935	5,031	162,293	20,809	173,439	14,533	208,781	1882
5,342	147,014	5,486	157,842	26,684	186,501	17,452	230,637	1883
9,048	196,474	7,062	212,584	51,273	273,430	26,757	351,460	1884
3,555	136,765	7,387	147,707	22,084	220,507	27,636	270,227	1885
3,854	141,220	5,214	150,288	18,508	213,881	25,870	258,259	1886
4,011	231,997	6,640	242,648	16,569	301,536	25,826	343,931	1887
2,453	232,139	3,140	237,732	16,570	329,971	14,341	360,832	1888
1,909	238,145	10,246	250,300	11,157	323,346	39,127	373,630	1889
4,500	274,492	5,402	284,394	28,738	345,053	13,709	392,500	1890
2,262	271,328	5,988	279,578	17,184	363,655	11,333	392,172	1891
1,088	246,061	7,617	254,766	5,820	332,044	26,428	364,292	1892
5,628	300,500	4,226	310,354	32,524	464,449	9,854	506,827	1893
2,352	349,958	4,824	357,134	18,927	515,177	18,067	552,171	1894
1,790	354,331	4,103	360,224	12,627	469,011	11,306	492,944	1895
653	421,368	5,032	427,053	3,726	509,650	15,019	528,395	1896
1,061	428,974	3,199	433,234	7,224	500,361	7,691	515,276	1897
2,288	332,019	5,298	339,605	13,012	351,500	11,769	376,281	1898
8,430	319,004	5,564	332,998	19,549	401,237	11,537	432,323	1899
5,287	341,526	8,492	355,305	25,606	490,531	15,969	532,103	1900
10,385	304,459	10,774	325,618	46,618	536,832	20,250	603,720	1901
1,466	473,121	6,385	480,972	19,682	806,882	14,150	840,714	1902
2,455	474,819	5,249	482,523	28,188	998,279	12,445	1,038,912	1903
2,690	352,375	7,369	362,434	28,836	787,613	19,440	835,939	1904
2,547	539,154	6,180	547,881	30,206	1,165,454	17,772	1,213,432	1905
2,052	660,762	6,193	669,007	32,234	1,697,026	14,141	1,743,401	1906
2,683	572,254	3,955	578,892	17,890	1,525,675	14,651	1,558,216	1907*
1,615	605,679	13,122	620,416	38,505	1,651,120	50,861	1,740,486	1908
4,489	721,586	12,119	738,194	29,793	1,744,485	31,851	1,806,129	1909
3,691	793,896	11,538	809,125	18,204	2,048,846	39,887	2,106,937	1910
20,351	694,779	24,272	739,402	69,044	1,776,108	126,108	1,971,260	1911
27,167	671,351	8,079	706,597	77,100	1,821,518	30,543	1,929,161	1912
15,535	711,854	13,202	740,591	51,801	1,915,030	38,298	2,005,129	1913

(b) Includes "Lathwood," prior to 1870.

No. 25 (C)—CANADIAN EXPORTS from Canada—

Fiscal Years.	LUMBER—PLANKS AND BOARDS (a).							
	Quantities.				Values.			
	United Kingdom.	United States.	Other Countries.	Totals.	United Kingdom.	United States.	Other Countries.	Totals.
	M. Ft.	M. Ft.	M. Ft.	M. Ft.	\$	\$	\$	\$
1868	12,758	587,291	70,976	671,025	110,154	5,734,281	796,254	6,640,689
1869	8,541	586,100	83,218	677,859	74,345	5,644,059	972,552	6,690,956
1870	9,021	748,553	89,308	846,882	96,028	7,053,720	1,106,851	8,256,599
1871	4,540	726,760	98,250	829,550	59,891	6,996,959	1,299,024	8,355,874
1872	4,720	771,995	121,494	898,209	61,819	7,036,752	1,625,824	8,724,395
1873	3 265	747,886	150,583	901,734	41,596	9,318,692	1,996,811	11,357,099
1874	10,927	776,896	123,971	911,794	229,961	7,130,456	1,860,724	9,221,141
1875	12,584	465,610	101,492	579,686	187,769	4,623,012	1,414,000	6,224,781
1876	13,795	323,117	84,752	421,664	176,129	3,453,604	1,017,737	4,647,470
1877	24,090	319,997	81,133	425,220	333,610	3,212,728	967,069	4,513,407
1878	19,830	333,863	84,157	437,900	301,733	3,105,195	968,224	4,375,152
1879	15,419	327,946	102,661	446,026	180,916	2,914,780	1,023,500	4,119,196
1880	18,441	563,963	98,798	681,202	217,470	4,670,187	992,624	5,880,281
1881	20,900	562,827	68,894	652,621	254,527	6,083,609	763,396	7,101,532
1882	18,788	602,821	78,168	699,777	258,180	7,097,938	911,744	8,267,862
1883	11,657	537,517	82,974	632,148	140,269	6,861,052	1,020,774	8,022,095
1884	24,484	557,266	88,951	670,701	297,786	7,056,508	1,085,700	8,439,994
1885	19,156	562,542	74,202	655,900	251,070	6,956,248	846,560	8,053,878
1886	17,016	514,985	53,202	585,203	241,360	5,853,021	543,497	6,637,878
1887	12,673	508,304	59,850	580,827	155,221	6,209,023	643,193	7,007,437
1888	10,940	553,939	76,513	641,392	131,769	6,831,950	823,797	7,787,516
1889	13,437	617,688	90,775	721,900	158,443	7,187,101	996,926	8,342,470
1890	26,438	592,410	78,370	697,218	299,588	6,745,075	887,292	7,931,955
1891	14,041	686,577	75,175	775,793	162,520	7,633,262	831,130	8,626,912
1892	17,192	612,954	83,145	713,291	169,332	7,056,686	824,335	8,050,353
1893	27,127	723,639	103,680	854,446	288,244	8,313,222	1,039,217	9,640,683
1894	25,428	541,711	101,452	668,591	385,093	6,562,289	999,619	7,947,001
1895	28,426	535,573	103,724	667,723	493,486	6,054,825	859,273	7,407,584
1896	36,920	690,431	91,178	818,529	583,393	7,041,074	838,952	8,513,419
1897	63,043	887,715	123,423	1,074,181	948,090	8,612,241	1,257,581	10,817,912
1898	71,814	357,945	84,850	514,609	1,074,519	3,706,887	830,131	5,611,537
1899	93,011	421,854	134,183	649,048	1,283,396	4,352,393	1,240,434	6,876,223
1900	86,500	651,149	104,805	842,454	1,165,605	7,331,243	1,114,430	9,611,278
1901	117,074	504,579	114,042	735,695	1,532,860	6,582,695	1,264,950	9,380,505
1902	114,622	683,423	136,037	934,082	1,623,292	9,365,302	1,580,397	12,568,991
1903	98,134	724,677	131,430	954,241	1,552,756	10,571,940	1,881,092	14,005,788
1904	89,232	594,871	140,331	824,434	1,615,397	8,905 959	2,187,256	12,707,912
1905	80,266	689,003	153,542	922,811	1,299,226	10,166,961	2,383,088	13,849,275
1906	81,176	889,268	153,066	1,123,510	1,499,438	13,700,968	2,757,619	17,958,025
1907*	68,169	658,071	154,847	881,087	1,215,421	11,245,616	2,869,596	15,330,633
1908	75,097	809,532	205,930	1,090,559	1,562,047	15,338,460	4,187,062	21,087,569
1909	71,819	773,616	157,750	1,003,185	1,469,768	14,803,793	2,894,217	19,167,778
1910	72,567	970,391	212,377	1,255,275	1,387,439	17,877,349	3,987,917	23,252,705
1911	79,778	847,948	199,997	1,127,723	1,659,701	15,948,790	3,901,278	21,509,766
1912	96,769	776,991	182,680	1,056,440	1,962,877	13,634,083	3,742,768	19,339,728
1913	81,618	926,538	140,784	1,148,940	1,825,549	16,247,450	2,766,099	20,839,098

* 9 months (a) Includes "Joists" prior to 1889.

SESSIONAL PAPER No. 10

The Produce of the Forest—*Continued.*

LUMBER—SHINGLES.								Fiscal Year.
Quantities.				Values.				
United Kingdom.	United States.	Other Countries.	Totals.	United Kingdom.	United States.	Other Countries.	Totals.	
M.	M.	M.	M.	\$	\$	\$	\$	
.....	89,620	37,751	127,371	190,865	66,268	257,133	1868
46	95,504	22,997	118,547	182	189,924	44,977	235,083	1869
16	89,853	22,259	112,128	32	178,619	39,591	218,242	1870
.....	102,125	16,690	118,815	204,357	34,054	238,411	1871
.....	91,606	17,983	109,589	197,684	43,746	241,430	1872
500	97,956	20,468	118,924	1,100	241,316	60,648	303,064	1873
118	115,411	19,666	135,195	310	268,304	47,441	316,055	1874
.....	85,444	27,080	112,524	202,071	72,469	274,540	1875
.....	36,388	24,571	60,959	81,669	54,398	136,067	1876
.....	30,046	19,388	49,434	60,581	39,262	99,843	1877
1	37,160	31,672	68,833	1	76,896	67,588	144,485	1878
695	43,179	35,199	79,073	2,053	71,556	75,737	149,346	1879
.....	49,123	18,238	67,361	88,755	32,690	121,445	1880
.....	70,293	23,020	93,313	144,553	43,891	188,444	1881
14	77,808	21,524	99,346	15	191,144	47,426	238,585	1882
.....	76,615	23,796	100,411	233,615	49,915	283,530	1883
1,734	70,348	22,869	94,951	4,229	165,922	37,833	207,984	1884
3	52,287	26,886	79,176	6	133,298	50,428	183,732	1885
.....	55,197	13,957	69,154	116,182	26,165	142,347	1886
.....	63,044	8,889	71,933	136,905	14,223	151,123	1887
20	139,366	12,452	151,838	25	289,005	22,163	311,193	1888
240	174,462	18,765	193,467	240	368,312	36,128	404,680	1889
2,651	135,415	40,735	178,801	6,685	296,933	37,254	340,872	1890
.....	188,969	19,949	208,918	400,891	38,038	438,929	1891
3,241	276,674	10,933	290,848	7,536	575,883	16,446	599,865	1892
.....	357,464	13,913	371,377	734,158	21,655	755,813	1893
4,725	365,223	18,638	388,586	7,681	716,225	30,837	754,743	1894
3,680	343,971	13,284	360,935	7,361	657,992	22,038	687,391	1895
.....	456,679	9,052	465,731	886,103	13,438	899,541	1896
.....	671,021	12,533	683,554	1,184,083	17,283	1,201,366	1897
.....	551,640	14,119	565,759	973,807	20,499	994,306	1898
98	536,680	27,222	564,000	654	939,243	36,256	976,153	1899
.....	593,839	15,370	609,209	1,109,296	22,210	1,131,506	1900
47,920	563,440	11,729	623,089	88,782	1,037,335	19,333	1,145,450	1901
.....	769,495	11,665	781,160	1,505,850	19,536	1,525,386	1902
.....	790,525	7,752	798,277	1,596,181	13,962	1,610,143	1903
.....	814,350	19,689	834,039	1,679,625	31,613	1,711,238	1904
.....	779,768	19,454	799,222	1,587,127	33,440	1,620,567	1905
395	918,143	22,939	941,477	990	1,874,249	33,247	1,908,486	1906
.....	627,101	9,271	636,372	1,325,958	14,896	1,340,854	1907*
137	1,073,463	17,000	1,090,600	274	2,518,517	29,194	2,547,985	1908
864	1,057,338	35,610	1,093,812	2,626	2,520,339	58,790	2,581,755	1909
399	918,788	19,425	938,612	1,274	2,298,055	32,114	2,331,443	1910
.....	711,624	23,933	735,557	1,648,448	37,313	1,685,761	1811
.....	577,167	21,308	598,475	1,451,878	29,610	1,481,488	1912
82	542,311	21,626	564,019	160	1,374,569	34,387	1,409,116	1913

4 GEORGE V., A. 1914

No. 25 (C)—CANADIAN EXPORTS from Canada—

Fiscal Years.	LUMBER—SHOOKS.				LUMBER—STAVES AND HEADINGS.			
	Values.				Values.			
	United Kingdom.	United States.	Other Countries.	Totals.	United Kingdom.	United States.	Other Countries.	Totals.
	\$	\$	\$	\$	\$	\$	\$	\$
1868		84,590	395,865	480,455	509,987	187,240	85,969	783,196
1869		78,113	506,806	584,919	472,197	114,273	40,241	626,711
1870		27,432	565,434	592,866	427,182	101,174	62,046	590,402
1871		72,473	638,464	710,937	507,559	79,784	81,330	668,673
1872		51,365	508,753	560,118	629,840	115,978	67,010	812,828
1873		115,424	596,677	712,101	597,961	125,358	66,956	790,275
1874		64,856	355,208	420,064	605,455	139,616	82,226	827,297
1875		46,718	241,912	288,630	471,779	24,361	145,851	641,991
1876		16,838	188,328	205,166	365,466	26,827	80,802	473,095
1877	5,500	17,911	164,290	187,701	545,516	23,515	68,718	637,749
1878		12,818	61,620	74,438	362,770	20,858	59,287	442,915
1879		13,511	82,388	95,899	124,069	29,461	21,161	174,691
1880		22,876	46,634	69,510	140,595	40,101	29,201	209,897
1881	35	29,101	40,279	69,415	147,458	36,804	26,071	210,333
1882		35,118	45,364	80,482	92,509	151,018	50,490	294,017
1883	855	10,255	39,589	50,699	116,668	192,796	37,185	346,649
1884	4,270	30	25,913	30,213	57,783	256,777	19,115	333,675
1885	3,161	9,444	16,105	28,710	25,613	312,890	20,998	359,501
1886	1,779	79,064	5,263	86,106	9,450	329,076	6,681	345,207
1887	16,476	102,571	13,436	132,483	6,924	273,519	11,973	292,416
1888	15,499	214,800	12,957	243,256	39,565	160,593	9,039	209,197
1889	14,064	363,340	21,630	399,034	65,760	314,710	17,985	398,455
1890	23,113	141,327	34,063	198,503	57,862	333,836	10,876	402,574
1891	41,667	121,105	38,944	201,716	49,878	337,355	15,178	402,411
1892	42,784	75,910	46,359	165,053	34,895	416,040	8,618	459,553
1893	32,934	48,218	38,060	119,212	39,867	555,074	11,630	606,571
1894	34,875	38,408	31,956	105,239	36,640	592,998	11,439	641,077
1895	75,456	44,557	33,593	153,606	25,222	603,015	10,035	638,272
1896	63,099	37,047	25,464	125,610	87,176	604,912	9,895	701,983
1897	38,546	18,037	24,043	80,626	48,491	643,077	7,813	699,351
1898	83,400	20,905	13,129	117,434	57,227	336,539	7,317	401,083
1899	164,976	36,077	24,107	225,160	68,913	448,608	9,610	527,131
1900	121,713	59,899	69,745	251,357	65,641	475,730	8,445	549,816
1901	211,420	95,738	69,240	376,398	71,112	362,139	5,722	438,973
1902	221,402	62,656	86,347	370,405	68,124	224,092	8,831	301,047
1903	270,731	73,604	95,837	440,172	43,250	235,012	6,100	284,362
1904	196,496	53,150	93,815	343,461	47,735	145,064	14,691	207,490
1905	301,663	43,552	93,464	438,679	38,736	100,830	5,359	144,925
1906	268,550	31,625	67,603	367,778	35,198	67,945	8,713	111,856
1907*	223,132	18,756	41,832	283,720	32,008	118,598	4,096	154,702
1908	108,617	20,634	76,296	205,547	53,962	151,585	10,329	215,876
1909	17,070	13,646	85,999	116,715	19,614	60,690	9,897	90,201
1910	137,149	26,300	77,272	240,721	26,468	35,309	32,702	94,479
1911	231,703	8,323	49,048	289,074	24,904	46,250	33,779	104,933
1912	116,881	12,388	113,834	243,103	30,014	35,483	20,037	85,534
1913	167,887	19,768	77,387	265,042	19,272	20,128	18,307	57,707

*9 months.

SESSIONAL PAPER No. 10

The Produce of the Forest.—Continued.

LUMBER—ALL OTHER, N.E.S.				TOTAL LUMBER.				Fiscal Years.
Values.				Values.				
United Kingdom.	United States.	Other Countries.	Totals.	United Kingdom.	United States.	Other Countries.	Totals.	
\$	\$	\$	\$	\$	\$	\$	\$	
2,043			2,043	4,755,113	6,379,513	1,408,469	12,543,095	1868
543		59	602	6,063,073	6,268,612	1,633,423	13,965,108	1869
715		299	1,014	5,683,449	7,621,995	1,879,196	15,184,640	1870
7,213		834	8,047	5,588,581	7,730,502	2,117,134	15,436,217	1871
2,808	5	25	2,833	6,055,971	7,754,257	2,316,681	16,126,909	1872
14,895	2,207	100	17,202	7,023,020	10,188,330	2,819,542	20,030,892	1873
7,806	467	214	8,487	9,043,718	7,810,995	2,432,927	19,287,640	1874
5,200	393	48	5,641	9,198,451	5,089,989	2,177,827	16,466,267	1875
25,769	61,983	278	88,030	8,642,418	3,813,788	1,439,087	13,895,293	1876
44,305	41,655	319	89,279	9,232,186	3,473,704	1,606,944	14,312,834	1877
32,238	32,755	2,856	67,849	8,342,781	3,362,860	1,598,261	13,303,902	1878
11,430	14,606	1,082	27,118	5,302,736	3,204,390	1,576,094	10,093,220	1879
22,146	23,582	174	45,902	6,037,432	5,012,505	1,555,826	12,605,763	1880
29,482	26,695	498	56,675	8,578,263	6,585,558	1,814,320	16,978,141	1881
15,934	76,559	6,752	99,245	7,350,957	7,854,229	2,357,230	17,562,416	1882
5,693	83,200	7,639	96,532	8,030,079	7,771,871	2,365,859	18,167,809	1883
18,393	139,129	5,559	163,121	8,427,107	8,008,025	2,150,837	18,585,969	1884
27,392	184,542	2,613	214,547	6,007,095	7,907,287	1,992,578	15,906,960	1885
53,151	293,440	21,732	368,323	7,389,659	7,007,692	1,565,613	15,962,964	1886
66,560	475,106	52,385	594,051	7,127,512	7,617,507	1,650,539	16,395,558	1887
90,863	517,988	439,719	1,048,570	6,445,411	8,575,747	1,709,388	16,730,546	1888
133,745	299,676	405,491	838,912	6,985,413	8,996,656	1,770,003	17,752,072	1889
93,220	251,828	428,575	773,623	9,723,628	8,279,231	1,742,521	19,745,380	1890
58,904	370,617	80,840	510,361	7,945,105	9,424,508	1,341,864	18,751,477	1891
64,168	241,211	56,361	361,740	6,773,387	8,823,476	1,336,629	16,933,492	1892
205,597	326,642	270,310	802,549	8,314,903	10,702,292	1,654,302	20,671,497	1893
30,709	209,792	180,306	420,807	8,711,914	9,184,351	1,543,315	19,439,580	1894
40,466	344,001	253,585	638,052	8,089,075	8,812,082	1,403,963	18,305,120	1895
142,619	380,515	165,134	688,268	9,356,007	10,250,742	1,436,672	21,043,421	1896
76,119	238,419	25,716	340,254	11,667,893	11,732,477	1,733,558	25,133,928	1897
112,531	147,374	4,117	264,022	12,991,021	5,930,615	1,501,137	20,422,773	1898
115,910	223,016	32,886	371,812	13,229,271	6,955,401	2,239,406	22,424,078	1899
150,113	388,862	9,874	548,849	12,944,623	10,334,330	1,750,671	25,029,624	1900
255,020	190,624	28,066	473,710	13,260,049	9,540,564	2,099,885	24,900,498	1901
196,292	159,378	17,979	373,649	12,200,879	12,924,592	2,390,671	27,516,142	1902
241,139	268,003	37,739	546,881	14,149,570	14,211,479	2,608,088	30,969,137	1903
207,838	135,667	41,236	384,741	12,814,763	12,216,653	3,028,601	28,060,017	1904
189,264	204,009	18,820	412,093	10,646,578	14,140,759	3,152,636	27,939,973	1905
161,192	276,764	25,271	463,227	10,740,698	18,986,872	3,197,399	32,924,969	1906
114,298	235,732	21,815	371,845	10,252,408	15,264,589	3,193,199	28,710,286	1907*
132,372	137,243	25,557	295,172	10,305,890	20,818,751	4,765,723	35,890,364	1908
164,835	243,184	12,754	420,773	8,750,722	20,252,698	3,376,389	32,379,809	1909
245,810	315,696	55,003	616,509	10,024,960	23,927,619	4,537,897	38,490,476	1910
208,644	195,303	27,214	431,161	10,828,177	20,640,914	4,666,882	36,135,973	1911
152,356	93,948	53,498	299,802	9,643,637	18,281,174	4,441,833	32,366,664	1912
168,082	75,156	4,958	248,196	8,666,608	21,596,657	3,169,824	33,433,089	1913

4 GEORGE V., A. 1914

No. 25 (C)—CANADIAN EXPORTS from Canada—

Fiscal Years.	MASTS AND SPARS.				MATCH BLOCKS.			
	Values.				Values.			
	United Kingdom.	United States.	Other Countries.	Totals.	United Kingdom.	United States.	Other Countries.	Totals.
	\$	\$	\$	\$	\$	\$	\$	\$
1868	52,975	15,404	17,159	85,538				
1869	40,112	12,511	10,790	63,413				
1870	8,311	19,546	8,743	36,600				
1871	6,387	21,158	11,368	38,913				
1872	17,181	23,072	13,694	53,947				
1873	1,687	27,887	9,440	39,014				
1874	41,405	39,559	17,907	98,871				
1875	19,215	52,262	33,295	104,772				
1876	37,931	15,483	12,010	65,424				
1877	15,385	15,833	25,794	57,012				
1878	30,437	12,116	17,597	60,150				
1879	6,893	7,900	6,386	21,179				
1880	16,627	10,389	6,410	33,426				
1881	14,513	33,305	6,777	54,595				
1882	4,173	27,979	3,368	35,520	Not separately stated prior to 1897.			
1883	2,960	21,175	20,062	44,197				
1884	18,014	21,274	6,242	45,530				
1885	24,204	5,746	12,741	42,691				
1886	15,719	12,063	9,672	37,454				
1887	13,315	6,416	8,921	28,652				
1888	1,986	9,204	4,865	16,055				
1889	5,276	2,528	3,363	11,167				
1890	5,399	11,986	1,907	19,292				
1891	102	22,735	5,342	28,179				
1892	1,965	4,544	6,179	12,688				
1893	757	1,241	5,935	7,933				
1894	79	2,418	4,641	7,138				
1895	312	688	2,539	3,539				
1896	1,648	3,744	2,408	7,800				
1897	280	2,646	2,926	37,584	37,584
1898	432	2,016	2,448	15,892	15,892
1899	954	3,041	3,995	2,777	28,698	75	31,550
1900	275	3,230	3,505	2,448	18,691	21,428	42,567
1901	427	2,947	3,374	972	10,899	9,657	21,528
1902	1,777	6,188	7,965	1,090	1,777	29,734	32,601
1903	1,023	6,345	7,368	6,350	727	21,018	28,095
1904	30	3,121	4,182	7,333	6,524	1,038	32,145	39,707
1905	4,006	4,173	8,179	8,134	3,349	2,827	14,310
1906	841	7,661	8,502	29,721	205	29,926
1907*	2,847	2,560	5,407	9,867	963	10,830
1908	1,602	5,604	7,206	275	275
1909	1,560	5,810	7,370	132	2,989	3,121
1910	610	3,934	4,544	36,505	3,953	40,458
1911	456	3,504	3,960	56,706	6,095	62,801
1912	1,881	4,257	6,138	364	2,263	100	2,727
1913	462	4,162	4,624	2,847	1,710	4,557

* 9 months.

SESSIONAL PAPER No. 10

The Produce of the Forest.—Continued.

PILING.				POLES—HOP, HOOP, TELEGRAPH AND OTHER.				Fiscal Years.
Values.				Values.				
United Kingdom.	United States.	Other Countries.	Totals.	United Kingdom.	United States.	Other Countries.	Totals.	
£	£	£	£	£	£	£	£	
Not separately stated prior to 1876.				Not separately stated prior to 1876.				1863
								1869
								1870
								1871
								1872
								1873
								1874
								1875
								1876
								1877
Not separately stated prior to 1893.				657	25,720	429	26,149	1876
				109	42,763	223	43,643	1877
				487	21,925	1,977	24,011	1878
				680	45,217	911	46,615	1879
				2,137	168,258	31	168,969	1880
				843	157,094	363	159,594	1881
				753	204,106	105	205,054	1882
				16	226,335	103	227,191	1883
				180,926	104	181,046	1884
				84,789	84,789	1885
50	106,665	30	106,745	1886				
.....	92,303	394	92,697	1887				
750	146,750	147,500	1888				
538	96,726	270	97,534	1889				
.....	92,326	92,326	1890				
1,234	142,796	366	144,396	1891				
440	83,141	83,581	1892				
.....	200	113,763	67	114,030	1893			
.....	61,815	100	65,524	6,165	71,789	1894		
.....	67,696	300	67,996	135	24,206	15,389	39,730	1895
.....	67,355	400	67,755	1,235	40,078	9,190	50,503	1896
.....	69,104	3,746	72,850	1,643	42,900	16,689	61,232	1897
.....	135,154	135,154	481	22,837	12,808	36,126	1898
.....	69,049	34,958	104,007	41,908	13,274	55,182	1899
.....	93,346	93,346	488	38,063	10,321	48,872	1900
40	103,881	105	104,026	1,332	64,152	3,007	68,491	1901
600	207,444	435	208,479	9,773	92,664	1,388	103,825	1902
.....	122,049	445	122,494	40	56,209	1,661	57,910	1903
.....	91,715	91,715	3,610	30,973	880	35,463	1904
.....	142,290	274	142,564	2,850	43,521	99	46,470	1905
.....	194,053	20	194,073	2,374	95,433	2,738	100,545	1906
.....	116,316	650	116,966	1,005	81,868	2,142	85,015	1907*
.....	298,966	2,406	301,372	116,424	982	117,406	1908
.....	74,002	2,063	76,065	31	43,896	226	44,153	1909
.....	129,418	2,100	131,518	55,810	367	56,177	1910
.....	170,734	1,014	171,748	78,055	30	78,085	1911
.....	202,374	380	202,754	74,190	74,190	1912
.....	127,062	3,538	130,600	750	65,148	1,010	66,908	1913

4 GEORGE V., A. 1914

No. 25 (C)—CANADIAN EXPORTS from Canada—

Fiscal Years.	PULP WOOD, BLOCKS OF.							
	Quantities.				Values.			
	United Kingdom.	United States.	Other Countries.	Totals.	United Kingdom.	United States.	Other Countries.	Totals.
	Cords.	Cords.	Cords.	Cords.	£	\$	\$	\$
1868								
1869								
1870								
1871								
1872								
1873								
1874								
1875								
1876								
1877								
1878								
1879								
1880								
1881								
1882								
1883								
1884								
1885								
1886								
1887								
1888								
1889								
1890					22,808	57,197		80,005
1891					18,362	170,636		188,998
1892					36,146	183,312		219,458
1893					13,461	371,981	650	386,092
1894					24,250	369,010		393,260
1895					9,396	458,613		468,009
1896					27,580	600,285		627,865
1897					33,931	677,221		711,152
1898					34,772	876,690	579	912,041
1899					28,099	809,795	4,192	842,086
1900					38,370	864,077	325	902,772
1901					32,198	1,364,821		1,397,019
1902					120,445	1,194,593		1,315,038
1903						1,558,560		1,558,560
1904		479,238		479,238		1,788,049		1,788,049
1905		593,624		593,624		2,600,814		2,600,814
1906		614,286		614,286		2,649,106		2,649,106
1907*		452,846		452,846		1,998,805		1,998,805
1908		901,861		901,861		4,655,371		4,655,371
1909		794,986		794,986		4,356,391		4,356,391
1910		965,271		965,271		6,076,628		6,076,628
1911		936,791		936,791		6,092,715		6,092,715
1912		879,775		879,775		5,697,901		5,697,901
1913		1,003,594		1,003,594		6,806,445		6,806,445

Not separately stated prior to 1890.

* 9 months.

SESSIONAL PAPER No. 10

The Produce of the Forest.—*Continued.*

SHINGLE BOLTS, OF PINE OR CEDAR.								Fiscal Years.
Quantities.				Values.				
United Kingdom.	United States.	Other Countri.	Totals.	United Kingdom.	United States.	Other Countries.	Totals.	
Cords.	Cords.	Cords.	Cords.	\$	\$	\$	\$	
Included with "Logs, all kinds," prior to 1869.								1868
					27,498		27,498	1869
					39,889		39,889	1870
					54,472		54,472	1871
					31,408		31,408	1872
					18,372		18,372	1873
	2,987		2,987		11,634		11,634	1874
	1,112		1,112		3,871		3,871	1875
	1,236		1,236		3,499		3,499	1876
	719		719		1,727		1,727	1877
	304		304		747		747	1878
	121		121		385		385	1879
	717		717		2,202		2,202	1880
	1,168		1,168		3,386		3,386	1881
	1,516		1,516		5,653		5,653	1882
	637		637		2,685		2,685	1883
	721		721		2,857		2,857	1884
	756		756		2,906		2,906	1885
	271		271		936		936	1886
	503		503		3,410		3,410	1887
	81		81		738		738	1888
								1889
	480		480		4,975		4,975	1890
	130		130		295		295	1891
								1892
	234		234		1,722		1,722	1893
	7	22	29		28	221	249	1894
		15	15			105	105	1895
								1896
	114	33	147		150	473	623	1897
								1898
	243		243		656		656	1899
								1900
	352		352		704		704	1900
	259	673	932		563	1,368	1,931	1901
	38		38		88		88	1902
	1,010		1,010		2,165		2,165	1903
	1,163		1,163		3,356		3,356	1904
	3,091		3,091		10,793		10,793	1905
	9,115		9,115		16,126		16,126	1906
	6,467	1	6,468		24,077	5	24,082	1907*
	12,765		12,765		51,694		51,694	1908
	12,324		12,324		47,214		47,214	1909
	16,533		16,533		72,764		72,764	1910
	10,894		10,894		37,002		37,002	1911
	9,799		9,799		31,875		31,875	1912
	7,853		7,853		27,769		27,769	1913

4 GEORGE V., A. 1914

No. 25 (C)—CANADIAN EXPORTS from Canada—

Fiscal Years.	SLEEPERS AND RAILROAD TIES.							
	Quantities.				Values.			
	United Kingdom.	United States.	Other Countries.	Totals.	United Kingdom.	United States.	Other Countries.	Totals.
	No.	No.	No.	No.	\$	\$	\$	\$
1868	33,609	597,177	24	630,810	30,174	92,650	10	122,834
1869	20,265	412,355		432,620	9,482	71,641		81,123
1870	20,489	520,300	3,000	543,789	8,529	94,785	745	104,059
1871	1,134	1,155,136		1,156,270	340	217,281		217,621
1872	5,896	920,849	9,581	936,326	4,060	188,838	1,800	194,698
1873	24,188	1,608,001	27,529	1,659,718	6,606	381,733	3,323	391,662
1874		1,869,547		1,869,547		469,443		469,443
1875		905,523	60,503	966,026		196,066	12,338	208,404
1876	1,569	863,191	1,540	866,300	560	173,483	248	174,291
1877	7,296	908,590		915,886	28,534	165,508		194,042
1878	10,331	903,165	690	914,186	65,601	165,897	138	231,636
1879	2,736	1,007,849		1,010,585	1,040	190,036		191,076
1880	26,338	879,610	7,348	913,296	31,701	150,996	1,800	184,497
1881	10,804	3,641,147	4	3,651,955	25,791	298,776	1	324,568
1882	47,207	2,634,006	62,635	2,743,848	50,799	571,196	15,974	637,969
1883	31,555	2,074,930	20,183	2,126,668	62,606	484,769	6,953	554,328
1884	56,571	1,367,348	5,400	1,429,319	71,413	343,092	808	415,313
1885	45,100	712,935	2,400	760,435	55,417	142,049	360	197,826
1886	21,106	1,337,292		1,358,398	106,052	261,405		367,457
1887	17,275	1,779,985		1,797,260	20,672	335,274		355,946
1888	3,950	2,622,313		2,626,263	5,129	514,789		519,918
1889	3,812	2,399,873		2,403,685	765	469,793		470,558
1890	4,360	1,682,460		1,686,820	6,726	296,913		303,639
1891	2,547	1,603,169		1,605,716	2,992	307,684		310,676
1892		1,467,356	106	1,467,462		259,384	83	259,467
1893	7,226	1,403,472	3	1,410,701	2,247	212,632	13	214,892
1894		819,254		819,254		131,765		131,765
1895		825,640	55,503	881,143		127,019	3,189	130,208
1896	12,466	1,275,195		1,287,661	5,368	208,254		213,622
1897	16,816	1,309,122		1,325,938	7,851	221,929		229,780
1898	20,655	681,155		701,810	5,006	96,185		101,191
1899	15,711	513,357		529,068	4,776	79,529		84,305
1900	24,325	1,272,678		1,297,003	1,899	220,007		221,906
1901	30,368	799,760	4,689	834,817	8,848	142,658	703	152,209
1902	31,366	835,457	1,977	868,800	13,408	168,345	445	182,198
1903	6,529	962,978	500	970,007	2,634	207,750	500	210,884
1904	18,072	792,051	500	810,623	5,405	183,326	100	188,831
1905	11,427	722,979	4,330	738,736	4,567	173,996	2,320	180,883
1906	779	1,254,881	5,592	1,261,252	300	325,340	2,743	328,383
1907*	115	974,804	194,093	1,169,012	50	295,851	86,471	382,372
1908		1,914,622	218,109	2,132,731		590,993	66,139	657,132
1909		860,844	20,028	880,872		287,695	6,078	293,773
1910	19	908,097	986,359	1,894,475	15	323,277	93,922	422,214
1911		1,049,272	2,000	1,051,272		356,701	560	357,261
1912		801,832	5	801,837		232,167	2	232,169
1913		562,175		562,175		195,901		195,901

* 9 months.

SESSIONAL PAPER No. 10

The Produce of the Forest.—Continued.

TIMBER, SQUARE—BIRCH.								Fiscal Years.
Quantities.				Values.				
United Kingdom.	United States.	Other Countries.	Totals.	United Kingdom.	United States.	Other Countries.	Totals.	
Tons.	Tons.	Tons.	Tons.	\$	\$	\$	\$	
22,998	83	102	23,183	163,609	254	493	164,356	1863
30,941	87	349	31,377	222,018	281	1,005	223,304	1869
29,748	8	288	30,044	211,010	20	1,576	212,606	1870
27,595	308	289	28,192	182,462	1,977	1,940	186,379	1871
25,133	144	27	25,304	171,215	1,647	183	173,045	1872
30,089	489	172	30,750	237,173	3,738	1,153	242,064	1873
41,320	2,576	72	43,968	395,067	10,310	419	405,796	1874
53,640	348	206	54,194	454,581	2,470	1,048	453,099	1875
31,773	991	413	33,177	241,170	8,804	2,900	252,874	1876
41,767	60	459	42,286	293,363	600	2,360	295,323	1877
30,748	60	344	31,152	214,036	155	2,095	216,286	1878
20,914	10	263	21,187	124,846	30	1,744	126,620	1879
33,957	495	34,452	223,854	3,019	226,873	1880
36,511	144	36,655	254,963	863	255,826	1881
24,999	132	229	25,360	166,856	1,289	1,936	170,081	1882
24,904	66	335	25,335	191,455	480	2,410	194,345	1883
42,109	30	257	42,396	299,730	112	1,362	301,204	1884
31,223	129	451	31,803	241,934	1,373	2,724	246,031	1885
37,436	106	193	37,735	263,296	828	1,149	265,273	1886
18,843	43	61	18,947	132,174	262	500	132,936	1887
18,698	10	18,708	136,585	132	136,717	1888
19,441	160	109	19,710	158,992	823	516	160,331	1889
28,126	210	34	28,370	233,639	840	155	234,634	1890
23,780	400	223	24,403	190,403	600	1,474	192,477	1891
29,329	9	29,338	235,039	36	235,075	1892
25,950	722	26,672	207,695	4,301	211,996	1893
16,788	7	13	16,808	127,468	84	39	127,591	1894
14,813	20	8	14,841	111,176	88	41	111,305	1895
26,777	132	60	26,969	226,335	945	435	227,715	1896
23,778	24	448	24,250	192,142	120	1,818	194,080	1897
15,987	45	105	16,137	140,948	338	1,279	142,565	1898
25,716	163	282	26,161	201,681	991	1,514	204,186	1899
22,147	2,511	92	24,750	209,270	18,065	1,089	223,424	1900
24,475	648	64	25,187	213,123	5,430	655	219,208	1901
10,481	41	75	10,597	103,683	430	754	104,867	1902
19,616	15	32	19,663	203,971	164	555	204,690	1903
10,891	100	10,991	108,023	1,252	109,275	1904
14,298	285	78	14,661	158,352	2,638	1,254	162,244	1905
29,472	1,770	351	22,593	240,942	15,163	4,815	260,920	1906
7,897	41	7,938	86,335	596	86,931	1907*
9,865	400	74	10,339	123,875	1,600	1,610	127,085	1908
10,344	709	65	11,118	110,757	7,198	1,149	119,104	1909
11,226	19	79	11,324	132,702	485	1,171	134,358	1910
8,931	98	156	9,185	112,651	2,141	2,214	117,006	1911
13,079	111	326	13,516	156,395	1,923	4,334	162,657	1912
18,098	130	470	18,698	221,658	2,363	7,161	231,182	1913

4 GEORGE V., A. 1914

No. 25 (C)—CANADIAN EXPORTS from Canada—

Fiscal Years.	TIMBER, SQUARE—ELM.							
	Quantities.				Values.			
	United Kingdom.	United States.	Other Countries.	Totals.	United Kingdom.	United States.	Other Countries.	Totals.
	Tons.	Tons.	Tons.	Tons.	\$	\$	\$	\$
1868	33,266	84	307	33,657	305,292	806	3,420	309,518
1869	35,713	223	29	35,965	318,107	763	232	319,102
1870	30,236	3,068	194	33,498	306,813	5,530	1,639	313,982
1871	25,746	1,674	36	27,456	260,816	6,585	328	267,729
1872	22,818	542	71	23,431	226,836	2,295	718	229,849
1873	21,572	175	654	22,401	260,029	779	6,768	267,576
1874	27,625	45	26	27,696	394,415	135	290	394,840
1875	25,651	852	126	26,629	377,126	9,871	2,512	389,509
1876	20,908	32	20,940	230,937	417	231,354
1877	26,849	70	26,919	323,877	812	324,689
1878	19,999	255	47	20,301	224,052	2,079	564	226,695
1879	8,292	20	303	8,615	94,107	140	3,447	97,694
1880	14,401	177	14,578	154,733	1,912	156,645
1881	28,612	210	83	28,905	373,984	560	1,066	375,610
1882	15,861	1,271	333	17,465	197,686	4,917	3,957	206,560
1883	22,189	365	276	22,830	273,422	1,120	2,280	276,822
1884	16,237	66	16,303	214,900	1,043	215,943
1885	18,028	18,028	257,168	257,168
1886	19,653	14	19,667	259,528	240	259,768
1887	9,842	6	375	10,223	120,376	58	4,205	124,639
1888	8,286	5	126	8,417	99,412	25	1,545	100,982
1889	13,198	20	13,218	174,038	222	174,260
1890	17,582	8	748	18,338	244,968	104	10,621	255,693
1891	14,344	13	14,357	188,360	193	188,553
1892	14,480	65	14,545	198,434	193	198,627
1893	14,331	36	14,367	189,808	554	190,362
1894	10,478	10,478	140,367	140,367
1895	12,214	25	12,239	158,566	470	159,036
1896	14,095	194	14,289	184,712	2,566	187,278
1897	12,095	12	12,107	170,549	140	170,689
1898	12,313	16	388	12,717	170,468	136	4,742	175,346
1899	15,327	15,327	221,663	221,663
1900	10,389	20	135	10,544	158,254	249	2,212	160,715
1901	12,815	313	13,128	216,693	3,511	220,204
1902	13,014	24	79	13,117	246,025	448	1,780	248,253
1903	13,674	359	14,033	295,364	9,494	304,858
1904	6,701	248	6,949	154,816	5,220	160,036
1905	7,018	84	7,102	191,668	2,325	193,993
1906	8,705	20	332	9,057	241,070	207	10,610	251,887
1907*	8,612	67	8,679	241,238	2,589	243,827
1908	5,485	6	29	5,520	146,115	90	995	147,500
1909	2,257	70	95	2,422	62,631	3,000	2,765	68,396
1910	2,096	1	2,097	48,908	45	48,953
1911	5,606	67	5,673	155,554	2,442	157,996
1912	3,241	4	50	3,295	118,018	90	1,530	119,638
1913	3,040	162	23	3,225	76,481	1,571	775	78,827

* 9 months.

SESSIONAL PAPER No. 10

The Produce of the Forest.—*Continued.*

TIMBER, SQUARE—OAK.								Fiscal Years.
Quantities.				Values.				
United Kingdom.	United States.	Other Countries.	Totals.	United Kingdom.	United States.	Other Countries.	Totals.	
Tons.	Tons.	Tons.	Tons.	\$	\$	\$	\$	
46,546	13,077	4,218	63,841	593,676	75,109	55,126	723,911	1868
55,755	7,986	4,213	67,954	735,601	42,801	42,087	820,489	1869
49,420	15,476	3,763	68,659	696,039	61,356	49,142	806,537	1870
76,398	12,204	6,149	94,751	1,189,602	81,546	79,673	1,350,821	1871
74,141	10,267	4,304	88,712	1,151,501	64,249	64,670	1,280,420	1872
70,328	11,128	1,718	83,174	1,125,256	81,120	36,108	1,242,484	1873
71,631	15,511	3,283	90,425	1,456,483	81,556	56,060	1,594,099	1874
77,073	1,438	3,448	81,959	1,554,048	12,918	65,698	1,632,664	1875
62,439	3,058	1,455	66,952	1,050,067	16,303	26,640	1,093,010	1876
88,388	1,560	4,979	94,927	1,501,020	9,956	86,695	1,597,671	1877
62,047	965	5,876	68,888	994,616	6,173	95,757	1,096,546	1878
20,064	324	6,391	26,779	308,193	3,322	97,006	408,521	1879
37,367	1,068	4,675	43,110	526,939	7,648	57,496	592,083	1880
62,269	3,986	912	67,167	1,168,701	23,973	15,931	1,208,605	1881
35,449	399	1,781	37,629	707,728	5,327	35,054	748,109	1882
47,562	103	137	47,802	972,472	472	3,386	976,330	1883
43,310	647	244	44,201	876,342	8,853	5,302	890,497	1884
27,554	822	990	29,366	552,082	4,607	18,886	575,575	1885
36,407	11	74	36,492	703,725	205	1,056	704,986	1886
19,995	316	585	20,896	381,898	4,188	10,990	397,076	1887
21,123	83	156	21,362	413,415	608	3,292	417,315	1888
25,942	28	20	25,990	551,071	364	440	551,875	1889
40,245	48	386	40,679	847,915	502	10,069	858,486	1890
24,856	4	412	25,272	514,385	75	7,538	521,998	1891
20,495	358	20,853	423,777	7,424	431,201	1892
23,755	50	23,805	507,529	1,109	508,638	1893
25,333	5	25,338	570,609	66	570,675	1894
17,970	21	17,991	395,015	1,260	396,275	1895
27,669	37	27,706	583,229	722	583,951	1896
30,105	20	8	30,133	515,182	1,200	162	516,544	1897
26,395	14	56	26,465	605,784	270	670	606,724	1898
25,490	102	25,592	554,472	2,420	556,892	1899
13,562	108	13,670	279,219	1,079	280,298	1900
11,152	96	111	11,359	210,667	841	1,900	213,408	1901
15,221	89	15,310	354,759	1,193	355,952	1902
16,318	22	16,340	412,641	447	413,088	1903
8,000	33	8,033	226,289	470	226,759	1904
3,943	82	5	4,030	92,177	1,427	155	93,759	1905
8,352	23	8,375	182,260	230	182,490	1906
8,639	23	8,662	187,751	466	188,217	1907*
5,950	102	6,052	156,536	1,039	157,575	1908
2,793	23	2,816	77,693	559	78,252	1909
586	65	2	653	15,679	1,098	101	16,878	1910
5,920	306	81	6,307	143,021	6,463	1,745	151,229	1911
7,591	46	22	7,659	134,829	749	105	135,683	1912
907	67	974	24,541	1,285	25,826	1913

4 GEORGE V., A. 1914

No. 25 (C)—CANADIAN EXPORTS from Canada—

Fiscal Years.	TIMBER, SQUARE—WHITE PINE.							
	Quantities.				Values.			
	United Kingdom.	United States.	Other Countries.	Totals.	United Kingdom.	United States.	Other Countries.	Totals.
	Tons.	Tons.	Tons.	Tons.	\$	\$	\$	\$
1868	407,731	43,481	4,622	455,837	2,317,474	120,890	29,265	2,467,629
1869	413,696	15,815	2,303	431,814	2,581,287	61,521	12,449	2,655,257
1870	341,755	30,283	2,523	374,561	2,707,438	83,737	13,906	2,805,081
1871	332,234	22,204	1,926	356,364	3,265,417	70,884	12,860	3,349,161
1872	413,073	18,417	2,336	433,826	4,078,129	56,672	21,173	4,155,974
1873	355,227	23,277	2,050	380,554	3,837,466	116,808	19,244	3,973,518
1874	243,235	2,329	10,807	256,371	2,651,724	33,572	55,262	2,740,558
1875	338,976	6,524	3,673	349,173	3,460,850	39,091	44,314	3,544,255
1876	282,753	5,896	792	289,441	2,908,641	27,782	6,837	2,913,260
1877	408,698	1,637	1,759	412,094	4,211,752	9,095	14,633	4,235,480
1878	292,108	1,400	3,008	296,516	2,766,961	6,296	25,215	2,798,472
1879	126,259	141	1,078	127,478	1,077,478	848	7,752	1,086,078
1880	144,253	2,327	2,221	148,801	1 175 751	23,508	14,900	1,214,159
1881	330,079	2,709	1,365	334,153	3,506,641	9,677	7,999	3,524,317
1882	182,841	10,881	1,257	194,979	2,153,839	24,335	10,671	2,188,845
1883	210,825	2,995	179	213,999	2,837,159	13,991	1,758	2,852,908
1884	249,745	1,450	102	251,297	3,160,812	7,064	360	3,168,236
1885	168,443	3,188	1,592	173,223	1,984,523	19,108	15,679	2,019,310
1886	167,356	270	13	167,639	1,748,055	2,226	248	1,750,529
1887	104,050	510	104,560	1,325,246	5,787	1,331,033
1888	122,784	262	250	123,296	1,480,771	2,887	2,874	1,486,532
1889	149,065	143	463	149,671	2,005,457	2,095	6,954	2,014,506
1890	173,479	60	1,721	175,260	2,650,847	450	47,629	2,698,926
1891	138,736	77	472	139,285	1,952,083	900	6,214	1,959,197
1892	118,454	162	12	118,628	1,572,138	1,542	138	1,573,818
1893	97,446	192	18	97,656	1,367,071	1,728	172	1,368,971
1894	109,098	154	60	109,312	1,566,060	2,195	580	1,568,835
1895	70,181	30	52	70,263	1,036,730	182	784	1,037,696
1896	91,106	27	147	91,280	1,514,760	432	2,850	1,518,042
1897	88,194	273	88,467	1,281,468	2,225	1,283,693
1898	86,331	330	86,661	1,530,379	5,688	1,536,067
1899	96,564	319	810	97,693	1,338,009	3,169	15,476	1,356,654
1900	72,842	206	60	73,108	1,182,048	2,041	873	1,184,962
1901	48,690	454	250	49,394	880,669	6,040	4,650	891,359
1902	46,446	988	252	47,686	906,747	10,298	6,750	923,795
1903	57,786	621	225	58,632	1,294,716	9,041	6,800	1,310,557
1904	53,989	225	799	55,013	1,506,040	2,656	21,810	1,530,506
1905	37,947	208	525	38,680	980,040	2,620	13,210	995,870
1906	41,685	200	279	42,164	957,588	2,996	6,709	967,293
1907*	32,912	38	17	32,967	840,969	561	269	841,799
1908	32,794	224	33,018	993,095	5,203	998,298
1909	21,504	324	44	21,872	683,995	3,794	1,740	689,529
1910	17,498	454	68	18,020	554,235	5,856	2,167	562,258
1911	18,996	34	25	19,055	597,121	560	1,093	598,774
1912	20,831	63	20,894	783,588	1,342	784,930
1913	26,199	8	82	26,289	937,076	125	3,693	940,894

*9 months.

SESSIONAL PAPER No. 10

The Produce of the Forest.—Continued.

TIMBER, SQUARE—ALL OTHER, N. E. S.

Quantities.				Values.				Fiscal Years.
United Kingdom.	United States.	Other Countries.	Totals.	United Kingdom.	United States.	Other Countries.	Totals.	
Tons.	Tons.	Tons.	Tons.	\$	\$	\$	\$	
70,868	2,312	1,230	74,410	478,787	7,394	8,952	495,133	1868
60,930	580	2,751	64,261	442,937	2,722	17,648	463,357	1869
49,951	8,094	620	58,665	373,968	8,838	4,583	387,389	1870
55,737	5,994	312	62,043	459,411	12,635	2,494	474,540	1871
52,175	4,552	765	57,492	455,214	9,185	6,225	470,624	1872
47,642	2,693	161	50,496	475,894	11,792	2,800	490,486	1873
27,430	2,637	104	30,171	330,298	20,402	2,360	353,060	1874
53,864	2,283	182	56,329	557,378	9,866	1,736	568,980	1875
49,987	6,341	174	56,502	471,695	30,673	1,889	504,257	1876
73,384	768	814	74,966	601,834	4,352	5,809	611,995	1877
44,949	1,490	871	47,310	356,304	9,613	10,599	376,516	1878
25,086	707	659	26,452	195,889	3,032	4,903	203,824	1879
26,400	1,438	489	28,327	220,647	12,192	3,806	236,645	1880
51,979	4,748	26	56,753	532,661	8,209	358	541,228	1881
33,381	4,348	1,024	38,753	365,518	17,118	9,683	392,319	1882
37,725	3,121	281	41,127	395,255	13,998	2,698	416,951	1883
40,419	1,331	1,054	42,804	402,562	9,488	11,627	423,677	1884
27,779	625	240	28,644	310,427	3,675	2,100	316,202	1885
27,069	343	13	27,425	289,734	2,187	143	292,064	1886
15,563	611	188	16,362	198,294	6,169	2,238	206,701	1887
18,049	520	112	18,681	239,098	2,017	1,376	242,491	1888
18,650	503	119	19,272	220,418	6,083	958	227,459	1889
23,436	314	644	24,394	297,131	2,595	6,405	306,131	1890
17,960	345	87	18,392	218,530	2,459	1,076	222,065	1891
14,194	931	296	15,421	145,803	4,119	2,313	152,235	1892
13,875	1,087	901	15,863	153,619	8,281	9,597	171,407	1893
14,214	1,328	2,415	17,957	165,400	6,634	11,040	183,074	1894
9,082	1,488	53	10,623	111,308	7,619	1,020	119,947	1895
16,406	984	97	17,487	203,775	5,451	1,205	210,431	1896
8,179	2,180	117	10,476	99,372	24,102	588	124,062	1897
8,236	1,218	121	9,575	104,172	13,647	1,465	119,284	1898
10,322	150	41	10,513	134,107	1,721	452	136,280	1899
18,883	1,213	512	20,608	141,177	16,057	2,113	159,347	1900
21,501	4,406	144	26,051	342,185	42,149	1,432	385,766	1901
7,742	1,468	398	9,608	115,162	14,041	5,509	134,712	1902
16,014	690	209	16,913	307,481	6,890	4,100	318,471	1903
3,489	3,242	720	7,451	63,187	28,154	14,357	105,698	1904
4,018	1,049	76	5,143	55,968	11,041	998	68,007	1905
2,482	1,467	123	4,072	45,501	14,073	1,410	60,984	1906
5,416	542	1	5,959	106,621	7,570	10	114,201	1907*
2,993	1,860	41	4,894	63,269	25,496	782	89,547	1908
4,592	20,396	39	25,027	109,197	113,980	630	223,807	1909
6,048	1,189	236	7,473	156,235	13,619	2,422	172,276	1910
1,145	225	78	1,448	14,983	2,772	706	18,461	1911
3,147	568	3,715	57,451	7,952	65,403	1912
3,045	433	248	3,726	77,488	5,853	3,130	86,471	1913

4 GEORGE V., A. 1914

No. 25 (C)—CANADIAN EXPORTS from Canada—

Fiscal Years.	TOTAL TIMBER, SQUARE.							
	Quantities.				Values.			
	United Kingdom.	United States.	Other Countries.	Totals.	United Kingdom.	United States.	Other Countries.	Totals.
	Tons.	Tons.	Tons.	Tons.	\$	\$	\$	\$
1868	581,409	59,040	10,479	650,928	3,858,838	204,453	97,256	4,160,547
1869	597,635	24,691	9,645	631,971	4,300,000	108,088	73,421	4,481,509
1870	501,110	56,929	7,388	565,427	4,295,268	159,481	70,846	4,525,595
1871	517,710	42,384	8,712	568,806	5,357,708	173,627	97,295	5,628,630
1872	587,340	33,922	7,503	628,765	6,082,895	134,048	92,969	6,309,912
1873	524,858	37,762	4,755	567,375	5,935,818	214,237	66,073	6,216,128
1874	411,241	23,098	14,292	448,631	5,227,987	145,975	114,391	5,488,353
1875	549,204	11,445	7,635	568,284	6,403,983	74,216	115,308	6,593,507
1876	447,860	16,286	2,866	467,012	4,902,510	83,562	38,683	5,024,755
1877	639,086	4,025	8,081	651,192	6,931,846	24,003	110,309	7,066,153
1878	449,849	4,170	10,148	464,167	4,555,969	24,316	134,230	4,714,515
1879	200,615	1,202	8,694	210,511	1,800,513	7,372	114,832	1,922,737
1880	256,378	4,833	8,057	269,268	2,301,924	43,348	81,133	2,426,405
1881	509,450	11,653	2,530	523,633	5,836,950	42,419	26,217	5,905,586
1882	292,531	17,031	4,624	314,186	3,591,627	52,986	61,301	3,705,914
1883	343,205	6,650	1,258	351,113	4,669,763	35,061	12,532	4,717,356
1884	391,820	3,458	1,723	397,001	4,954,346	25,517	19,694	4,999,557
1885	273,027	4,764	3,273	281,064	3,346,134	28,763	39,389	3,414,286
1886	287,921	730	307	288,958	3,264,338	5,446	2,836	3,272,620
1887	168,293	976	1,719	170,988	2,157,988	10,677	23,720	2,192,385
1888	188,940	870	654	190,464	2,369,281	5,537	9,219	2,384,037
1889	226,296	834	731	227,861	3,109,976	9,365	9,090	3,128,431
1890	282,868	640	3,533	287,041	4,274,500	4,491	74,879	4,353,870
1891	219,676	839	1,194	221,709	3,063,761	4,227	16,302	3,084,290
1892	196,952	1,158	675	198,785	2,575,191	5,854	9,911	2,590,956
1893	175,357	1,279	1,727	178,363	2,425,722	10,009	15,643	2,451,374
1894	175,911	1,494	2,488	179,893	2,569,904	8,979	11,659	2,590,542
1895	124,260	1,538	159	125,957	1,812,795	7,889	3,575	1,824,259
1896	176,053	1,143	535	177,731	2,712,811	6,828	7,778	2,727,417
1897	162,351	2,497	585	165,433	2,258,713	27,647	2,708	2,289,068
1898	149,262	1,293	1,000	151,555	2,551,751	14,391	13,844	2,579,986
1899	173,419	632	1,235	175,286	2,449,932	5,881	19,862	2,475,675
1900	137,823	3,950	907	142,680	1,969,968	36,412	7,366	2,013,746
1901	118,633	5,917	569	125,119	1,863,337	57,971	8,637	1,929,945
1902	92,904	2,610	804	96,318	1,726,376	26,410	14,793	1,767,579
1903	123,408	1,348	825	125,581	2,514,173	16,542	20,949	2,551,664
1904	83,070	3,600	1,767	88,437	2,058,355	32,532	41,387	2,132,274
1905	67,221	1,624	768	69,616	1,478,205	17,726	17,942	1,513,873
1906	81,696	3,480	1,085	86,261	1,667,361	32,669	23,544	1,723,574
1907*	63,476	644	85	64,205	1,462,914	9,193	2,868	1,474,975
1908	57,087	2,368	368	59,823	1,483,190	23,225	8,590	1,520,005
1909	41,490	21,522	243	63,255	1,044,273	128,531	6,284	1,179,088
1910	37,454	1,728	385	39,567	907,759	21,103	5,861	934,723
1911	40,598	663	407	41,668	1,023,330	11,936	8,200	1,043,466
1912	47,889	729	461	49,079	1,250,281	10,719	7,311	1,268,311
1913	51,289	800	823	52,912	1,337,244	11,197	14,759	1,363,200

* 9 months.

SESSIONAL PAPER No. 10

The Produce of the Forest.—*Concluded.*

OTHER PRODUCE OF THE FOREST, N.E. S.				TOTAL PRODUCE OF THE FOREST.				Fiscal Years.
Values.				Values.				
United Kingdom.	United States.	Other Countries.	Totals.	United Kingdom.	United States.	Other Countries.	Totals.	
\$	\$	\$	\$	\$	\$	\$	\$	
98,289	324,261	22,311	444,861	9,354,244	7,842,526	1,545,855	18,742,625	1868
115,453	302,420	39,555	457,428	11,151,161	7,515,075	1,757,646	20,423,882	1869
106,342	285,883	41,562	433,787	10,600,994	8,925,122	2,007,184	21,533,300	1870
72,710	379,085	41,412	493,207	11,631,710	9,158,603	2,272,910	23,063,223	1871
101,929	427,953	40,749	570,631	12,776,984	9,215,403	2,467,490	24,459,877	1872
98,098	951,820	56,872	1,106,790	13,720,644	12,622,959	2,955,314	29,298,917	1873
86,307	612,443	23,604	722,354	14,928,878	9,719,946	2,588,955	27,237,779	1874
155,554	534,529	24,612	714,695	16,303,818	6,402,847	2,363,745	25,070,410	1875
30,072	116,702	19,105	165,879	14,029,090	4,793,065	1,511,075	20,333,230	1876
23,098	125,299	6,493	154,890	16,737,568	4,522,508	1,750,173	23,010,249	1877
18,469	88,791	4,590	111,850	13,271,372	4,481,053	1,759,150	19,511,575	1878
9,720	107,533	1,495	118,748	7,328,313	4,231,484	1,701,662	13,261,459	1879
7,518	234,349	1,967	243,834	8,673,336	6,532,418	1,648,753	16,854,507	1880
24,876	215,728	1,768	242,372	14,755,890	8,349,844	1,851,278	24,960,012	1881
24,825	381,567	3,769	410,161	11,349,866	10,192,933	2,448,256	23,991,055	1882
13,857	342,588	4,213	365,658	13,027,337	9,916,040	2,427,349	25,370,726	1883
52,249	294,135	5,499	351,883	13,742,663	9,883,749	2,184,745	25,811,157	1884
4,492	246,960	2,126	253,578	9,577,581	9,355,736	2,056,391	20,989,708	1885
3,082	270,751	1,145	274,928	10,899,727	8,545,406	1,589,478	21,034,611	1886
1,956	351,439	517	353,912	9,445,491	9,353,506	1,635,749	20,484,746	1887
1,041	358,445	10,079	369,565	8,932,177	10,622,338	1,748,299	21,302,814	1888
2,902	375,393	1,478	379,773	10,197,529	11,043,023	1,802,455	23,043,007	1889
4,118	363,342	851	368,311	14,098,865	10,247,640	1,832,631	26,179,136	1890
...	389,417	1,553	390,970	11,146,282	11,763,058	1,372,675	24,282,015	1891
3,418	360,123	127	363,668	9,453,768	11,472,306	1,355,670	22,281,744	1892
2,647	247,506	293	250,446	10,821,082	13,859,960	1,678,868	26,359,910	1893
6,433	244,067	2,680	253,180	11,475,692	13,308,196	1,571,560	26,355,448	1894
2,696	276,725	231	279,652	9,975,833	12,482,969	1,432,364	23,891,166	1895
14,602	181,228	661	196,491	12,186,806	13,528,047	1,460,833	27,175,686	1896
16,727	192,779	987	210,493	14,059,585	15,435,759	1,763,385	31,258,729	1897
14,727	128,946	3,023	146,696	15,638,549	9,336,252	1,536,738	26,511,539	1898
15,770	128,216	3,926	147,912	15,777,996	9,921,704	2,321,829	28,021,529	1899
34,585	189,431	4,295	228,311	15,058,036	12,805,139	1,800,493	29,663,668	1900
11,826	87,191	2,984	102,001	15,662,749	12,190,617	2,156,491	30,009,857	1901
19,396	83,148	1,464	104,008	14,154,467	15,517,528	2,447,434	32,119,429	1902
5,221	129,586	892	135,699	16,742,435	16,977,232	2,666,348	36,386,015	1903
1,750	82,969	98	84,817	14,962,927	15,909,838	3,119,157	33,091,922	1904
3,336	51,700	138	55,174	12,214,007	17,837,049	3,184,627	33,235,683	1905
30	83,577	292	83,809	12,498,738	23,085,040	3,240,392	38,824,170	1906
...	56,911	165	57,076	11,783,564	18,397,753	3,294,781	33,476,098	1907
820	63,967	7	64,794	11,843,094	27,470,754	4,856,622	44,170,470	1908
1,437	58,375	280	60,092	9,845,422	26,421,373	3,400,592	39,667,387	1909
...	67,589	246	67,835	11,033,074	31,835,326	4,648,633	47,517,033	1910
...	43,169	...	43,169	11,965,131	28,785,427	4,688,499	45,439,057	1911
120	62,023	100	62,243	10,950,840	25,483,532	4,458,302	40,892,674	1912
...	51,855	255	52,110	10,103,469	29,951,880	3,199,711	43,255,060	1913

4 GEORGE V., A. 1914

No. 25 (D)—CANADIAN EXPORTS from Canada—

Fiscal Years.	ANIMALS, LIVING—CATTLE.							
	Quantities.				Values.			
	United Kingdom.	United States.	Other Countries.	Totals.	United Kingdom.	United States.	Other Countries.	Totals.
	No.	No.	No.	No.	\$	\$	\$	\$
1868		40,667	3,775	44,442		999,378	100,562	1,099,940
1869		61,967	3,284	65,251		1,348,844	78,917	1,427,761
1870		104,609	3,122	107,731		2,922,610	84,268	3,006,878
1871		77,550	2,063	79,613		2,208,259	70,295	2,278,554
1872		19,454	2,984	22,438		540,179	91,049	631,228
1873		22,391	3,246	25,637		553,552	100,042	653,594
1874	63	36,671	2,889	39,623	142,280	724,254	84,735	951,269
1875	455	34,651	3,862	38,968		672,060	117,991	823,522
1876	638	20,809	3,910	25,357	33,471	404,381	113,517	601,148
1877	4,007	13,851	4,798	22,656	315,230	268,317	132,203	715,750
1878	7,433	17,657	4,835	29,925	686,700	330,562	135,072	1,152,334
1879	20,587	21,316	4,666	46,569	1,571,211	402,799	122,686	2,096,696
1880	32,680	16,044	6,220	54,944	2,292,161	287,057	185,219	2,764,437
1881	49,409	7,323	5,545	62,277	3,157,009	154,851	153,011	3,464,871
1882	41,519	15,914	4,673	62,106	2,706,051	423,807	126,472	3,256,330
1883	37,894	23,230	5,222	66,396	3,209,176	516,585	172,267	3,898,028
1884	53,962	30,593	4,708	89,263	4,631,767	893,759	155,556	5,681,082
1885	60,446	67,758	5,799	143,003	5,752,248	1,411,642	213,887	7,377,772
1886	60,549	25,338	5,979	91,866	4,998,327	633,094	193,767	5,825,188
1887	63,622	45,765	6,887	116,274	5,344,375	887,756	254,587	6,486,718
1888	54,248	40,047	6,452	100,747	4,123,873	648,178	240,662	5,012,713
1889	60,000	37,360	5,559	102,919	4,992,161	488,266	227,699	5,708,126
1890	66,965	7,840	6,649	81,454	6,565,315	104,623	279,479	6,949,417
1891	107,689	2,763	7,309	117,761	8,425,366	26,975	320,128	8,772,499
1892	101,426	551	5,202	107,179	7,481,613	21,327	246,009	7,748,949
1893	99,904	402	6,918	107,224	7,402,208	11,032	331,843	7,745,083
1894	80,531	256	5,270	86,057	6,316,373	3,771	179,453	6,499,597
1895	85,863	882	7,057	93,802	6,797,615	19,216	303,992	7,120,823
1896	97,042	1,646	5,763	104,451	6,816,361	8,870	257,311	7,082,542
1897	120,063	35,998	5,308	161,369	6,454,313	509,138	155,937	7,159,388
1898	122,106	87,905	2,999	213,010	7,403,990	1,239,448	79,854	8,723,292
1899	115,476	92,834	3,537	211,847	7,129,430	1,298,170	95,235	8,522,835
1900	115,056	86,989	3,479	205,524	7,579,080	1,401,137	100,559	9,080,776
1901	119,050	46,244	3,985	169,279	8,028,476	891,340	144,746	9,064,562
1902	148,927	31,743	3,803	184,473	9,742,738	787,864	133,217	10,663,819
1903	161,170	10,432	5,178	176,780	10,842,438	292,288	207,906	11,342,632
1904	148,301	3,517	5,599	157,417	10,046,651	119,942	258,078	10,424,671
1905	159,078	3,696	4,328	167,102	11,047,167	152,084	161,718	11,360,969
1906	163,994	4,726	7,310	176,030	11,045,463	206,102	405,264	11,656,829
1907*	149,340	8,184	4,617	162,141	10,200,137	478,765	253,637	10,932,539
1908	124,015	23,612	3,366	150,993	8,584,806	585,790	130,588	9,301,184
1909	143,661	16,130	3,154	162,945	10,115,793	543,456	112,117	10,771,366
1910	140,424	12,210	4,752	157,386	9,979,918	642,674	169,564	10,792,156
1911	113,795	7,576	3,552	124,923	7,942,144	465,079	130,250	8,537,473
1912	47,868	9,807	3,842	61,517	3,343,625	615,399	139,155	4,098,179
1913	12,069	23,268	3,959	44,296	913,954	1,116,923	206,258	2,237,135

* 9 months.

SESSIONAL PAPER No. 10

Animals and their Produce.

ANIMALS, LIVING—HORSES.								Fiscal Years.
Quantities.				Values.				
United Kingdom.	United States.	Other Countries.	Totals	United Kingdom.	United States.	Other Countries.	Totals	
No.	No.	No.	No.	\$	\$	\$	\$	
.....	7,104	71	7,175	584,658	5,396	590,054	1868
.....	10,254	101	10,355	853,959	5,215	859,174	1869
.....	16,360	101	16,461	1,452,421	5,690	1,458,111	1870
.....	15,208	84	15,293	150	1,431,759	5,575	1,437,464	1871
.....	11,912	85	11,997	1,209,374	6,015	1,215,389	1872
.....	8,642	140	8,782	912,836	9,397	922,233	1873
.....	5,252	147	5,399	560,349	10,195	570,544	1874
.....	4,130	252	4,382	442,027	18,645	460,672	1875
.....	4,094	205	4,299	427,343	14,995	442,338	1876
554	7,496	256	8,306	92,715	668,467	18,040	779,222	1877
1,743	12,213	223	14,179	268,706	985,897	19,125	1,273,728	1878
1,247	15,104	278	16,629	178,653	1,180,461	17,680	1,376,794	1879
510	20,594	289	21,393	65,843	1,793,616	20,920	1,880,379	1880
21	21,583	389	21,993	3,750	2,061,567	28,720	2,094,037	1881
42	20,636	242	20,920	10,930	2,296,077	19,630	2,326,637	1882
49	12,635	335	13,019	9,678	1,597,611	26,002	1,633,291	1883
224	11,123	248	11,595	18,728	1,574,906	24,195	1,617,829	1884
12	11,681	285	11,978	2,650	1,524,023	27,956	1,554,621	1885
121	16,113	291	16,525	19,279	2,104,355	23,950	2,147,584	1886
329	18,225	225	18,779	38,230	2,214,338	16,265	2,268,833	1887
246	19,925	226	20,397	36,750	2,402,371	19,110	2,458,231	1888
164	17,277	326	17,767	26,975	2,113,782	29,965	2,170,722	1889
125	16,118	307	16,550	17,925	1,887,895	30,253	1,936,073	1890
1,222	9,957	479	11,658	156,254	1,215,022	45,968	1,417,244	1891
1,369	9,261	433	11,063	214,785	1,094,461	44,781	1,354,027	1892
1,946	10,606	667	13,219	274,310	1,123,339	63,508	1,461,157	1893
3,510	4,490	734	8,734	400,507	480,525	64,628	945,660	1894
7,430	6,664	650	14,744	747,767	510,765	54,144	1,312,676	1895
17,179	4,021	652	21,852	1,729,508	328,338	55,249	2,113,095	1896
13,720	3,696	577	17,993	1,357,472	307,906	45,544	1,710,922	1897
11,479	2,457	413	14,349	1,160,367	307,124	29,953	1,497,444	1898
5,810	6,284	290	12,384	591,200	283,533	23,270	898,063	1899
5,044	1,527	3,482	10,053	517,641	222,625	426,715	1,166,981	1900
2,143	2,088	3,378	7,609	230,295	327,294	352,684	910,273	1901
4,508	1,879	6,300	12,687	435,155	345,048	676,970	1,457,173	1902
1,638	1,907	333	3,878	224,845	340,239	30,837	595,921	1903
237	1,528	630	2,395	26,900	322,207	52,500	401,607	1904
276	1,867	516	2,659	39,850	368,639	42,411	450,900	1905
249	2,147	398	2,794	42,230	443,197	39,193	524,620	1906
140	1,569	406	2,115	20,425	347,740	72,013	440,178	1907
181	1,789	300	2,270	38,950	445,124	32,060	516,134	1908
174	1,504	350	2,028	36,000	297,678	33,578	367,256	1909
584	1,906	272	2,762	66,815	453,186	33,866	553,867	1910
197	2,036	543	2,781	36,072	499,116	66,098	601,286	1911
138	1,428	250	1,816	35,650	312,639	43,310	391,599	1912
74	1,781	301	2,156	14,400	473,025	41,620	529,045	1913

No. 25 (D)—CANADIAN EXPORTS from Canada—

Fiscal Years.	ANIMALS, LIVING—SHEEP.							
	Quantities.				Values.			
	United Kingdom.	United States.	Other Countries.	Totals.	United Kingdom.	United States.	Other Countries.	Totals.
	No.	No.	No.	No.	\$	\$	\$	\$
1868	97,404	5,029	102,433	219,114	14,501	233,615
1869	191,352	4,330	195,682	442,364	12,204	454,568
1870	142,637	4,738	147,375	375,340	13,417	388,757
1871	310,861	2,758	313,619	819,688	9,674	829,362
1872	348,554	4,624	353,178	1,000,036	15,241	1,015,277
1873	311,235	4,597	315,832	943,200	14,521	957,721
1874	248,208	3,873	252,081	689,888	12,676	702,564
1875	236,808	5,630	242,438	617,632	19,929	637,561
1876	135,514	5,673	141,187	487,000	20,538	507,538
1877	3,170	198,820	7,909	209,899	21,968	536,648	24,404	583,020
1878	11,985	223,822	7,182	242,989	68,402	609,103	21,832	699,337
1879	54,421	246,573	7,099	308,093	333,531	630,174	24,340	988,045
1880	109,506	279,202	10,038	398,746	625,232	771,128	26,470	1,422,830
1881	80,222	264,812	9,121	354,155	594,596	748,945	28,586	1,372,127
1882	71,556	233,602	6,511	311,669	510,152	700,564	18,241	1,228,957
1883	72,038	228,541	7,895	308,474	632,386	723,655	32,015	1,388,056
1884	105,661	192,244	6,498	304,403	919,495	596,724	28,386	1,544,605
1885	51,355	274,962	8,726	335,043	456,136	773,491	31,444	1,261,071
1886	36,411	313,201	9,795	359,407	317,987	829,884	34,370	1,182,241
1887	68,545	363,046	11,904	443,495	568,433	974,482	49,252	1,592,167
1888	30,421	353,999	10,654	395,074	211,881	1,027,410	36,755	1,276,046
1889	43,477	307,775	8,879	360,131	303,009	918,334	41,782	1,263,125
1890	57,006	251,640	7,285	315,931	486,299	761,505	26,483	1,274,347
1891	40,732	244,996	13,619	299,347	344,405	759,081	42,979	1,146,465
1892	32,569	290,074	6,784	329,427	288,145	1,073,200	23,801	1,385,146
1893	14,821	337,718	7,970	360,509	133,222	1,088,814	25,819	1,247,855
1894	17,581	207,847	7,933	233,361	163,075	642,231	27,360	832,666
1895	137,889	146,783	7,079	291,751	1,253,399	346,746	24,442	1,624,587
1896	219,810	162,775	8,905	391,490	1,721,250	394,949	35,084	2,151,283
1897	78,496	224,837	10,077	313,410	361,705	602,894	37,412	1,002,011
1898	71,768	270,200	9,821	351,789	396,422	841,920	33,735	1,272,077
1899	62,495	334,890	7,937	405,322	333,736	1,176,687	30,434	1,540,857
1900	79,254	374,512	6,178	459,944	475,508	1,397,997	20,507	1,894,012
1901	77,632	308,820	8,229	394,681	435,335	1,158,069	32,298	1,625,702
1902	92,734	245,432	10,277	348,443	525,336	908,892	49,298	1,483,526
1903	114,392	278,506	8,545	401,443	656,887	961,109	37,685	1,655,681
1904	123,799	233,023	7,231	364,053	721,358	794,822	28,937	1,545,117
1905	113,765	167,513	7,035	288,313	708,298	664,437	27,975	1,400,710
1906	42,780	196,156	5,326	244,262	273,853	874,112	24,375	1,172,340
1907*	35,233	216,414	3,018	254,665	227,186	1,060,580	15,058	1,302,824
1908	45,227	177,847	3,927	227,001	267,043	911,740	17,841	1,196,624
1909	19,793	94,461	4,642	118,896	127,581	420,345	21,438	569,364
1910	1,828	104,349	4,930	111,107	11,441	569,679	26,620	607,740
1911	430	42,861	4,106	46,597	2,611	261,850	22,376	286,837
1912	928	16,829	3,661	21,418	6,421	97,113	18,945	122,479
1913	11,462	2,298	13,760	68,582	12,671	81,253

*9 months.

SESSIONAL PAPER No. 10

Animals and their Produce.—*Continued.*

ANIMALS, LIVING—SWINE.								Fiscal Years.
Quantities.				Values.				
United Kingdom.	United States.	Other Countries.	Totals.	United Kingdom.	United States.	Other Countries.	Totals.	
No.	No.	No.	No.	\$	\$	\$	\$	
10,710	192	10,902	42,298	560	42,858	1868		
32,192	79	32,271	112,156	265	112,421	1869		
107,076	79	107,155	270,606	346	270,952	1870		
11,120	67	11,187	46,845	256	47,101	1871		
2,778	100	2,878	13,507	341	13,848	1872		
5,251	84	5,335	84,245	286	84,531	1873		
6,788	195	6,983	55,901	993	56,894	1874		
16,683	96	16,779	151,963	289	152,252	1875		
3,640	246	3,886	13,374	1,167	14,541	1876		
1,944	119	2,063	11,376	435	11,811	1877		
909	2,069	3,201	8,278	13,848	1,129	23,255	1878	
3,399	2,797	6,803	41,402	14,654	4,086	60,142	1879	
3,363	2,563	303	6,229	33,282	6,887	1,112	41,281	1880
576	2,024	219	2,819	6,240	4,386	1,215	11,841	1881
60	3,043	160	3,263	540	9,492	843	10,875	1882
3,634	224	3,858	11,301	980	12,281	1883		
3,810	73	3,883	13,833	410	14,243	1884		
75	1,309	268	1,652	750	5,319	1,214	7,233	1885
2,695	2,999	2,994	6,401	1,187	7,588	1886		
915	527	1,442	3,227	2,588	5,815	1887		
1,276	307	1,583	3,842	1,435	5,277	1888		
1,033	264	1,297	4,448	1,727	6,175	1889		
422	248	670	1,776	1,376	3,152	1890		
3	88	243	334	75	888	991	1,954	1891
48	236	284	579	1,059	1,638	1892		
1,614	12,903	283	14,800	14,704	130,093	1,293	146,090	1893
137	626	246	1,009	1,370	5,743	1,445	8,558	1894
128	367	310	805	1,250	4,696	1,586	7,562	1895
262	571	833	1,076	2,280	3,356	1896		
104	884	988	795	3,258	4,053	1897		
314	500	814	3,137	1,856	4,993	1898		
149	665	814	2,413	2,651	5,064	1899		
1,075	559	1,634	11,553	3,000	14,553	1900		
570	374	944	5,854	2,447	8,301	1901		
5,390	388	5,778	81,456	2,563	84,019	1902		
66	23,478	442	23,986	700	313,790	5,272	319,762	1903
1,070	281	1,351	23,844	2,191	26,035	1904		
2,457	349	2,806	39,127	2,162	41,289	1905		
150	442	191	783	2,700	8,399	1,687	12,786	1906
336	118	454	11,227	1,196	12,423	1907*		
498	444	942	10,357	3,194	13,551	1908		
132	234	366	2,826	1,237	4,063	1909		
205	185	390	6,088	1,756	7,844	1910		
2,773	562	3,335	45,526	3,877	49,403	1911		
195	1,163	1,358	3,843	6,185	10,028	1912		
88	566	654	1,415	3,747	5,162	1913		

No. 25 (D)—CANADIAN EXPORTS from Canada—

Fiscal Years.	ANIMALS, LIVING—ALL OTHER, N.E.S.				TOTAL ANIMALS, LIVING.			
	Values.				Values.			
	United Kingdom.	United States.	Other Countries.	Totals.	United Kingdom.	United States.	Other Countries.	Totals.
	\$	\$	\$	\$	\$	\$	\$	\$
1868	229	43,411	646	44,286	229	1,888,859	121,665	2,010,753
1869	181	58,357	806	59,344	181	2,815,680	97,407	2,913,268
1870	64,217	1,378	65,595	5,085,194	105,099	5,190,293
1871	102,819	5,853	108,672 130	4,609,370	91,653	4,701,153
1872	89,421	4,761	94,182	2,852,517	117,407	2,969,624
1873	87,724	1,218	88,942	2,583,557	125,464	2,709,021
1874	77,297	1,927	79,224 142,280	2,107,689	110,526	2,260,495
1875	45,940	3,675	49,787 33,643	1,929,622	160,529	2,123,794
1876	1,149	71,069	2,099	74,317 84,399	1,403,167	152,316	1,639,882
1877	584	45,424	2,295	48,363 430,497	1,530,232	177,377	2,133,106
1878	7,047	57,531	2,870	67,448 1,039,133	1,996,941	180,028	3,216,102
1879	9,616	79,455	1,809	90,880 2,134,413	2,307,543	170,601	4,612,557
1880	19,125	117,771	4,138	141,034 3,035,643	2,976,459	237,859	6,249,961
1881	14,884	116,232	2,847	133,963 3,776,479	3,085,981	214,379	7,076,839
1882	2,168	145,597	2,129	149,804 3,229,841	3,575,447	167,315	6,972,603
1883	1,625	157,283	2,316	161,229 3,852,865	3,006,440	233,580	7,092,885
1884	1,022	189,211	2,675	192,908 5,571,012	3,268,433	211,222	9,050,667
1885	1,175	170,268	4,032	175,475 6,212,959	3,884,743	278,533	10,376,235
1886	185	121,248	4,729	126,162 5,335,778	3,694,982	258,003	9,288,763
1887	5,057	98,919	3,933	107,909 5,956,095	4,178,722	326,625	10,461,442
1888	1,962	122,222	2,859	127,043 4,374,466	4,204,023	300,821	8,879,310
1889	1,127	110,793	2,569	114,489 5,323,272	3,635,623	303,742	9,262,637
1890	1,623	105,612	4,669	111,904 7,071,162	2,861,471	342,260	10,274,893
1891	4,826	53,510	2,417	60,753 8,950,956	2,055,476	412,483	11,399,915
1892	3,349	41,537	1,766	49,632 7,987,892	2,234,104	317,416	10,539,412
1893	5,304	52,114	3,709	61,127 7,829,748	2,405,392	426,172	10,661,312
1894	4,534	52,023	4,813	61,370 6,885,859	1,184,293	277,699	8,347,851
1895	5,021	36,574	4,253	45,848 8,805,082	917,997	388,417	10,111,496
1896	5,451	67,482	3,458	76,391 8,800,715	800,715	353,382	11,426,667
1897	43,279	65,488	2,582	111,349 8,216,769	1,486,221	284,733	9,987,723
1898	10,216	42,714	4,009	56,939 8,970,995	2,434,343	149,407	11,554,745
1899	17,134	49,933	6,440	73,507 8,071,500	2,810,796	158,030	11,040,326
1900	751	39,995	4,527	45,273 8,572,980	3,073,307	555,308	12,201,595
1901	36,555	42,594	5,942	85,091 8,730,661	2,425,151	538,117	11,693,929
1902	2,046	44,430	4,100	50,576 10,705,275	2,167,690	866,148	13,739,113
1903	774	55,020	2,806	58,600 11,725,644	1,962,446	284,506	13,972,596
1904	3,751	57,606	4,064	65,421 10,798,660	1,318,421	345,770	12,462,851
1905	170	60,869	5,023	66,067 11,795,485	1,285,156	239,294	13,319,935
1906	188	97,161	2,524	99,873 11,364,434	1,628,971	473,043	13,466,448
1907*	508	69,601	6,142	76,251 10,448,256	1,967,913	348,046	12,764,215
1908	116	100,520	2,303	102,939 8,890,915	2,053,551	185,986	11,130,432
1909	1,075	76,478	8,426	85,979 10,280,449	1,340,783	176,796	11,798,028
1910	738	133,714	11,912	146,364 10,058,912	1,805,341	243,718	12,107,971
1911	995	117,574	5,317	123,886 7,981,822	1,389,145	227,918	9,598,885
1912	2,360	88,391	6,877	97,628 3,388,056	1,117,385	214,472	4,719,913
1913	4,438	86,117	6,527	97,082 932,792	1,746,062	270,823	2,949,677

*9 months.

SESSIONAL PAPER No. 10

Animals and their Produce.—*Continued.*

BONES.								Fiscal Years.
Quantities.				Values.				
United Kingdom.	United States.	Other Countries.	Totals.	United Kingdom.	United States.	Other Countries.	Totals.	
Cwt.	Cwt.	Cwt.	Cwt.	\$	\$	\$	\$	
	1,941		1,941		9,560		9,560	1868
	2,739		2,739		8,765		8,765	1869
	4,646		4,646		8,223		8,223	1870
	4,124		4,124		4,907		4,907	1871
	1,147		1,149	15	3,093		3,108	1872
2	2,017		2,181	1,254	2,262		3,516	1873
164				850	13,354		14,204	1874
			4,024	240	8,340		8,580	1875
130	3,894		4,052	64	2,763		2,827	1876
60	3,992		25,022	760	22,166		22,866	1877
1,000	24,022		33,017	542	21,906		22,448	1878
329	32,688		45,681	3,842	40,583		44,425	1879
1,528	44,153		61,969	50	48,349	16	48,415	1880
16	61,947	6	60,194	4,531	51,155		55,686	1881
2,680	57,514		63,135	250	53,818		54,068	1882
260	62,875		53,546	40	56,091		56,131	1883
35	53,511		57,528		47,527		47,527	1884
	57,528		59,203		53,345		53,345	1885
	59,203		141,508	660	94,235		94,895	1886
619	140,889		82,570		47,857	307	48,164	1887
	82,162	408	39,304		20,614	1,537	22,151	1888
	37,144	2,160	64,375		34,294	2,798	37,092	1889
	60,516	3,859	107,223		46,873	10,342	57,215	1890
	94,953	12,270	134,819	7,903	46,177	26,846	80,923	1891
8,980	93,549	32,290	148,735	90	71,654	12,711	84,455	1892
112	131,625	16,998	128,780		58,444	10,282	68,726	1893
	112,360	16,420	113,789		49,349	4,650	53,999	1894
	105,309	8,480	66,113	100	27,853		27,953	1895
100	66,013		45,412		24,589		24,589	1896
	45,412		75,321		35,980		35,980	1897
	75,321		69,247		38,852		38,852	1898
	69,247		74,398	60	46,868		46,928	1899
115	74,283		68,206		46,257		46,257	1900
	68,206		53,351	3,034	30,726	5,108	38,868	1901
4,252	41,350	7,749	53,377	58	29,483		29,541	1902
18	53,359		49,211		32,107	121	32,228	1903
	48,401	810	52,746	966	36,420	1,030	38,416	1904
1,196	50,550	1,000	64,099		47,414		47,414	1905
	64,099		304,287	1,500	41,428	400	43,328	1906
1,098	302,994	195	40,264		31,076	610	31,686	1907*
	39,999	265	73,834	900	55,923	483	57,306	1908
366	73,227	241	106,042	2,015	82,485	1,290	85,790	1909
1,301	104,529	212	73,006		72,095		72,095	1910
	73,006		58,682	300	69,431		69,731	1911
318	58,364		40,099	34	52,442	800	53,276	1912
63	39,453	583	44,085		64,241	262	64,503	1913
	43,910	175						

No. 25 (D)—CANADIAN EXPORTS from Canada—

Fiscal Years.	FURS, DRESSED.				FURS, UNDRESSED (a).			
	Values.				Values.			
	United Kingdom.	United States.	Other Countries.	Totals.	United Kingdom.	United States.	Other Countries.	Totals.
	\$	\$	\$	\$	\$	\$	\$	\$
1868					365,662	55,377	1,796	422,835
1869					257,346	110,211	367,557
1870					239,402	70,675	310,077
1871					223,137	77,746	315,622
1872					359,142	192,928	39,395	591,465
1873					538,935	392,919	4,119	935,973
1874					1,212,276	419,118	2,107	1,633,501
1875					661,328	662,678	1,324,006
1876	Included with "Furs, undressed" prior to 1885.				846,439	931,999	600	1,779,038
1877					1,036,640	284,676	1,441	1,322,757
1878					912,745	388,345	25,511	1,326,601
1879					706,975	453,416	30,965	1,191,356
1880					624,808	401,594	9,223	1,035,625
1881					1,638,578	338,453	6,065	1,983,096
1882					1,069,510	168,970	39,869	1,278,340
1883					819,768	213,898	53,857	1,087,523
1884					802,850	254,130	62,776	1,119,756
1885					1,426,502	185,619	5,501	1,617,622
1886	6,070	2,956	178	9,204	1,322,998	296,090	24,345	1,643,433
1887	2,123	5,242	3,766	11,136	1,341,561	336,197	26,408	1,704,166
1888	75,992	4,684	80,676	1,699,608	281,906	6,017	1,987,525
1889	27,738	3,790	31,528	1,366,215	430,177	8,357	1,804,749
1890	1,147	15,557	16,704	1,153,280	396,453	5,959	1,555,692
1891	2,434	41,638	282	44,354	1,113,531	257,383	13,961	1,384,875
1892	6,800	14,420	21,220	1,204,004	318,315	11,603	1,533,922
1893	8,140	7,159	150	15,449	1,081,584	378,529	7,521	1,467,634
1894	7,343	4,834	784	12,961	1,228,383	491,579	23,840	1,743,802
1895	6,182	14,168	260	20,610	1,148,196	397,746	9,002	1,551,944
1896	21,479	18,497	506	40,482	1,358,686	381,696	18,794	1,759,176
1897	90,785	6,805	716	98,306	1,189,847	404,182	1,971	1,596,000
1898	24,262	1,616	300	26,178	1,232,044	269,767	1,908	1,503,719
1899	26,570	44,330	383	71,283	1,138,690	337,936	7,378	1,484,004
1900	44,890	23,288	11,450	79,628	1,438,216	287,400	1,728	1,727,338
1901	7,630	25,923	33,553	1,237,869	368,367	6,042	1,612,278
1902	15,996	5,270	174	21,440	1,114,533	648,028	12,877	1,775,438
1903	6,953	21,515	28,468	1,437,666	819,265	113,099	2,370,030
1904	15,708	34,617	200	50,525	1,409,778	595,377	92,278	2,097,433
1905	3,427	18,112	164	21,703	1,318,535	1,022,383	17,962	2,358,880
1906	2,078	47,154	125	49,357	1,058,936	1,350,727	5,317	2,414,980
1907*	111,662	11,098	122,160	1,583,227	873,896	57,696	2,514,819
1908	8,704	35,859	1,009	45,572	971,109	1,354,945	136,666	2,461,820
1909	6,541	41,413	12,013	59,967	1,071,313	1,257,976	114,155	2,443,444
1910	2,047	33,304	20	35,371	1,518,092	1,925,444	237,413	3,680,949
1911	1,827	21,340	1,409	24,576	2,436,304	1,635,995	180,869	4,253,168
1912	10,147	30,022	2,938	43,107	1,717,365	2,019,296	61,745	3,798,406
1913	2,018	11,420	1,868	15,306	2,628,994	2,184,275	337,564	5,150,833

* 9 months. (a) Includes "Furs, dressed," prior to 1885.

SESSIONAL PAPER No. 10

Animals and their Produce.—*Continued.*

GREASE AND GREASE SCRAPS.								Fiscal Years.
Quantities.				Values.				
United Kingdom.	United States.	Other Countries.	Totals.	United Kingdom.	United States.	Other Countries.	Totals.	
Lbs.	Lbs.	Lbs.	Lbs.	\$	\$	\$	\$	
Not separately stated prior to 1876.								1868
								1869
								1870
								1871
								1872
								1873
								1874
								1875
					35		35	1876
7,392	19,036	100	26,528	440	659	20	1,119	1877
1,903	12,582		14,485	133	230		363	1878
21,750	2,800		24,550	1,337	77		1,414	1879
	19,207		19,207		546		546	1880
	78,675		78,675		2,876		2,876	1881
	79,040		79,040		3,804		3,804	1882
	32,967		32,967		1,613		1,613	1883
	52,892		52,892		1,984		1,984	1884
2,195	41,478		43,673	76	1,299		1,375	1885
	30,938	3,850	34,788		724	125	849	1886
	52,845		52,845		1,656		1,656	1887
	193,236		193,236		4,486		4,486	1888
	272,631		272,631		3,934		3,934	1889
	341,927		341,927		3,211		3,211	1890
32,200	307,665		339,865	926	4,609		5,535	1891
19,000	207,126	11,546	237,672	600	2,062	600	3,262	1892
	239,330		239,330		3,204		3,204	1893
14,000	326,503	1,099	341,602	550	3,512	115	4,177	1894
220,222	198,540	28,519	447,281	7,454	1,997	1,142	10,593	1895
250,997	360,143	113	611,253	9,771	3,963	9	13,743	1896
56,768	209,935	33,713	300,416	1,413	1,944	1,100	4,457	1897
192,099	62,634		254,733	3,823	1,149		4,972	1898
266,233	32,104	18,940	317,277	7,945	1,202	837	9,984	1899
99,947	28,828	5,410	134,215	3,592	926	272	4,790	1900
266,101	125,391	139,570	531,062	11,070	3,867	5,260	20,197	1901
104,348	80,393	1,400	186,141	4,804	6,036	79	10,919	1902
38,857	158,381	1,013,008	1,210,246	1,700	7,014	83,195	91,909	1803
241,922	286,392	480,600	1,008,914	11,881	10,525	35,367	57,773	1904
507,237	1,037,355	1,037,947	2,582,539	23,002	38,657	60,803	121,862	1955
226,085	1,066,379	1,695,235	2,987,699	7,492	34,438	107,570	149,500	1906
33,076	884,276	993,828	1,911,180	1,121	27,277	68,654	97,052	1907*
70,345	1,437,952	1,339,936	2,848,233	4,652	49,015	95,481	149,148	1908
267,689	1,620,373	1,280,684	3,168,746	16,404	54,399	126,465	197,268	1909
42,226	889,515	1,353,701	2,282,442	3,428	46,635	121,300	171,363	1916
58,836	558,598	636,749	1,254,183	1,996	25,610	65,193	92,799	1911
34,542	1,921,543	195,959	2,152,044	3,712	41,730	20,214	65,656	1912
26,791	3,847,823	427,578	4,302,192	1,900	80,943	33,329	116,172	1913

No. 25 (D)—CANADIAN EXPORTS from Canada—

Fiscal Years.	GLUE STOCK.				HAIR.			
	Values.				Values.			
	United Kingdom.	United States.	Other Countries.	Totals.	United Kingdom.	United States.	Other Countries.	Totals.
	\$	\$	\$	\$	\$	\$	\$	\$
1868								
1869								
1870								
1871								
1872								
1873								
1874								
1875								
1876								
1877								
1878								
1879								
1880								
1881								
1882								
1883								
1884								
1885								
1886								
1887								
1888								
1889								
1890		7,506		7,506	2,275	12,477		14,752
1891		3,622	25	3,647	3,248	14,773		18,021
1892		3,567	251	3,818	4,936	19,833		24,769
1893	5	2,398		2,403	8,336	25,398	121	33,855
1894	313	2,659	172	3,144	6,181	17,438	546	24,165
1895	696	2,929	15	3,640	4,860	22,476	16	27,352
1896		2,660		2,660	6,045	21,135		27,180
1897		2,329		2,329	11,829	17,505		29,334
1898		3,832		3,832	11,663	32,998		44,661
1899	100	6,356		6,456	9,584	33,018		42,602
1900		9,429		9,429	9,930	43,277		53,207
1901		17,442		17,442	15,711	43,037	108	58,856
1902	2,425	15,274		17,699	15,664	44,420	317	60,401
1903	180	10,426	92	10,698	20,321	65,165		85,486
1904	760	17,553		18,313	7,637	59,468	15	67,120
1905	1,501	8,530	14	10,045	8,833	87,505	1,196	97,534
1906	32	6,294	21	6,347	11,034	112,392	238	123,664
1907*		8,024		8,024	2,800	89,024		91,824
1908	39,514	14,006	80	53,600	23,965	136,215	421	160,601
1909		6,657	28	6,685	27,355	116,433	2,673	146,461
1910	50	8,822		8,872	18,149	153,473	961	172,583
1911		4,474		4,474	3,616	158,088	4,024	165,728
1912	1,626	8,637	158	10,421	8,239	157,847	5,346	171,432
1913		27,472		27,472	7,367	196,400	2,232	205,999

* 9 months.

SESSIONAL PAPER No. 10

Animals and their Produce.—*Continued.*

HIDES AND SKINS OTHER THAN FUR.				MILK AND CREAM.				Fiscal Years.
Values.				Values.				
United Kingdom.	United States.	Other Countries.	Totals.	United Kingdom.	United States.	Other Countries.	Totals.	
\$	\$	\$	\$	\$	\$	\$	\$	
106	133,100	8	133,214	Not separately stated prior to 1903.				1868
855	289,047	396	290,298					1869
1,606	271,826	273,432					1870
8,739	203,168	254	212,161					1871
16	414,344	60	414,420					1872
950	524,144	525,094					1873
2,526	391,521	22	394,069					1874
5,243	360,250	300	365,793					1875
62,641	472,540	460	535,641					1876
11,174	504,063	95	515,332					1877
13,266	391,176	120	404,562					1878
30,872	385,644	416,516					1879
100,709	658,273	1,612	760,594					1880
9,822	435,762	115	445,699					1881
5,361	378,099	2,769	386,229					1882
4,867	472,492	1,781	479,140					1883
37,704	426,126	808	464,638					1884
141,570	477,928	2,128	621,626					1885
785	494,271	2,932	497,988					1886
178,449	437,215	2,031	617,695					1887
25,634	535,996	11,529	573,159					1888
7,070	470,240	1,196	478,506					1889
28,082	481,165	751	509,998					1890
13,455	492,422	3,048	508,925					1891
650	493,143	5,822	499,615					1892
5,307	453,322	1,831	460,460					1893
21,575	294,125	2,992	318,692					1894
12,624	946,820	2,944	962,388					1895
19,887	1,121,938	19,925	1,161,750					1896
11,355	1,541,053	10,205	1,562,613					1897
4,863	1,114,236	1,523	1,120,622					1898
7,414	1,257,622	3,449	1,268,485					1899
6,421	1,396,635	3,283	1,406,339					1900
173,873	2,046,809	6,533	2,227,215					1901
32,600	1,667,396	3,188	1,703,184					1902
77,666	1,890,577	3,637	1,971,880	795	365	240,699	241,859	1903
280,816	1,783,066	20,093	2,083,975	30	1,517	148,547	150,094	1904
86,597	2,766,634	11,961	2,865,192	245	5,330	251,990	257,565	1905
17,825	3,490,234	20,707	3,528,766	9,140	1,483	117,907	257,565	1906
18,600	2,611,287	48,292	2,678,179	7,069	210	38,762	46,041	1907*
162,656	3,445,794	34,979	3,643,429	7,691	2,737	32,329	42,757	1908
158,590	3,876,756	29,408	4,064,754	11,871	8,256	70,393	90,520	1909
31,738	5,480,661	9,554	5,521,953	9	220,446	320,917	541,372	1910
138,770	4,504,760	13,808	4,637,338	7,583	1,731,393	450,349	2,189,325	1911
39,613	5,045,301	28,797	5,113,711	14,047	797,553	587,740	1,099,340	1912
389	7,238,068	37,382	7,275,839	3	757,642	20,444	778,089	1913

4 GEORGE V., A. 1914

No. 25 (D)—CANADIAN EXPORTS from Canada—

Fiscal Years.	PROVISIONS—BUTTER (a).							
	Quantities.				Values.			
	United Kingdom.	United States.	Other Countries.	Totals.	United Kingdom.	United States.	Other Countries.	Totals.
	Lbs.	Lbs.	Lbs.	Lbs.	\$	\$	\$	\$
1868	10,191,565	6,702,593	971,152	17,865,310	1,196,586	1,088,015	143,061	2,427,662
1869	6,385,644	3,392,159	1,075,465	10,853,268	1,367,724	772,063	202,483	2,342,270
1870	7,735,944	3,607,714	917,229	12,260,887	1,449,428	712,244	191,898	2,353,570
1871	9,954,531	4,276,661	1,208,074	15,439,266	1,928,731	909,750	226,753	3,065,234
1872	14,319,440	3,268,782	1,480,226	19,068,448	2,719,118	634,239	259,322	3,612,679
1873	9,819,169	3,965,714	1,423,750	15,208,633	1,833,223	751,496	224,260	2,808,979
1874	8,638,736	2,802,488	791,822	12,233,046	1,743,333	712,002	164,970	2,620,305
1875	6,579,405	1,301,991	1,386,648	9,268,044	1,668,524	353,987	314,813	2,337,324
1876	9,430,712	1,619,206	1,200,148	12,250,066	1,975,905	339,317	225,672	2,540,894
1877	12,997,380	305,255	1,389,154	14,691,789	2,746,630	65,773	261,006	3,073,409
1878	11,031,366	783,650	1,191,610	13,006,626	2,048,838	140,932	192,467	2,382,237
1879	12,656,567	285,500	1,365,910	14,307,977	1,891,611	37,577	172,709	2,101,897
1880	16,687,978	537,785	1,289,599	18,535,362	2,756,064	111,158	190,847	3,058,069
1881	16,282,376	291,862	1,075,253	17,649,491	3,333,419	58,522	181,093	3,573,034
1882	11,183,746	2,711,977	1,266,116	15,161,839	2,195,127	529,169	211,860	2,936,156
1883	6,230,173	986,387	889,887	8,106,447	1,330,585	206,154	169,078	1,705,817
1884	6,889,713	236,921	948,903	8,075,537	1,395,652	46,618	170,211	1,612,481
1885	6,028,902	88,081	1,213,805	7,330,788	1,212,768	16,795	201,342	1,430,905
1886	3,546,182	111,388	1,011,171	4,668,741	652,863	17,545	161,947	832,355
1887	4,076,365	100,895	1,308,249	5,485,509	757,261	17,207	204,658	979,126
1888	3,343,601	64,230	1,007,550	4,415,381	614,214	13,468	170,991	798,673
1889	902,087	36,096	842,582	1,780,765	174,027	7,879	150,052	331,958
1890	1,029,346	27,667	894,572	1,951,585	184,105	5,059	150,967	340,131
1891	2,758,855	68,008	941,238	3,768,101	440,060	10,054	152,061	602,175
1892	4,636,550	40,262	1,059,884	5,736,696	877,455	6,038	172,565	1,056,058
1893	6,076,757	41,323	917,933	7,036,013	1,118,614	7,539	170,661	1,296,814
1894	4,084,537	33,186	816,898	5,534,621	936,422	6,048	153,118	1,095,588
1895	2,751,848	27,757	870,653	3,650,258	536,797	5,365	155,314	697,476
1896	4,970,407	16,708	902,486	5,889,241	893,053	2,729	156,307	1,052,089
1897	10,413,131	37,676	1,002,544	11,453,351	1,912,389	6,233	170,551	2,089,173
1898	10,461,823	18,913	773,051	11,253,787	1,915,550	3,738	127,398	2,046,686
1899	19,120,034	24,644	994,517	20,139,195	3,526,007	3,984	170,882	3,700,873
1900	24,317,436	28,804	913,497	25,259,737	4,947,000	5,044	170,112	5,122,156
1901	15,602,445	25,932	707,151	16,335,528	3,142,353	5,839	147,471	3,295,663
1902	26,846,205	249,180	760,593	27,855,978	5,459,300	41,149	160,092	5,660,541
1903	32,203,914	50,745	1,874,255	34,128,944	6,554,014	10,225	390,379	6,954,618
1904	22,979,617	31,416	1,556,968	24,568,001	4,400,774	6,497	316,884	4,724,155
1905	29,990,669	378,959	1,394,675	31,764,303	5,568,999	70,580	290,800	5,930,379
1906	32,904,990	113,258	1,013,277	34,031,525	6,802,003	33,965	239,571	7,075,539
1907*	7,243,390	17,084	818,034	18,078,508	3,805,925	3,539	202,145	4,011,609
1908	3,810,226	190,916	785,812	4,786,954	823,761	38,899	206,043	1,068,703
1909	5,353,770	92,468	860,117	6,326,355	1,273,481	18,246	229,706	1,521,436
1910	2,595,357	1,103,837	916,186	4,615,380	587,493	199,854	222,927	1,010,274
1911	1,733,060	471,816	937,776	3,142,682	401,621	91,313	251,354	744,288
1912	7,458,936	630,480	754,986	8,844,402	1,769,510	103,819	204,587	2,077,916
1913	651	304,593	523,139	828,323	173	75,192	148,213	223,578

* 9 months.

(a) Includes "Cheese and Lard" prior to 1869.

SESSIONAL PAPER No. 10

Animals and their Produce.—Continued.

PROVISIONS—CHEESE.								Fiscal Years.
Quantities.				Values.				
United Kingdom.	United States.	Other Countries.	Totals.	United Kingdom.	United States.	Other Countries.	Totals.	
Lbs.	Lbs.	Lbs.	Lbs.	\$	\$	\$	\$	
Included with "Butter" prior to 1869.								1868
4,746,127	29,070	28,173	4,503,370	543,524	3,394	2,654	549,572	1868
5,772,252	24,970	30,560	5,827,782	667,541	2,872	4,073	674,486	1870
8,163,659	86,374	21,406	8,271,439	1,099,052	8,413	2,441	1,109,906	1871
16,249,961	99,432	74,632	16,424,025	1,817,857	12,829	9,598	1,840,284	1872
18,787,525	621,049	74,637	19,483,211	2,207,779	63,727	8,906	2,280,412	1873
22,634,897	1,156,579	259,506	24,050,982	3,348,840	137,143	37,218	3,523,201	1874
30,889,353	1,406,805	45,872	32,342,030	3,681,296	198,878	6,052	3,886,226	1875
33,927,697	1,026,995	69,398	35,024,090	3,639,629	104,403	7,236	3,751,268	1876
33,659,159	2,215,984	55,381	35,930,524	3,447,310	295,294	5,971	3,748,575	1877
36,331,358	1,641,248	81,688	38,054,294	3,801,643	186,530	9,348	3,997,521	1878
43,959,028	2,311,376	143,631	46,414,035	3,589,317	188,317	12,666	3,790,300	1879
39,153,726	1,141,358	73,594	40,368,678	3,772,769	114,507	6,090	3,893,366	1880
48,913,873	260,529	81,121	49,255,523	5,471,362	28,500	10,581	5,510,443	1881
50,555,644	156,024	95,381	50,807,049	5,471,676	18,436	10,756	5,500,868	1882
57,672,959	221,529	146,899	58,041,387	6,409,857	24,468	17,545	6,451,870	1883
69,338,074	231,149	186,200	69,755,423	7,207,425	24,866	19,698	7,251,989	1884
78,841,459	628,168	185,740	79,655,367	8,178,953	68,978	17,309	8,265,240	1885
77,823,157	174,674	115,096	78,112,927	6,729,134	15,478	16,014	6,754,626	1886
73,185,517	304,318	114,613	73,604,448	7,065,983	30,667	12,328	7,108,978	1887
83,323,842	758,162	91,263	84,173,267	8,834,997	83,153	10,092	8,928,242	1888
88,109,021	297,417	128,399	88,534,837	8,871,205	31,473	13,006	8,915,684	1889
94,037,860	67,318	155,009	94,260,187	9,349,731	6,425	16,056	9,372,212	1890
105,942,677	128,256	131,207	106,202,140	9,481,373	13,485	13,942	9,508,800	1891
117,703,193	383,409	183,450	118,270,052	11,593,690	39,558	19,164	11,652,412	1892
133,559,110	163,664	223,591	133,946,365	13,360,237	23,578	23,655	13,407,470	1893
154,557,761	63,984	355,735	154,977,480	15,439,198	9,552	39,441	15,488,191	1894
145,726,022	32,292	246,336	146,004,650	14,220,505	5,058	27,439	14,253,002	1895
164,410,940	60,371	217,812	164,689,123	13,924,672	10,359	21,540	13,956,571	1896
163,942,649	33,962	244,088	164,220,799	14,645,859	4,486	25,894	14,676,239	1897
196,220,771	143,349	336,203	196,703,323	17,522,681	14,604	35,478	17,572,763	1898
189,259,989	169,010	398,840	189,827,835	16,718,418	17,739	40,608	16,776,765	1899
185,627,757	40,479	316,194	185,984,430	19,812,670	4,836	38,818	19,856,324	1900
195,125,317	345,933	455,147	195,926,397	20,609,361	37,601	49,989	20,696,951	1901
200,392,350	86,502	467,549	200,946,401	19,620,239	12,038	51,014	19,686,291	1902
228,394,482	56,676	648,767	229,099,925	24,620,004	7,779	85,160	24,712,943	1903
233,293,338	34,608	646,770	233,980,716	24,099,004	5,386	80,176	24,184,566	1904
214,744,150	110,756	878,353	215,733,259	20,174,211	14,182	112,107	20,300,500	1905
214,877,077	114,023	843,443	215,834,543	24,300,908	16,082	116,179	24,433,169	1906
177,442,106	41,776	657,685	178,141,567	21,909,879	6,900	89,805	22,006,584	1907
188,823,188	134,527	752,748	189,710,463	22,763,736	17,732	105,769	22,887,237	1908
164,060,903	157,987	659,149	164,907,139	20,268,166	19,428	97,072	20,334,666	1909
179,937,468	154,490	767,928	180,859,886	21,481,566	23,995	102,131	21,607,692	1910
180,658,059	285,469	952,196	181,895,724	20,577,542	36,034	125,931	20,739,507	1911
162,395,097	167,591	887,996	163,450,684	20,733,064	31,653	124,101	20,888,818	1912
153,886,885	261,682	1,067,825	155,216,392	20,497,195	41,366	158,583	20,697,144	1913

4 GEORGE V., A. 1914

No. 25 (D)—CANADIAN EXPORTS from Canada—

Fiscal Years.	PROVISIONS—EGGS.							
	Quantities.				Values.			
	United Kingdom.	United States.	Other Countries.	Totals.	United Kingdom.	United States.	Other Countries.	Totals.
	Doz.	Doz.	Doz.	Doz.	\$	\$	\$	\$
1868	660	1,889,146	4,066	1,893,872	66	205,451	454	205,971
1869		1,537,473	1,938	1,539,411		188,050	199	188,249
1870		2,459,583	1,101	2,460,687		314,635	157	314,812
1871		3,304,133	8,012	3,312,145		422,843	1,190	424,033
1872		3,714,745	10,232	3,724,977		453,491	1,022	454,513
1873		3,743,247	10,534	3,753,781		508,270	1,177	509,447
1874		4,405,500	2,034	4,407,534		587,284	315	587,599
1875	81,078	3,427,830	12,160	3,521,068	12,250	420,548	1,475	434,273
1876	1,700	3,863,671	15,442	3,880,813	200	506,502	1,723	508,425
1877	9,610	4,999,445	16,898	5,025,953	1,290	531,560	2,041	534,891
1878	93,759	5,152,542	16,619	5,262,920	13,509	631,204	1,861	646,574
1879	260,890	5,167,738	12,194	5,440,822	18,691	554,164	1,238	574,093
1880	14,888	6,416,501	21,191	6,452,580	1,510	736,902	2,253	740,665
1881	24,831	9,044,640	20,664	9,090,135	1,877	1,099,454	2,481	1,103,812
1882	370,134	10,115,315	13,633	10,499,082	60,080	1,581,873	1,756	1,643,709
1883		13,413,744	37,666	13,451,410		2,251,304	5,282	2,256,586
1884		11,384,856	105,999	11,490,855		1,950,561	9,636	1,960,197
1885		11,512,279	30,424	11,542,703		1,826,729	3,903	1,830,632
1886		12,708,883	49,649	12,758,532		1,722,579	5,503	1,728,082
1887		12,907,956	37,370	12,945,326		1,821,364	4,195	1,825,559
1888	2,379	14,147,739	20,741	14,170,859	262	2,119,582	2,439	2,122,283
1889	98	14,011,017	17,778	14,028,893	18	2,156,725	2,767	2,159,510
1890	3,600	12,825,735	10,325	12,839,660	820	1,793,104	1,290	1,795,214
1891	649,476	7,354,235	19,224	8,022,935	83,589	1,074,247	2,523	1,160,359
1892	3,987,655	3,918,015	25,534	7,931,204	592,218	494,409	3,171	1,089,798
1893	4,104,632	2,664,942	35,858	6,805,432	538,944	324,355	4,708	868,007
1894	3,449,243	1,611,881	80,462	5,141,586	503,533	199,636	10,885	714,054
1895	4,184,271	2,256,518	60,028	6,500,817	524,577	275,827	7,586	807,990
1896	5,585,725	894,989	39,964	6,520,678	704,768	97,309	5,009	807,086
1897	6,939,496	479,258	57,882	7,476,636	923,965	47,623	6,891	978,479
1898	10,280,466	38,643	50,887	10,369,996	1,244,051	5,029	6,224	1,255,304
1899	9,564,220	45,029	43,263	9,652,512	1,254,392	6,666	6,005	1,267,063
1900	10,109,383	21,929	56,594	10,187,906	1,447,030	2,621	8,251	1,457,902
901	11,273,452	37,197	52,415	11,363,064	1,677,727	6,529	7,384	1,691,640
1902	11,353,825	237,435	43,848	11,635,108	1,691,024	35,764	6,454	1,733,242
1903	7,305,136	46,773	52,191	7,404,100	1,420,760	6,436	8,934	1,436,130
1904	5,679,048	30,387	70,881	5,780,316	1,036,035	5,641	11,720	1,053,396
1905	3,352,485	100,548	148,394	3,601,427	660,610	22,702	29,554	712,866
1906	2,688,977	18,339	214,409	2,921,725	448,463	5,067	41,646	495,176
1907*	2,434,508	34,286	122,411	2,591,205	521,656	7,632	27,269	556,557
1908	1,272,545	23,051	70,294	1,365,890	279,977	5,953	15,888	301,818
1909	445,152	52,201	55,497	552,850	99,109	13,054	12,152	124,315
1910	33,465	35,732	91,453	160,650	9,333	11,551	20,882	41,766
1911	7,067	24,688	60,409	92,164	2,428	6,927	15,321	24,676
1912	129,830	17,403	55,998	203,231	37,800	4,527	14,397	56,724
1913	51,294	9,852	86,273	147,419	9,224	2,574	23,721	35,519

*9 months.

SESSIONAL PAPER No. 10

Animals and their Produce.—*Continued.*

PROVISIONS — LARD.								Fiscal Years.
Quantities.				Values.				
United Kingdom.	United States.	Other Countries.	Totals.	United Kingdom.	United States.	Other Countries.	Totals.	
Lbs.	Lbs.	Lbs.	Lbs.	\$	\$	\$	\$	
Included with 'Butter' prior 1869.								1868
441,983	12,009	11,298	465,290	55,157	1,315	1,534	58,006	1869
1,282,552	69,340	17,225	1,369,117	188,168	8,808	2,528	199,504	1870
1,232,637	12,235	46,266	1,291,138	140,912	1,236	6,500	148,648	1871
939,102	84,146	40,799	1,114,047	92,364	8,256	5,101	105,721	1872
2,276,824	58,846	17,674	2,353,344	195,305	6,813	2,104	204,222	1873
2,107,205	8,234	21,706	2,137,145	214,672	1,238	2,587	218,497	1874
315,660	12,792	10,604	339,056	37,090	1,969	1,485	40,544	1875
			637,555	44,380	5,639	1,777	51,796	1876
			539,826	55,578	5,883	1,537	62,998	1877
461,476	65,410	12,940	539,826	55,578	5,883	1,537	62,998	1877
258,617	342	6,388	265,347	26,880	37	724	27,641	1878
288,501	20,872	3,070	312,443	16,857	1,296	311	18,464	1879
446,238	47,040	5,402	498,680	25,992	4,760	518	31,270	1880
203,508		6,171	209,679	19,173		709	19,882	1881
131,756	64	3,349	135,169	13,382	10	477	13,869	1882
46,318	50	4,835	51,203	5,192	5	658	5,855	1883
186,999	19,932	7,841	214,772	18,549	1,994	882	21,425	1884
59,112	40	4,407	63,559	5,035	5	451	5,491	1885
90,772	40	4,978	95,790	6,215	5	502	6,722	1886
157,160	115	1,973	159,248	12,222	12	200	12,434	1887
68,255	5,180	1,730	75,165	6,479	459	131	7,069	1888
90,397	100	1,505	92,002	8,192	13	136	8,341	1889
82,300	20	114	82,434	6,061	1	10	6,072	1890
28,700	14,700	4,334	47,734	1,862	970	342	3,174	1891
26,650	245	4,991	31,886	2,001	12	491	2,504	1892
698,517	90	11,017	709,624	65,861	8	904	66,773	1893
794,628	1,392	6,905	802,925	75,758	155	776	76,689	1894
1,272,701		3,885	1,276,586	103,833		297	104,130	1895
154,240	15,820	3,499	173,559	11,267	1,322	283	12,872	1896
172,060		56,143	228,203	13,765		3,200	16,965	1897
246,270	660	6,192	253,122	18,500	40	556	19,096	1898
170,137	1,600	1,484,267	1,656,004	5,662	90	62,117	67,869	1899
190,128	2,100	4,742	196,970	10,667	174	374	11,215	1900
835,949	1,452	9,237	846,633	57,521	151	930	58,602	1901
167,980	100	150,996	319,076	12,531	10	9,645	22,186	1902
2,322,585	1,126	90,264	2,413,975	227,080	130	8,797	236,007	1903
441,539	50	52,347	493,936	40,228	4	5,385	45,617	1904
1,170,317	58,861	55,011	1,284,189	100,308	4,560	5,732	110,540	1905
116,720	10,864	1,940	129,524	11,666	1,192	181	13,039	1906
184,961	55	11,483	196,499	19,159	5	1,297	20,461	1907*
1,138,896	8,247	157,802	1,304,945	115,811	549	14,611	130,971	1908
347,189		10,258	357,447	34,601		920	35,521	1909
1,390,788	34,914	57,578	1,483,280	125,264	2,555	5,449	133,268	1910
168,838	227	10,094	179,159	21,134	24	1,256	22,414	1911
181,558	290	17,156	199,004	20,832	34	2,239	23,105	1912
34,500	2,475	9,663	46,638	4,080	369	1,068	5,517	1913

† Includes 'Tallow' from Ontario.

No. 25 (D)—CANADIAN EXPORTS from Canada—

Fiscal Years.	PROVISIONS—MEATS—BACON. (a).							
	Quantities.				Values.			
	United Kingdom.	United States.	Other Countries.	Totals.	United Kingdom.	United States.	Other Countries.	Totals.
	Lbs.	Lbs.	Lbs.	Lbs.	\$	\$	\$	\$
1868	9,359,500	61,600	25,800	9,446,900	775,008	4,821	3,652	783,481
1869	7,705,000	145,900	5,500	7,856,400	851,675	17,490	581	869,746
1870	14,925,800	474,900	2,123,600	17,524,300	1,506,366	42,478	4,479	1,553,323
1871	10,258,000	77,100	9,300	10,344,400	1,010,023	7,745	1,150	1,018,918
1872	11,718,800	803,000	22,100	12,543,900	935,717	61,190	2,249	999,156
1873	34,294,200	1,379,800	24,300	35,698,300	2,233,076	88,117	2,106	2,323,299
1874	17,530,600	496,300	42,500	18,069,400	1,538,544	43,375	5,544	1,587,463
1875	6,950,900	1,888,900	57,100	8,896,900	667,701	154,110	4,880	826,691
1876	7,257,800	740,600	60,900	8,059,300	756,272	74,653	8,180	839,105
1877	8,147,000	5,893,600	50,000	14,090,600	788,187	468,027	6,041	1,252,255
1878	4,468,796	20,236	30,387	4,518,419	361,787	1,924	3,608	367,319
1879	3,790,331	184,232	2,713	3,977,276	221,050	20,952	249	242,851
1880	8,604,405	3,941	8,393	8,616,739	466,465	366	959	467,790
1881	9,780,571	472	4,046	9,785,089	717,080	62	447	717,589
1882	9,200,533	1,420	11,724	9,213,677	1,005,848	64	1,579	1,007,491
1883	3,722,693	547	13,484	3,736,724	434,959	75	1,939	436,973
1884	7,513,524	312	32,971	7,546,807	729,624	38	1,928	731,590
1885	7,168,364	8,820	12,076	7,189,260	628,945	461	1,208	630,614
1886	8,128,591	368	14,544	8,143,503	619,598	37	1,381	621,016
1887	11,024,253	133	6,303	11,030,689	870,430	17	719	871,166
1888	6,692,654	25	9,181	6,701,860	628,332	9	983	629,324
1889	3,870,691	613	8,478	3,879,782	359,921	83	1,066	361,070
1890	7,224,021	643	10,672	7,235,336	606,251	81	1,163	607,495
1891	7,137,586	968	12,202	7,150,756	589,599	118	1,135	590,852
1892	11,493,340	2,954	48,001	11,544,295	1,089,060	369	4,776	1,094,205
1893	17,274,676	2,132	11,503	17,288,311	1,828,555	285	1,525	1,830,368
1894	26,765,866	41,050	19,924	26,826,840	2,748,072	4,334	2,073	2,754,479
1895	37,505,934	6,934	13,190	37,526,058	3,544,015	718	1,374	3,546,107
1896	47,080,980	8,774	17,888	47,057,642	3,799,428	881	1,826	3,802,135
1897	59,522,464	12,474	11,112	59,546,050	5,058,074	1,193	1,126	5,060,393
1898	76,779,313	53,619	12,016	76,844,948	7,283,624	6,352	1,309	7,291,285
1899	111,820,279	36,732	11,927	111,868,938	9,948,324	3,992	1,266	9,953,582
1900	132,156,051	9,354	10,283	132,175,688	12,469,209	1,235	1,065	12,471,509
1901	102,709,560	290,204	20,897	103,020,661	11,458,235	33,343	2,290	11,493,868
1902	105,484,006	349,589	7,771	105,841,366	12,119,342	42,047	1,564	12,162,953
1903	137,745,525	4,218	204,809	137,954,552	15,429,122	747	25,305	15,455,174
1904	123,943,777	4,103	12,718	124,060,598	12,590,669	635	12,217	12,603,521
1905	116,705,157	3,292	126,601	116,835,050	12,180,817	454	13,187	12,194,458
1906	98,173,242	510,589	441,228	99,125,059	11,563,619	55,411	47,677	11,666,707
1907*	75,326,704	1,978	50,237	75,378,919	9,012,496	334	5,640	9,018,470
1908	91,961,759	4,381	35,077	92,001,217	10,784,920	834	4,742	10,790,496
1909	70,356,985	1,803,381	13,022	72,173,388	8,206,107	206,227	1,715	8,414,049
1910	45,509,550	58,663	8,670	45,576,883	6,422,747	7,338	1,274	6,431,359
1911	55,971,989	81,857	14,761	56,068,607	8,005,071	11,943	2,440	8,019,454
1912	58,351,392	590,810	37,761	58,979,963	7,437,526	78,058	4,778	7,520,362
1913	35,963,906	151,182	97,102	36,212,190	5,313,711	23,796	13,338	5,350,845

* 9 months. (a) Includes 'Hams' prior 1878.

SESSIONAL PAPER No. 10

Animals and their Produce.—*Continued.*

PROVISIONS—MEATS—BEEF (<i>b</i>).								Fiscal Years.
Quantities.				Values.				
United Kingdom.	United States.	Other Countries.	Totals.	United Kingdom.	United States.	Other Countries.	Totals.	
Lbs.	Lbs.	Lbs.	Lbs.	\$	\$	\$	\$	
2,059,200	177,100	188,300	2,424,600	177,488	14,506	11,711	203,705	1868
1,222,700	272,100	613,800	2,108,600	95,672	18,457	40,106	154,235	1869
				111,904	20,329	65,432	197,665	1870
1,816,200	2,027,700	243,700	4,087,600	150,812	71,789	18,765	241,366	1871
1,164,800	667,600	69,800	1,902,200	92,438	54,475	13,959	160,872	1872
995,400	376,500	65,500	1,437,400	78,231	24,584	10,575	113,390	1873
1,984,400	3,574,200	343,200	5,901,800	172,502	80,738	17,068	270,308	1874
700,600	832,800	311,600	1,845,000	69,472	48,110	16,165	133,747	1875
1,118,500	234,100	220,600	1,573,200	109,260	15,114	15,734	140,108	1876
2,848,500	1,665,700	325,800	4,840,000	223,807	126,432	25,735	375,974	1877
4,752,846	116,279	265,119	5,134,244	418,299	18,603	14,974	451,876	1878
1,685,147	37,129	328,396	2,050,672	131,014	1,674	15,899	148,587	1879
333,216	104,261	255,365	692,842	24,729	5,539	11,680	41,948	1880
909,403	27,121	441,285	1,372,809	63,278	1,687	18,773	83,738	1881
304,048	95,472	350,222	749,742	25,095	6,848	17,855	49,798	1882
10,730	209,657	408,341	628,728	1,217	17,117	22,388	40,722	1883
36,766	62,272	324,877	423,915	3,718	4,994	18,757	27,469	1884
1,850	109,913	431,346	542,209	140	8,834	25,543	34,517	1885
13,436	67,592	452,325	533,353	626	4,802	23,317	28,745	1886
11,408	40,380	398,918	450,706	1,071	2,262	18,813	22,146	1887
18,404	50,629	481,597	550,630	1,975	2,670	19,450	24,095	1888
20,855	42,750	385,553	449,158	1,752	3,299	22,919	27,970	1889
16,410	24,359	211,165	251,934	961	1,843	12,324	15,128	1890
8,700	9,440	291,651	309,791	740	699	14,612	16,051	1891
	6,116	139,727	145,843		344	6,110	6,454	1892
3,705	2,456	349,945	356,106	394	153	20,732	21,279	1893
2,012,980	3,070	261,062	2,277,112	135,247	179	11,651	147,077	1894
5,324,793	151,260	197,539	5,673,592	418,440	6,066	13,547	438,053	1895
53,556	125,407	232,505	411,468	3,402	3,675	14,081	21,158	1896
383,633	1,129,576	147,011	1,660,220	23,085	42,723	7,230	73,038	1897
483,225	180,096	234,879	898,200	33,871	8,880	11,501	54,252	1898
80,814	21,950	261,046	363,810	7,975	1,471	15,205	24,651	1899
2,348,653	59,179	239,348	2,847,180	203,339	3,084	15,966	220,389	1900
8,819,213	64,831	826,414	9,710,458	725,737	4,334	83,272	813,343	1901
4,047,657	19,793	259,961	4,327,413	395,294	1,897	16,904	414,095	1902
1,586,882	75,044	716,249	2,378,175	131,787	8,668	66,108	206,563	1903
1,823,101	128,032	1,006,627	2,962,760	161,013	10,361	83,919	255,293	1904
468,220	204,483	658,829	1,331,532	31,665	19,302	41,359	92,326	1905
763,169	27,978	2,096,815	2,887,962	47,839	3,341	149,538	200,718	1906
889,437	73,937	491,837	1,455,211	59,496	10,116	32,948	102,560	1907*
1,334,892	81,592	836,591	2,253,075	77,002	11,522	59,766	148,290	1908
1,094,323	71,214	406,048	1,571,585	86,950	9,241	32,353	128,544	1909
828,140	48,503	441,754	1,318,397	69,072	7,561	33,360	109,993	1910
482,371	1,957	490,033	974,411	43,886	204	47,794	91,884	1911
274,419	5,711	668,641	948,771	28,641	487	57,468	86,596	1912
782,920	19,474	768,585	1,570,979	71,896	1,912	61,303	135,111	1913

(b) Includes "Mutton" prior to 1878.

4 GEORGE V., A. 1914

No. 25 (D)—CANADIAN EXPORTS from Canada—

Fiscal Years.	PROVISIONS—MEATS—CANNED OR PRESERVED.							
	Quantities.				Values.			
	United Kingdom.	United States.	Other Countries.	Totals.	United Kingdom	United States.	Other Countries.	Totals.
	Lbs.	Lbs.	Lbs.	Lbs.	\$	\$	\$	\$
1868								
1869								
1870								
1871								
1872								
1873								
1874								
1875								
1876					40,091	56,824		96,915
1877	1,136,481	5,008	337,081	1,478,570	139,672	581	40,542	180,795
1878	1,094,013	5,072	7,977	1,107,062	197,413	732	1,293	199,438
1879	591,060	51,437	27,719	670,216	76,196	5,828	4,076	86,100
1880	1,049,951	116,666	4,567	1,171,184	110,534	13,522	535	124,591
1881	1,010,743	26,583	2,925	1,040,251	100,464	2,522	303	103,289
1882	1,256,687	23,533	5,465	1,286,005	122,537	1,880	471	124,888
1883	1,620,829	148,780	1,165	1,770,774	163,515	16,403	162	180,080
1884	1,777,887	6,197	9,165	1,793,249	158,870	515	827	160,212
1885	256,197		1,396	257,593	20,510		121	20,631
1886	211,942	53,114	9,804	274,860	16,874	4,403	1,007	22,284
1887	392,075	52,520	35,520	480,115	35,745	4,776	2,475	42,996
1888	1,314,605	31,584	302	1,346,491	124,575	2,303	53	126,931
1889	354,687	10,368	1,352	366,407	28,841	756	73	29,670
1890	1,155,848	400	700	1,156,948	107,817	108	97	108,022
1891	2,736,150	30,186	744	2,767,080	267,959	3,155	70	271,184
1892	6,371,226		25,274	6,396,500	628,727		2,620	631,347
1893	10,077,846	75	37,705	10,115,626	1,001,314	4	3,769	1,005,087
1894	7,790,962	21,574	16,486	7,829,022	727,105	2,028	1,507	730,640
1895	3,417,401	48,333	4,712	3,470,446	314,841	4,421	440	319,702
1896	9,306,885	28,810	3,642	9,339,337	816,850	2,101	437	819,388
1897	4,826,508	120	22,266	4,848,894	308,216	9	2,224	310,449
1898	2,348,382	37,160	38,531	2,424,073	217,506	3,873	3,674	225,053
1899	1,067,049	1,676	41,440	1,110,165	92,668	507	4,312	97,487
1900	2,139,207	34,793	705,897	2,879,897	235,284	4,464	69,400	309,148
1901	3,103,864	22,903	600,230	3,726,997	357,047	3,637	59,255	419,959
1902	8,466,292	11,327	167,296	8,644,916	855,895	1,071	24,612	881,578
1903	5,543,826	70,760	169,069	5,783,655	595,072	6,208	18,019	619,299
1904	23,021,794	23,890	408,070	23,453,754	2,299,963	2,283	40,785	2,343,031
1905	38,190,651	758	164,626	38,356,035	3,525,270	119	13,587	3,528,976
1906	13,503,781	17,681	144,361	13,665,823	1,349,880	2,380	15,333	1,367,593
1907*	3,105,768	730	272,427	3,378,925	372,933	158	40,021	413,112
1908	1,182,650	6,929	120,383	1,309,962	138,608	687	12,944	152,239
1909	1,648,616	1,853	4,111	1,654,580	195,015	290	538	195,843
1910	1,685,833	3,499	7,386	1,696,718	191,832	621	1,026	193,479
1911	393,999	9,408	15,338	418,745	52,211	1,625	2,316	56,152
1912	191,454	6,465	40,481	238,403	19,204	950	4,158	24,312
1913	244,732	2,661	7,544	254,937	25,788	355	575	26,718

Not separately stated prior to 1876.

*9 months.

SESSIONAL PAPER No. 10

Animals and their Produce.—*Continued.*

PROVISIONS—MEATS—HAMS.								Fiscal Years.
Quantities.				Values.				
United Kingdom.	United States.	Other Countries.	Totals.	United Kingdom.	United States.	Other Countries.	Totals.	
Lbs.	Lbs.	Lbs.	Lbs.	\$	\$	\$	\$	
Included with "Bacon" prior to 1878.								1868
								1869
								1870
								1871
								1872
								1873
								1874
								1875
								1876
								1877
1,105,803	8,465	54,537	1,168,805	103,753	689	6,171	110,613	1878
653,516	927	15,435	669,878	44,036	95	1,633	45,764	1879
901,639	16,012	37,961	955,603	60,730	1,606	3,867	66,203	1880
536,584	19,243	13,771	569,598	37,935	1,591	1,219	40,745	1881
591,410	1,049	23,488	615,947	61,250	99	3,018	64,367	1882
507,421	81	10,134	517,636	60,658	12	1,615	62,285	1883
556,417	25	14,721	571,163	59,940	3	2,269	62,212	1884
910,588	41,593	7,646	962,827	80,549	5,102	990	86,641	1885
415,360	1,276	6,351	422,987	31,984	139	713	32,836	1886
379,447	904	14,902	395,253	33,522	111	1,591	35,224	1887
303,877	730	13,356	317,963	29,063	85	1,543	30,691	1888
174,162	29	12,709	186,900	18,815	4	1,404	20,223	1889
246,065	156	10,531	256,746	22,364	25	1,195	23,584	1890
391,943	461	11,077	403,481	36,398	57	1,162	37,617	1891
558,812	374	38,897	598,083	53,939	46	3,816	57,801	1892
1,142,162	468	73,406	1,216,036	132,091	48	8,011	140,150	1893
1,518,797	92,923	70,447	1,682,167	166,706	9,299	7,890	183,895	1894
2,547,852	10,927	49,139	2,607,968	254,326	1,065	5,207	260,602	1895
6,587,533	15,708	75,202	6,678,443	570,921	2,068	6,844	579,833	1896
9,466,832	53,146	60,424	9,582,402	773,549	3,906	5,771	783,226	1897
8,429,249	2,015	32,617	8,463,881	745,858	209	3,426	749,493	1898
4,752,854	11,393	19,742	4,783,989	459,266	1,717	1,911	462,896	1899
2,793,078	1,305	61,803	2,856,186	279,966	191	6,356	286,516	1900
2,420,448	67,434	40,962	2,528,844	274,550	5,508	4,520	284,578	1901
2,109,076	23,309	6,298	2,138,683	237,306	2,806	728	240,840	1902
3,953,646	3,640	45,071	4,002,357	444,617	476	6,067	451,160	1903
3,772,908	1,822	109,175	3,883,905	406,051	213	12,476	418,740	1904
2,676,961	2,687	186,115	2,865,763	307,155	212	14,134	321,501	1905
3,683,563	15,600	83,666	3,782,829	408,369	1,946	9,846	420,161	1906
1,634,899	175,022	21,240	1,831,161	183,809	17,259	2,584	203,652	1907*
3,157,702	6,425	9,823	3,173,950	368,829	870	1,433	371,132	1908
3,268,815	748	18,626	3,288,189	418,898	134	2,363	421,395	1909
3,238,704	1,966	20,196	3,260,806	413,645	340	2,901	416,886	1910
3,782,939	651	22,328	3,805,918	503,327	137	3,514	506,978	1911
2,998,850	31,504	94,241	3,124,595	383,720	4,183	11,426	399,329	1912
2,423,074	3,455	50,125	2,476,654	316,047	552	6,070	322,669	1913

4 GEORGE V., A. 1914

No. 25 (D)—CANADIAN EXPORTS from Canada—

Fiscal Years.	PROVISIONS—MEATS—MUTTON.							
	Quantities.				Values.			
	United Kingdom.	United States.	Other Countries.	Totals.	United Kingdom.	United States.	Other Countries.	Totals.
	Lbs.	Lbs.	Lbs.	Lbs.	\$	\$	\$	\$
1868								
1869								
1870								
1871								
1872								
1873								
1874								
1875								
1876								
1877								
1878	329,850	23,030	58,338	411,218	30,062	2,679	2,981	35,722
1879	233,604	12,675	54,636	300,915	14,552	771	2,260	17,583
1880	18,373	28,829	53,686	100,888	1,176	2,010	2,238	5,424
1881	44,968	47,855	80,975	173,798	2,518	2,625	3,671	8,814
1882	12,498	229,984	92,066	334,548	921	13,280	4,531	18,732
1883	5,136	344,319	47,825	397,280	535	19,770	2,521	22,826
1884	457	127,862	48,516	176,835	52	8,452	2,486	10,990
1885	6,000	211,048	113,328	330,376	500	12,667	5,564	18,731
1886		343,446	78,269	421,715		18,459	3,687	22,146
1887	1,764	347,854	65,785	415,403	172	17,745	2,839	20,756
1888	2,784	447,111	43,194	493,089	320	25,642	1,854	27,816
1889		73,951	45,334	119,285		6,064	2,506	8,570
1890		25,382	36,894	62,276		2,261	1,929	4,190
1891	75,798	174,118	42,075	291,991	8,066	13,807	2,120	23,993
1892		361,719	20,973	382,692		12,735	923	13,658
1893		44,452	45,505	89,957		5,606	2,065	7,671
1894		29,967	52,372	82,339		3,907	2,429	6,336
1895		65,604	46,712	112,316		3,526	2,247	5,773
1896	4,000	86,324	59,689	150,013	75	4,297	3,086	7,458
1897		127,061	74,454	201,515		7,681	3,709	11,390
1898		88,432	49,624	138,056		6,101	2,567	8,668
1899	88,785	12,520	38,577	139,882	7,527	1,098	2,038	10,663
1900	5,965	14,478	22,307	42,750	444	1,361	1,230	3,035
1901	25,015	13,885	37,975	76,875	2,330	1,321	2,061	5,712
1902	29,900	9,107	43,816	82,823	2,460	1,005	2,670	6,135
1903	16,300	46,463	21,449	84,212	1,382	5,007	1,405	7,794
1904	57,098	16,409	16,417	89,924	5,919	1,632	1,075	8,626
1905	60,017	47,386	53,299	160,702	3,263	3,692	3,554	10,509
1906	8,197	53,285	43,580	105,062	529	4,567	2,729	7,825
1907*		41,241	23,008	64,249		3,810	2,023	5,833
1908	321,064	2,976	17,622	341,662	40,488	432	1,616	42,536
1909		2,087	36,943	39,030		349	4,018	4,367
1910		25,893	44,339	70,232		3,701	4,103	7,804
1911		2,592	15,273	17,865		319	1,815	2,134
1912		31,993	17,114	49,107		2,517	1,661	4,178
1913		34,340	11,574	45,914		5,545	1,197	6,742

* 9 months.

SESSIONAL PAPER No. 10

Animals and their Produce.—*Continued.*

PROVISIONS—MEATS—PORK.								Fiscal Years.
Quantities.				Values.				
United Kingdom.	United States.	Other Countries.	Totals.	United Kingdom.	United States.	Other Countries.	Totals.	
Lbs.	Lbs.	Lbs.	Lbs.	£	\$	\$	\$	
1,726,600	208,500	1,195,300	3,130,400	132,951	15,477	91,024	239,452	1868
1,360,200	274,500	756,100	2,390,800	109,605	23,861	69,615	203,081	1869
1,928,400	2,987,300	927,500	5,843,200	170,081	12,113	92,107	274,301	1870
3,215,700	228,200	2,105,800	5,549,700	285,900	22,505	193,113	501,518	1871
670,400	298,100	929,700	1,898,200	49,344	21,895	67,193	138,432	1872
2,218,800	1,469,800	764,900	4,453,500	130,392	73,558	63,770	267,720	1873
5,861,700	3,204,900	962,500	10,029,100	65,028	177,775	72,007	314,810	1874
1,652,700	78,200	984,100	2,715,000	161,475	6,830	79,427	247,732	1875
1,201,600	118,600	1,299,800	2,620,000	117,695	7,745	117,345	242,785	1876
1,096,800	320,100	1,240,500	2,657,400	97,871	30,216	92,135	220,222	1877
328,004	17,018	568,748	913,770	23,044	1,302	34,960	59,306	1878
258,681	4,377	235,232	498,290	13,631	266	11,486	25,383	1879
895,242	41,110	345,039	1,281,391	46,680	2,988	17,612	67,280	1880
1,174,931	9,414	393,823	1,578,168	88,213	636	24,845	113,694	1881
761,379	11,623	452,406	1,225,408	62,015	1,064	30,542	93,621	1882
230,892	3,645	572,306	806,843	24,304	328	45,337	69,969	1883
325,381	2,213	303,376	630,970	23,648	189	20,681	44,518	1884
147,549	1,441	406,446	555,436	11,725	117	23,427	35,269	1885
98,632	5,642	241,831	346,105	6,055	382	12,474	18,911	1886
139,964	8,050	469,121	617,135	9,876	427	26,235	36,538	1887
2,200	7,393	284,547	294,140	188	417	18,972	19,577	1888
11,000	14,298	259,399	284,697	748	1,019	16,483	18,250	1889
9,800	2,490	226,609	238,899	506	195	13,580	14,281	1890
550	3,700	63,437	67,687	40	198	3,851	4,089	1891
2,600	1,465	138,321	142,386	194	112	7,560	7,866	1892
398,174	5,292	499,556	903,022	46,689	323	34,941	81,953	1893
476,963	1,177	277,582	755,722	19,776	138	18,195	38,109	1894
211,436	25,358	282,942	519,736	11,944	1,763	18,729	32,436	1895
873,161	7,884	461,904	1,342,949	36,874	475	27,567	64,916	1896
483,593	3,382	284,823	771,798	13,218	191	14,960	28,369	1897
1,371,993	3,226	227,042	1,602,261	38,748	242	13,162	52,152	1898
1,867,594	3,409	283,843	2,154,846	41,053	190	15,496	56,733	1899
663,359	9,659	436,532	1,109,550	21,386	582	23,041	45,009	1900
431,474	36,110	274,538	742,122	30,669	1,930	18,775	51,374	1901
101,517	6,101	515,297	622,915	8,503	664	44,903	54,070	1902
43,357	74,827	1,213,309	1,331,493	2,591	8,631	111,713	122,935	1903
188,512	135,807	3,964,752	4,289,071	23,851	18,055	404,601	446,507	1904
568,103	136,021	1,531,812	2,235,936	45,841	17,099	125,254	188,194	1905
338,008	58,584	379,244	775,836	32,916	7,632	17,181	57,729	1906
131,078	84,518	264,166	479,762	12,012	13,495	21,786	47,293	1907*
243,566	130,774	390,592	769,932	23,122	16,242	23,887	63,251	1908
310,499	73,204	189,988	573,691	26,784	11,358	13,486	51,628	1909
197,851	51,637	349,493	598,981	16,788	9,793	22,199	48,780	1910
96,931	31,190	289,456	417,577	12,627	7,225	26,235	46,087	1911
43,004	21,235	370,241	434,480	5,101	3,509	40,691	49,301	1912
4,063	57,411	460,059	521,533	462	7,021	50,477	57,960	1913

4 GEORGE V., A. 1914

No. 25 (D)—CANADIAN EXPORTS from Canada—

Fiscal Years.	PROVISIONS—ALL OTHER, N.E.S.				TOTAL PROVISIONS.			
	Values.				Values.			
	United Kingdom.	United States.	Other Countries.	Totals.	United Kingdom.	United States.	Other Countries.	Totals.
	\$	\$	\$	\$	\$	\$	\$	\$
1868	887	1,524	2,411	2,282,986	1,329,794	249,902	3,862,682
1869	464	2,004	2,468	3,023,821	1,026,634	317,172	4,367,627
1870	1,612	1,891	3,506	4,095,100	1,115,393	360,674	5,571,167
1871	1,612	1,967	3,579	4,617,042	1,446,248	449,912	6,513,202
1872	479	5,853	6,332	5,707,317	1,252,228	358,444	7,317,989
1873	1,165	3,143	4,308	6,679,171	1,519,708	312,898	8,511,777
1874	1,420	2,393	55	3,868	7,084,339	1,741,948	239,764	9,126,051
1875	1,978	1,689	93	3,760	6,299,786	1,186,121	424,390	7,910,297
1876	1,604	1,231	105	2,940	6,685,036	1,111,428	377,772	8,174,236
1877	3,460	1,004	69	4,533	7,493,805	1,524,770	435,077	9,453,652
1878	11,117	269	139	11,525	7,036,345	984,901	268,526	8,289,772
1879	2,272	71	367	2,710	6,019,827	811,011	222,894	7,053,732
1880	4,222	307	5	4,534	7,270,871	993,665	236,604	8,501,140
1881	4,523	606	5,129	9,839,842	1,196,205	244,122	11,280,169
1882	5,621	804	100	6,525	9,023,552	2,153,527	282,945	11,460,024
1883	1,821	628	2,449	8,432,643	2,536,264	266,525	11,233,432
1884	526	526	9,598,004	2,038,230	247,375	11,883,609
1885	25,289	2,048	405	27,742	10,164,414	1,941,736	280,263	12,386,413
1886	23,393	53,005	742	77,140	8,086,742	1,836,834	221,287	10,144,863
1887	12,719	49,385	3,146	65,250	8,799,001	1,943,973	277,199	11,020,173
1888	139,610	36,512	5,115	181,237	10,380,015	2,284,300	231,623	12,895,938
1889	18,561	98,097	2,504	119,162	9,482,080	2,305,412	212,916	12,000,403
1890	34,286	85,591	3,180	123,057	10,312,902	1,894,693	201,791	12,409,386
1891	4,676	29,707	8,054	42,437	10,914,362	1,146,497	199,872	12,260,731
1892	6,888	18,719	19,087	44,694	14,844,172	572,342	240,283	15,656,797
1893	13,918	17,440	14,710	46,068	18,106,617	379,342	285,681	18,771,640
1894	49,517	5,495	23,025	78,037	20,801,334	240,771	270,990	21,313,095
1895	67,162	19,150	16,358	102,670	19,996,440	322,963	248,538	20,567,941
1896	47,344	17,120	12,838	77,302	20,808,654	142,336	249,818	21,200,808
1897	334,185	48,201	18,679	401,065	24,006,305	162,246	260,235	24,428,786
1898	405,572	23,951	8,698	438,221	29,425,961	73,019	213,993	29,712,973
1899	155,306	19,853	7,245	182,404	32,216,600	57,307	327,079	32,600,986
1900	248,214	15,349	16,452	280,015	39,675,299	38,944	349,065	40,063,218
1901	532,541	16,140	14,787	563,468	38,868,071	116,353	390,734	39,375,158
1902	323,244	16,919	22,237	362,400	40,725,138	155,370	343,823	41,224,331
1903	211,343	28,691	20,468	260,502	49,637,772	82,998	742,355	50,463,125
1904	217,636	27,060	27,716	272,412	45,281,143	77,767	996,954	46,355,864
1905	156,921	42,519	37,209	236,649	42,755,060	193,361	686,477	43,636,898
1906	212,292	48,901	34,587	295,580	45,178,484	180,484	674,268	46,033,236
1907*	156,599	34,976	24,329	215,904	36,053,964	98,224	449,847	36,602,035
1908	724,362	23,669	46,350	794,381	36,140,616	117,389	493,049	36,751,054
1909	703,096	44,814	20,689	768,599	31,312,210	323,141	415,012	32,056,363
1910	753,494	40,611	11,274	805,379	30,071,234	307,920	427,526	30,806,680
1911	196,745	58,021	24,104	278,870	29,816,592	213,772	502,080	30,532,444
1912	1,127,176	62,958	38,626	1,228,760	31,562,574	292,695	504,132	32,359,401
1913	271,072	46,654	46,165	363,891	26,509,648	205,336	510,710	27,225,694

* 9 months.

SESSIONAL PAPER No. 10

Animals and their Produce.—*Continued.*

TALLOW.								Fiscal Years.
Quantities.				Values.				
United Kingdom.	United States.	Other Countries.	Totals.	United Kingdom.	United States.	Other Countries.	Totals.	
Lbs.	Lbs.	Lbs.	Lbs.	\$	\$	\$	\$	
14,100	14,100	1,157	1,157	1868
4,518	2,600	420	7,538	413	94	34	541	1869
.....	910	402	30	1,342	1870
.....	960	1,800	2,760	54	149	203	1871
.....	5,315	336	107	5,758	1872
124,792	1,325	2,810	128,927	12,001	72	213	12,286	1873
1,075,269	12,024	8,050	1,095,343	85,962	2,226	175	88,363	1874
455,064	29,385	205	484,654	14,534	3,188	15	17,737	1875
576,611	305,348	612	882,571	44,233	9,288	53	53,574	1876
195,668	203,675	2,642	401,985	13,479	16,386	252	30,117	1877
288,769	900	1,296	290,965	20,273	52	130	20,455	1878
1,041,816	3,456	9,355	1,054,627	71,126	209	730	72,065	1879
815,682	160	2,632	818,474	50,252	3	196	50,451	1880
273,542	222,846	258,939	855,327	18,152	27,780	20,241	66,173	1881
.....	807	135	942	53	8	61	1882
.....	1,856	2,008	3,864	508	202	710	1883
106,125	24,506	5,890	136,521	6,669	1,716	544	8,925	1884
61,593	1,031	62,624	3,952	82	4,034	1885
56,000	6,700	6,000	68,700	4,222	88	420	4,730	1886
.....	28,266	28,266	1,463	1,463	1887
.....	10,642	10,642	647	647	1888
58,809	900	19,896	79,605	3,808	72	1,162	5,042	1889
36,654	6,954	43,608	1,416	392	1,808	1890
.....	49,893	49,893	2,809	2,809	1891
.....	6,811	6,811	425	425	1892
35,034	50	4,850	39,934	1,956	3	324	2,283	1893
163,224	4,040	2,265	169,529	8,765	54	164	8,983	1894
.....	19,978	4,039	24,017	640	267	907	1895
.....	18,235	1,802	20,037	634	104	738	1896
24,000	70,715	100,657	195,372	600	1,792	1,991	4,383	1897
223,383	22,831	145,986	392,200	7,740	679	2,979	11,398	1898
1,517,707	30,850	147,536	1,696,093	57,046	1,086	4,744	62,876	1899
1,242,250	246,393	1,488,643	59,557	11,108	70,665	1900
1,586,741	11,163	134,660	1,732,564	82,090	455	5,579	88,124	1901
169,346	10,637	43,895	223,878	8,597	408	2,159	11,164	1902
283,720	8,289	43,825	335,834	17,542	238	2,852	20,632	1903
56,893	9,944	83,944	150,781	3,020	274	4,071	7,365	1904
426,545	190,723	60,863	678,131	20,578	31,375	3,187	55,140	1905
453,287	1,217	65,288	519,792	20,009	73	3,003	23,085	1906
48,125	10,498	119,498	178,121	2,451	526	6,013	8,990	1907*
76,888	97,580	169,014	343,482	3,604	4,869	9,156	17,629	1908
472,075	10,622	60,584	543,281	22,952	527	5,307	28,786	1909
167,730	4,369	142,785	314,884	8,425	274	7,580	16,279	1910
5,795	6,306	17,512	29,613	400	480	1,116	1,996	1911
927,470	156,449	534,066	1,617,985	60,216	10,978	38,272	109,466	1912
890,037	721,960	383,436	1,995,433	55,689	44,192	23,543	123,424	1913

No. 25 (D)—CANADIAN EXPORTS from Canada—

Fiscal Years.	Wool.							
	Quantities.				Values.			
	United Kingdom.	United States.	Other Countries.	Totals.	United Kingdom.	United States.	Other Countries.	Totals.
	Lbs.	Lbs.	Lbs.	Lbs.	\$	\$	\$	\$
1868	247,533	1,358,077	25	1,605,635	69,379	374,809	7	444,195
1869	237,106	2,582,776	80	2,819,962	55,905	760,748	32	816,685
1870	3,060	2,436,892	740	2,442,692	1,116	769,113	70	770,299
1871	2,892,329	2,892,329	839,145	839,145
1872	870	1,370,868	1,371,738
1873	4,510	3,122,062	3,126,572	668	1,450,259	1,450,927
1874	71,607	2,693,189	2,764,796	17,401	966,445	983,846
1875	10,957	2,636,521	20	2,647,498	1,725	917,949	6	919,680
1876	70,771	2,836,458	2,907,229	17,827	915,774	933,601
1877	98,576	2,377,120	788	2,476,484	16,836	681,978	160	698,974
1878	156,027	2,281,666	200	2,445,893	34,046	673,225	48	707,319
1879	640,826	2,372,761	3,013,587	144,339	547,555	691,894
1880	66,685	3,551,906	590	3,619,181	9,501	911,271	151	920,923
1881	89,423	1,314,700	1,404,123	16,397	393,286	409,683
1882	121,286	931,419	600	1,053,305	22,531	223,926	200	246,657
1883	167,902	1,207,582	88	1,375,572	25,463	255,043	24	280,530
1884	114,252	1,386,639	140	1,501,031	24,451	285,583	26	310,060
1885	78,129	911,796	989,925	9,253	186,925	196,178
1886	207,053	1,316,228	903	1,524,184	45,254	271,424	259	316,937
1887	118,082	1,297,867	289	1,416,238	28,912	288,251	87	317,250
1888	954,189	786	954,975	223,125	141	223,266
1889	2,800	1,011,457	744	1,015,001	470	216,918	212	217,600
1890	1,046,894	860	1,047,754	235,466	203	235,669
1891	1,107,560	726	1,108,286	245,322	181	245,503
1892	913,170	3,220	916,390	200,125	735	200,860
1893	1,167,360	1,474	1,168,834	228,030	281	228,311
1894	256	76,982	2,640	79,878	24	15,486	646	16,156
1895	10,205	5,449,955	3,001	5,463,161	2,091	1,046,726	642	1,049,459
1896	60,563	3,851,432	4,379	3,916,374	11,775	811,528	617	823,920
1897	236,731	7,499,949	3,497	7,740,177	44,529	1,382,637	793	1,427,959
1898	580	1,010,969	2,871	1,014,420	52	176,436	666	177,154
1899	59,394	21,996	8,618	90,038	9,350	3,437	1,633	14,420
1900	241,062	1,933,627	6,358	2,181,047	48,129	368,721	1,269	418,119
1901	93,300	945,623	4,750	1,043,673	19,040	166,555	945	186,540
1902	81,963	1,885,367	5,442	1,972,772	12,575	288,406	1,068	302,049
1903	235,178	2,286,911	5,061	2,527,150	39,229	313,107	543	382,879
1904	472,375	1,299,362	3,632	1,775,429	76,131	229,398	760	306,289
1905	413,519	1,556,691	1,291	1,971,501	62,224	356,090	261	418,575
1906	206,039	1,217,975	781	1,424,795	37,616	314,805	215	352,636
1907*	223,347	983,464	22,498	1,229,309	41,653	281,983	7,049	330,685
1908	211,522	1,629,730	7,066	1,848,318	44,597	409,852	1,766	456,215
1909	166,678	912,586	1,560	1,080,824	29,941	171,865	370	202,176
1910	490,404	1,829,073	1,269	2,320,746	80,361	457,399	317	538,077
1911	780,924	416,166	734	1,196,924	159,147	98,414	215	257,776
1912	299,167	442,653	5,516	747,336	50,238	96,822	1,358	148,418
1913	697,390	278,342	874	976,606	123,087	70,168	245	193,500

* 9 months.

SESSIONAL PAPER No. 10

Animals and their Produce.—*Concluded.*

OTHER ANIMALS AND THEIR PRODUCE, N.E.S.				TOTAL ANIMALS AND THEIR PRODUCE.				Fiscal Years.
Values.				Values.				
United Kingdom.	United States.	Other Countries.	Totals.	United Kingdom.	United States.	Other Countries.	Totals.	
\$	\$	\$	\$	\$	\$	\$	\$	
4,498	3,174	1,099	8,771	2,724,017	3,794,673	374,477	6,893,167	1868
3,856	810	4,666	3,342,377	5,011,989	415,041	8,769,407	1869
7,045	5,938	345	13,328	4,345,179	7,326,764	466,218	12,138,161	1870
10,661	10,516	936	22,113	4,859,709	7,191,154	557,643	12,608,506	1871
15,117	17,370	78	32,565	6,087,792	6,103,684	515,491	12,706,967	1872
12,436	80,979	1,008	94,423	7,245,415	6,553,900	443,702	14,243,017	1873
14,130	64,065	445	78,640	8,559,764	5,706,366	413,039	14,679,169	1874
10,231	17,024	3,365	30,620	7,026,730	5,085,172	588,605	12,700,507	1875
146,988	49,792	298,955	495,735	7,887,627	4,896,786	830,156	13,614,569	1876
9,870	27,777	47	37,694	9,013,441	4,592,707	614,469	14,220,617	1877
3,796	26,330	2,109	32,235	9,060,279	4,483,106	476,472	14,019,857	1878
7,419	7,224	2,011	16,645	9,120,141	4,553,262	427,201	14,100,604	1879
12,389	26,828	705	39,922	11,104,223	6,016,988	486,366	17,607,577	1880
24,163	15,446	389	39,998	15,327,964	5,546,944	485,311	21,360,219	1881
14,354	34,424	4,195	52,973	13,365,399	6,592,068	497,292	20,454,759	1882
22,548	25,239	2,592	50,379	13,158,194	6,567,588	558,561	20,284,343	1883
13,314	43,973	1,651	58,938	16,054,004	6,367,702	524,402	22,946,108	1884
15,099	55,011	962	71,072	17,979,895	6,789,562	567,647	25,337,104	1885
15,922	43,936	346	60,204	14,814,672	6,742,789	507,972	22,065,433	1886
9,328	52,256	2,208	63,792	16,315,474	7,291,369	640,094	24,246,937	1887
15,357	36,615	167	52,139	16,571,072	7,595,743	552,482	24,719,297	1888
16,407	36,546	258	53,211	16,227,060	7,137,066	530,641	23,894,707	1889
8,458	11,602	101	20,161	18,578,722	5,966,474	561,799	25,106,995	1890
4,328	9,060	112	13,500	20,991,143	4,316,979	659,619	25,967,741	1891
18,937	6,359	996	26,295	24,068,081	3,935,924	590,845	28,594,850	1892
10,357	10,629	236	21,222	27,052,050	3,951,850	732,599	31,736,499	1893
25,768	7,004	2,176	34,948	28,986,095	2,311,104	584,774	31,881,973	1894
38,754	10,833	900	50,487	30,022,479	3,713,148	652,143	34,387,770	1895
14,204	11,584	140	25,928	32,523,071	3,341,275	643,295	36,507,641	1896
27,459	39,117	806	67,382	33,600,891	5,081,811	562,550	39,245,252	1897
55,686	46,016	662	102,364	39,737,089	4,192,943	371,438	44,301,470	1898
69,149	28,575	6,065	94,780	41,604,999	4,628,533	509,598	46,743,130	1899
22,712	38,566	6,944	68,222	49,881,630	5,326,750	940,427	56,148,807	1900
36,976	86,972	19,203	143,151	49,186,025	5,331,657	977,629	55,495,311	1901
59,333	111,481	104,116	265,930	52,687,998	5,139,262	1,333,949	59,161,209	1902
33,459	83,975	28,318	145,752	62,998,927	5,319,198	1,499,417	69,817,542	1903
33,489	53,250	29,369	116,099	57,920,010	4,217,653	1,674,454	63,812,117	1904
21,964	44,312	69,439	126,715	56,097,451	5,906,259	1,333,748	63,337,458	1905
49,837	59,846	35,490	136,083	57,758,417	7,259,329	1,438,214	66,455,960	1906
42,867	34,491	49,431	126,789	48,313,070	6,035,029	1,074,409	55,422,499	1907*
36,910	49,902	44,885	131,697	46,335,833	7,729,137	1,036,290	55,101,260	1908
57,764	83,855	33,785	175,404	42,997,405	7,364,546	987,695	51,349,646	1909
68,332	117,800	66,818	252,950	41,860,777	10,629,614	1,436,124	53,926,515	1910
88,218	210,642	97,074	395,934	40,636,575	10,063,544	1,544,055	52,244,174	1911
67,157	193,816	257,134	518,107	36,923,024	9,864,524	1,423,106	48,210,654	1912
73,897	240,729	343,459	658,085	30,335,784	12,866,948	1,581,861	44,784,593	1913

No. 25 (E)—CANADIAN EXPORTS from Canada—

Fiscal Years.	BRAN.							
	Quantities.				Values.			
	United Kingdom.	United States.	Other Countries.	Totals.	United Kingdom.	United States.	Other Countries.	Totals.
	Cwt.	Cwt.	Cwt.	Cwt.	\$	\$	\$	\$
1868		140,948	284	141,232		52,734	592	53,326
1869		40,258	829	41,078		23,259	314	23,573
1870		119,155	36	119,191		107,324	47	107,371
1871		157,475	123	157,598		90,664	62	90,726
1872		57,482	1,300	58,782		36,241	1,366	37,607
1873		33,278	58	33,336		19,686	28	19,714
1874		13,898		13,898		27,992		27,992
1875		15,093		15,093		18,153		18,153
1876		9,232	20	9,252		6,620	92	6,712
1877	4,552	6,977	63	11,592	5,522	5,227	142	10,891
1878	11,318	8,378	88	19,784	10,571	3,587	102	14,260
1879	28,713	11,649	206	40,568	26,594	5,069	180	31,843
1880	31,807	56,842	464	89,113	25,088	27,202	448	52,738
1881	20,204	69,720	206	90,130	18,755	53,254	232	52,241
1882	17,915	38,527	17	56,459	17,294	22,281	15	39,590
1883	16,717	7,237	607	24,561	16,678	4,378	750	21,806
1884	37,343	14,023	706	52,072	38,325	7,504	808	46,637
1885	37,359	23,089	2,433	62,881	33,730	10,646	2,301	46,677
1886	25,733	89,108	1,266	116,107	23,657	39,775	1,081	64,513
1887	35,605	73,401	2,425	111,431	33,826	37,930	2,032	73,788
1888	33,089	29,174	2,121	64,384	31,163	16,548	1,944	49,655
1889	56,634	24,840	4,232	85,706	54,237	10,874	4,191	69,302
1890	70,727	31,493	4,128	106,348	68,340	14,103	3,782	86,225
1891	100,562	80,522	7,751	188,835	97,872	56,444	8,008	162,324
1892	99,420	80,164	7,145	186,729	86,961	51,318	6,864	145,143
1893	98,818	145,182	11,022	255,022	87,506	83,016	10,244	180,766
1894	70,950	44,034	19,580	134,564	55,470	21,776	19,303	96,549
1895	84,355	24,859	9,923	119,137	66,461	12,575	8,223	87,259
1896	113,361	15,614	10,177	139,152	94,507	8,509	9,369	112,385
1897	126,643	38,228	8,318	173,189	100,696	14,876	6,605	122,177
1898	124,003	135,328	11,161	270,492	96,063	61,806	7,861	165,730
1899	118,425	96,939	11,868	227,232	120,936	36,418	9,766	167,120
1900	123,188	55,683	13,696	192,567	100,044	34,966	10,196	145,206
1901	86,673	204,910	57,772	349,355	63,499	137,957	40,789	242,245
1902	80,074	267,329	36,193	383,596	61,920	147,209	28,019	237,148
1903	130,596	155,264	65,781	351,641	93,292	91,048	57,630	241,970
1904	152,643	311,545	85,848	550,036	117,606	195,066	61,692	374,364
1905	148,729	596,140	152,485	897,354	118,953	350,366	100,700	570,019
1906	184,565	220,166	273,490	678,221	155,298	114,311	143,304	412,913
1907*	131,624	165,846	62,430	359,900	127,146	77,178	51,748	256,072
1908	282,997	331,732	406,634	1,021,363	230,474	194,269	430,234	854,977
1909	134,242	584,571	234,575	953,388	150,002	485,760	253,138	888,900
1910	121,584	1,087,108	587,626	1,796,318	136,769	1,068,724	637,127	1,842,620
1911	123,316	1,503,900	244,873	1,872,089	125,146	1,467,077	257,996	1,850,219
1912	144,184	603,304	848,462	1,595,950	124,677	443,078	931,692	1,499,447
1913	97,822	1,019,766	544,750	1,662,338	92,221	888,432	622,350	1,603,003

* 9 months

SESSIONAL PAPER No. 10

Agricultural Products

CEREAL FOODS, PREPARED.				CIDER.				Fiscal Years.
Values.				Values.				
United Kingdom.	United States.	Other Countries.	Totals.	United Kingdom.	United States.	Other Countries.	Totals.	
\$	\$	\$	\$	\$	\$	\$	\$	
Not separately stated prior to 1905.				Not separately stated prior to 1897.				1868
								1869
								1870
								1871
								1872
								1873
								1874
								1875
								1876
								1877
								1878
								1879
								1880
								1881
								1882
								1883
								1884
								1885
								1886
								1887
								1888
								1889
								1890
								1891
								1892
								1893
								1894
								1895
								1896
				1897				
				16	37		53	1898
					12		12	1899
					17		17	1900
					31	84	115	1901
					2 421	113	2,534	1902
				382	10	3	395	1903
				773	37		810	1904
5,236	71	300	5,607	1905				
959,779	5,664	318,843	1,284,286	5,034	73	318	5,425	1906
860,363	8,407	316,413	1,185,183	9,204	100	36	9,340	1907
887,410	4,694	239,981	1,132,085	2,188	4	5	2,197	1908
997,184	6,125	425,559	1,428,868	11,031	52	17	11,100	1909
962,580	7,549	402,183	1,372,312	27,898	35	20	27,953	1910
1,229,028	17,870	442,750	1,689,648	27,191	157	97	27,445	1911
1,323,104	8,834	498,208	1,830,146	26,556	129	1,022	27,707	1912
1,432,053	112,657	715,274	2,309,989	35,708	4	596	36,308	1913
1,382,331	34,275	599,069	2,015,675	22,014	17	235	22,266	1914

4 GEORGE V., A. 1914

No. 25 (E)—CANADIAN EXPORTS from Canada—

Fiscal Years.	FLAX.							
	Quantities.				Values.			
	United Kingdom.	United States.	Other Countries.	Totals.	United Kingdom.	United States.	Other Countries.	Totals.
	Cwt.	Cwt.	Cwt.	Cwt.	\$	\$	\$	\$
1868	171	15,963		16,134	1,449	112,049		113,498
1869		11,681		11,681		116,943		116,943
1870		64,333		64,333		74,273		74,273
1871						112,778		112,778
1872		39,419		39,419		115,290		115,290
1873	9	8,115		8,124	270	86,609		86,879
1874						113,256		113,256
1875		18,212		18,212		164,406		164,406
1876		24,632		24,632		165,125		165,125
1877		26,195		26,195		182,979		182,979
1878		13,367		13,367		98,971		98,971
1879		5,864		5,864		46,194		46,194
1880		10,137		10,137		95,502		95,502
1881	110	6,176		6,286	1,780	66,094		67,874
1882		6,509		6,509		85,537		85,537
1883		11,634		11,634		108,220		108,220
1884	31	5,281		5,312	890	72,889		73,779
1885		7,060		7,060		59,904		59,904
1886		7,286		7,286		49,301		49,301
1887		10,128		10,128		78,422		78,422
1888		10,325		10,325		80,207		80,207
1889		17,108		17,108		121,807		121,807
1890		21,207		21,207		175,563		175,563
1891		21,877		21,877		181,386		181,386
1892		38,457		38,457		112,360		112,360
1893		34,864		34,864		124,082		124,082
1894	10,811	16,919		27,730	101,126	167,077		268,203
1895	5,867	10,825		16,692	52,041	99,526		151,567
1896	3,887	11,503		15,391	33,936	94,951		128,887
1897	2,608	35,414		38,022	21,438	283,214		304,652
1898		5,710		5,710		38,735		38,735
1899	55	12,612		12,667	274	74,858		75,132
1900		28,344		28,344		196,769		196,769
1901		32,140		32,140		235,080		235,080
1902		14,645		14,645		143,531		143,531
1903		19,301		19,301		175,243		175,243
1904		27,775	8	27,783		271,473	40	271,513
1905	10,585	120,963		131,548	19,936	390,355		410,291
1906		68,847		68,847		244,629		244,629
1907*	10	6,960		6,970	125	72,881		73,006
1908	53	16,800		16,853	452	162,625		163,077
1909		11,889		11,889		120,579		120,579
1910		8,779		8,779		84,035		84,035
1911	197	11,642		11,839	1,694	123,508		125,202
1912	446	6,510	2	6,958	1,920	70,266	5	72,191
1913	120	2,230		2,350	1,250	22,926		24,176

* 9 months.

SESSIONAL PAPER No. 10

Agricultural Products.—*Continued.*

FRUITS—APPLES, DRIED.								Fiscal Year.
Quantities.				Values.				
United Kingdom.	United States.	Other Countries.	Totals.	United Kingdom.	United States.	Other Countries.	Totals.	
Lbs.	Lbs.	Lbs.	Lbs.	\$	\$	\$	\$	
Included with "Fruits, Other, N.E.S." prior to 1889.								1868
								1869
								1870
								1871
								1872
								1873
								1874
								1875
								1876
								1877
								1878
								1879
								1880
								1881
								1882
								1883
								1884
								1885
								1886
								1887
								1888
.....	62,376	28,737	91,113	2,502	1,439	3,941	1889
331	86,475	1,423	88,229	22	4,626	111	4,759	1890
67,168	611,475	122,007	800,650	7,353	32,664	9,012	49,029	1891
170,315	24,338	62,076	256,729	10,692	491	3,209	14,392	1892
650,859	531,774	2,294,204	3,476,837	41,501	23,241	134,957	199,699	1893
111,221	141,761	1,176,864	1,429,846	6,813	7,878	84,233	98,924	1894
568,347	1,063,962	2,544,641	4,176,950	40,576	63,212	146,532	250,320	1895
119,100	35,010	853,848	1,007,958	6,405	620	40,950	47,975	1896
638,565	330,886	4,578,934	5,548,385	25,127	8,821	145,556	179,504	1897
161,627	361,906	2,014,973	2,538,506	6,765	15,517	102,554	124,836	1898
571,482	463,405	7,132,393	8,167,280	38,132	27,663	363,861	429,656	1899
321,911	149,436	3,709,691	4,181,028	22,597	6,858	181,437	210,892	1900
656,247	447,148	3,222,459	4,325,854	23,513	23,451	144,199	191,193	1901
120,390	51,780	1,513,790	1,685,960	8,009	2,870	91,324	102,203	1902
539,865	271,221	6,984,274	7,795,360	29,143	12,975	360,284	402,402	1903
578,720	441,953	5,960,718	6,981,391	25,539	24,379	318,779	368,697	1904
451,342	304,679	5,296,541	6,052,562	22,567	14,037	231,530	268,134	1905
221,994	60,691	3,363,575	3,651,260	12,254	3,883	196,711	212,848	1906
125,000	3,593,372	3,718,372	11,477	220,073	231,550	1907*
157,130	1,369,625	5,412,333	6,939,088	11,687	98,706	371,573	481,966	1908
734,939	733,329	3,505,294	4,973,562	41,269	44,979	219,059	305,307	1909
1,363,656	1,209,098	5,614,230	8,186,984	86,084	88,342	368,775	543,201	1910
268,390	317,596	2,258,281	2,844,267	16,013	20,033	148,661	184,707	1911
178,744	105,873	2,865,003	3,149,620	6,232	10,158	231,645	248,035	1912
121,188	186,116	2,892,235	3,199,539	7,837	10,609	195,385	213,831	1913

No. 25 (E)—CANADIAN EXPORTS from Canada—

Fiscal Years.	FRUITS—APPLES, GREEN OR RIPE.							
	Quantities.				Values.			
	United Kingdom.	United States.	Other Countries.	Totals.	United Kingdom.	United States.	Other Countries.	Totals.
	Bbbs.	Bbbs.	Bbbs.	Bbbs.	\$	\$	\$	\$
1868								
1869								
1870								
1871								
1872								
1873								
1874								
1875								
1876								
1877								
1878								
1879								
1880								
1881								
1882								
1883								
1884								
1885	207,659	25,320	5,957	238,936	537,699	51,609	12,952	602,260
1886	176,505	41,407	4,831	222,743	410,898	55,302	10,804	477,004
1887	295,931	103,232	2,978	402,141	649,282	197,613	5,995	852,890
1888	218,019	170,840	3,453	392,312	520,754	284,252	8,089	813,095
1889	619,217	144,618	8,135	771,970	1,277,577	230,108	20,764	1,528,449
1890	313,684	61,927	2,864	378,475	835,545	149,479	8,139	993,163
1891	390,169	58,308	2,359	450,836	1,235,247	147,158	7,309	1,389,714
1892	668,793	16,995	5,163	690,951	1,405,527	27,661	11,695	1,444,883
1893	946,063	228,302	13,300	1,187,665	2,247,482	447,249	36,492	2,731,223
1894	184,856	87,160	6,222	278,238	569,156	221,187	18,130	808,473
1895	751,232	86,841	15,195	853,268	1,659,441	134,702	27,320	1,821,463
1896	504,680	54,062	8,440	567,182	1,303,451	85,419	27,600	1,416,470
1897	1,579,272	54,348	30,850	1,664,470	2,409,787	50,498	42,683	2,502,968
1898	414,181	7,933	17,304	439,418	1,239,777	18,875	48,025	1,306,681
1899	972,125	81,204	21,739	1,075,068	2,412,728	156,191	52,433	2,621,352
1900	896,935	29,529	29,994	956,458	2,423,079	73,625	81,529	2,578,233
1901	643,945	12,502	22,204	678,651	1,422,665	18,188	42,074	1,482,927
1902	490,338	17,162	8,715	516,215	1,495,107	49,348	22,353	1,566,808
1903	973,805	6,064	20,659	1,000,528	2,696,927	11,508	50,289	2,758,724
1904	1,513,744	14,899	69,971	1,598,614	4,379,826	34,579	176,388	4,590,793
1905	986,222	16,784	34,142	1,037,148	2,513,599	31,438	82,430	2,627,467
1906	1,029,418	44,051	144,095	1,217,564	3,475,825	122,991	484,666	4,083,482
1907*	933,769	5,381	38,811	977,961	2,511,195	10,752	112,661	2,634,608
1908	1,490,311	111,042	27,777	1,629,130	4,422,772	317,904	81,918	4,822,594
1909	1,048,365	19,209	24,492	1,092,066	2,692,233	37,496	74,358	2,804,087
1910	1,523,901	48,272	32,304	1,604,477	4,184,878	132,810	100,238	4,417,926
1911	476,190	16,923	30,545	523,658	1,598,359	50,449	108,376	1,756,884
1912	1,481,485	10,590	172,060	1,664,165	4,678,245	21,459	404,463	5,104,167
1913	1,245,104	9,266	70,299	1,324,769	3,804,967	22,898	219,941	4,047,806

Included with "Fruits, Other, N.E.S." prior to 1885.

* 9 months.

SESSIONAL PAPER No. 10

Agricultural Products.—Continued.

FRUITS—BERRIES, ALL KINDS.				FRUITS—CANNED OR PRESERVED.				Fiscal Years.
Values.				Values.				
United Kingdom.	United States.	Other Countries.	Totals.	United Kingdom.	United States.	Other Countries.	Totals.	
\$	\$	\$	\$	\$	\$	\$	\$	
								1868
								1869
								1870
								1871
								1872
								1873
								1874
								1875
								1876
								1877
Included with "Fruits, Other, N.E.S." prior to 1889.								1878
								1879
								1880
								1881
								1882
								1883
								1884
								1885
								1886
								1887
								1888
.....	75,285	469	75,754	7,682	6,292	109	14,083	1889
45	36,117	30	36,192	6,612	24,022	217	30,851	1890
.....	61,814	35	64,849	9,500	18,778	2,494	30,772	1891
151	93,242	5	93,398	23,679	37,415	1,046	62,140	1892
80	96,104	35	96,219	36,727	10,236	94	47,057	1893
3	103,213	24	103,240	10,569	11,617	183	22,369	1894
219	107,330	268	107,817	51,353	55,191	2,578	109,122	1895
305	149,610	74	149,989	53,037	33,153	565	86,755	1896
1,440	130,611	162	132,213	67,199	31,921	42,814	141,934	1897
								1898
1,136	78,180	143	79,459	136,163	15,756	7,859	159,778	1899
152	89,173	20	89,345	271,989	16,394	5,206	293,589	1900
4,782	122,873	65	127,720	238,311	41,535	49,559	329,405	1901
3,101	109,239	101	112,441	130,202	29,627	21,609	181,438	1902
17	83,893	100	84,010	120,608	14,746	7,618	142,972	1903
145	109,698	411	110,254	370,973	13,891	17,322	402,186	1904
1,019	120,368	38	121,416	320,418	22,534	15,990	359,942	1905
.....	137,562	188	137,750	166,180	17,011	22,634	205,825	1906
4	100,490	167	100,661	248,619	12,591	13,363	274,573	1907*
30	117,478	873	118,381	276,675	4,806	11,824	287,305	1908
.....	201,084	203	201,287	255,007	12,572	12,993	280,572	1909
292	178,440	228	178,960	182,904	7,737	12,541	203,182	1910
.....	148,676	301	148,977	199,629	19,090	8,120	226,839	1911
3	82,814	104	82,921	200,034	12,541	7,582	220,157	1912
12	106,280	194	106,486	229,250	24,149	4,191	257,590	1913
.....	99,965	54	100,019	216,589	3,336	861	220,786	1914

Included with "Fruits, Other, N.E.S." prior to 1889.

Fiscal Years.	FRUITS—OTHER, N.E.S. (a).				TOTAL FRUITS.			
	Values.				Values.			
	United Kingdom.	United States.	Other Countries.	Totals.	United Kingdom.	United States.	Other Countries.	Totals.
	\$	\$	\$	\$	\$	\$	\$	\$
1868	44,405	35,740	7,188	87,333	44,405	35,740	7,188	87,333
1869	8,788	14,266	7,096	30,150	8,788	14,266	7,096	30,150
1870	23,462	23,946	11,403	58,811	23,462	23,946	11,403	58,811
1871	39,791	48,110	10,956	98,857	39,791	48,110	10,956	98,857
1872	139,687	108,852	15,618	264,157	139,687	108,852	15,618	264,157
1873	131,876	30,493	20,979	183,348	131,876	30,493	20,979	183,348
1874	59,651	62,104	7,160	128,915	59,651	62,104	7,160	128,915
1875	139,915	24,079	15,869	179,863	139,915	24,079	15,869	179,863
1876	45,127	118,296	6,582	170,005	45,127	118,296	6,582	170,005
1877	161,156	26,564	7,222	194,942	161,156	26,564	7,222	194,942
1878	86,115	55,906	7,312	149,333	86,115	55,906	7,312	149,333
1879	127,822	18,950	10,846	157,618	127,822	18,950	10,846	157,618
1880	294,428	42,065	10,673	347,166	294,428	42,065	10,673	347,166
1881	591,006	44,775	9,877	645,658	591,006	44,775	9,877	645,658
1882	372,519	157,916	10,029	540,464	372,519	157,916	10,029	540,464
1883	492,654	81,902	14,629	499,185	492,654	81,902	14,629	499,185
1884	78,890	83,912	10,246	173,048	78,890	83,912	10,246	173,048
1885	3,944	27,666	1,370	32,980	541,643	79,275	14,322	635,240
1886	38	22,064	492	22,594	410,936	77,366	11,296	499,598
1887	2,725	14,724	849	18,298	652,007	212,337	6,844	871,188
1888	5,282	39,387	231	44,900	526,036	323,639	8,320	857,995
1889	92	4,913	586	5,591	1,285,351	319,100	23,367	1,627,818
1890	86	8,523	316	8,925	842,310	222,767	8,813	1,073,890
1891	3,097	25,327	4,349	32,773	1,255,197	288,741	23,199	1,567,137
1892	9	19,237	123	19,369	1,440,058	178,046	16,078	1,634,182
1893	238	24,646	876	25,760	2,326,028	601,476	172,454	3,099,958
1894	2,705	14,188	8,021	24,884	589,246	358,053	110,591	1,057,890
1895	11,533	18,203	10,866	40,602	1,763,122	378,638	187,564	2,329,324
1896	1,505	12,541	1,043	15,089	1,364,703	281,343	70,232	1,716,278
1897	3,345	14,037	13,838	31,220	2,506,898	235,888	245,053	2,987,839
1898	3,504	19,579	15,523	38,606	1,387,345	147,911	174,104	1,709,360
1899	10,490	57,957	94,026	162,473	2,733,491	347,378	515,546	3,596,415
1900	6,701	11,037	41,674	59,412	2,695,470	255,928	354,264	3,305,662
1901	25,516	12,980	3,521	42,017	1,605,027	193,485	211,504	2,010,016
1902	9,612	8,681	8,937	27,230	1,633,353	159,538	130,332	1,923,223
1903	5,547	8,328	3,773	17,648	3,102,735	156,400	432,079	3,691,214
1904	9,677	18,279	8,849	36,805	4,736,470	220,139	520,044	5,476,653
1905	2,284	22,395	9,518	34,197	2,704,630	222,443	346,300	3,273,373
1906	18,788	22,384	103,428	144,600	3,755,490	262,339	798,335	4,816,164
1907*	21,426	22,156	36,431	80,013	2,814,803	155,192	381,862	3,351,857
1908	9,120	47,746	79,073	135,939	4,698,586	678,012	545,760	5,922,358
1909	42,023	31,408	37,657	111,088	2,958,721	300,060	343,843	3,602,624
1910	33,092	37,135	87,202	157,429	4,503,683	426,053	564,636	5,494,372
1911	35,993	28,649	72,078	136,720	1,850,102	194,186	336,801	2,381,389
1912	54,716	35,616	71,446	161,778	4,968,455	197,662	711,879	5,877,996
1913	35,978	15,337	45,627	96,942	4,065,371	152,145	461,868	4,679,384

* 9 months. (a) Includes "Apples, dried," "Berries" and "Canned or Preserved Fruits" prior to 1889; also "Apples, Green or Ripe" prior to 1885.

SESSIONAL PAPER No. 10

Agricultural Products.—Continued.

GRAIN—BARLEY (a).								Fiscal Years.
Quantities.				Values.				
United Kingdom.	United States.	Other Countries.	Totals.	United Kingdom.	United States.	Other Countries.	Totals.	
Bush.	Bush.	Bush.	Bush.	\$	\$	\$	\$	
18,198	3,937,647	27	4,055,872	93,674	3,092,864	18	3,186,556	1868
400	4,629,608	61	4,630,069	240	5,003,754	111	5,004,105	1869
6,003	6,657,869	14	6,663,877	5,101	4,747,644	29	4,752,774	1870
11,645	4,821,065	287	4,832,997	8,608	3,416,720	264	3,425,592	1871
59,302	5,547,006	35	5,606,343	31,016	3,443,647	57	3,474,720	1872
.....	4,346,845	78	4,346,923	2,956,008	98	2,956,106	1873
24	3,745,087	3,159	3,748,270	24	4,074,553	2,278	4,076,855	1874
.....	5,413,844	5,210	5,419,054	5,359,341	3,930	5,363,271	1875
22	10,164,551	3,603	10,168,176	17	7,426,827	2,760	7,429,604	1876
95,696	6,338,098	6,968	6,440,762	58,061	4,568,280	5,773	4,632,114	1877
794,062	6,498,444	4,893	7,267,399	524,569	3,787,718	3,452	4,315,739	1878
186,580	5,193,324	4,018	5,383,922	143,244	4,643,048	3,195	4,789,487	1879
486,806	6,732,403	20,353	7,239,562	285,697	4,184,007	11,981	4,481,685	1880
69,188	8,724,931	6,460	8,800,579	42,834	6,212,998	4,351	6,260,183	1881
6,306	11,577,251	4,889	11,588,446	4,660	10,105,556	4,407	10,114,623	1882
68,729	8,741,626	6,861	8,817,216	42,315	6,245,263	5,655	6,293,233	1883
65,238	7,700,581	14,443	7,780,262	40,175	5,054,144	10,323	5,104,642	1884
30,077	9,028,314	9,004	9,067,395	20,235	5,477,441	6,157	5,503,833	1885
19,153	8,528,287	6,862	8,554,392	11,248	5,708,130	5,315	5,724,693	1886
10,443	9,437,717	8,804	9,456,964	5,827	5,245,968	6,094	5,257,889	1887
1,687	9,360,521	7,950	9,370,153	700	6,488,317	5,399	6,494,416	1888
6,312	9,934,501	7,394	9,948,207	3,838	6,454,603	6,148	6,464,589	1889
27,132	9,939,745	9,931	9,975,908	12,017	4,582,562	5,839	4,600,409	1890
132,650	4,752,953	6,724	4,892,327	75,225	2,849,269	5,379	2,929,873	1891
2,439,959	2,721,168	41,641	5,262,768	1,233,844	1,354,485	25,034	2,613,363	1892
550,695	1,431,398	58,555	2,040,648	278,515	638,271	27,569	944,355	1893
97,971	493,551	5,833	597,405	44,269	216,493	3,438	264,200	1894
30,365	1,674,193	3,812	1,708,370	11,961	706,586	2,171	720,718	1895
45,769	787,787	7,169	840,725	15,483	297,438	3,107	316,028	1896
534,096	1,246,343	50,655	1,831,094	178,532	371,633	16,340	566,505	1897
398,424	84,083	51,149	443,656	111,419	28,867	18,701	158,978	1898
116,131	122,374	443	238,948	50,664	59,158	218	110,040	1899
1,753,135	164,468	238,679	2,156,282	810,917	77,754	121,754	1,010,425	1900
2,009,708	190,547	186,116	2,386,371	947,964	85,927	89,164	1,123,055	1901
345,936	17,461	93,729	457,117	172,028	9,499	49,672	231,199	1902
626,006	37,112	283,894	947,012	291,032	17,148	149,053	457,233	1903
703,166	86,175	268,329	1,057,670	339,401	39,036	120,000	489,437	1904
787,577	101,111	152,529	1,041,208	402,493	46,225	66,134	514,852	1905
790,804	47,245	41,979	880,028	426,917	21,645	20,636	469,198	1906
1,115,979	19,094	63,057	1,198,130	593,277	8,258	36,036	637,571	1907
1,392,783	210,788	386,873	1,990,444	845,779	139,573	237,924	1,223,276	1908
2,160,890	266,096	532,349	2,959,335	1,262,346	144,669	337,681	1,744,687	1909
1,431,922	147,596	465,383	2,044,901	744,470	66,608	296,654	1,107,732	1910
1,116,116	86,295	342,842	1,545,253	576,902	49,361	204,932	831,195	1911
921,757	919,967	219,943	2,061,667	607,933	558,026	158,341	1,324,300	1912
5,556,090	773,281	126,604	6,455,975	3,315,172	440,468	96,020	3,851,650	1913

(a) Includes "Rye" prior to 1878.

4 GEORGE V., A. 1914

No. 25 (E)—CANADIAN EXPORTS from Canada—

Fiscal Years.	GRAIN—BEANS.							
	Quantities.				Values.			
	United Kingdom.	United States.	Other Countries.	Totals.	United Kingdom.	United States.	Other Countries.	Totals.
	Bush.	Bush.	Bush.	Bush.	\$	\$	\$	\$
1868		32,995	345	33,340		55,442	704	56,146
1869	734	38,065	3	38,802	1,467	64,749	4	66,220
1870	210	63,026	722	63,958	437	68,097	1,469	70,003
1871	44	35,375	138	35,557	102	44,605	283	44,990
1872		45,093	132	45,225		65,550	273	65,823
1873		50,318	48	50,366		72,217	112	72,329
1874		89,928	168	90,096		132,508	420	132,928
1875		111,411	39	111,450		128,400	134	128,534
1876	5,600	69,604	250	75,454	4,331	60,474	461	65,266
1877	1,578	118,281	241	120,100	1,370	117,920	447	119,737
1878	6	71,062	94	71,162	8	75,807	198	76,013
1879		59,057	94	59,151		52,975	187	53,162
1880	4,042	70,975	174	75,191	4,784	71,954	210	76,948
1881	720	108,138	65	108,923		116,813	115	117,768
1882	160	95,416	40	95,616	290	197,215	97	197,602
1883		142,325	97	142,422		212,282	232	212,514
1884	137	55,652	130	55,919	611	91,841	250	92,702
1885	923	192,512	167	193,602	702	184,917	250	185,869
1886		155,092	996	156,088		154,739	1,375	156,114
1887	2	197,764	552	198,318	4	206,617	781	207,402
1888		66,531	237	66,768		124,214	581	124,795
1889		302,826	346	303,172		405,534	821	406,355
1890		183,638	357	183,995		249,323	721	250,044
1891		321,898	1,831	323,729		493,486	2,282	495,768
1892	390	313,643	1,530	315,563	523	408,520	2,602	411,645
1893		273,354	2,959	276,313		351,058	4,624	355,682
1894	327	216,235	2,018	218,580	700	261,662	3,115	265,477
1895		349,189	1,745	350,934		422,521	2,762	425,283
1896	8,146	243,220	2,849	254,215	9,046	245,909	3,491	258,446
1897	100,914	155,855	7,674	264,443	81,310	102,221	11,570	195,101
1898	75,017	58,105	140,173	273,295	54,487	43,583	101,482	199,552
1899	48,692	16,495	239,197	304,385	42,233	15,145	181,657	239,035
1900	15,867	69,992	229,197	312,056	17,700	99,341	217,845	334,886
1901	8,550	259,267	51,599	310,416	11,019	338,261	68,851	418,161
1902	7,690	123,574	22,867	154,131	9,477	185,921	30,415	225,813
1903	5,090	33,526	12,427	51,043	7,327	53,865	18,429	79,621
1904	3,561	65,782	14,551	83,897	5,988	102,470	24,999	133,457
1905	37,482	22,015	178,101	237,598	49,826	31,243	223,650	304,719
1906	18,241	11,599	58,823	88,663	28,763	20,952	90,193	139,908
1907*	3,849	10,466	13,887	28,202	7,396	18,969	22,429	48,794
1908	1,517	38,173	11,415	51,135	2,464	61,828	20,724	85,016
1909	12	78,346	5,275	83,633	21	123,931	8,812	132,764
1910	4	12,778	4,647	17,429	9	24,663	8,986	33,658
1911	153	22,277	4,699	27,129	205	40,024	7,599	47,828
1912	22	2,695	8,133	10,821	65	5,874	16,171	22,110
1913		2,128	1,631	3,759		6,182	3,644	9,826

* 9 months.

SESSIONAL PAPER No. 10

Agricultural Products.—*Continued.*

GRAIN—BUCKWHEAT.								Fiscal Years.
Quantities.				Values.				
United Kingdom.	United States.	Other Countries.	Totals.	United Kingdom.	United States.	Other Countries.	Totals.	
Bush.	Bush.	Bush.	Bush.	£	£	£	£	
								1863
								1864
								1865
								1866
								1867
								1868
								1869
								1870
								1871
								1872
								1873
								1874
								1875
								1876
								1877
								1878
								1879
Included with "Grain, All Other, N.E.S.," prior to 1893.								1880
								1881
								1882
								1883
								1884
								1885
								1886
								1887
								1888
								1889
								1890
								1891
								1892
68,272	156,301	370,031	594,604	32,547	67,376	177,758	277,681	1893
41,742	244,649	224,825	511,216	22,391	139,700	114,942	277,033	1894
33,330	127,714	218,750	379,794	14,195	53,933	105,928	174,056	1895
16,398	31,179	357,423	405,000	7,008	11,924	154,757	173,689	1896
144,560	50	334,945	479,555	57,568	13	124,152	181,733	1897
330,750	28,636	361,833	721,219	131,884	9,285	156,322	297,491	1898
183,794	8,976	141,722	334,492	97,372	4,508	76,757	178,637	1899
121,664	3,784	149,132	274,580	63,086	2,196	80,773	146,055	1900
180,669	3,392	245,273	429,334	93,798	1,689	132,230	227,717	1901
147,620	4,133	162,797	314,550	79,094	2,141	94,282	175,517	1902
123,998	1,977	188,874	314,349	67,900	1,080	106,414	175,394	1903
284,078	15,934	140,627	440,639	154,121	7,555	72,353	234,029	1904
288,255	53,712	163,876	505,843	158,961	29,224	92,779	280,964	1905
349,178	18,705	119,566	487,449	198,131	10,311	67,149	275,591	1906
287,226	12,965	56,249	356,440	158,941	6,815	30,246	196,002	1907*
255,325	38,490	84,121	377,936	163,491	26,105	55,497	245,093	1908
389,725	152,089	127,422	669,236	226,580	87,343	84,275	398,198	1909
522,606	163,971	236,975	923,552	306,352	90,820	139,569	536,741	1910
174,767	74,033	214,935	463,735	87,753	38,012	113,158	238,923	1911
35,334	45,790	23,534	104,658	20,432	25,115	16,759	62,306	1912
103,024	3,387	67,422	223,823	53,432	28,686	36,457	118,575	1913

4 GEORGE V., A. 1914

No. 25 (E)—CANADIAN EXPORTS from Canada—

Fiscal Years.	Quantities.				Values.			
	United Kingdom.	United States.	Other Countries.	Totals.	United Kingdom.	United States.	Other Countries.	Totals.
	Bush.	Bush.	Bush.	Bush.	\$	\$	\$	\$
1868	927,642	776,720	34,079	1,738,441	396,294	342,310	15,922	754,526
1869	431,975	271,337	60,208	762,620	210,490	120,773	30,486	361,749
1870	188,299	1,973,466	25,782	2,187,547	69,474	638,245	12,736	720,455
1871	90,050	420,906	31,430	512,386	38,245	177,556	15,426	231,227
1872	46,253	416,149	23,574	485,976	16,385	151,795	12,162	180,342
1873	411,119	197,141	21,207	629,467	140,050	66,488	10,490	217,028
1874	788,654	138,125	71,321	998,100	367,428	57,148	31,223	455,799
1875	1,524,648	1,350,692	114,499	2,989,839	778,276	610,539	57,980	1,446,795
1876	1,984,574	88,372	571,287	2,644,233	857,706	34,352	247,203	1,139,261
1877	2,696,703	72,378	201,203	2,970,284	1,130,712	24,906	91,542	1,247,160
1878	2,181,815	19,378	138,869	2,340,062	891,880	6,752	61,353	959,985
1879	1,909,983	8,940	454,367	2,373,290	647,798	3,219	153,308	804,325
1880	3,032,940	481,138	1,202,962	4,717,000	1,084,562	152,354	470,410	1,707,326
1881	2,504,331	54,407	367,794	2,926,532	1,005,516	19,615	166,742	1,191,873
1882	1,839,710	1,796,104	511,140	4,146,954	776,533	724,004	228,237	1,728,774
1883	129,117	607,953	286,983	1,024,053	54,379	275,320	131,122	460,821
1884	901,069	22,985	422,666	1,346,720	322,479	9,013	170,220	501,712
1885	1,866,221	94,971	397,810	2,359,002	703,001	34,515	155,997	893,513
1886	3,280,787	240,159	629,042	4,149,988	1,147,969	75,817	230,210	1,453,996
1887	1,627,629	40,342	380,269	2,048,240	509,875	12,210	131,752	653,837
1888	177,194	25,182	364,345	546,721	49,835	9,019	126,156	185,010
1889	2,568	16,789	317,828	337,185	750	6,729	123,153	130,632
1890	454,090	27,530	276,172	757,792	138,371	8,527	109,258	256,156
1891	16,528	2,264	241,777	260,569	5,954	931	123,032	129,917
1892	5,743,720	165,947	504,662	6,414,329	1,975,185	54,623	211,148	2,241,256
1893	6,261,258	63,300	949,348	7,273,906	2,137,145	22,223	394,542	2,553,910
1894	1,738,666	63,342	1,016,694	2,818,702	642,471	20,817	413,463	1,076,751
1895	257,253	175,043	494,679	926,975	71,623	51,099	197,736	320,458
1896	487,252	45,320	435,565	968,137	112,704	11,506	149,651	273,861
1897	5,409,808	43,470	1,063,603	6,546,881	1,338,748	8,388	307,994	1,653,130
1898	8,143,107	65,574	1,667,782	9,876,463	2,472,488	23,417	545,673	3,041,578
1899	8,977,646	129,954	1,205,392	10,312,992	2,811,112	38,726	418,550	3,268,388
1900	6,028,704	137,785	762,725	6,929,214	1,860,521	38,935	237,723	2,143,179
1901	6,611,396	63,446	1,480,221	8,155,063	1,996,298	18,598	475,625	2,490,521
1902	3,544,674	137,081	1,348,368	5,030,123	1,401,150	60,930	590,479	2,052,559
1903	5,623,116	120,702	1,849,339	7,593,177	1,861,661	39,062	682,428	2,583,151
1904	3,607,938	189,037	898,266	4,695,241	1,213,413	62,333	327,358	1,603,104
1905	1,617,310	78,533	671,656	2,367,499	563,866	28,220	260,954	862,040
1906	1,885,166	152,602	662,535	2,700,303	62,503	56,613	264,231	1,083,347
1907	3,853,295	125,183	560,953	4,539,436	1,566,996	46,577	241,727	1,855,300
1908	5,617,102	350,991	1,153,198	7,123,291	2,444,868	144,545	582,096	3,171,509
1909	2,588,995	1,554,251	1,112,364	5,255,610	975,224	700,491	500,050	2,175,765
1910	1,024,491	1,285,660	1,091,579	3,401,730	508,300	534,680	523,632	1,566,612
1911	4,028,746	128,538	1,274,378	5,431,662	1,540,119	47,466	557,261	2,144,846
1912	7,014,645	203,560	1,662,470	8,880,675	2,903,708	90,920	825,014	3,819,642
1913	7,293,004	1,726,530	1,458,970	10,478,554	3,592,247	739,357	736,346	5,067,950

9 months.

SESSIONAL PAPER No. 10

Agricultural Products.—Continued.

GRAIN—PEASE.								Fiscal Years.
Quantities.				Values.				
United Kingdom.	United States.	Other Countries.	Totals.	United Kingdom.	United States.	Other Countries.	Totals.	
Bush.	Bush.	Bush.	Bush.	\$	\$	\$	\$	
1,215,348	901,425	17,044	2,133,817	1,122,900	709,241	18,524	1,850,665	1863
596,290	432,339	17,671	1,046,300	578,392	373,762	19,345	971,499	1869
932,952	502,433	14,175	1,449,560	842,476	343,330	14,284	1,200,090	1870
806,407	337,147	16,402	1,159,956	708,516	277,311	15,928	1,001,755	1871
1,120,895	322,307	15,514	1,458,716	967,349	262,924	15,889	1,246,162	1872
777,141	339,389	11,497	1,128,027	672,124	244,393	11,455	927,972	1873
1,136,235	571,256	9,621	1,717,112	934,720	451,299	7,742	1,393,761	1874
2,247,788	579,685	12,308	2,839,781	2,138,675	502,176	13,925	2,654,776	1875
1,167,256	1,190,097	11,395	2,368,659	1,040,529	886,815	12,245	1,939,589	1876
1,262,566	470,472	12,879	1,745,917	1,100,104	379,841	14,969	1,494,914	1877
1,684,991	716,255	18,798	2,420,044	1,429,425	537,579	17,097	1,984,101	1878
2,329,818	373,566	11,611	2,714,995	1,755,017	288,059	12,796	2,055,872	1879
3,355,320	391,756	72,314	3,819,390	2,598,089	321,576	57,851	2,977,516	1880
3,781,853	416,541	47,196	4,245,590	3,061,074	370,637	46,292	3,478,003	1881
2,852,162	521,146	148,185	3,521,493	2,522,774	525,746	143,349	3,191,869	1882
1,885,100	368,697	85,490	2,339,287	1,692,245	381,084	88,379	2,161,708	1883
1,691,663	355,120	154,314	2,201,097	1,518,839	338,602	151,834	2,009,275	1884
2,257,055	369,166	71,932	2,698,153	1,713,349	300,669	63,744	2,077,762	1885
2,598,544	506,704	113,893	3,219,141	1,739,917	377,003	99,173	2,207,093	1886
3,318,180	405,358	222,233	3,975,771	2,026,670	331,349	149,385	2,507,404	1887
1,738,612	363,356	62,101	2,164,069	1,131,041	351,365	49,839	1,532,245	1888
1,595,992	332,027	54,924	1,982,853	1,091,078	312,650	45,689	1,449,417	1889
2,006,980	528,052	193,131	2,728,113	1,286,045	445,547	153,320	1,884,912	1890
2,149,203	500,978	104,104	2,754,285	1,485,348	457,603	89,650	2,032,601	1891
3,475,623	547,324	616,876	4,639,823	2,422,088	483,814	514,632	3,450,534	1892
2,509,102	462,686	442,558	3,414,346	1,795,758	427,136	355,738	2,578,632	1893
2,488,768	335,909	554,069	3,378,746	1,641,118	329,968	426,435	2,391,521	1894
1,688,657	329,633	240,834	2,259,124	1,184,833	357,937	187,839	1,730,659	1895
1,347,170	198,699	211,246	1,757,115	869,873	263,701	165,917	1,299,491	1896
3,434,614	255,507	317,642	4,007,763	1,816,701	322,505	213,685	2,352,891	1897
2,870,223	87,294	278,614	3,236,131	1,537,690	81,834	194,268	1,813,792	1898
2,568,660	67,822	274,936	2,911,418	1,651,192	73,320	231,086	1,955,598	1899
2,609,976	74,883	375,068	3,059,927	1,743,130	87,973	314,368	2,145,471	1900
3,108,205	151,813	604,909	3,864,927	2,062,071	118,590	494,051	2,674,712	1901
1,458,819	120,876	422,684	2,001,779	1,210,390	170,026	425,102	1,805,718	1902
607,301	175,674	361,779	1,144,754	476,714	210,633	365,996	1,052,743	1903
725,252	200,684	277,798	1,203,734	525,102	241,374	366,792	1,133,268	1904
435,708	119,146	212,063	766,917	310,397	157,364	250,660	718,421	1905
362,294	117,720	194,866	674,880	332,858	146,920	277,540	757,318	1906
353,757	68,512	151,180	573,449	330,544	104,779	207,958	643,281	1907*
389,905	95,785	181,934	667,624	337,266	155,625	229,181	772,072	1908
537,309	129,424	194,576	861,309	532,155	181,421	254,442	968,018	1909
179,663	280,531	165,845	626,039	211,806	347,308	247,413	806,527	1910
63,079	229,249	182,827	475,155	97,319	334,234	259,940	691,493	1911
39,376	233,119	134,413	456,908	59,776	354,835	179,296	593,907	1912
22,420	49,734	22,392	94,546	43,299	116,545	49,725	209,572	1913

No. 25 (E)—CANADIAN EXPORTS from Canada—

Fiscal Years.	GRAIN—Rye.							
	Quantities.				Values.			
	United Kingdom.	United States.	Other Countries.	Totals.	United Kingdom.	United States.	Other Countries.	Totals.
	Bush.	Bush.	Bush.	Bush.	\$	\$	\$	\$
1868								
1869								
1870								
1871								
1872								
1873								
1874								
1875								
1876								
1877								
1878	2,537	404,207	9,081	415,825	1,900	244,265	5,504	251,669
1879	38,222	440,544	162,158	640,924	26,700	234,024	103,293	364,017
1880	37,040	560,324	360,456	957,820	28,144	379,323	295,234	702,701
1881	60,125	454,825	355,346	870,296	58,818	381,276	343,746	783,840
1882	2,450	893,787	385,441	1,281,678	1,960	815,703	373,456	1,191,119
1883		912,486	135,323	1,047,809		605,801	107,099	712,900
1884		628,530	244,439	872,969		391,575	174,088	565,663
1885	3,756	249,140	34,400	287,296	2,212	151,379	26,282	179,873
1886		164,324	6,440	170,764		94,158	4,508	98,666
1887		26,030	98,397	124,427		12,350	54,919	67,269
1888		26		26		14		14
1889								
1890	34,387	237,042	165,264	436,693	19,277	113,320	88,164	220,761
1891	103,623	150,330	86,011	329,964	68,444	95,131	62,895	226,470
1892	59,222	111,503	50,526	221,251	56,198	88,207	46,100	190,505
1893	37,617	10,541	10,963	59,121	24,436	5,302	9,505	39,243
1894	45,544	51	17,377	62,972	22,442	43	10,454	32,939
1895	49,548	13,394		62,942	27,510	5,493		33,003
1896		29		29		18		18
1897	178,141	24	38,298	216,463	75,243	10	17,391	92,644
1898	513,149	5,163	621,234	1,139,546	283,648	2,371	330,520	616,539
1899	326,354	1,126	6	327,486	195,791	653	3	196,447
1900	472,416	2,156		474,572	278,228	1,058		279,286
1901	521,555	4	165,500	687,059	327,472	4	97,401	424,877
1902	377,913	8	21,359	399,280	227,469	6	12,815	240,290
1903	321,490		148,929	470,419	179,664		90,288	269,952
1904	45,347	33,783	22,410	101,540	24,089	19,992	10,821	54,902
1905		19,678	724	20,402		12,186	434	12,620
1906				4		2		2
1907*			41	41			20	20
1908	48,716		11,000	59,716	35,742		9,765	45,507
1909	58,076	4,065	147,298	209,379	54,265	2,487	136,816	193,568
1910	42,113	10,388	52,554	105,055	28,208	7,347	49,103	84,658
1911		71,908	1,605	73,513		45,309	1,107	46,416
1912		11,670		11,670		7,685		7,685
1913	25,544	616		26,160	14,305	603		14,908

*9 months

SESSIONAL PAPER No. 10

Agricultural Products.—Continued.

GRAIN—WHEAT.									Fiscal Years.
Quantities.				Values.					
United Kingdom.	United States.	Other Countries.	Totals.	United Kingdom.	United States.	Other Countries.	Totals.		
Bush.	Bush.	Bush.	Bush.	\$	\$	\$	\$		
717,604	1,564,273	2,825	2,284,702	1,149,099	2,494,047	4,935	3,648,081	1868	
1,577,734	1,231,237	227	2,809,208	1,739,388	1,443,730	265	3,183,383	1869	
2,649,678	856,885	51,038	3,557,101	2,828,367	822,348	54,458	3,705,173	1870	
1,108,520	640,457	1,748,977	1,238,579	743,338	1,981,917	1871	
1,386,498	1,562,971	43,650	2,993,119	1,804,771	2,047,375	48,436	3,900,582	1872	
3,145,270	1,234,165	306	4,379,741	4,361,078	1,662,304	494	6,023,876	1873	
4,509,195	1,874,202	197,820	6,581,217	6,356,277	2,248,200	281,600	8,886,077	1874	
3,967,495	415,527	4,383,022	4,548,914	410,822	4,959,736	1875	
4,376,740	1,693,629	24	6,070,393	5,125,289	1,623,975	34	6,749,298	1876	
2,035,831	348,946	8,378	2,393,155	2,357,070	376,019	9,294	2,742,383	1877	
3,402,625	988,514	2,396	4,393,535	4,241,292	1,131,564	3,339	5,376,195	1878	
4,951,545	1,657,835	1,344	6,610,724	4,803,500	1,469,707	1,433	6,274,640	1879	
4,120,027	911,323	59,155	5,090,505	4,810,636	1,066,483	64,923	5,942,042	1880	
2,329,958	120,668	73,047	2,523,673	2,396,370	123,879	73,571	2,593,820	1881	
3,255,495	561,394	28,146	3,845,035	4,401,244	750,091	29,000	5,180,335	1882	
4,877,276	878,471	111,711	5,867,458	4,896,187	841,738	143,563	5,881,488	1883	
689,626	55,898	2	745,526	768,255	44,665	3	812,923	1884	
1,978,201	345,410	17,345	2,340,956	1,681,172	268,718	16,397	1,966,287	1885	
3,089,706	309,772	19,690	3,419,168	2,750,251	256,767	18,846	3,025,864	1886	
5,048,084	341,508	242,134	5,631,726	4,278,417	265,940	200,781	4,745,138	1887	
1,377,783	777,698	8,273	2,163,754	1,244,757	633,438	8,275	1,886,470	1888	
449,686	36,560	4,659	490,905	439,863	26,591	4,667	471,121	1889	
410,796	6,723	4,755	422,274	379,893	6,589	2,379	388,861	1890	
1,915,954	1,092,109	153	2,108,216	969,134	613,690	260	1,583,084	1891	
6,810,664	1,489,881	413,609	8,714,154	5,726,505	871,263	350,083	6,947,851	1892	
8,617,967	454,633	199,285	9,271,885	6,666,382	246,568	147,083	7,060,033	1893	
9,090,310	124,619	57,279	9,272,208	6,012,122	76,846	44,484	6,133,452	1894	
8,786,798	20,190	18,701	8,825,689	5,339,085	10,258	9,766	5,359,109	1895	
9,729,368	115,484	74,690	9,919,542	5,677,637	40,424	53,460	5,771,521	1896	
7,717,292	16,603	121,379	7,855,274	5,477,219	11,737	55,241	5,544,197	1897	
18,091,962	84,630	786,515	18,963,107	16,477,676	76,242	759,998	17,313,916	1898	
9,917,572	17,337	370,561	10,305,470	7,458,538	12,643	313,306	7,784,487	1899	
15,973,858	82,785	786,007	16,844,650	11,350,942	58,305	586,241	11,995,488	1900	
8,630,066	53,186	1,056,506	9,739,758	6,112,230	34,989	724,720	6,871,939	1901	
25,244,489	15,088	857,953	26,117,530	18,024,257	9,161	654,674	18,688,092	1902	
30,726,947	892,904	1,365,894	32,985,745	22,999,745	536,264	1,030,694	24,566,703	1903	
16,346,793	11,262	420,973	16,779,028	13,106,081	8,780	350,490	13,465,351	1904	
11,280,407	3,018,232	401,676	14,700,315	9,474,870	2,577,531	334,342	12,386,743	1905	
36,027,692	3,831,988	539,722	40,399,402	30,234,611	2,981,608	442,172	33,658,391	1906	
24,432,786	804,937	242,404	25,480,127	19,566,017	630,349	201,263	20,397,629	1907*	
43,002,541	114,926	537,201	43,654,668	39,349,602	102,699	552,422	40,004,723	1908	
45,891,249	650,601	2,595,599	49,137,449	45,161,632	602,661	2,383,649	48,147,942	1909	
46,589,228	1,856,181	1,295,941	49,741,350	49,267,736	1,883,647	1,457,968	52,609,351	1910	
43,637,625	242,660	1,921,830	45,802,115	43,335,569	236,256	1,949,309	45,521,134	1911	
60,343,037	997,662	3,125,587	64,466,286	58,677,160	811,503	3,101,900	62,590,563	1912	
77,722,465	9,834,730	5,600,014	93,166,009	74,978,155	8,352,983	5,277,592	88,608,730	1913	

No. 25 (E)—CANADIAN EXPORTS from Canada—

Fiscal Years.	GRAIN—ALL OTHER, N.E.S. (a).							
	Quantities.				Values.			
	United Kingdom.	United States.	Other Countries.	Totals.	United Kingdom.	United States.	Other Countries.	Totals.
	Bush.	Bush.	Bush.	Bush.	\$	\$	\$	\$
1868	3	9,374	680	10,057	4	5,500	687	6,191
1869		5,104	989	6,093		4,990	888	5,878
1870	3	14,194	447	14,644	4	8,856	273	9,133
1871	17,095	6,859		23,954	12,821	3,720		16,541
1872	63,189	37,932	1,122	102,243	40,900	15,140	926	56,966
1873	700,540	5,855	224	706,619	395,299	2,934	155	398,388
1874	235,776	68	20	235,864	81,144	57	23	81,224
1875	26,109	1,915	375	28,399	21,482	1,414	366	23,256
1876	9,109	87	103	9,299	8,327	81	63	8,471
1877	201	4,333	906	5,440	116	3,185	602	3,903
1878	8	6,358	182	6,548	17	6,176	118	6,311
1879	1,383	5,816	69	7,268	814	2,539	45	3,398
1880	1,719	14,174	1,164	17,057	752	5,735	724	7,211
1881	1,170	2,899	102	4,171	524	1,463	64	2,051
1882	2,220	185,547	42	187,809	1,282	184,302	75	185,659
1883	2,842	103,173	255	106,270	1,618	57,853	157	59,728
1884	12,678	89,695	127	102,500	9,489	58,384	75	67,948
1885	19,803	54,293	244	74,340	11,812	32,569	144	41,525
1886	10,673	59,152	20,380	90,205	5,633	25,651	9,730	41,014
1887	11,791	55,390	3,629	70,810	5,506	23,238	1,817	30,561
1888	4,496	14,172	272	18,940	1,743	10,944	179	12,866
1889	12	71,200	514	71,726	15	40,083	387	40,485
1890	624	35,970	11,669	48,263	187	18,267	5,903	24,357
1891	2,660	40,639	37,629	80,928	1,183	17,169	18,870	37,222
1892	124,464	248,239	334,274	706,977	63,775	124,183	189,675	377,633
1893	675	15,300	26,773	42,748	400	7,155	17,186	24,741
1894		4,011	1,226	5,237		1,779	876	2,655
1895		7,463	146	7,609		2,877	96	2,973
1896	2,546	7,232	256	10,034	1,145	2,426	183	3,754
1897	52,850	2,155	669	55,674	23,170	440	274	23,884
1898	2,458	1,243	1,944	5,645	1,099	497	925	2,521
1899	123,683	2,771	22,017	148,471	42,123	407	10,208	52,738
1900		1,908	2,141	4,049		1,261	1,182	2,443
1901	1,650	2,250	1,260	5,190	750	1,198	709	2,657
1902	204,264	22,063	9,345	235,672	120,824	7,486	6,238	134,548
1903	56,225	2,713	16,840	75,778	27,726	1,586	10,312	39,624
1904	73,429	6,661	14,632	94,722	32,995	3,485	8,969	45,449
1905	47,146	58,909	2,428	108,483	32,329	11,231	1,498	45,058
1906	43,253	764	3,220	47,237	23,554	855	2,233	26,642
1907*	7,669	46,485	149	54,303	5,338	7,338	266	12,942
1908	11,695	9,991	2,122	23,808	9,120	5,109	1,569	15,798
1909	20,201	5,280	3,078	28,559	15,273	4,737	1,677	21,687
1910	652	3,510	2,295	6,457	617	3,134	1,541	5,292
1911	17,132	2,685	2,753	22,570	10,279	2,615	1,579	14,473
1912	3,250	4,520	206	7,976	2,110	5,094	215	7,419
1913	7,280	114,589	602	122,471	4,077	55,558	488	60,123

* 9 months. (a) Includes "Buckwheat" prior to 1893.

SESSIONAL PAPER No. 10

Agricultural Products.—*Continued.*

TOTAL GRAIN.								Fiscal Years.
Quantities.				Values.				
United Kingdom.	United States.	Other Countries.	Totals.	United Kingdom.	United States.	Other Countries.	Totals.	
Bush.	Bush.	Bush.	Bush.	\$	\$	\$	\$	
2,978,795	7,222,434	55,000	10,256,229	2,761,971	6,699,404	40,790	9,502,165	1868
2,606,233	6,607,690	79,169	9,293,092	2,529,977	7,011,758	51,099	9,592,834	1869
3,777,145	10,067,364	92,178	13,936,687	3,745,859	6,628,520	83,249	10,457,628	1870
2,033,761	6,261,809	48,257	8,343,827	2,006,871	4,663,250	31,901	6,702,022	1871
2,676,137	7,931,458	84,027	10,691,622	2,869,421	5,986,431	77,743	8,924,595	1872
5,034,070	6,173,713	33,360	11,241,143	5,568,551	5,004,344	22,804	10,595,699	1873
6,669,884	6,418,666	282,109	13,370,659	7,739,593	6,963,761	323,286	15,026,644	1874
7,766,040	7,873,074	132,431	15,771,545	7,487,347	7,012,692	76,329	14,576,368	1875
7,543,301	13,206,340	586,573	21,336,214	7,036,199	10,032,521	262,766	17,331,489	1876
6,092,575	7,352,508	230,575	13,675,658	4,647,433	5,470,151	122,627	10,240,211	1877
8,036,044	8,704,218	174,313	16,914,575	7,089,091	5,789,861	91,061	12,970,013	1878
9,417,531	7,739,082	633,661	17,790,274	7,377,073	6,693,571	274,257	14,344,901	1879
11,037,894	9,162,093	1,716,578	21,916,565	8,812,664	6,181,432	901,333	15,895,429	1880
8,747,345	9,882,409	850,010	19,479,764	6,565,886	7,226,711	634,881	14,427,478	1881
7,958,503	15,630,645	1,077,883	24,667,031	7,708,743	13,392,617	778,621	21,789,981	1882
6,963,064	11,754,731	626,720	19,344,515	6,686,744	8,619,341	476,307	15,782,392	1883
3,360,411	8,908,461	836,121	13,104,993	2,659,848	5,988,224	506,793	9,154,865	1884
6,156,036	10,333,806	530,902	17,020,744	4,132,483	6,450,208	268,971	10,851,662	1885
8,998,863	9,963,490	797,303	19,759,656	5,655,018	6,692,265	360,157	12,707,440	1886
10,046,129	10,504,109	956,018	21,506,256	6,826,299	6,097,672	545,529	13,469,500	1887
3,299,772	10,607,486	443,178	14,350,436	2,428,076	7,617,311	190,429	10,235,816	1888
2,054,480	10,693,903	385,665	13,134,048	1,535,544	7,246,190	180,865	8,962,599	1889
2,933,959	10,958,700	660,379	14,553,038	1,835,790	5,424,135	365,575	7,625,500	1890
3,420,618	6,861,171	478,229	10,760,018	2,605,288	4,527,279	302,368	7,434,935	1891
18,654,042	5,597,705	1,963,118	26,214,865	11,478,418	3,385,095	1,369,274	16,232,787	1892
18,045,586	2,867,513	2,060,472	22,973,571	10,935,183	1,765,089	1,134,005	13,834,277	1893
13,503,328	1,482,367	1,879,371	16,865,066	8,385,513	1,047,308	1,011,207	10,444,028	1894
10,845,951	2,696,819	978,667	14,521,437	6,649,257	1,610,704	506,298	8,766,259	1895
11,636,649	1,428,950	1,089,198	14,154,797	6,692,896	873,346	530,566	8,096,808	1896
17,572,275	1,720,007	1,964,865	21,257,147	9,048,491	816,947	746,647	10,612,085	1897
30,335,090	414,728	3,909,244	34,659,062	21,070,382	266,096	2,107,889	23,444,367	1898
22,262,532	366,856	2,254,274	24,883,662	12,349,025	204,560	1,231,785	13,785,370	1899
26,977,620	534,761	2,542,949	30,055,330	16,130,524	366,823	1,559,886	18,057,233	1900
21,071,829	714,905	3,791,384	25,578,118	11,551,632	599,256	2,082,751	14,233,639	1901
31,331,405	440,284	2,938,493	34,710,182	21,244,889	445,170	1,863,677	23,553,736	1902
38,090,173	1,264,608	4,227,496	43,582,277	25,911,769	859,038	2,453,614	29,224,421	1903
21,789,564	609,318	2,057,589	24,456,471	15,392,190	485,025	1,281,782	17,158,997	1904
14,493,885	3,471,336	1,783,044	19,748,265	10,992,742	2,893,224	1,239,451	15,125,417	1905
39,476,628	4,180,627	1,620,711	45,277,966	32,007,337	3,238,906	1,164,154	36,410,397	1906
30,054,561	1,087,647	1,087,920	32,230,128	22,228,509	823,085	739,945	23,791,539	1907*
50,719,614	859,144	2,369,864	53,948,622	43,233,332	635,484	1,639,178	45,562,994	1908
51,646,457	2,840,092	4,717,961	59,204,510	48,227,496	1,847,731	3,707,402	53,782,629	1909
49,790,679	3,760,615	3,315,219	56,866,513	51,067,498	2,958,207	2,724,866	56,750,571	1910
49,037,618	£57,645	3,945,869	53,841,132	45,648,146	793,277	3,094,885	49,536,308	1911
68,357,421	2,468,954	5,174,286	76,000,661	62,271,184	1,859,052	4,297,696	68,427,932	1912
90,729,827	12,554,845	7,286,635	110,571,307	82,000,687	9,740,382	6,200,275	97,941,344	1913

No. 25 (E)—CANADIAN EXPORTS from Canada—

Fiscal Years.	GRAIN PRODUCTS—OATMEAL.							
	Quantities.				Values.			
	United Kingdom.	United States.	Other Countries.	Totals.	United Kingdom.	United States.	Other Countries.	Totals.
	Bbbs.	Bbbs.	Bbbs.	Bbbs.	\$	\$	\$	\$
1868								
1869								
1870								
1871								
1872								
1873								
1874								
1875								
1876								
1877								
1878	155,355	17,539	1,617	174,511	674,482	72,012	7,763	754,257
1879	96,111	2,530	1,418	100,059	385,545	9,343	6,481	401,370
1880	95,360	3,793	1,768	100,921	415,776	13,735	8,509	438,020
1881	51,968	560	1,297	53,825	226,978	1,746	5,426	234,150
1882	45,536	1,426	2,678	49,640	187,487	6,397	13,814	207,698
1883	63,001	1,078	1,972	66,051	260,311	5,132	11,131	276,574
1884	52,742	954	2,205	55,901	214,747	4,301	11,246	230,294
1885	63,254	1,096	1,250	65,600	241,854	2,891	5,574	250,319
1886	69,778	4,398	1,750	75,926	286,155	15,680	7,796	309,631
1887	44,757	1,064	2,241	48,062	176,518	3,805	8,899	189,222
1888	11,792	659	1,398	13,849	45,465	1,810	6,250	53,525
1889	37,580	6,490	2,760	46,830	152,516	23,900	11,460	187,876
1890	54,684	13,605	1,949	70,238	201,518	44,839	8,300	254,657
1891	9,304	576	1,868	11,748	35,455	1,900	7,840	45,195
1892	95,444	1,234	5,102	101,780	381,950	4,722	22,647	409,319
1893	124,212	30,534	1,641	156,387	503,294	115,962	6,721	625,977
1894	80,691	3,659	3,764	88,114	285,580	8,756	13,767	308,103
1895	77,149	26	3,088	80,263	263,320	97	10,893	276,310
1896	106,002	7	4,246	110,255	350,526	26	14,103	364,655
1897	138,854	4,164	9,001	152,019	424,496	11,707	26,746	462,949
1898	167,731	4,837	4,253	176,821	525,657	13,720	15,389	554,757
1899	116,324	165	3,497	119,986	384,012	518	12,038	396,568
1900	140,195	304	5,368	145,867	456,843	801	17,347	474,991
1901	147,307	121	4,423	151,851	453,326	330	14,151	467,807
1902	87,936	419	3,351	91,706	329,042	2,442	12,848	344,332
1903	131,024	219	13,593	144,836	480,458	888	55,656	537,002
1904	174,277	384	29,803	204,464	644,219	1,529	110,939	756,687
1905	155,786	32	12,789	168,607	587,961	138	53,131	641,233
1906	120,744	916	11,284	132,944	492,084	3,478	46,719	542,281
1907*	122,177	31	14,631	136,839	488,699	90	55,666	544,455
1908	152,703	7	12,154	164,864	664,431	44	57,077	721,552
1909	106,118	1,264	12,066	119,448	472,572	6,335	57,055	535,962
1910	229,793	2,110	15,394	247,297	1,050,188	9,422	64,251	1,123,861
1911	122,124	440	3,676	126,240	501,223	2,002	14,807	518,032
1912	205,111	888	3,680	209,679	878,743	3,650	15,346	897,739
1913	187,506	1	1,480	188,987	830,417		6,656	837,079

Included with "Grain Products—All Other, N.E.S.," prior to 1878.

* 9 months.

SESSIONAL PAPER No. 10

Agricultural Products.—Continued.

GRAIN PRODUCTS—WHEAT FLOUR.								Fiscal Years.
Quantities.				Values.				
United Kingdom.	United States.	Other Countries.	Totals.	United Kingdom.	United States.	Other Countries.	Totals.	
Bbbs.	Bbbs.	Bbbs.	Bbbs.	\$	\$	\$	\$	
Included with "Grain Products—All other, N.E.S." prior to 1869.								1866
188,471	85,461	101,287	375,219	983,512	423,919	541,265	1,948,696	1866
203,511	66,678	111,988	382,177	1,483,008	264,551	554,590	2,302,149	1867
185,438	21,382	99,519	306,339	1,006,374	110,423	493,052	1,609,849	1871
234,031	93,731	125,382	453,144	1,392,161	538,271	741,482	2,671,914	1872
256,335	60,914	156,941	474,190	1,583,564	364,930	954,960	2,903,454	1873
307,391	138,845	94,081	540,317	1,809,409	802,895	582,368	3,194,672	1874
158,821	35,160	108,802	302,783	740,583	193,484	611,175	1,545,242	1875
204,445	98,057	113,002	415,504	1,103,727	485,453	589,209	2,178,389	1876
128,875	30,405	109,325	268,605	683,769	173,989	627,680	1,485,438	1877
339,869	21,631	114,931	476,431	1,931,999	122,951	684,516	2,739,466	1878
445,074	20,247	109,626	574,947	1,953,599	87,903	531,173	2,572,675	1879
449,368	8,249	86,974	544,591	2,436,891	45,506	448,558	2,930,955	1880
376,008	4,758	58,962	439,728	1,848,259	23,671	301,178	2,173,108	1881
370,775	4,016	94,948	469,739	2,131,932	23,005	594,048	2,748,988	1882
359,724	2,820	126,502	489,046	1,798,710	14,220	703,025	2,515,955	1882
158,926	1,236	37,227	197,389	825,732	6,728	193,535	1,025,995	1884
86,168	2,736	34,873	123,777	381,194	9,676	165,660	556,530	1885
235,027	17,070	134,002	386,099	1,056,558	79,230	609,181	1,744,969	1886
345,769	4,695	169,749	520,213	1,582,147	17,572	722,425	2,322,144	1887
229,420	5,076	115,619	350,115	1,068,139	20,172	491,708	1,580,019	1888
79,437	1,527	50,217	131,181	388,376	8,314	249,378	646,068	1889
87,071	7,472	20,556	115,099	387,309	32,055	102,019	521,383	1890
181,543	12,439	102,802	296,784	851,912	55,249	481,417	1,388,578	1891
240,329	3,998	136,669	380,996	1,110,368	14,448	659,597	1,784,413	1892
204,687	2,412	203,086	410,185	851,026	7,030	882,972	1,741,028	1893
203,467	3,862	221,281	428,610	812,338	9,937	877,192	1,699,467	1894
104,501	2,818	115,656	222,975	420,983	10,706	407,423	839,112	1895
89,425	2,430	94,861	186,716	347,685	10,428	360,320	718,433	1896
246,754	4,270	170,734	421,758	809,434	15,828	715,589	1,540,851	1897
908,399	5,392	335,647	1,249,438	3,954,019	22,182	1,449,529	5,425,760	1898
540,971	5,052	246,513	792,536	2,007,773	19,582	987,933	3,105,288	1899
455,075	3,834	309,253	768,162	1,665,708	12,993	1,113,184	2,791,885	1900
770,714	14,682	333,304	1,118,700	2,702,132	43,579	1,269,515	4,015,226	1901
648,199	10,485	427,964	1,086,648	2,290,056	37,455	1,641,339	3,968,850	1902
633,250	18,940	635,576	1,287,766	2,338,667	68,216	2,292,260	4,699,143	1903
940,040	40,953	606,602	1,587,600	3,568,430	164,862	2,395,934	6,129,226	1904
592,598	31,072	697,799	1,321,469	2,424,116	141,198	3,312,293	5,877,607	1905
943,777	25,772	562,455	1,532,014	3,656,938	108,488	2,414,399	6,179,825	1906
633,493	3,731	454,896	1,092,123	2,352,444	12,896	1,729,867	4,095,207	1907
1,130,617	29,309	802,814	1,962,740	4,815,805	122,146	3,517,003	8,454,954	1908
1,029,082	58,253	650,703	1,738,038	4,532,103	238,523	3,220,482	7,991,413	1909
1,877,436	126,155	1,060,437	3,064,028	8,872,698	571,938	5,415,218	14,859,854	1910
1,884,655	25,967	1,138,424	3,049,046	8,189,837	114,669	5,550,284	13,854,790	1911
2,333,851	58,493	1,311,582	3,738,836	9,732,708	243,934	6,057,422	16,034,064	1912
2,880,157	29,983	1,567,903	4,478,043	12,442,479	134,743	7,393,467	19,970,689	1913

Fiscal Years.	GRAIN PRODUCTS—ALL OTHER, N.E.S. (a).							
	Quantities.				Values.			
	United Kingdom.	United States.	Other Countries.	Totals.	United Kingdom.	United States.	Other Countries.	Totals.
	Bbbs.	Bbbs.	Bbbs.	Bbbs.	\$	\$	\$	\$
1868	163,555	126,337	93,452	383,344	1,174,083	850,769	604,688	2,629,540
1869	4,987	15,231	3,644	23,862	31,411	86,058	20,845	138,314
1870	10,839	24,894	2,823	38,556	46,783	95,319	11,670	153,772
1871	2,923	13,077	3,119	19,119	12,891	63,262	14,089	90,242
1872	5,040	22,374	5,241	32,655	22,487	104,333	23,643	150,513
1873	29,835	11,721	6,095	47,651	151,694	54,798	24,140	230,632
1874	41,574	9,539	2,049	53,162	180,302	41,959	8,559	230,820
1875	8,392	19,530	2,804	30,726	46,868	81,114	12,416	140,398
1876	29,459	28,799	5,703	63,961	143,476	120,513	21,752	287,741
1877	19,614	12,081	3,513	35,208	93,355	49,276	13,805	156,436
1878	594	16	1,604	2,214	2,019	71	5,831	7,921
1879	506	120	1,849	2,475	1,282	655	4,958	6,895
1880	52	1,174	709	1,935	187	3,400	1,240	4,827
1881	171	79	549	799	553	244	1,729	2,526
1882	1,231	1,660	426	3,317	2,486	6,504	1,744	10,734
1883	3,142	836	232	4,210	6,510	3,562	946	11,018
1884	9,655	1,490	213	11,358	24,676	4,997	656	30,329
1885	6,791	506	225	7,522	17,779	1,297	672	19,743
1886	5,797	421	431	6,649	18,583	885	1,563	21,031
1887	3,501	2,934	268	6,703	12,214	8,103	714	21,031
1888	5,075	7,496	239	12,810	20,287	28,976	756	50,019
1889	7,874	13,270	881	22,125	31,718	44,402	3,375	79,495
1890	21,546	3,039	677	25,262	68,719	9,546	2,044	80,309
1891	3,568	21	561	4,150	12,304	71	1,568	13,943
1892	19,302	286	1,299	20,887	47,269	2,634	4,680	54,583
1893	4,151	662	963	5,776	11,434	916	2,922	15,272
1894	181	280	1,674	2,135	591	373	4,961	5,925
1895	13	594	1,087	1,694	39	1,818	3,226	5,083
1896	438	66	1,513	2,017	1,500	208	4,214	5,922
1897	2,787	750	1,493	5,030	7,619	1,858	2,824	12,301
1898	2,655	718	2,166	5,539	10,447	994	4,244	15,685
1899	1,108	93	2,817	4,018	2,530	274	5,848	8,652
1900	5,200	1,447	1,697	8,344	12,426	1,964	3,331	17,721
1901	14,934	2,317	2,205	19,456	25,021	2,973	4,775	32,769
1902	20,697	5,253	3,494	29,444	39,317	6,593	9,848	55,758
1903	7,605	489	3,157	11,251	19,746	1,242	10,228	31,216
1904	8,264	719	10,731	19,714	25,720	1,789	30,352	57,861
1905	5,439	3,538	3,786	12,763	15,342	9,966	13,389	38,697
1906	9,026	605	3,90	13,534	24,431	2,282	12,364	39,077
1907*	8,631	1,071	1,395	11,097	26,683	2,689	4,155	33,527
1908	7,955	1,564	7,328	16,847	21,819	4,133	16,741	42,693
1909	13,763	503	5,341	19,607	38,884	1,361	22,666	62,911
1910	11,742	569	7,888	20,199	37,486	1,460	20,752	59,698
1911	1,185	1,437	2,184	4,806	4,444	3,550	6,182	14,176
1912	3,368	2,167	2,191	7,726	11,006	6,505	7,756	25,067
1913	2,989	465	3,938	7,392	11,956	1,488	12,159	25,603

months. (a) Includes "Wheat Flour" prior to 1869.

SESSIONAL PAPER No. 10

Agricultural Products.—Continued.

TOTAL GRAIN PRODUCTS.								Fiscal Years.
Quantities.				Values.				
United Kingdom	United States.	Other Countries.	Totals.	United Kingdom	United States.	Other Countries.	Totals.	
Bbls.	Bbls.	Bbls.	Bbls.	\$	\$	\$	\$	
163,555	126,337	93,452	383,344	1,174,083	850,769	604,688	2,629,540	1868
193,458	100,692	104,931	399,081	1,014,923	509,977	562,110	2,087,010	1869
214,350	91,572	114,811	420,733	1,529,791	359,870	566,260	2,455,921	1870
188,361	34,459	102,638	325,458	1,019,265	173,685	507,141	1,700,091	1871
239,071	116,105	130,623	485,799	1,414,648	642,654	765,125	2,822,427	1872
286,170	72,635	163,036	521,841	1,735,258	419,728	979,100	3,134,086	1873
348,965	148,384	96,130	593,479	1,989,711	844,854	590,927	3,425,492	1874
167,213	54,690	111,606	333,509	787,451	274,598	623,591	1,685,640	1875
233,904	126,856	118,705	479,465	1,249,203	605,966	610,961	2,466,130	1876
148,489	42,486	112,838	303,813	777,124	223,265	641,485	1,641,874	1877
495,818	39,186	118,152	653,156	2,608,500	195,034	698,110	3,501,644	1878
541,691	22,897	112,893	677,481	2,340,427	97,901	542,612	2,980,940	1879
544,780	13,216	89,451	647,447	2,852,854	62,641	458,307	3,373,802	1880
428,147	5,397	60,808	494,352	2,075,790	25,661	308,333	2,409,784	1881
417,542	7,102	98,052	522,696	2,321,905	35,909	609,606	2,967,420	1882
425,867	4,734	128,706	559,307	2,065,531	22,914	715,102	2,803,547	1883
221,323	3,680	39,645	264,648	1,065,155	16,026	205,437	1,286,618	1884
156,213	4,338	36,348	196,899	640,827	13,864	171,906	826,597	1885
310,602	21,889	136,183	468,674	1,361,296	95,795	618,540	2,075,631	1886
394,027	8,693	172,258	574,978	1,770,879	29,480	732,038	2,532,397	1887
246,287	13,231	117,256	376,774	1,133,891	50,958	498,714	1,683,563	1888
124,891	21,387	53,858	200,136	572,610	76,616	264,213	913,439	1889
163,301	24,116	23,182	210,599	657,546	86,440	112,363	856,349	1890
194,415	13,036	105,231	312,682	899,671	57,220	490,825	1,447,716	1891
355,075	5,518	143,070	503,663	1,539,587	21,804	686,924	2,248,315	1892
333,050	33,608	205,690	572,348	1,365,754	123,968	892,615	2,382,277	1893
284,339	7,801	226,719	518,859	1,098,509	19,066	895,920	2,013,495	1894
181,663	3,438	119,831	304,932	636,342	12,621	421,542	1,120,505	1895
195,865	2,503	100,620	298,988	699,711	10,662	378,637	1,089,010	1896
388,395	9,184	181,228	578,807	1,241,549	29,393	745,159	2,016,101	1897
1,078,785	10,947	342,066	1,431,798	4,490,153	36,896	1,469,153	5,996,202	1898
658,403	5,310	252,827	916,540	2,484,315	20,374	1,005,819	3,510,508	1899
600,470	5,585	316,318	922,373	2,134,977	15,758	1,133,862	3,284,597	1900
932,955	17,120	339,932	1,290,007	3,180,479	46,882	1,288,441	4,515,802	1901
756,832	16,157	434,809	1,207,798	2,658,415	46,490	1,664,035	4,368,940	1902
771,879	19,648	652,326	1,443,853	2,838,871	70,346	2,558,144	5,267,361	1903
1,122,781	42,061	647,136	1,811,778	4,238,369	168,180	2,537,225	6,943,774	1904
753,823	34,642	714,374	1,502,839	3,027,422	151,302	3,378,813	6,557,537	1905
1,073,547	27,293	577,652	1,678,492	4,173,453	114,248	2,473,482	6,761,183	1906
704,301	4,836	470,922	1,240,059	2,867,826	15,675	1,789,688	4,673,189	1907*
1,201,275	30,880	822,296	2,144,451	5,502,055	126,323	3,590,821	9,219,199	1908
1,148,963	60,020	668,110	1,877,093	5,043,559	246,524	3,300,203	8,590,286	1909
2,118,971	128,834	1,083,719	3,331,524	9,960,372	582,820	5,500,221	16,043,413	1910
2,007,964	27,844	1,144,284	3,180,092	8,695,504	120,221	5,571,273	14,386,993	1911
547,350	61,458	1,347,453	3,956,241	10,622,457	254,089	6,080,324	16,956,870	1912
3,070,652	30,449	1,573,321	4,674,422	13,284,852	136,237	7,412,282	20,833,371	1913

Fiscal Years.	HAY.							
	Quantities.				Values.			
	United Kingdom.	United States.	Other Countries.	Totals.	United Kingdom.	United States.	Other Countries.	Totals.
	Tons.	Tons.	Tons.	Tons.	\$	\$	\$	\$
1868	2	6,699	1,158	7,859	30	56,700	13,891	70,621
1869	178	4,312	462	4,952	2,366	35,447	5,618	43,431
1870		8,633	186	8,819		63,005	2,211	65,216
1871		22,316	671	23,487		279,294	10,923	290,217
1872		49,865	962	50,827		673,453	16,580	690,033
1873		35,576	809	36,385		436,010	12,271	448,281
1874		25,904	821	26,725		282,660	10,550	293,210
1875		19,409	1,349	20,758		192,778	17,908	210,686
1876	604	30,744	2,172	33,520	13,198	279,832	28,503	321,533
1877	723	27,682	1,170	29,575	10,903	227,773	16,087	254,763
1878	1,069	15,401	799	17,269	14,354	137,878	11,396	163,628
1879	2,839	7,650	1,215	11,704	35,261	58,004	12,878	105,643
1880	4,791	58,357	1,296	64,444	41,297	429,193	14,477	484,967
1881	5,344	160,673	2,364	168,381	63,620	1,718,679	30,909	1,813,208
1882	4,064	85,136	1,447	90,647	51,953	845,503	18,235	915,691
1883	3,304	89,005	1,431	93,740	41,581	843,404	17,120	902,105
1884	5,251	101,639	1,571	108,461	64,058	831,601	17,398	913,057
1885	5,308	127,820	1,811	134,939	66,367	1,181,616	22,542	1,270,525
1886	5,674	85,490	2,780	93,944	69,534	897,806	33,996	1,001,336
1887	6,523	69,450	870	76,843	61,436	670,749	11,211	743,396
1888	6,044	84,068	3,157	93,269	64,781	800,622	37,926	903,329
1889	6,928	82,308	2,244	91,480	84,610	822,381	27,091	934,082
1890	10,408	101,713	3,041	115,162	109,634	922,797	36,123	1,068,554
1891	11,852	50,070	3,161	65,083	150,291	375,813	33,385	559,489
1892	14,969	67,067	2,890	84,926	167,604	598,567	34,362	800,533
1893	50,892	94,282	6,707	151,881	515,461	854,958	82,453	1,452,872
1894	175,559	87,847	13,400	276,806	1,700,409	753,575	147,204	2,601,188
1895	54,933	137,514	6,625	199,072	492,683	979,914	67,094	1,539,691
1896	29,293	182,719	2,628	214,640	305,616	1,641,471	29,344	1,976,431
1897	18,752	92,002	3,006	113,754	193,172	773,079	32,987	999,238
1898	30,230	3,296	3,565	37,091	299,462	24,959	33,423	357,844
1899	34,700	23,200	4,528	62,428	258,604	118,274	34,753	411,631
1900	47,748	101,982	25,686	175,416	378,946	715,594	319,569	1,414,109
1901	51,644	155,221	46,112	252,977	459,235	1,158,108	480,539	2,097,882
1902	212,145	68,689	153,751	434,585	1,702,538	502,700	2,208,173	4,413,411
1903	163,178	266,482	20,393	450,053	1,421,506	1,924,598	249,561	3,595,665
1904	104,853	103,099	11,922	219,874	974,678	793,627	129,425	1,897,730
1905	92,238	46,359	12,966	151,563	799,227	338,991	122,992	1,261,210
1906	124,947	68,541	13,226	206,714	952,728	449,549	127,664	1,529,941
1907*	64,591	38,039	10,148	112,778	655,259	295,105	84,584	1,034,948
1908	29,771	27,558	6,143	63,472	394,929	236,271	94,608	725,808
1909	44,034	3,317	8,533	55,884	508,132	32,009	103,638	643,779
1910	87,871	86,127	17,109	191,098	922,718	673,220	209,911	1,805,849
1911	112,529	204,416	9,187	326,132	1,152,629	1,449,990	120,672	2,723,291
1912	104,817	668,913	12,034	784,864	1,027,995	5,186,016	159,579	6,373,590
1913	62,871	316,521	14,816	394,208	759,241	2,978,682	212,135	3,950,058

* 9 months.

SESSIONAL PAPER No. 10

Agricultural Products.—Continued.

Hors.								Fiscal Years.
Quantities.				Values.				
United Kingdom.	United States.	Other Countries.	Totals.	United Kingdom.	United States.	Other Countries.	Totals.	
Lbs.	Lbs.	Lbs.	Lbs.	\$	\$	\$	\$	
18,451	200,906	1,100	220,457	5,018	67,262	397	72,677	1868
357,800	52,567	1,475	411,842	40,386	5,156	556	46,098	1869
702,209	491,970	200	1,194,379	75,789	57,700	50	133,539	1870
25,853	1,370	12,366	39,589	2,831	196	1,561	4,588	1871
5,904	579,782	1,800	587,486	531	125,194	290	126,015	1872
4,300	488,981	6,474	499,755	2,000	100,926	817	103,743	1873
375	168,951	400	169,726	75	40,022	80	40,177	1874
44,300	109,530	1,761	155,591	6,660	35,016	440	42,116	1875
19,038	186,225	70	205,333	2,187	39,485	51	41,723	1876
43,949	37,439	1,370	82,758	12,233	6,407	370	19,010	1877
206,756	2,172	208,928	19,213	261	19,474	1878
84,069	14,308	4,122	102,499	5,782	1,338	415	7,535	1879
290,516	43,242	4,542	338,330	39,566	4,863	691	45,120	1880
.....	10,500	10,500	2,712	2,712	1881
108,335	93,191	241	201,767	26,090	15,622	68	41,780	1882
169,150	7,992	177,142	83,099	6,760	89,859	1883
115,490	1,776	117,266	15,872	530	16,402	1884
99,289	1,000	3,149	103,438	16,249	389	654	17,292	1885
125,947	7,675	2,955	136,577	79,607	480	296	80,383	1886
.....	705	705	112	112	1887
92,420	30,700	911	124,031	1,596	4,390	127	6,113	1888
156,653	730	157,385	9,769	99	9,868	1889
.....	455	455	62	62	1890
88,649	11,200	405	100,254	16,145	3,360	84	19,589	1891
24,000	953	24,953	4,000	250	4,250	1892
302,259	14,987	2,257	319,503	44,629	3,134	481	48,244	1893
240,909	11,242	5,290	257,441	39,314	2,791	558	42,663	1894
91,191	111,120	36,914	239,225	13,829	8,884	5,463	28,176	1895
87,246	130	2,036	89,412	13,402	17	267	13,686	1896
67,576	440	18,813	86,829	10,572	44	1,650	12,266	1897
155,552	230	13,190	168,972	22,066	28	2,757	24,851	1898
62,956	27	10,835	73,818	20,760	19	2,338	23,108	1899
55,320	16,460	71,780	11,534	4,176	15,710	1900
177,358	4,915	181,373	36,983	987	37,970	1901
75,035	2	1,957	76,994	17,613	1	206	17,820	1902
69,023	32	400	69,455	11,205	4	120	11,329	1903
51,748	1,530	53,278	12,937	460	13,397	1904
48,043	6	185	48,234	6,064	2	64	6,130	1905
66,423	5,218	71,641	12,306	965	13,271	1906
61,050	1,000	62,050	5,700	210	5,910	1907*
211,130	5,493	216,623	32,832	735	33,567	1908
31,705	43,340	1,155	76,200	4,213	8,668	162	13,043	1909
230,820	31	1,628	232,479	24,650	7	69	24,726	1910
156,679	156,679	19,740	19,740	1911
16,454	176	1,332	17,962	1,857	97	175	2,129	1912
182,625	19,758	21,242	223,625	33,645	4,133	4,629	42,407	1913

4 GEORGE V., A. 1914

No. 25 (E)—CANADIAN EXPORTS from Canada—

Fiscal Years.	MALT.							
	Quantities.				Values.			
	United Kingdom.	United States.	Other Countries.	Totals.	United Kingdom.	United States.	Other Countries.	Totals.
	Bush.	Bush.	Bush.	Bush.	\$	\$	\$	\$
1868		33,896		33,896		38,382		38,382
1869		22,332		22,332		33,102		33,102
1870		127,345		127,343		112,120		112,120
1871		167,939		167,939		132,810		132,810
1872		241,889		241,889		205,260		205,260
1873		374,994		374,994		215,137		215,137
1874		481,099		481,099		153,780		153,780
1875		101,889		101,889		109,517		109,517
1876		153,926		153,926		144,336		144,336
1877		306,432	1,120	307,552		275,213	870	276,083
1878		614,199		614,199		439,792		439,792
1879		505,716	213	505,929		423,258	85	423,343
1880		1,055,244	1,050	1,056,294		843,132	438	843,570
1881	3	736,445	101	736,549	10	649,772	75	649,857
1882		1,171,440	100	1,171,540		1,108,833	110	1,108,943
1883		1,329,641	317	1,329,958		1,136,556	144	1,136,700
1884		235,842	117	235,959		178,110	220	178,330
1885		374,961		374,961		280,137		280,137
1886		284,443		284,443		222,187		222,187
1887		182,176		182,176		146,012		146,012
1888		193,465		193,465		154,145		154,145
1889		131,821	584	132,405		105,183	687	105,870
1890		258,891	1,078	259,969		149,310	1,070	150,380
1891		120,093	1,400	121,493		87,084	1,090	88,174
1892		25	1,924	1,949		20	1,430	1,450
1893		22	1,800	1,822		19	1,226	1,245
1894		62	7,020	7,082		45	4,353	4,398
1895		7,753	9,662	17,415		4,479	7,681	12,160
1896		33	12,213	12,246		82	9,397	9,479
1897		400	8,905	9,305		690	7,120	7,810
1898		1,142	5,461	6,603		525	3,572	4,097
1899		500	4,407	4,907		375	2,948	3,323
1900			9,199	9,199			10,939	10,939
1901			4,087	4,087			3,563	3,563
1902		145	5,980	6,125		116	5,590	5,706
1903			9,032	9,032			7,415	7,415
1904			4,364	4,364			4,155	4,155
1905			11,436	11,436			9,289	9,289
1906			8,605	8,605			6,961	6,961
1907*			8,394	8,394			6,580	6,580
1908		3	7,889	7,892		6	7,716	7,722
1909			7,157	7,157			7,277	7,277
1910	703	82	12,322	13,107	802	112	10,414	11,328
1911			11,995	11,995			10,888	10,888
1912	10,375		7,008	17,383	11,308		7,607	18,915
1913		120	22,946	23,066		120	15,603	15,723

* 9 months.

SESSIONAL PAPER No. 10

Agricultural Products.—Continued.

MAPLE SUGAR.								Fiscal Years.
Quantities.				Values.				
United Kingdom.	United States.	Other Countries.	Totals.	United Kingdom.	United States.	Other Countries.	Totals.	
Lbs.	Lbs.	Lbs.	Lbs.	\$		\$	\$	
180	5,082	570	5,832	18	478	72	568	1868
490	2,309	1,441	4,240	51	217	123	391	1869
4,200	2,747	955	7,902	399	217	66	682	1870
248	13,788	360	14,396	29	1,316	30	1,375	1871
80	18,196	575	18,851	8	1,761	55	1,824	1872
100	33,273	350	33,723	10	2,357	70	2,437	1873
.....	7,617	7,617	696	696	1874
120	18,383	18,503	12	1,697	1,709	1875
4,270	6,138	100	10,508	662	627	7	1,296	1876
2,361	22,907	784	26,052	218	2,234	73	2,525	1877
4,342	2,425	440	7,207	515	213	54	782	1878
505	1,283	100	1,888	63	114	15	192	1879
1,315	117,977	40	119,332	207	7,772	6	7,985	1880
1,034	171,231	20	172,285	92	14,521	3	14,616	1881
2,947	274,560	275	277,782	292	20,545	27	20,864	1882
1,545	167,937	180	169,662	173	12,164	21	12,358	1883
4,995	384,948	1,405	391,348	521	24,299	198	25,018	1884
532	10,169	1,063	11,704	65	868	83	1,016	1885
13,150	137,755	50	150,955	1,119	9,741	10	10,870	1886
2,829	212,077	625	215,531	325	15,377	67	15,769	1887
470	199,654	348	200,472	70	18,495	32	18,597	1888
6,039	403,935	180	410,154	544	26,548	23	27,115	1889
958	233,958	255	235,171	103	16,644	21	16,768	1890
2,496	305,527	195	308,218	230	21,849	16	22,095	1891
8,809	763,017	2,547	774,373	448	50,843	119	51,410	1892
17,304	718,615	2,595	738,514	1,239	48,674	238	50,151	1893
21,567	430,844	452,411	1,751	28,093	29,844	1894
11,108	131,617	142,725	958	8,082	9,040	1895
14,135	903,747	140	918,022	1,210	50,274	15	51,499	1896
15,218	468,206	255	483,679	1,310	30,056	21	31,387	1897
11,212	493,832	477	505,521	1,171	20,907	23	22,101	1898
21,175	1,115,515	949	1,137,639	1,765	64,449	80	66,294	1899
7,713	773,484	1,444	782,641	746	82,834	146	84,726	1900
9,700	890,099	20	899,819	924	70,953	2	71,879	1901
11,820	1,194,518	290	1,206,628	1,108	89,892	24	91,024	1902
67,279	2,673,526	864	2,741,669	5,744	184,790	69	190,603	1903
44,804	1,799,710	710	1,845,224	2,091	138,850	70	141,011	1904
19,284	1,928,035	648	1,947,967	1,902	133,103	61	135,066	1905
1,244	82,700	506	84,450	1,138	7,591	399	9,128	1906
644	175	462	1,281	554	184	443	1,181	1907*
50,177	2,779,781	493	2,830,451	4,551	223,972	59	228,582	1908
24,038	1,483,029	62	1,507,129	2,154	114,267	6	116,427	1909
18,679	1,714,555	1,203	1,734,437	1,843	127,082	121	129,046	1910
21,866	1,353,289	1,036	1,376,191	2,303	114,709	100	117,202	1911
24,786	1,311,305	607	1,336,698	2,353	107,975	72	110,400	1912
37,328	1,116,972	335	1,154,635	3,869	100,419	36	104,524	1913

4 GEORGE V., A. 1914

No. 25 (E)—CANADIAN EXPORTS from Canada—

Fiscal Years.	SEEDS—CLOVER (a)							
	Quantities.				Values.			
	United Kingdom.	United States.	Other Countries.	Totals.	United Kingdom.	United States.	Other Countries.	Totals.
	Bush.	Bush.	Bush.	Bush.	\$	\$	\$	\$
1868								
1869								
1870								
1871								
1872								
1873								
1874								
1875								
1876								
1877								
1878								
1879								
1880								
1881								
1882								
1883								
1884								
1885								
1886								
1887								
1888								
1889					123,249	28,252	12,846	164,347
1890					140,884	30,066	5,262	176,212
1891					223,093	55,419	39,691	318,203
1892					393,898	24,374	37,243	455,515
1893					136,151	78,116	7,650	221,917
1894					447,009	21,361	44,124	512,494
1895	106,756	22,819	11,551	141,126	601,121	95,134	71,551	767,806
1896	61,624	17,304	9,900	88,828	287,577	63,067	45,431	396,075
1897	58,829	3,474	6,072	68,375	292,260	13,376	29,972	335,608
1898	65,018	7,730	10,576	83,324	303,619	24,917	54,611	383,147
1899	90,502	9,144	58,050	157,696	408,509	28,683	253,822	691,014
1900	27,783	2,952	17,578	48,313	187,218	13,470	67,287	267,975
1901	49,459	13,195	13,860	76,514	367,472	81,004	95,580	544,056
1902	90,614	57,091	45,120	192,825	620,456	276,962	304,260	1,201,678
1903	50,037	15,788	47,671	113,496	387,223	89,798	362,438	839,459
1904	82,249	74,841	73,394	230,484	550,129	323,830	463,180	1,337,139
1905	30,112	36,528	19,031	85,671	208,539	187,864	124,048	520,451
1906	42,763	114,740	54,366	211,869	312,217	727,164	357,424	1,396,805
1907*	22,506	37,662	9,925	70,093	152,967	215,797	70,777	439,541
1908	28,015	53,772	20,288	102,075	272,136	390,312	167,323	829,771
1909	26,712	30,833	5,490	63,035	226,828	248,665	44,022	519,515
1910	31,236	57,565	23,960	112,761	237,514	422,272	184,508	844,294
1911	26,781	154,601	29,736	211,118	230,981	1,169,709	256,125	1,656,815
1912	13,463	65,906	8,607	93,976	189,289	575,899	74,445	839,633
1913	26,750	30,513	11,886	69,149	310,629	292,801	134,947	738,377

Included with "Seeds—All Other, N.E.S." prior to 1889.

* 9 months. (a) Includes "Grass Seed" prior to 1894

SESSIONAL PAPER No. 10

Agricultural Products.—*Continued.*

SEEDS—FLAX.								Fiscal Years.
Quantities.				Values.				
United Kingdom.	United States.	Other Countries.	Totals.	United Kingdom.	United States.	Other Countries.	Totals.	
Bush.	Bush.	Bush.	Bush.	\$	\$	\$	\$	
3,266	42,477		45,743	4,835	72,059		76,894	1868
	27,108		27,108		42,425		42,425	1869
39	53,836		53,875	62	72,907		72,969	1870
	29,314		29,314		53,685		53,685	1871
	8,118		8,118		19,383		19,383	1872
	887		887		2,581		2,581	1873
	15,257		15,257		8,475		8,475	1874
	4,648		4,648		7,037		7,037	1875
	5,981		5,981		7,100		7,100	1876
	4,543		4,543		4,656		4,656	1877
	323		323		484		484	1878
	6,584		6,584		4,668		4,668	1879
8	32,543		32,551	48	23,560		23,698	1880
12	14,947		14,959	25	13,852		13,877	1881
	29		29		36		36	1882
								1883
	431	6	437		526	14	540	1884
								1885
		2	2			8	8	1886
325	364		689	300	400		700	1887
	32		32		48		48	1888
	8,284		8,284		7,637		7,637	1889
								1890
	92		92		350		350	1891
								1892
								1893
390	7		397	195	10		205	1894
22,891	42,261		65,152	28,245	43,063		71,308	1895
51,741	10,381	696	62,818	37,788	6,432	1,044	45,264	1896
76,877	1,976		78,853	65,995	1,331		67,326	1897
9,811	5,970		15,781	9,755	6,617		16,372	1898
8,811			8,811	8,809			8,809	1899
	301		301		342		342	1900
714	239		953	1,000	493		1,493	1901
	868		868		963		963	1902
								1903
	1,411		1,411		1,250		1,250	1904
	314		314		479		479	1905
	2,824		2,824		3,328		3,328	1906
120,132	1,450		121,582	143,504	1,740		145,244	1907
10,993	1	3	10,997	15,087	3	8	15,098	1908
626,835	12,395	54,549	693,779	775,834	14,615	65,459	855,908	1909
1,476,769	449,739	71,140	1,997,648	2,796,502	741,349	104,625	3,642,476	1910
1,019,057	1,677,062		2,696,119	2,285,411	3,859,211		6,144,622	1911
495,496	991,802	17,230	1,504,528	1,004,888	1,802,594	34,460	2,842,242	1912
2,536,336	7,561,004	26,353	10,123,693	4,537,360	11,885,186	26,353	16,448,899	1913

4 GEORGE V., A. 1914

No. 25 (E)—CANADIAN EXPORTS from Canada—

Fiscal Years.	SEEDS—GRASS.							
	Quantities.				Values.			
	United Kingdom.	United States.	Other Countries.	Totals.	United Kingdom.	United States.	Other Countries.	Totals.
	Bush.	Bush.	Bush.	Bush.	\$	\$	\$	\$
1868								
1869								
1870								
1871								
1872								
1873								
1874								
1875								
1876								
1877								
1878								
1879								
1880								
1881								
1882								
1883								
1884								
1885								
1886								
1887								
1888								
1889								
1890								
1891								
1892								
1893								
1894								
1895								
1896								
1897								
1898								
1899								
1900								
1901								
1902								
1903								
1904								
1905								
1906								
1907*								
1908								
1909								
1910								
1911								
1912								
1913								

Included with "Clover Seed" prior to 1894.

*9 months.

SESSIONAL PAPER No. 10

Agricultural Products.—Continued.

SEEDS—ALL OTHER, N.E.S. (a).				TOTAL SEEDS.				Fiscal Years.
Values.				Values.				
United Kingdom.	United States.	Other Countries.	Totals.	United Kingdom.	United States.	Other Countries.	Totals.	
\$	\$	\$	\$	\$	\$	\$	\$	
61,599	23,703	551	85,853	66,434	95,762	551	162,747	1868
17,131	19,249	239	37,219	17,131	61,674	839	79,644	1869
507	65,777	170	66,454	569	138,684	170	139,423	1870
153,682	283,843	818	438,343	153,682	337,528	818	492,028	1871
23,227	50,051	1,241	74,519	23,227	69,434	1,241	93,902	1872
687	4,973	723	6,383	687	7,554	723	8,964	1873
185	3,194	452	3,831	185	11,669	452	12,306	1874
7,605	37,333	287	45,225	7,605	44,370	287	52,262	1875
43,594	268,896	78	312,568	43,594	275,996	78	319,668	1876
132,321	148,205	502	281,028	132,321	152,861	502	285,684	1877
151,475	37,206	14,554	203,235	151,475	37,690	14,554	203,719	1878
133,217	52,642	352	186,211	133,217	57,310	352	190,879	1879
425,730	125,781	15,946	567,457	425,778	149,341	15,946	591,065	1880
156,606	31,637	2,356	190,599	156,631	45,489	2,356	204,476	1881
741,205	139,915	32,059	913,179	741,205	139,951	32,059	913,215	1882
177,307	29,164	581	207,052	177,307	29,164	581	207,052	1883
64,994	8,127	7,343	80,464	64,994	8,653	7,357	81,004	1884
67,861	46,187	2,219	116,267	67,861	46,187	2,219	116,267	1885
126,156	6,870	6,999	140,025	126,156	6,870	7,007	140,033	1886
87,419	3,356	5,915	96,690	87,719	3,756	5,915	97,390	1887
104,769	56,489	1,681	162,939	104,769	56,537	1,681	162,987	1888
1,592	2,244	69	3,905	124,841	38,133	12,915	175,889	1889
1,240	4,723	25	5,988	142,124	34,789	5,287	182,200	1890
972	1,996	13	2,981	224,065	57,765	39,704	321,534	1891
112	1,251	1,259	2,622	394,010	25,625	38,502	458,137	1892
4	5,379	243	5,626	136,155	83,495	7,893	227,543	1893
353	5,994	55	6,402	454,729	35,409	47,284	537,422	1894
19,668	2,177	4,422	26,267	673,909	160,703	86,022	920,634	1895
10,771	3,703	132	14,606	338,555	85,108	48,061	471,724	1896
10,193	2,337	66	12,596	371,157	36,152	32,256	439,565	1897
1,675	3,537	14	5,226	315,073	55,135	57,013	427,221	1898
4,879	3,162	2,037	10,078	423,374	53,691	263,952	741,017	1899
894	4,025	123	5,042	189,723	61,566	71,363	322,652	1900
2,943	8,437	1,648	13,028	375,923	128,173	100,988	605,084	1901
956	17,479	53	18,488	624,013	368,989	316,320	1,309,322	1902
46	4,137	66	4,249	397,196	128,440	393,536	919,172	1903
1,386	9,925	246	11,557	553,740	397,736	476,295	1,427,771	1904
1,900	7,497	1,852	11,249	217,784	236,534	144,536	599,154	1905
8,915	12,879	677	22,471	324,392	790,616	363,461	1,478,469	1906
20,849	22,067	4,091	47,007	318,291	300,904	78,557	697,752	1907
858	17,155	833	18,846	295,889	494,552	188,492	978,923	1908
5,774	21,302	1,040	28,116	1,013,120	325,685	122,231	1,461,036	1909
6,808	25,907	4,583	37,298	3,042,817	1,256,436	303,544	4,602,797	1910
390	43,977	421	44,788	2,519,730	5,264,387	275,266	8,059,383	1911
153	39,435	12,643	112,231	1,203,959	2,650,464	145,600	4,000,023	1912
777	43,426	628	44,831	4,860,620	12,306,267	190,169	17,357,056	1913

(a) Includes "Clover and grass seed" prior to 1889.

4 GEORGE V., A. 1914

No. 25 (E)—CANADIAN EXPORTS from Canada—

Fiscal Years.	STRAW.							
	Quantities.				Values.			
	United Kingdom.	United States.	Other Countries.	Totals.	United Kingdom.	United States.	Other Countries.	Totals.
	Tons.	Tons.	Tons.	Tons.	£	£	£	£
1868								
1869								
1870								
1871								
1872								
1873								
1874								
1875								
1876								
1877		15		15		73		73
1878		105		105		526		526
1879	2	49	1	52	16	243	5	264
1880	5	2,414	39	2,458	37	11,722	195	11,954
1881		10,848	11	70,859		26,905	135	27,040
1882		4,301	1	4,302		21,841	10	21,851
1883		3,658		3,658		17,257		17,257
1884	9	3,564	1	3,574	48	15,361	9	15,418
1885	1	3,014	12	3,027	8	13,632	148	13,788
1886		2,586	2	2,588		13,395	12	13,407
1887		4,918	5	4,923		21,336	42	21,378
1888		3,276	8	3,284		14,414	67	14,481
1889		3,884	17	3,901		19,807	145	19,952
1890	5	5,547	14	5,566	30	24,118	83	24,231
1891		5,743	6	5,749		21,064	42	21,106
1892		4,063	22	4,085		14,168	155	14,323
1893	172	7,542	49	7,763	575	25,117	364	26,056
1894	149	6,044	38	6,231	662	18,844	263	19,769
1895	11	5,287	6	5,304	65	17,207	37	17,309
1896		4,595	11	4,606		17,485	68	17,553
1897	9	6,602	56	6,667	40	22,135	318	22,493
1898	3	1,419	52	1,474	18	3,963	309	4,290
1899		1,201	19	1,220		2,640	87	2,727
1900		2,354	47	2,401		7,346	334	7,650
1901	643	9,098	1,552	11,293	2,126	32,555	4,469	39,150
1902	240	2,716	251	3,207	923	10,016	930	11,869
1903	202	3,059	203	3,464	1,120	11,567	1,724	14,411
1904	108	8,011	188	8,307	760	30,613	1,327	32,640
1905	289	2,640	156	3,085	2,147	10,744	1,038	13,929
1906	294	3,832	96	4,222	2,122	14,276	731	17,129
1907*	111	1,062	57	1,230	996	4,017	323	5,336
1908	162	1,234	129	1,525	1,288	6,043	1,083	8,414
1909	154	2,022	186	2,362	1,397	10,001	1,186	12,584
1910	50	4,789	172	5,011	542	24,081	1,310	25,933
1911	618	3,788	106	4,512	3,910	14,465	850	19,225
1912	975	7,477	177	8,629	6,861	33,695	1,219	41,775
1913	52	5,410	112	5,574	374	27,872	924	29,170

*9 months.

SESSIONAL PAPER No. 10

Agricultural Products.—Continued.

TOBACCO LEAF.								Fiscal Years.
Quantities.				Values.				
United Kingdom.	United States.	Other Countries.	Totals.	United Kingdom	United States.	Other Countries.	Totals.	
Lbs.	Lbs.	Lbs.	Lbs.	\$	\$	\$	\$	
	387,199	1,541	388,740		12,628	314	12,942	1868
	9,650		9,650		1,288		1,288	1869
	30,968	250	31,218		4,547	50	4,597	1870
	56,801		56,801		12,320		12,320	1871
2,039	2,619		4,658	938	842		1,780	1872
5,472	119,873		125,345	400	12,206		12,606	1873
	125,544	300	125,844		3,508	60	3,568	1874
	420,653		420,653		33,788		33,788	1875
	93,168	160	93,328		7,149	30	7,179	1876
	283,817		283,817		11,872		11,872	1877
4,716	22,668	200	27,584	236	1,360	28	1,624	1878
	6,259	30,385	36,644		714	2,670	3,384	1879
	4,315	5,835	10,150		708	58	766	1880
18	658	5,675	6,351	10	210	2,112	2,332	1881
3,094	58,062	5,668	66,824	160	5,911	266	6,337	1882
	32,249		32,249		6,469		6,469	1883
	118		118		25		25	1884
								1885
								1886
	38		38		12		12	1887
	70		70		12		12	1888
1,456	131		1,587	73	23		96	1889
	323		323		234		234	1890
2,980	1,200		4,180	347	766		1,113	1891
	36		36		20		20	1892
	12,195		12,195		1,943		1,943	1893
300	292	2,200	2,792	120	77	1,320	1,517	1894
	6,420	890	7,310		3,648	496	4,144	1895
685	13,786		14,471	390	1,823		2,213	1896
67	3,224		3,291	10	1,323		1,333	1897
	20,420		20,420		7,003		7,003	1893
200	4,029		4,229	30	669		699	1899
265	31,633	2,760	34,658	52	3,416	193	3,661	1900
100	38,472	780	39,352	50	16,487	207	16,744	1901
	1,625	5,360	6,985		859	388	1,247	1902
4	24,949	12,556	37,509	2	3,821	1,124	4,947	1903
	48,676	5,744	54,420		6,246	466	6,712	1904
43	41,094	8,392	49,529	11	2,063	2,206	4,280	1905
	24,846	52,847	77,693		8,784	10,376	19,160	1906
27	44,707		44,734	4	6,756		6,763	1907*
12,208	99,252	13,791	125,251	6,513	49,677	1,590	57,780	1908
3,813	44,155	62,930	110,898	1,077	29,486	6,483	37,046	1909
	216,614	58,182	274,796		64,274	12,290	76,564	1910
	55,243	78,378	133,621		26,606	10,795	37,401	1911
8,761	40,856	9,192	58,809	1,320	22,521	2,103	25,944	1912
3 142	62,767	24,473	90,382	450	19,406	4,554	24,410	1913

No. 25 (E)—CANADIAN EXPORTS from Canada—

Fiscal Years.	VEGETABLES—POTATOES.							
	Quantities.				Values.			
	United Kingdom.	United States.	Other Countries.	Totals.	United Kingdom.	United States.	Other Countries.	Totals.
	Bush.	Bush.	Bush.	Bush.	\$	\$	\$	\$
1868								
1869								
1870								
1871								
1872								
1873								
1874								
1875								
1876	630	14,136	216,685	231,451	315	6,067	78,944	85,326
1877	450	2,890,596	222,774	3,113,820	180	1,297,567	97,037	1,394,784
1878	319,985	462,585	279,659	1,062,229	104,411	145,823	110,900	361,134
1879	222	2,407,694	246,506	2,654,422	107	1,128,350	132,932	1,261,349
1880	444,026	579,523	399,866	1,423,415	147,871	160,693	151,104	459,668
1881	27,331	1,902,709	365,267	2,295,307	11,923	6,6507	141,788	830,218
1882	150	3,578,253	221,759	3,800,162	117	2,131,125	137,527	2,268,769
1883	103	2,181,631	243,245	2,424,979	62	928,637	120,255	1,048,954
1884	67	387,437	365,931	753,435	62	98,444	133,210	231,716
1885	111	377,885	282,719	660,715	47	108,797	125,968	234,812
1886	627	1,848,462	373,838	2,222,927	192	374,122	118,888	492,702
1887	1,317	1,276,809	290,545	1,568,671	640	328,602	109,964	439,206
1888	1,427	2,486,441	206,862	2,694,730	973	957,570	91,952	1,050,495
1889	444	717,668	257,739	975,851	245	192,576	94,942	287,763
1890	1,053,230	405,567	1,458,797	308,915	186,830	495,745
1891	2,278	3,326,546	339,901	3,668,725	1,400	1,478,092	214,179	1,693,671
1892	5,648	135,324	445,224	586,196	1,810	41,886	251,725	295,421
1893	5,876	800,225	306,737	1,112,838	2,645	259,176	160,137	421,958
1894	3	635,959	461,614	1,097,576	2	193,917	204,073	397,992
1895	628	773,707	604,707	1,379,042	556	238,977	287,846	527,379
1896	787	77,072	518,776	596,635	454	15,399	211,843	227,606
1897	6	80,180	690,153	770,339	2	19,611	226,494	246,107
1898	964,613	485,465	1,450,078	327,223	306,704	633,927
1899	485	134,363	516,387	651,235	375	47,629	267,473	315,477
1900	954	44,084	635,482	680,520	392	17,415	312,424	330,231
1901	3,514	232,101	651,794	887,409	1,379	68,151	294,857	364,387
1902	808,041	522,411	1,330,452	327,046	361,235	688,281
1903	138,855	522,112	660,967	56,969	329,779	386,748
1904	4,969	1,451,070	650,481	2,106,520	1,689	742,537	427,911	1,172,137
1905	21	34,870	678,673	713,564	12	18,301	373,739	392,052
1906	9	473,239	785,921	1,259,169	5	128,363	527,536	655,904
1907	8,941	516,342	525,283	4,250	372,910	377,160
1908	4,014	34,392	668,631	707,037	4,601	15,459	486,255	506,318
1909	574,454	986,178	1,560,632	251,907	667,282	919,189
1910	201	678,632	1,244,762	1,923,595	259	345,903	787,105	1,133,267
1911	283	22,271	971,791	994,348	132	13,835	608,625	622,592
1912	1,182	27,286	716,258	744,726	525	19,286	553,999	573,810
1913	8	152,557	867,151	1,019,716	6	128,211	621,146	749,363

* 9 months.

SESSIONAL PAPER No. 10.

Agricultural Products.—*Continued.*

VEGETABLES—TURNIPS.								Fiscal Years.
Quantities.				* Values.				
United Kingdom.	United States.	Other Countries.	Totals.	United Kingdom	United States.	Other untries.	Totals.	
Bush.	Bush.	Bush.	Bush.	£	£	£	£	
								1865
								1869
								1870
								1871
								1872
								1873
								1874
								1875
								1876
								1877
								1878
								1879
								1880
								1881
								1882
								1883
								1884
								1885
								1886
								1887
								1888
								1889
								1890
								1891
								1892
								1893
								1894
								1895
								1896
								1897
.....	535,566	7,631	543,197	54,829	1,112	55,941	1898
.....	643,837	7,313	651,150	64,360	1,328	65,688	1898
.....	1,053,225	6,349	1,059,574	101,374	1,083	102,457	1899
.....	1,048,190	7,127	1,055,317	115,212	1,232	116,444	1900
28	906,938	9,324	916,290	4	95,094	1,364	96,462	1901
.....	1,133,968	11,310	1,145,278	110,515	3,192	113,707	1902
2,166	1,067,604	16,125	1,085,895	258	103,306	4,330	107,954	1903
683	1,327,878	11,687	1,340,248	82	164,409	2,529	167,020	1904
986	1,405,395	11,574	1,417,955	126	158,909	3,732	162,767	1905
.....	1,112,296	26,004	1,138,300	132,313	5,214	137,527	1906
530	1,186,964	7,808	1,195,392	64	143,433	1,753	145,250	1907
.....	1,210,224	9,181	1,219,405	186,471	1,961	188,432	1908
.....	1,013,508	13,268	1,026,776	147,935	2,513	150,448	1909
.....	1,268,538	14,672	1,283,210	173,933	2,623	176,556	1910
.....	1,464,856	13,138	1,477,994	206,263	2,348	208,611	1911
.....	1,455,562	12,315	1,467,877	245,648	3,207	248,855	1912
.....	1,318,655	35,155	1,353,810	157,322	7,243	164,565	1913

Included with "Vegetables—All other, N.E.S." prior to 1897.

No. 25 (E)—CANADIAN EXPORTS from Canada—

Fiscal Years.	VEGETABLES—ALL OTHER, N.E.S. (a).				TOTAL VEGETABLES.			
	Values.				Values.			
	United Kingdom.	United States.	Other Countries.	Totals.	United Kingdom.	United States.	Other Countries.	Totals.
	\$	\$	\$	\$	\$	\$	\$	\$
1868	12	107,779	10,169	117,960	12	107,779	10,169	117,960
1869	4,252	50,365	22,279	76,896	4,252	50,365	22,279	76,896
1870	60	21,576	34,687	56,323	60	21,576	34,687	56,323
1871	149	160,482	44,887	205,518	149	160,482	44,887	205,518
1872	42	28,035	45,424	73,501	42	28,035	45,424	73,501
1873	2,010	96,831	54,994	153,835	2,010	96,831	54,994	153,835
1874	9,434	214,622	108,022	332,078	9,434	214,622	108,022	332,078
1875	390	71,545	75,978	147,913	390	71,545	75,978	147,913
1876	343	8,719	12,643	21,705	658	14,786	91,587	107,031
1877	5	53,892	11,875	65,772	185	1,351,459	108,912	1,460,556
1878	42	17,144	8,830	26,016	104,453	162,967	119,730	387,150
1879	702	15,187	9,134	25,023	809	1,143,537	142,066	1,286,412
1880	572	32,015	7,813	40,400	148,443	192,708	158,917	500,068
1881	53	53,755	13,937	67,745	11,976	730,262	155,725	897,963
1882	83	180,259	15,093	195,435	200	2,311,384	152,620	2,464,204
1883	335	82,151	9,401	91,887	397	1,010,788	129,656	1,140,841
1884	334	79,940	12,006	92,280	396	178,384	145,216	323,996
1885	200	61,624	13,238	75,062	247	170,421	139,206	309,874
1886	254	49,828	13,924	64,006	446	423,950	132,312	556,708
1887	773	75,517	7,349	83,639	1,413	404,119	117,313	522,845
1888	259	93,102	5,390	98,751	1,232	1,050,672	97,342	1,149,246
1889	542	63,613	5,811	69,966	787	256,189	100,753	357,729
1890	1,383	96,079	6,837	104,299	1,383	404,994	193,667	600,044
1891	1,487	92,933	8,334	102,754	2,887	1,571,025	222,513	1,796,425
1892	266	70,064	10,595	80,919	2,070	111,950	262,320	376,340
1893	27,107	106,872	10,684	144,663	29,752	366,048	170,821	566,621
1894	3,145	107,233	17,453	127,831	3,147	301,150	221,526	525,823
1895	12,454	104,272	15,585	132,311	13,010	343,249	303,431	659,690
1896	2,142	96,056	9,178	107,376	2,596	111,365	221,021	334,982
1897	8,908	56,314	9,556	74,778	8,910	130,754	237,162	376,826
1898	5,147	23,802	9,980	38,929	5,147	415,385	318,012	738,544
1899	17,163	18,922	12,322	48,407	17,538	167,925	280,878	466,341
1900	27,570	16,803	12,945	57,318	27,962	149,430	326,601	503,993
1901	52,313	23,156	16,905	97,374	53,696	191,401	313,126	558,223
1902	24,854	148,077	20,991	193,922	24,854	585,638	385,418	995,910
1903	7,117	18,963	37,879	63,959	7,375	179,238	372,048	558,661
1904	30,335	15,557	25,510	71,402	32,106	922,503	455,950	1,410,559
1905	18,348	34,453	8,847	61,648	18,486	211,663	386,318	616,467
1906	9,895	71,499	30,331	111,725	9,900	332,175	563,081	905,156
1907*	5,629	41,600	10,932	58,161	5,693	189,283	385,595	580,571
1908	18,529	70,280	15,590	104,399	23,133	272,210	503,806	799,149
1909	28,174	106,893	24,122	153,189	28,174	500,735	693,917	1,222,826
1910	56,363	151,174	16,868	224,405	56,622	671,010	806,596	1,534,228
1911	15,162	237,583	19,245	271,990	15,294	457,681	630,218	1,103,193
1912	10,249	153,572	26,274	192,095	10,774	420,506	583,480	1,014,760
1913	20,425	63,167	26,590	110,182	20,431	348,700	654,979	1,024,11

*9 months. (a) Includes "Turnips" prior to 189.; also "Potatoes" prior to 1876.

SESSIONAL PAPER No. 10

Agricultural Products.—Continued.

OTHER AGRICULTURAL PRODUCTS, N.E.S.				TOTAL AGRICULTURAL PRODUCTS.				Fiscal Years.
Values.				Values.				
United Kingdom.	United States.	Other Countries.	Totals.	United Kingdom.	United States.	Other Countries.	Totals.	
\$	\$	\$	\$	\$	\$	\$	\$	
2,920	6,330	46	9,296	4,056,340	8,136,017	678,698	12,871,055	1868
2,710	48,565	67	51,342	3,620,584	7,912,017	650,101	12,182,702	1869
2,041	8,548	126	10,715	5,377,970	7,600,330	698,319	13,676,619	1870
313	9,999	282	10,594	3,222,931	6,022,432	608,561	9,853,924	1871
939	20,713	848	22,500	4,440,441	8,014,160	924,290	13,378,891	1872
14,210	14,493	1,908	30,611	7,455,272	6,446,374	1,093,694	14,995,340	1873
5,726	24,741	1,561	32,028	9,804,375	8,743,669	1,042,098	19,590,142	1874
3,583	30,174	2,180	35,937	8,432,963	8,012,813	812,582	17,258,358	1875
3,275	53,873	290	57,438	8,394,103	11,744,615	1,000,947	21,139,665	1876
5,455	102,172	286	107,913	5,752,550	8,038,250	898,576	14,689,376	1877
2,806	53,253	1,779	57,838	10,087,329	6,977,038	944,387	18,008,754	1878
1,568	44,940	2,808	49,316	10,048,632	8,591,143	988,689	19,628,464	1879
1,599	38,514	4,083	44,196	12,641,961	8,086,795	1,565,572	22,294,328	1880
5,334	46,329	1,425	53,088	9,490,890	10,631,374	1,146,063	21,268,327	1881
3,791	115,268	776	119,835	11,244,152	18,189,118	1,602,442	31,035,712	1882
576	89,963	189	90,728	9,474,740	11,989,280	1,354,499	22,818,519	1883
1,130	98,123	10,393	109,646	3,990,127	7,503,111	904,605	12,397,843	1884
3,283	85,194	837	89,314	5,502,763	8,392,341	623,189	14,513,293	1885
1,495	224,063	5,814	231,372	7,729,264	8,752,994	1,170,521	17,652,779	1886
4,504	249,046	476	254,026	9,438,408	7,966,248	1,421,579	18,826,235	1887
1,026	118,328	860	120,214	4,292,640	10,306,278	837,442	15,436,360	1888
5,689	82,856	88,545	3,674,055	9,125,707	614,349	13,414,111	1889
4,566	43,359	105	48,030	3,661,826	7,519,253	726,951	11,908,040	1890
2,035	41,450	350	43,845	5,254,028	7,291,246	1,121,584	13,666,858	1891
6,624	23,963	3,447	34,034	15,119,780	4,573,779	2,419,725	22,113,284	1892
929	51,146	1,380	53,455	15,443,211	4,132,105	2,474,174	22,049,490	1893
1,279	31,256	2,325	34,860	12,431,275	2,784,520	2,461,854	17,677,649	1894
2,703	69,792	875	73,370	10,414,380	3,710,022	1,594,726	15,719,128	1895
3,794	56,357	2,275	62,426	9,551,316	3,232,793	1,299,252	14,083,361	1896
3,083	45,226	512	48,821	13,507,342	2,419,814	2,055,490	17,982,646	1897
60,260	53,932	8,736	122,928	27,747,140	1,133,293	4,182,852	33,063,285	1898
37,431	58,048	7,734	103,213	18,447,543	1,149,686	3,355,686	22,952,915	1899
4,987	119,649	8,951	163,587	21,674,965	2,041,110	3,800,534	27,516,609	1900
8,059	95,211	8,405	111,675	17,337,633	2,907,969	4,535,884	24,781,486	1901
3,495	55,057	20,854	79,406	27,973,503	2,555,210	6,623,969	37,152,688	1902
415,105	97,712	208,282	721,099	34,206,693	3,882,282	6,535,346	44,624,321	1903
1,200,533	233,032	540,427	1,973,992	27,266,656	3,863,021	6,009,198	37,138,875	1904
9,950	87,813	24,514	122,277	18,884,067	5,034,640	6,075,443	29,994,150	1905
41,317	194,033	7,963	243,313	42,305,048	5,779,964	5,977,325	54,062,337	1906
25,950	202,123	9,560	237,633	29,940,454	2,147,081	3,769,081	35,856,616	1907
16,334	38,068	13,019	67,421	55,453,583	3,123,689	7,492,667	66,069,929	1908
4,642	91,155	2,109	97,906	58,933,165	4,120,244	8,943,798	71,997,207	1909
29,881	250,162	11,129	291,172	71,004,416	8,204,250	11,225,081	90,433,747	1910
9,472	350,635	12,885	372,992	61,393,720	10,385,705	10,821,859	82,601,284	1911
11,845	327,529	35,732	375,106	81,784,731	11,685,611	13,673,033	107,143,375	1912
9,800	455,866	13,518	479,184	166,537,156	27,215,879	16,392,626	150,145,661	1913

No. 25 (F)—CANADIAN EXPORTS from Canada—

Fiscal Years.	ARICULTURAL IMPLEMENTS				BOOKS, PHOTOGRAPHS, &c.			
	Values.				Values.			
	United Kingdom.	United States.	Other Countries.	Totals.	United Kingdom	United States.	Other Countries.	Totals.
	\$	\$	\$	\$	\$	\$	\$	\$
1868					746	12,923	124	13,793
1869					1,410	16,814	80	18,304
1870					5,763	46,030		51,793
1871					6,554	24,126	1,393	32,073
1872					12,119	53,686	2,935	68,740
1873					11,028	32,629	1,175	44,832
1874	Not separately stated prior to 1878.				2,499	34,529	254	37,282
1875					4,632	40,935	67	45,634
1876					7,098	13,431		20,529
1877					4,018	16,019	50	20,087
1878	46,032	6,394	33,575	86,001	8,605	14,152	556	23,313
1879	38,214	14,575	27,122	79,911	3,646	15,781	92	19,519
1880	49,184	7,852	2,092	59,128	7,696	22,865	400	30,961
1881	15,463	8,019	7,787	31,269	10,082	20,798	441	31,321
1882	13,329	10,116	22,697	46,142	7,270	15,035	918	23,223
1883	7,390	7,697	1,679	16,766	14,127	16,099	15,325	45,551
1884	9,352	6,389	1,511	17,252	30,271	16,222	58,993	105,486
1885	2,390	9,451	10,799	22,640	42,505	23,285	89,721	155,511
1886	3,056	5,434	8,168	16,658	24,243	16,001	46,433	86,677
1887	24,910	6,950	16,200	48,060	45,928	19,103	53,853	118,884
1888	59,099	8,018	88,102	155,219	9,003	23,936	38,847	71,786
1889	45,379	9,730	266,232	321,341	16,559	20,681	12,274	49,514
1890	71,435	3,089	292,674	367,198	13,952	29,504	12,164	55,620
1891	100,031	10,196	142,393	252,620	19,458	35,558	13,000	68,016
1892	214,091	4,443	184,244	402,778	24,573	41,943	11,135	77,651
1893	208,539	16,377	237,337	462,253	13,713	45,501	12,222	71,436
1894	157,601	6,575	301,506	465,682	15,153	33,822	10,117	59,092
1895	298,879	7,808	357,031	663,718	10,201	39,772	11,356	61,329
1896	257,233	4,034	332,197	593,464	12,934	41,995	7,994	62,923
1897	268,218	2,137	491,487	761,842	23,603	49,761	10,973	84,337
1898	462,498	4,209	976,433	1,443,140	28,131	59,390	13,446	100,967
1899	602,875	9,590	1,251,003	1,863,468	23,452	49,659	22,425	95,536
1900	474,532	9,590	1,208,033	1,692,155	37,733	52,400	51,083	141,216
1901	375,594	35,085	1,332,267	1,742,946	44,970	62,968	18,785	126,723
1902	378,229	18,159	1,418,342	1,814,730	25,614	85,823	22,721	134,158
1903	448,668	29,468	1,806,768	2,284,904	44,988	80,522	28,019	153,529
1904	479,667	26,837	2,050,330	2,556,834	54,921	86,783	41,120	182,824
1905	334,523	20,181	1,958,916	2,313,620	53,017	94,375	38,384	185,776
1906	236,955	67,024	2,193,622	2,497,601	96,534	101,045	59,424	257,003
1907*	300,350	13,762	2,175,218	2,489,330	50,213	86,672	31,167	168,052
1908	468,085	11,329	2,879,371	3,358,785	80,373	126,441	28,746	235,560
1909	427,442	28,404	3,151,289	3,607,135	114,345	153,733	35,771	303,849
1910	392,432	86,140	840,813	4,319,385	83,346	156,457	39,457	279,260
1911	425,396	156,735	5,321,068	5,903,199	145,039	167,552	37,448	350,039
1912	455,692	68,527	5,174,318	5,698,537	86,529	171,090	49,682	307,301
1913	437,006	54,067	5,661,466	6,152,559	148,864	200,510	38,365	387,739

* 9 months.

SESSIONAL PAPER No. 10

Manufactures.—Continued.

CARRIAGES, AUTOMOBILES, BICYCLES, &C.				CEMENT.				Fiscal Years.
Values.				Values.				
United Kingdom.	United States.	Other Countries.	Totals.	United Kingdom.	United States.	Other Countries.	Totals.	
\$	\$	\$	\$	\$	\$	\$	\$	
1,525	19,797	630	21,952	Not separately stated prior 1888.				1868
2,760	22,142	255	25,157					1869
1,180	22,857	804	24,841					1870
1,525	23,326	726	25,577					1871
300	26,412	200	26,912					1872
945	23,753	564	25,262					1873
1,500	18,160	390	20,050					1874
700	13,277	226	14,203					1875
2,434	14,866	645	17,945					1876
2,473	9,776	2,183	14,432					1877
5,315	18,720	34,374	58,409	Included with "Lime" during the years 1888 and 1889.				1878
2,919	23,906	17,159	43,984					1879
4,646	31,990	3,844	40,480					1880
3,628	31,013	11,801	46,442					1881
4,217	18,230	9,609	32,056					1882
1,993	10,030	9,691	21,714					1883
2,447	12,718	6,591	21,756					1884
3,160	10,666	3,939	17,765					1885
3,923	12,130	6,316	22,369					1886
976	14,477	3,087	18,540					1887
2,747	10,528	4,415	17,690				1888	
1,781	22,058	3,413	27,252				1889	
1,630	12,573	3,254	17,457		277	45	322	1890
4,526	17,451	4,128	26,105		1,682	64	1,746	1891
7,187	15,642	18,614	41,443	100	1,370	25	1,495	1892
16,265	17,893	12,342	46,500		767	127	894	1893
8,570	14,391	56,586	79,547		1,080	188	1,268	1894
15,853	15,783	22,517	54,153		320	123	443	1895
25,853	19,099	52,289	97,241		807	228	1,035	1896
42,609	21,038	307,403	371,050	5	1,078	249	1,332	1897
57,125	20,523	370,011	447,659		368	241	609	1898
23,625	17,563	266,262	307,450	2	1,687	1,100	2,789	1899
15,319	17,639	204,026	236,984		599	1,675	2,274	1900
69,650	19,055	369,392	458,097	1,173	2,261	120	3,554	1901
62,706	42,160	375,873	480,739		379	980	1,359	1902
23,106	19,091	209,443	251,640		2,077	412	2,489	1903
8,764	21,861	346,917	377,542	31	1,849	1,325	3,205	1904
42,362	51,586	152,848	246,796	65	2,763	2,602	5,430	1905
20,690	58,631	208,854	288,175	1,239	4,740	2,934	8,913	1906
18,166	54,406	210,247	282,819		2,449	2,780	5,229	1907*
52,403	138,108	346,894	537,405	250	917	4,248	5,415	1908
32,966	81,587	274,432	388,985	3	58,569	2,434	61,006	1909
57,402	162,014	430,374	649,790	100	94,949	2,331	97,380	1910
90,054	412,973	648,165	1,151,192	165	708	1,698	2,571	1911
77,449	502,620	1,395,118	1,975,187	60	1,791	1,891	3,742	1912
88,828	271,177	2,263,725	2,623,730		1,306	1,555	2,861	1913

4 GEORGE V., A. 1914

No. 25 (F)—CANADIAN EXPORTS from Canada—

Fiscal Years.	CLOTHING.				COKE.			
	Values.				Values.			
	United Kingdom.	United States.	Other Countries.	Totals.	United Kingdom.	United States.	Other Countries.	Totals.
	\$	\$	\$	\$	\$	\$	\$	\$
1868								
1869								
1870								
1871								
1872								
1873								
1874								
1875								
1876								
1877	12,556	6,884	3,076	22,516				
1878	7,439	15,070	2,245	24,754				
1879	2,399	15,235	5,419	23,053				
1880	2,136	5,878	728	8,742				
1881	2,363	7,234	355	9,952				
1882	1,120	5,313	413	6,846				
1883	2,711	6,467	879	10,057				
1884	1,932	6,053	7,536	15,521				
1885	3,066	9,016	2,973	15,055				
1886	4,096	7,933	955	12,984				
1887	4,825	13,048	1,187	19,060				
1888	5,167	41,566	3,607	50,340				
1889	3,967	49,563	2,207	55,737				
1890	5,315	39,704	2,751	47,770			1,050	1,050
1891	10,784	26,613	27,043	64,440		21		21
1892	2,491	20,148	17,127	39,766				
1893	3,568	31,251	16,300	51,119				
1894	5,453	17,800	10,167	33,420			10	10
1895	5,416	24,279	7,792	37,487		108		108
1896	6,604	28,353	19,712	54,669		74		74
1897	4,749	18,147	18,921	41,817		3,801	1	3,802
1898	4,266	16,987	13,338	34,591		5,048	2,293	7,341
1899	5,468	19,643	14,589	39,700		14,200	1,484	15,684
1900	28,283	29,193	113,608	171,084		19,692	14,078	33,770
1901	282,512	31,986	327,498	641,996		192,830	80	192,910
1902	13,573	46,673	37,667	97,913		184,011	458	184,499
1903	20,761	47,775	43,748	112,284		130,584	154	130,738
1904	26,161	44,575	72,419	143,155		258,047		258,047
1905	27,199	43,872	88,688	159,759		473,578	12	473,590
1906	16,123	28,700	47,943	92,766		280,753	910	281,663
1907*	11,077	31,893	43,407	86,377		224,086	450	224,536
1908	25,020	46,042	83,002	154,064		239,564	83	239,647
1909	25,890	55,334	79,697	160,971		371,880	205	372,085
1910	26,202	65,107	94,583	185,892		217,278	136	217,414
1911	39,645	73,784	138,250	251,679		255,791	190	255,981
1912	49,109	88,938	109,860	247,907		65,518	14	65,532
1913	59,447	140,677	116,585	316,709		269,133	250	269,383

Not separately stated prior to 1877.

*9 months

SESSIONAL PAPER No. 10

Manufactures.—Continued.

CORDAGE, ROPE AND TWINE.				COTTONS.				Fiscal Years.
Values.				Values.				
United Kingdom.	United States.	Other Countries.	Totals.	United Kingdom.	United States.	Other Countries.	Totals.	
\$	\$	\$	\$	\$	\$	\$	\$	
					2,650	350	3,000	1868
				560	15,372	250	16,182	1869
				1,153	10,141	1,611	12,905	1870
				2,036	630	1,038	3,704	1871
Not separately stated prior to 1877.					2,512	3,396	5,908	1872
					5,949	3,427	9,376	1873
				1,301	3,736		5,037	1874
					2,209	36	2,245	1875
					6,383		6,980	1876
100	394	17,695	18,189	599	4,580	500	5,679	1877
	3,841	17,235	21,076	158	196	2,017	2,371	1878
	6,529	16,750	23,279	370	729	319	1,418	1879
429	2,557	11,098	14,084	2,045	1,494	631	4,170	1880
723	2,115	9,193	12,031		343	921	1,540	1881
112	413	10,981	11,506		350	1,022	1,372	1882
340	2,665	8,350	11,355		10,096	1,469	11,565	1883
4,676	4,355	5,562	14,593	4,820	2,755	3,356	10,931	1884
5,225	16,032	23,022	44,279	33,123	2,080	1,988	37,191	1885
449	2,238	22,076	24,763	6,373	7,860	6,399	20,632	1886
967	14,826	10,617	26,410	670	6,742	2,734	10,146	1887
2,563	20,416	22,673	45,552	10,586	57,459	7,128	75,173	1888
820	5,602	26,991	33,413	6,926	127,806	14,001	148,733	1889
315	1,988	19,674	21,977	4,446	101,455	2,921	108,822	1890
2,967	1,366	30,662	34,995	5,995	79,574	74,385	159,954	1891
2,200	1,566	16,324	20,090	3,667	63,027	256,017	322,711	1892
295	2,579	15,612	18,486	2,025	105,123	264,329	371,477	1893
30	522	13,143	13,695	3,831	66,964	478,963	549,758	1894
786	21,993	22,370	45,149	7,938	150,722	387,508	546,168	1895
751	86,899	37,297	124,947	22,309	141,840	602,663	766,812	1896
7,996	85,861	15,816	109,673	60,149	127,542	727,636	915,327	1897
90,217	10,633	45,637	146,487	33,008	91,095	393,532	517,635	1898
94,871	27,053	12,598	134,522	35,760	65,544	312,267	413,571	1899
137,394	26,109	13,213	176,716	51,810	94,210	268,239	414,259	1900
119,625	9,186	28,276	157,087	54,333	118,560	331,607	504,500	1901
29,010	155,823	65,564	250,397	81,348	59,819	762,428	903,595	1902
20,235	88,273	43,718	152,226	81,855	42,818	477,930	602,604	1903
35,132	447,071	34,869	517,072	67,459	24,407	477,415	569,281	1904
18,707	286,848	38,469	344,024	49,146	39,655	1,014,988	1,103,789	1905
52,047	363,705	74,712	490,464	39,645	43,903	1,194,776	1,278,324	1906
10,397	100,193	61,755	172,345	22,322	34,463	336,516	393,301	1907*
75,238	948,470	110,635	1,134,343	15,147	69,861	293,952	378,960	1908
21,695	1,230,740	58,313	1,310,748	27,931	9,456	288,333	325,720	1909
19,197	707,120	75,627	801,944	20,258	13,107	281,131	314,496	1910
15,033	700,078	145,376	860,487	14,084	22,169	131,614	167,867	1911
3,039	873,644	145,230	1,021,913	19,945	47,161	110,558	177,664	1912
....	838,622	61,688	900,310	6,186	14,211	57,161	77,558	1913

Not separately stated prior to 1877.

4 GEORGE V., A. 1914

No. 25 (F)—CANADIAN EXPORTS from Canada—

Fiscal Years.	COTTON WASTE.							
	Quantities.				Values.			
	United Kingdom.	United States.	Other Countries.	Totals.	United Kingdom.	United States.	Other Countries.	Totals.
	Lbs.	Lbs.	Lbs.	Liv.	\$	\$	\$	\$
1868								
1869								
1870								
1871								
1872								
1873								
1874								
1875								
1876								
1877								
1878								
1879								
1880								
1881								
1882								
1883								
1884								
1885								
1886								
1887								
1888		1,009,188		1,009,188		30,121		30,121
1889		1,744,760		1,744,760		54,547		54,547
1890		1,263,323	53,573	1,316,896		45,318	1,637	46,955
1891	100	1,680,790		1,680,890	15	48,024		48,039
1892		2,274,850		2,274,850		67,762		67,762
1893		1,714,234		1,714,234		52,594		52,594
1894	64,262	1,375,086		1,439,348	3,612	39,711		43,323
1895	30,505	2,007,000	4,717	2,042,222	1,217	42,758	292	44,267
1896	14,300	2,050,817	6,150	2,071,267	443	42,128	430	43,001
1897	101,725	1,544,777	1,120	1,647,622	1,754	32,696	84	34,534
1898		2,208,150		2,208,150		46,776		46,776
1899	12,464	2,018,224	106,456	2,137,144	209	37,147	1,906	39,262
1900	9,488	2,804,858	338,927	3,153,273	43	50,572	6,565	57,180
1901	60,789	2,212,959	871,253	3,145,001	844	45,228	24,553	70,625
1902	34,858	2,202,054	472,810	2,709,722	540	44,824	10,004	55,368
1903		2,678,906	92,504	2,771,410		59,375	2,204	61,579
1904	15,222	2,373,931	10,811	2,399,964	251	80,813	600	81,664
1905	37,753	1,668,005	5,150	1,710,908	2,772	66,321	313	69,406
1906	4,800	936,914	203,752	1,145,466	384	48,584	4,420	53,388
1907*		561,302	481,226	1,042,528		21,339	14,699	36,038
1908	274,338	563,981	548,627	1,386,946	11,914	25,933	13,443	51,290
1909	183,396	684,815	40,056	908,267	6,402	23,163	721	30,286
1910	87,841	1,739,838	210,580	2,038,259	4,110	61,922	3,788	69,820
1911	48,721	1,523,061	123,922	1,695,704	1,598	42,033	6,096	49,727
1912	100,467	667,429	274,167	1,042,063	1,994	25,584	7,929	35,507
1913	249,353	876,273	599,087	1,724,713	9,107	25,849	12,037	46,993

* 9 months

SESSIONAL PAPER No. 10

Manufactures.—Continued.

DRUGS, DYES, CHEMICALS, &c.—EXTRACT OF HEMLOCK BARK.								Fiscal Years.
Quantities.				Values.				
United Kingdom	United States.	Other Countries.	Totals.	United Kingdom.	United States.	Other Countries.	Totals.	
Bbls.	Bbls.	Bbls.	Bbls.	\$	\$	\$	\$	
				123,783	81,768	49	205,600	1868
3,791	17,078	41	20,910	32,186	154,144	420	186,750	1869
3,182	15,519	50	18,751	27,618	126,841	477	154,936	1870
				33,793	49,224	310	83,327	1871
				64,467	53,256	100	117,823	1872
7,920	5,663	46	13,629	77,534	28,170	560	106,264	1873
4,512	5,224	40	9,776	46,395	48,822	500	95,717	1874
15,123	5,288	2,221	22,632	155,670	52,389	22,170	230,229	1875
25,478	3,247		28,725	343,020	36,238		379,258	1876
9,115	6,708		15,823	117,631	44,006		161,637	1877
10,254	6,789	2,399	19,442	117,917	41,149	28,774	187,840	1878
3,734	6,164	704	10,602	56,469	40,389	5,039	101,897	1879
8,480	10,136	25	18,641	104,318	67,099	391	171,808	1880
5,498	16,505	31	22,034	76,238	113,285	545	190,068	1881
10,373	18,602	400	29,375	116,391	114,147	4,370	234,908	1882
10,344	28,995	984	40,323	119,820	170,620	14,978	305,418	1883
17,733	5,659	4,554	27,946	264,673	37,612	58,871	361,156	1884
9,419	2,977	3,370	15,766	137,279	24,118	41,814	203,211	1885
9,751	2,742	1,406	13,899	128,785	20,267	17,965	167,017	1886
7,247	5	2,247	9,499	102,177	58	33,842	136,077	1887
8,397	25	1,459	9,881	130,957	317	27,129	158,403	1888
9,484		205	9,689	156,312		2,727	159,039	1889
11,047		180	11,227	153,437		3,385	161,822	1890
10,302		677	10,979	175,335		11,841	187,176	1891
9,838	54	281	10,173	150,714	766	6,273	157,753	1892
6,233		165	6,398	105,596		2,489	108,085	1893
8,967		287	9,254	122,950		4,742	127,692	1894
7,710	5	81	7,796	114,734	43	1,117	115,894	1895
9,926	95	237	10,258	171,127	892	2,800	174,819	1896
5,620	264	241	6,125	91,360	3,015	3,108	97,483	1897
5,494		368	5,862	80,198		4,091	84,289	1898
6,522			6,522	77,607			77,607	1899
5,355		1	5,356	64,389		16	64,405	1900
4,125	345	325	4,795	52,190	2,757	2,374	57,321	1901
5,514	176	369	6,059	66,814	1,408	4,018	72,240	1902
4,398	20	397	4,815	53,376	293	4,690	58,359	1903
5,356		425	5,781	64,380		5,280	69,660	1904
4,565	110	121	4,796	55,060	1,320	1,481	57,861	1905
3,774	610	606	4,990	52,513	5,950	7,046	65,509	1906
3,484		224	3,708	43,794		2,810	46,604	1907*
3,498		685	4,183	43,670		8,417	52,087	1908
5,974		625	6,599	71,653		7,784	79,437	1909
6,717	48	1,202	7,967	82,614	672	14,664	97,950	1910
3,634		460	4,094	43,596		5,416	49,012	1911
2,535		460	2,995	30,328		5,400	35,728	1912
1,544		865	2,409	16,520		7,960	24,480	1913

4 GEORGE V., A. 1914

No. 25 (F)—CANADIAN EXPORTS from Canada—

Fiscal Years.	DRUGS, CHEMICALS, &C.—All other, N.E.S.				TOTAL DRUGS, DYES, CHEMICALS, &C.			
	Values.				Values.			
	United Kingdom.	United States.	Other Countries.	Totals.	United Kingdom.	United States.	Other Countries.	Totals.
	\$	\$	\$	\$	\$	\$	\$	\$
1868					123,783	81,768	49	205,600
1869					32,186	154,144	420	186,750
1870					27,618	126,841	477	154,936
1871					33,793	49,224	310	83,327
1872	Not separately stated prior to 1877.				64,467	53,256	100	117,823
1873					77,534	28,170	560	106,264
1874					46,395	48,822	500	95,717
1875					155,670	52,389	22,170	230,229
1876					343,020	36,238		379,258
1877	5,636	1,808	3,722	11,166	123,267	45,814	3,722	172,803
1878	54	2,875	3,062	5,991	117,971	44,024	31,836	193,831
1879	1,600	6,549	142	8,291	58,069	46,938	5,181	110,188
1880		77	21	98	104,318	67,176	412	171,906
1881		30	49	79	76,238	113,315	594	190,147
1882	570	86	150	806	116,961	114,233	4,520	235,714
1883					119,820	170,620	14,978	305,418
1884					264,673	37,612	58,871	361,156
1885					137,279	24,118	41,814	203,211
1886					128,785	20,267	17,965	167,017
1887					102,177	58	33,842	136,077
1888					130,957	317	27,129	158,403
1889					156,812		2,727	159,039
1890	19,135	24,075	24,767	67,977	177,572	24,075	28,152	229,799
1891	8,047	29,890	34,939	72,876	183,382	29,890	46,780	260,052
1892	12,821	35,229	26,814	74,864	163,535	35,995	33,087	232,617
1893	3,766	40,784	43,391	87,941	109,362	40,784	45,880	196,026
1894	9,695	21,037	41,869	72,601	132,645	21,037	46,611	200,293
1895	3,364	65,400	38,782	107,546	118,098	65,443	39,899	223,440
1896	10,472	48,452	31,381	90,305	181,599	49,344	54,181	265,124
1897	4,005	36,020	59,869	99,894	95,365	39,035	62,977	197,377
1898	6,411	41,400	73,059	120,870	86,609	41,400	77,150	205,159
1899	36,776	40,878	92,667	170,321	114,383	40,878	92,667	247,928
1900	114,922	43,657	93,382	251,961	179,311	43,657	93,398	316,366
1901	121,433	157,608	92,972	372,013	173,623	160,365	95,346	429,334
1902	117,590	300,164	131,143	548,897	184,404	301,572	135,161	621,137
1903	120,995	304,977	205,303	631,275	174,371	305,270	209,993	689,634
1904	84,559	343,120	268,186	695,865	148,939	343,120	273,466	765,525
1905	201,671	418,938	220,421	841,030	256,731	420,258	221,902	898,891
1906	323,309	523,194	330,375	1,176,878	375,822	529,144	337,421	1,242,387
1907*	238,022	403,659	253,523	895,204	281,816	403,659	256,333	941,808
1908	259,598	599,952	372,493	1,232,043	303,268	599,952	330,910	1,284,130
1909	207,643	603,503	383,917	1,195,063	279,296	603,503	391,701	1,274,500
1910	406,595	768,649	402,199	1,577,443	489,209	769,321	416,863	1,675,393
1911	448,944	1,002,709	406,838	1,857,591	491,640	1,002,709	412,254	1,906,603
1912	420,237	650,709	532,240	1,603,186	450,565	650,709	537,640	1,638,914
1913	521,566	552,970	686,079	1,760,615	538,086	552,970	694,039	1,785,095

* 9 months

SESSIONAL PAPER No. 10

Manufactures.—Continued.

ELECTRICAL APPARATUS.				EXPLOSIVES.				Fiscal Years.
Values.				Values.				
United Kingdom	United States.	Other Countries.	Totals.	United Kingdom.	United States.	Other Countries.	Totals.	
\$	\$	\$	\$	\$	\$	\$	\$	
Not separately stated prior to 1903.				Not separately stated prior to 1890.				1868
								1869
								1870
								1871
								1872
								1873
								1874
								1875
								1876
								1877
								1878
								1879
								1880
								1881
								1882
								1883
								1884
								1885
								1886
								1887
								1888
								1889
.....	19,219	19,219	1890				
.....	61,039	5,114	66,153	1891				
11,648	42,820	7,295	61,763	1892				
.....	36,921	19,843	56,764	1893				
.....	19,978	9,072	29,050	1894				
.....	88,319	9,764	98,083	1895				
.....	79,645	8,446	76,578	1896				
.....	68,132	13,118	92,763	1897				
70	66,960	7,275	74,305	1898				
7,297	93,811	13,957	115,065	1899				
509	134,185	21,070	155,764	1900				
27,128	162,990	50,417	240,535	1901				
12,153	206,388	29,893	248,434	1902				
342	6,019	1,099	7,460	14,814	360,858	37,262	412,934	1903
3,706	7,897	4,007	15,610	26,407	259,991	43,277	329,675	1904
9,927	9,609	1,749	21,285	7,905	212,093	71,312	291,310	1905
3,400	14,100	7,256	24,756	8,447	238,244	66,885	313,576	1906
4,295	7,812	7,308	19,415	10,452	180,902	32,025	223,379	1907*
1,729	21,502	10,089	33,320	10,804	258,946	77,335	347,085	1908
1,505	16,348	14,196	32,049	28,608	152,574	55,737	236,919	1909
2,312	20,888	4,543	27,743	9,380	225,364	112,897	347,641	1910
3,210	34,767	12,601	50,578	21,097	218,168	118,711	357,976	1911
9,886	29,220	9,791	48,897	22,228	60,138	105,503	187,869	1912
8,488	40,178	14,090	62,756	12,155	29,091	71,083	112,329	1913

4 GEORGE V., A. 1914

No. 25 (F)—CANADIAN EXPORTS from Canada—

Fiscal Years.	FERTILIZERS.				FURS.			
	Values.				Values.			
	United Kingdom.	United States.	Other Countries.	Totals.	United Kingdom.	United States.	Other Countries.	Totals.
	\$	\$	\$	\$	\$	\$	\$	\$
1868					315	466	1,558	2,339
1869					105	113	3,341	3,559
1870					804	8,783	168	9,755
1871					357	1,405	3,439	5,201
1872					2,084	6,139	12,010	20,233
1873					810	2,608	3,216	6,634
1874					2,123	987	3,110
1875					2,345	113	2,458
1876					1,797	2,049	3,846
1877					4,933	4,933
1878					1,370	1,557	3,270	6,197
1879	Not separately stated prior to 1890.				2,357	4,072	4,214	10,643
1880					1,765	1,785	1,119	4,669
1881					975	2,223	25	3,223
1882					600	2,146	2,746
1883					116	2,150	1,210	3,476
1884					1,434	3,935	5,369
1885					1,857	3,689	3,897	9,443
1886					511	3,109	191	3,811
1887					10,227	4,665	100	14,992
1888					407,580	2,899	835	411,314
1889					3,103	3,758	1,535	8,396
1890		4,291	4,291	3,787	4,125	3,300	11,212
1891		4,815	313	5,128	3,110	7,935	11,045
1892		8,673	8,673	491	14,209	2,624	17,324
1893		7,706	7,706	603	6,664	1,500	8,767
1894		28,471	2,942	31,413	1,464	6,359	363	8,186
1895		29,654	2,520	32,174	1,313	9,887	4,416	15,616
1896		35,587	550	36,137	530	6,665	150	7,345
1897	1,074	35,415	95	36,584	7,524	4,979	57	12,560
1898	1,191	41,712	3,961	46,864	4,236	8,009	698	12,943
1899	350	50,605	269	51,224	2,145	9,978	149	12,272
1900	51,304	106	51,410	524	1,769	415	2,708
1901	3 7,706	37,706	3,633	7,873	1,628	13,134
1902	61,830	1	61,831	7,978	6,423	1,821	16,222
1903	150	96,888	19,201	116,239	4,169	10,994	2,026	17,189
1904	174,775	2,363	177,138	6,952	13,453	4,143	24,548
1905	206,793	22,419	229,212	4,088	12,328	1,889	18,305
1906	7,930	200,747	27,437	236,114	12,876	9,374	1,947	24,197
1907*	27,705	163,077	7,661	198,443	6,827	12,346	2,178	21,351
1908	500	202,290	59,673	262,463	8,464	6,105	5,339	19,908
1909	39	279,170	79,902	359,111	12,776	7,804	4,324	24,904
1910	305,359	65,956	371,315	18,721	8,930	2,813	30,464
1911	725	379,721	76,381	456,827	14,428	14,582	3,346	32,366
1912	797,190	147,790	944,980	19,426	9,412	9,351	38,189
1913	25,441	1,592,185	60,077	1,677,703	25,266	35,207	9,295	69,768

*9 months.

SESSIONAL PAPER No. 10

Manufactures.—Continued.

HOUSEHOLD EFFECTS.				ICE.				Fiscal Years.
Values.				Values.				
United Kingdom.	United States.	Other Countries.	Totals.	United Kingdom.	United States.	Other Countries.	Totals.	
\$	\$	\$	\$	\$	\$	\$	\$	
Included with "Miscellaneous Articles" prior to 1890.				Not separately stated prior to 1890.				1868
								1869
								1870
								1871
								1872
								1873
								1874
								1875
								1876
								1877
								1878
								1879
								1880
								1881
								1882
								1883
								1884
								1885
								1886
								1887
								1888
								1889
50,807	761,850	5,344	818,001	246,784	260	247,044	1890	
50,784	977,190	4,879	1,032,853	260,560	1,301	261,861	1891	
45,349	1,110,854	9,856	1,166,059	8,831	965	9,796	1892	
22,296	1,246,085	14,883	1,283,264	7,078	300	7,378	1893	
54,407	894,749	14,844	964,000	3,530		3,530	1894	
39,942	938,914	12,879	991,735	4,283	542	4,825	1895	
53,314	1,163,605	20,374	1,237,293	3,155		3,155	1896	
60,063	874,220	11,572	945,855	5,827	173	6,000	1897	
82,299	812,468	13,222	907,989	2,661		2,661	1898	
71,340	910,409	11,064	992,813	17,380	106	17,486	1899	
54,975	1,026,276	14,285	1,095,536	16,953		16,953	1900	
63,828	1,090,424	12,281	1,166,533	32,667		32,667	1901	
66,541	1,450,533	21,112	1,538,186	36,993	200	37,193	1902	
42,202	1,238,329	46,244	1,326,775	23,304		23,304	1903	
118,995	1,115,472	24,824	1,259,291	20,545		20,545	1904	
80,119	1,217,755	31,156	1,329,030	11,158	82	11,240	1905	
97,377	1,506,879	42,554	1,646,810	22,090		22,090	1906	
65,776	1,114,345	25,464	1,205,585	17,067		17,067	1907*	
197,600	1,664,262	45,426	1,907,288	12,666	5	12,671	1908	
156,984	1,540,872	58,584	1,756,440	19,509	363	19,872	1909	
142,143	2,076,137	55,725	2,274,005	995	27,056	66	28,117	1910
133,563	1,748,494	80,570	1,962,627	6,665	403	7,068	1911	
140,698	1,702,272	60,320	1,903,290	6,686	43	6,729	1912	
199,759	1,940,713	72,161	2,212,633	7,407	390	7,797	1913	

No. 25 (F)—CANADIAN EXPORTS from Canada—

Fiscal Years.	INDIA RUBBER AND MANUFACTURES OF.				IRON AND STEEL—CASTINGS.			
	Values.				Values.			
	United Kingdom.	United States.	Other Countries.	Totals.	United Kingdom.	United States.	Other Countries.	Totals.
	\$	\$	\$	\$	\$	\$	\$	\$
1868		9,270		9,270				
1869		30		30				
1870		186		186				
1871		47		47				
1872	600		442	1,042				
1873	13,636	1,085	4,282	19,003				
1874		12,716		12,716				
1875		5,288		5,288				
1876		5,873	50	5,923				
1877	1,759	1,468	220	3,447	111	4,763	2,663	7,537
1878	52	1,648	381	2,081	750	6,481	4,893	12,124
1879		546	884	1,430	343	9,909	3,303	13,555
1880		1,637	1,260	2,897	2,984	14,897	2,796	20,677
1881	125	631	114	870	388	13,741	258	14,387
1882		784	113	897	489	6,772	634	7,895
1883	59	711	2,844	3,614	1,251	4,062	1,386	6,699
1884	28	522	3,658	4,208	3,003	6,690	2,059	11,752
1885	725	470	3,317	4,512	1,342	5,115	1	6,458
1886	1,174	2,362	670	4,206	5,548	5,005	1,323	11,876
1887	73	1,404	896	2,373	3,442	13,163	965	17,570
1888	120	1,639	265	2,024	12,977	7,338	417	20,732
1889	159	1,527	4	1,690	3,603	5,676	445	9,724
1890		7,720	2,491	10,211	4,090	4,908	640	9,638
1891	358	4,499	10,744	15,601	1,761	1,903	743	4,407
1892	4,978	9,723	5,778	20,479	1,196	3,350	2,037	6,583
1893	3,023	12,840	6,881	22,744	2,674	4,273	2,201	9,148
1894	8,376	17,545	12,626	38,547	1,882	2,721	5,892	10,495
1895	8,033	9,329	16,953	34,315	8,536	10,530	6,647	25,713
1896	684	9,057	21,138	30,879	46,196	14,390	42,905	103,491
1897	2,375	8,278	15,468	26,121	83,507	2,866	41,586	127,959
1898	12,790	44,947	19,948	77,685	70,982	4,774	40,160	115,916
1899	23,290	85,084	24,958	133,332	54,268	6,662	48,707	109,637
1900	14,392	108,811	47,245	170,448	44,996	12,432	111,725	169,153
1901	15,690	57,772	78,194	151,656	21,570	29,987	49,507	101,064
1902	36,824	189,664	96,084	322,572	16,503	17,793	75,262	109,558
1903	46,155	124,426	92,126	262,707	54,707	51,846	74,663	181,216
1904	41,043	80,730	78,758	200,531	37,175	19,747	25,463	82,385
1905	46,825	88,572	117,559	252,956	29,373	18,411	26,052	73,836
1906	92,254	227,071	152,815	472,140	16,940	23,967	14,597	55,504
1907*	30,141	168,176	101,041	299,358	235	18,943	7,323	26,501
1908	52,947	11,540	140,343	204,830	4,736	19,013	6,072	29,821
1909	21,273	73,085	141,725	236,083	5,845	10,622	8,556	25,023
1910	34,283	59,104	132,085	225,472	1,507	23,078	9,141	33,726
1911	47,544	40,774	127,685	216,003	5,345	21,420	22,598	49,363
1912	38,743	31,556	200,201	270,500	1,968	20,127	9,795	31,890
1913	16,665	89,784	165,897	272,346	788	33,446	6,374	40,608

* 9 months.

SESSIONAL PAPER No. 10

Manufactures.—Continued.

IRON AND STEEL—HARDWARE.				IRON AND STEEL—MACHINERY, N. E. S.				Fiscal Years.
Values.				Values.				
United Kingdom.	United States.	Other Countries.	Totals.	United Kingdom.	United States.	Other Countries.	Totals.	
\$	\$	\$	\$	\$	\$	\$	\$	
Included with "Iron and Steel—All Other, N.E.S." prior to 1888.				45,449	32,752	14,179	92,380	1868
				34,112	29,657	2,144	65,913	1869
				4,105	24,737	4,907	33,749	1870
				2,206	28,406	11,259	41,871	1871
				11,787	79,598	14,163	105,548	1872
				14,358	44,385	7,593	66,336	1873
				20,275	18,389	105	38,769	1874
				8,953	24,190	7,620	40,763	1875
				25,039	35,269	60,308	1876
				26,259	44,222	25,784	96,265	1877
				18,131	41,102	18,249	77,482	1878
				30,347	14,735	9,123	54,205	1879
				18,915	18,481	9,797	47,193	1880
				6,452	16,042	17,707	40,201	1881
				2,056	35,912	39,464	77,432	1882
				12,261	18,111	43,994	74,366	1883
				12,508	34,529	35,454	82,491	1884
				10,186	24,237	51,740	86,163	1885
				14,910	25,187	40,358	80,455	1886
				24,709	33,628	19,265	77,602	1887
				59,005	30,826	20,620	110,451	1888
				36,072	47,323	25,486	108,881	1889
				12,372	36,191	51,658	100,221	1890
				18,514	30,418	61,205	110,137	1891
				30,935	27,156	17,374	75,465	1892
			83,342	28,561	44,637	60,694	133,892	1893
			108,307	24,278	12,565	41,652	78,495	1894
			65,041	42,066	29,963	32,023	104,052	1895
			24,390	74,493	54,389	69,637	193,519	1896
			69,546	81,077	36,266	49,525	166,868	1897
62,295	21,141	41,202	124,638	86,568	52,366	83,057	221,991	1898
49,412	25,885	48,143	123,440	101,543	57,705	133,749	292,997	1899
106,903	48,574	122,577	278,054	111,481	110,904	210,703	422,388	1900
30,811	22,263	56,786	109,860	143,980	113,522	202,248	459,750	1901
20,408	16,911	41,929	79,248	70,333	60,333	249,221	379,887	1902
20,010	19,691	27,591	67,292	145,259	110,110	247,377	502,746	1903
33,200	14,278	50,810	98,288	211,365	85,025	204,564	500,954	1904
34,701	38,876	79,649	153,226	107,303	114,013	217,093	438,409	1905
37,631	25,036	126,005	188,672	127,031	172,156	326,135	625,322	1906
19,737	20,983	78,123	118,843	118,295	136,490	193,231	448,016	1907*
39,696	21,765	107,737	169,198	175,040	121,403	309,417	605,860	1908
26,450	28,103	45,756	100,309	191,084	146,489	273,565	611,138	1909
32,396	30,121	37,568	100,085	248,076	246,476	269,622	764,174	1910
32,871	38,878	70,342	142,091	258,671	212,522	280,482	751,675	1911
31,529	31,371	67,579	130,479	274,945	194,724	330,376	800,045	1912
30,979	45,853	67,573	144,405	198,746	272,982	538,650	1,010,378	1913

Included with "Iron and Steel—All Other,
N.E.S." prior to 1888.

4 GEORGE V., A. 1914

No. 25 (F)—CANADIAN EXPORTS from Canada—

Fiscal Years.	IRON AND STEEL—PIG IRON (a).							
	Quantities.				Values.			
	United Kingdom.	United States.	Other Countries.	Totals.	United Kingdom	United States.	Other Countries.	Totals.
	Tons.	Tons.	Tons.	Tons.	\$	\$	\$	\$
1868	468	7,427	34	7,929	15,083	155,320	325	170,728
1869	147	9,220	4	9,371	2,605	149,388	24	152,017
1870	280	16,367	..	16,647	5,590	288,907	..	294,497
1871	..	16,394	..	16,394	..	380,337	..	380,337
1872	110	31,935	..	32,045	2,200	544,424	..	546,624
1873	1,563	24,497	..	26,060	14,410	738,272	..	752,682
1874	278	81,713	..	81,991	11,963	353,852	..	365,815
1875	76	13,837	..	13,913	2,450	232,202	..	234,652
1876	..	11,356	..	11,356	..	196,928	..	196,928
1877	364	3,282	..	3,646	6,300	29,172	..	35,472
1878	6,560	3,452	..	10,012
1879	..	68	..	68	..	805	..	805
1880	..	2,846	..	2,846	..	72,023	..	72,023
1881	..	11	..	11	..	179	..	179
1882	..	65	..	65	..	1,000	..	1,000
1883	..	14	..	14	..	317	..	317
1884	..	3	..	3	..	66	..	66
1885
1886
1887
1888
1889	11	..	11
1890
1891
1892	3	3	95	95
1893	10	..	2	12	300	..	30	330
1894
1895	7	252	..	259	66	6,136	..	6,202
1896	24	1,616	300	1,940	650	41,113	3,600	45,363
1897	137	1,605	885	2,627	3,460	40,030	22,065	65,555
1898	465	1,898	100	2,403	14,290	45,489	1,250	61,029
1899	802	1,229	157	2,188	14,914	31,653	4,200	50,767
900	2,115	3,421	725	6,261	36,647	76,660	24,344	137,651
1901	1,603	2,454	1,566	5,623	36,395	46,501	34,560	117,456
1902	100,519	12,414	455	113,388	973,955	132,753	11,729	1,118,437
1903	2,402	17,054	564	20,022	32,300	221,506	7,571	261,377
1904	12,634	3,397	443	16,474	118,142	34,206	7,879	160,227
1905	4,677	288	742	5,707	44,026	8,055	13,997	66,078
1906	213	344	140	697	4,256	9,852	3,750	17,858
1907*	90	53	..	143	1,792	1,640	..	3,432
1908	90	278	158	526	4,100	8,764	4,650	17,514
1909	..	820	200	1,020	..	34,181	6,500	40,681
1910	106	6,120	120	6,346	2,120	222,163	3,900	228,183
1911	146	8,319	511	8,976	4,200	279,935	14,211	298,346
1912	168	5,332	216	5,716	6,070	250,605	5,718	262,393
1913	76	6,399	519	6,994	1,860	313,761	14,331	330,002

*9 months. (a) Includes "Scrap Iron or Steel" prior to 1878.

SESSIONAL PAPER No. 10

Manufactures.—Continued.

IRON AND STEEL.—SEWING MACHINES.								Fiscal Years.
Quantities.				Values.				
United Kingdom.	United States.	Other Countries.	Totals.	United Kingdom.	United States.	Other Countries.	Totals.	
No.	No.	No.	No.	\$	\$	\$	\$	
				19,500	33,260	141	52,901	1868
3,244	1,592	13	4,849	44,521	15,882	590	60,993	1869
4,330	2,011	76	6,417	76,196	38,072	1,881	116,149	1870
				151,637	7,446	11,210	170,293	1871
				151,426	26,852	49,386	227,664	1872
18,440	3,184	12,934	34,558	190,523	54,860	120,848	366,231	1873
5,086	7,009	11,306	23,401	79,105	63,141	110,227	252,473	1874
5,094	6,469	10,269	21,832	100,089	69,303	85,118	254,510	1875
9,594	11,161	10,369	31,124	120,975	101,868	82,906	305,749	1876
16,527	5,373	4,786	26,686	169,996	46,016	44,103	260,115	1877
20,415	1,568	8,446	30,429	172,217	18,583	82,458	273,258	1878
15,128	801	10,867	26,796	102,599	10,443	105,559	218,601	1879
15,766	1,249	10,588	27,603	91,246	12,181	98,118	201,545	1880
13,650	1,344	7,469	22,463	76,768	11,499	77,185	165,452	1881
15,851	639	6,073	22,563	77,627	5,574	67,442	150,643	1882
5,351	369	3,427	9,147	28,268	5,710	35,955	69,933	1883
5,516	717	1,860	8,093	70,047	5,617	19,662	95,326	1884
7,080	803	1,535	9,418	47,974	6,810	14,451	69,235	1885
3,526	412	1,356	5,294	17,954	4,714	12,950	35,627	1886
3,502	488	974	4,964	19,466	6,198	8,681	34,345	1887
4,299	490	1,844	6,633	28,046	8,300	13,656	50,002	1888
6,056	464	1,061	7,581	39,694	9,135	7,734	56,563	1889
3,883	369	1,457	5,709	24,114	8,039	11,441	43,594	1890
1,356	373	1,037	2,766	10,728	7,931	9,182	27,841	1891
397	510	761	1,668	6,062	9,158	6,346	21,566	1892
188	466	112	766	3,470	12,758	1,834	18,062	1893
159	295	217	671	2,692	8,605	3,524	14,821	1894
279	427	5	711	7,176	7,835	190	15,201	1895
491	507	599	1,597	8,916	12,561	8,353	29,830	1896
162	244	287	693	2,778	6,819	4,757	14,354	1897
239	267	666	1,172	4,322	6,779	9,671	20,772	1898
65	331	487	883	1,334	7,855	7,659	16,848	1899
71	281	352	704	1,152	6,465	5,586	13,203	1900
37	422	169	728	2,411	11,483	2,618	16,512	1901
17	430	515	962	356	11,864	8,422	20,642	1902
99	464	714	1,277	2,557	11,643	12,729	26,929	1903
29	443	537	1,009	541	11,098	9,024	20,663	1904
91	483	435	1,009	1,816	13,442	7,605	22,863	1905
51	581	335	967	956	15,750	5,819	22,525	1906
28	473	943	1,444	691	12,364	16,653	29,708	1907
482	596	3,747	4,825	9,286	15,524	58,492	83,302	1908
957	524	8,646	10,127	19,172	13,864	83,606	116,642	1909
41	1,100	14,386	15,527	1,711	29,867	128,758	160,336	1910
132	695	21,055	21,882	3,179	17,977	217,958	239,114	1911
2,049	975	11,435	14,459	27,091	18,467	117,389	162,947	1912
110	508	21,914	22,532	2,263	14,649	233,059	249,971	1913

No. 25 (F)—CANADIAN EXPORTS from Canada—

Fiscal Years.	IRON AND STEEL—SCRAP IRON OR STEEL				IRON AND STEEL—STEEL, MFIS. OF.			
	Values.				Values.			
	United Kingdom.	United States.	Other Countries.	Totals.	United Kingdom.	United States.	Other Countries.	Totals.
	\$	\$	\$	\$	\$	\$	\$	\$
1868	Included with "Pig Iron" prior to 1878.				Included with "Iron and Steel"—All Other N.E.S." prior to 1877.			
1869								
1870								
1871								
1872								
1873								
1874								
1875								
1876								
1877					54,392	16,049	7,703	78,144
1878		37,521	215	37,836	18,542	13,348	728	32,618
1879	395	37,103		37,498	8,338	26,045	290	34,673
1880		205,134		205,134	55,162	20,204	3,085	78,451
1881	1,475	189,735		191,210	127,754	14,800	1,102	143,656
1882	20	120,473		120,493	55,777	39,956	533	96,266
1883		46,482		46,482	8,919	54,725	168	43,812
1884	10	26,566		26,576	22,383	8,039	359	30,781
1885	1,325	2,472		3,797	11,684	17,860	779	30,323
1886		46,117		46,117	12,122	8,516	3,455	24,093
1887	102	63,822		63,924	32,263	11,565	4,876	48,704
1888	2,000	39,749		41,749	39,153	53,065	4,286	96,504
1889	1,104	6,658	38	7,800	18,551	5,192	7,619	31,362
1890		26,172		26,172	14,706	12,382	1,297	28,385
1891		12,263	22	12,285	17,471	15,083	1,414	33,968
1892		3,546		3,546	39,500	15,071	4,516	59,087
1893	2,552	991		3,543	43,759	17,797	3,134	64,690
1894	2,816	1,868	48	4,732	42,286	8,591	2,529	53,406
1895	2,719	1,350	1,941	6,010	25,120	13,392	3,538	42,050
1896	2,995	5,132	859	8,986	27,959	18,568	5,329	51,856
1897	949	3,523	558	5,030	8,490	17,085	12,947	38,522
1898	8,446	4,404	1,394	14,244	14,300	18,634	10,271	43,205
1899	2,463	31,220	6,055	39,738	9,919	17,041	41,849	68,809
1900	2,955	270,870	15	273,840	9,230	47,088	60,464	116,782
1901	19,331	119,463		138,794	133,255	195,269	153,344	481,868
1902	3,118	140,730		143,848	87,521	345,432	168,501	601,454
1903	1,561	72,993	27	74,581	101,618	1,929,562	109,706	2,140,886
1904	6,943	61,981	673	69,597	123,459	809,431	113,389	1,046,279
1905	31,726	74,916		106,642	32,562	112,809	100,191	245,562
1906	9,107	318,819	246	328,172	37,546	193,142	117,279	347,967
1907*	2,465	139,217	1,688	143,370	47,194	153,301	131,630	332,125
1908	12,060	146,744	1,729	160,533	69,530	191,057	327,048	590,635
1909	4,724	94,517	1,832	101,073	63,776	269,598	1,147,393	1,480,767
1910	5,412	317,972	1,132	324,516	89,993	196,462	567,003	853,458
1911	2,414	113,298	1,383	117,095	148,158	208,229	681,719	1,038,106
1912	10,116	46,500	1,705	58,351	95,402	227,476	446,372	769,250
1913	2,582	232,773	826	236,181	76,506	339,518	517,730	933,754

*9 months.

SESSIONAL PAPER No. 10

Manufactures.—Continued.

IRON AND STEEL—ALL OTHER, N.E.S. (a).				TOTAL IRON AND STEEL.				Fiscal Years.
Values.				Values.				
United Kingdom.	United States.	Other Countries.	Totals.	United Kingdom	United States.	Other Countries.	Totals.	
\$	\$	\$	\$	\$	\$	\$	\$	
16,709	57,492	76,210	150,411	96,741	278,824	90,855	466,420	1868
19,832	62,216	40,799	122,847	101,070	257,143	43,557	401,770	1869
21,542	71,158	55,231	147,931	107,433	422,874	62,019	592,326	1870
49,134	66,500	57,976	173,610	202,977	482,689	80,445	766,111	1871
75,182	58,049	64,363	201,594	244,595	708,923	127,912	1,081,430	1872
81,180	128,567	97,310	307,057	300,471	966,034	225,751	1,492,306	1873
147,698	76,703	27,713	252,114	259,041	512,085	138,045	909,171	1874
84,379	90,811	21,990	197,180	195,871	416,506	114,728	727,105	1875
38,083	44,807	12,393	95,283	184,097	378,872	95,299	658,268	1876
24,675	27,736	16,322	68,733	281,733	167,958	96,575	546,266	1877
19,711	51,759	31,513	102,983	235,911	172,346	138,056	546,313	1878
12,958	57,265	17,042	87,265	154,980	156,305	135,317	446,602	1879
14,385	70,905	8,850	94,140	182,692	413,825	122,646	719,163	1880
17,732	58,791	11,499	88,022	230,569	304,787	107,751	643,107	1881
8,014	179,564	23,005	210,583	143,983	389,251	131,078	664,312	1882
30,822	269,389	19,804	320,015	81,521	378,796	101,307	561,624	1883
28,581	174,930	15,432	218,943	136,532	256,437	72,966	465,935	1884
23,083	65,564	11,499	100,146	95,594	122,058	78,470	296,122	1885
27,398	34,929	15,603	77,930	77,932	124,468	73,698	276,098	1886
39,470	40,236	25,574	105,280	119,452	168,612	59,361	347,425	1887
968	682	2,096	3,746	180,135	179,854	63,499	423,488	1888
911	1,185	1,695	3,191	135,730	104,921	56,068	296,719	1889
262	1,276	1,071	2,609	91,052	120,180	83,496	294,728	1890
748	982	2,390	4,030	72,418	85,660	99,393	257,471	1891
228	410	1,924	2,562	110,136	74,860	58,861	243,857	1892
217	429	2,801	3,447	97,965	94,999	123,490	316,454	1893
269	827	1,877	2,964	80,925	51,170	163,829	295,924	1894
259	1,018	2,372	3,649	101,769	95,190	111,752	308,711	1895
633	348	1,922	2,903	177,864	172,087	156,995	506,946	1896
812	338	2,435	3,585	196,372	123,197	203,419	522,988	1897
520	367	3,400	4,287	261,723	153,954	190,405	606,082	1898
608	346	3,221	4,175	234,461	178,367	293,583	706,411	1899
74	693	2,625	3,392	313,433	573,686	538,039	1,425,163	1900
2,064	1,503	4,090	7,657	389,817	539,991	503,153	1,432,961	1901
1,423	1,805	4,474	7,707	1,173,622	727,621	559,538	2,460,781	1902
237	864	7,812	8,913	358,249	2,413,215	487,476	3,263,940	1903
665	4,712	8,051	13,423	531,490	1,040,478	419,853	1,991,821	1904
394	4,418	11,926	16,738	281,901	384,940	456,513	1,123,354	1905
554	939	9,763	11,236	234,021	759,691	603,594	1,597,306	1906
70	711	6,970	7,751	190,479	483,649	435,618	1,109,746	1907*
2,997	3,737	7,074	13,898	317,445	531,607	822,219	1,670,671	1908
3,589	4,430	6,335	14,354	314,640	601,804	1,573,543	2,489,987	1909
6,680	6,661	10,071	23,412	387,895	1,072,800	1,027,195	2,487,890	1910
10,246	8,009	17,882	36,137	465,034	900,268	1,306,575	2,671,927	1911
12,334	16,765	91,777	120,876	459,485	806,035	1,070,711	2,336,231	1912
24,218	9,099	105,949	139,266	337,942	1,262,081	1,484,542	3,084,565	1913

(a) Includes "Castings" and "Steel Mfrs," prior to 1877, also "Hardware" prior to 1888.

4 GEORGE V., A. 1914

No. 25 (F)—CANADIAN EXPORTS from Canada—

Fiscal Years.	JUNK AND OAKUM.				LEATHER—BOOTS AND SHOES.			
	Values.				Values.			
	United Kingdom.	United States.	Other Countries.	Totals..	United Kingdom.	United States.	Other Countries.	Totals.
	\$	\$	\$	\$	\$	\$	\$	\$
1868	Not separately stated prior to 1877.				Not separately stated prior to 1876.			
1869								
1870								
1871								
1872								
1873								
1874								
1875								
1876								
1877					55	1,919	81,305	83,279
1878	2,425	15,268	94	17,787	81,533	3,631	111,258	196,422
1879	255	17,273	17,528	78,777	26,558	131,010	236,345
1880	100	32,183	4	32,287	49,917	8,113	135,523	193,553
1881	146	34,757	36	34,939	54,537	1,716	108,894	165,147
1882	1,345	33,742	90	35,177	35,733	772	65,222	101,727
1883	30,751	95	30,846	48,356	892	68,620	117,868
1884	70	34,858	35	34,963	19,758	1,402	75,655	96,815
1885	232	32,322	20	32,574	33,996	518	74,916	109,430
1886	240	30,995	1,173	32,408	9,985	800	59,414	70,199
1887	108	37,580	8	37,696	6,552	4,207	57,775	68,534
1888	500	28,864	27	29,391	9,097	2,544	50,311	61,952
1889	3,118	31,307	11	34,436	3,215	594	62,229	66,038
1890	25,596	61	25,657	47,671	759	60,970	109,400
1891	26,442	26,442	38,822	382	43,745	82,949
1892	31,883	31,883	7,539	849	45,581	53,969
1893	1,049	22,941	847	24,837	5,307	1,367	69,226	75,900
1894	440	34,056	42	34,538	536	8,603	82,426	91,565
1895	21,463	58	21,521	550	939	92,850	94,339
1896	909	17,681	88	18,678	7,855	1,151	65,235	74,241
1897	19,931	19,931	3,000	2,138	70,781	75,919
1898	15,982	46	16,028	7,735	1,245	88,168	97,148
1899	9,898	26,922	163	36,983	1,885	12,163	66,120	80,168
1900	3,450	31,471	198	35,119	9,331	6,839	62,666	78,836
1901	3,545	49,024	552	53,121	17,510	5,126	60,789	83,425
1902	12,411	57,126	1,061	70,598	35,103	13,105	160,934	209,142
1903	130	26,673	27	26,830	53,875	15,092	110,555	179,522
1904	332	38,607	568	39,507	23,464	10,436	110,804	144,704
1905	1,768	30,586	265	32,619	5,620	26,954	119,542	152,116
1906	21,784	158,384	8,372	188,540	5,457	28,338	124,269	158,064
1907	97,677	372,198	13,248	483,123	6,656	24,806	102,330	133,792
1907*	82,587	396,713	1,256	480,556	4,346	16,443	90,769	111,558
1908	58,099	564,948	15,147	638,194	6,661	11,833	60,598	79,092
1909	138,397	447,617	32,963	618,977	6,026	14,232	40,693	60,951
1910	131,754	566,031	19,305	717,090	6,783	11,185	30,955	48,923
1911	201,356	533,477	39,355	774,188	5,653	17,439	21,954	45,046
1912	351,915	654,746	30,317	1,036,978	2,412	14,655	19,774	36,841
1913	337,796	1,350,700	20,358	1,708,854	1,733	15,611	24,833	42,177

* 9 months.

SESSIONAL PAPER No. 10

Manufactures.—Continued.

LEATHER—SOLE AND UPPER, AND LEATHER, N.E.S.				LEATHER—ALL OTHER MFRS., N.E.S.				Fiscal Years
Values.				Values.				
United Kingdom.	United States.	Other Countries.	Totals.	United Kingdom	United States.	Other Countries.	Totals.	
\$	\$	\$	\$	\$	\$	\$	\$	
Not separately stated prior to 1876.								1866
								1869
								1870
								1871
								1872
								1873
								1874
								1875
810,128	26,519	115,931	952,578	4,075	57,536	1,438	63,069	1876
317,999	101,026	91,119	510,144	7,304	5,450	735	13,489	1877
492,063	3,036	68,122	563,221	7,670	4,076	10,465	22,211	1878
152,595	42,943	68,288	263,826	4,487	2,583	902	7,972	1879
365,437	2,423	40,848	408,708	2,687	4,607	4,377	11,671	1880
326,406	12,026	78,470	416,902	4,712	4,323	697	9,732	1881
341,081	5,357	79,965	426,403	4,188	2,170	1,709	8,067	1882
218,731	22,446	29,963	271,140	119,277	6,323	728	126,328	1883
263,965	2,367	29,854	296,186	108,236	3,679	1,211	113,126	1884
403,146	223	16,380	419,749	17,711	4,199	1,522	23,432	1885
233,295	858	23,000	257,153	16,358	14,418	2,127	32,903	1886
388,678	28,636	23,302	440,616	63,263	13,379	2,541	79,183	1887
255,181	92	44,285	299,558	79,788	9,772	1,160	90,720	1888
586,366	19,289	62,603	668,258	17,020	20,506	2,191	39,717	1889
644,501	8,653	73,933	727,087	23,986	37,871	7,508	69,365	1890
825,428	6,240	37,134	868,802	6,017	16,652	5,016	27,685	1891
949,820	2,229	59,624	1,011,673	384	36,135	4,755	41,274	1892
758,684	1,964	104,733	865,381	30,554	9,698	5,531	45,783	1893
1,419,248	4,657	149,129	1,573,034	21,320	10,233	6,010	37,563	1894
1,103,008	14,733	153,874	1,271,615	2,548	12,916	5,744	21,208	1895
1,704,075	10,359	193,414	1,907,848	847	7,756	2,705	11,308	1896
1,258,043	8,887	163,600	1,430,530	2,846	9,160	2,048	14,054	1897
1,408,756	6,348	96,462	1,511,566	2,580	11,131	2,907	16,618	1898
1,449,499	18,548	68,089	1,536,136	45,689	14,202	6,420	66,311	1899
1,406,029	19,636	109,775	1,535,440	169,543	20,546	62,676	252,765	1900
1,817,979	41,428	107,556	1,966,963	165,813	63,582	17,575	246,970	1901
1,803,859	16,464	90,945	1,911,268	176,198	21,584	13,391	211,173	1902
2,014,647	18,836	135,532	2,169,015	24,202	16,314	11,403	51,919	1903
1,915,666	67,269	167,713	2,150,648	13,609	77,954	11,706	103,269	1904
1,922,310	34,822	180,941	2,138,073	14,377	24,528	9,867	48,772	1905
2,046,837	52,607	151,527	2,251,031	15,321	12,248	4,891	32,460	1906
1,241,981	42,183	77,928	1,362,092	11,770	11,050	3,363	26,183	1907*
1,850,210	49,922	156,890	2,057,022	14,526	7,051	5,486	27,063	1908
2,094,918	31,466	150,615	2,276,999	9,582	9,739	12,286	31,607	1909
1,150,254	27,074	119,152	1,296,480	4,962	22,318	6,898	34,178	1910
1,712,018	36,160	167,101	1,915,279	6,745	14,083	17,802	38,630	1911
1,621,533	37,504	123,872	1,782,909	5,264	11,342	14,106	30,712	1912
1,145,439	77,400	130,634	1,353,473	3,849	10,121	13,963	27,933	1913

No. 25 (F)—CANADIAN EXPORTS from Canada—

Fiscal Years.	TOTAL LEATHER.				LIME (a).			
	Values.				Values.			
	United Kingdom.	United States.	Other Countries.	Totals.	United Kingdom.	United States.	Other Countries.	Totals.
	\$	\$	\$	\$	\$	\$	\$	\$
1868	40,058	41,482	30,554	112,094				
1869	147,258	11,873	54,943	214,074				
1870	180,344	47,139	83,219	310,702				
1871	94,780	10,852	68,329	173,961	Not separately stated prior 1875.			
1872	40,726	17,290	107,151	165,167				
1873	148,308	10,606	155,689	314,603				
1874	130,735	67,799	146,720	345,254				
1875	328,569	37,549	161,230	527,348			125	1,348
1876	814,258	85,974	198,694	1,098,926	12,440	6,465	118	19,023
1877	406,836	110,107	203,112	720,055	38,949	11,257	108	50,314
1878	578,510	33,670	209,597	821,777		8,244	57	8,301
1879	206,999	53,639	204,713	465,351		4,070	229	4,299
1880	422,661	8,746	154,119	585,526		7,965	82	8,047
1881	366,851	17,121	144,389	528,361		4,658	33	4,691
1882	393,625	8,419	150,294	552,338		7,541	38	7,579
1883	357,766	30,171	106,346	494,283		10,930	182	11,112
1884	406,197	6,564	105,981	518,742	300	9,036	1,066	10,402
1885	430,842	5,222	77,316	513,380		7,965	3,040	11,005
1886	256,205	19,483	82,902	358,590		18,552	86	18,638
1887	461,038	44,559	76,154	581,751		41,285	57	41,342
1888	338,184	10,458	107,674	456,316	25	101,207	315	101,547
1889	651,057	40,554	125,764	817,375		130,493	573	131,066
1890	707,309	46,906	125,186	879,401	10	174,965	209	175,184
1891	838,984	23,741	87,731	950,456	630	152,482	153	153,265
1892	955,511	39,731	133,605	1,128,847		123,661	491	124,152
1893	789,774	20,265	192,690	1,002,729	4,525	97,898	3,682	106,105
1894	1,441,118	15,829	247,989	1,704,936		64,385	6,786	71,171
1895	1,113,411	28,800	224,853	1,367,064	4,691	75,058	3,846	83,595
1896	1,707,922	20,253	266,900	1,995,075		74,028	2,423	76,451
1897	1,268,624	19,292	253,816	1,541,732		52,259	4,461	56,720
1898	1,413,221	29,642	165,489	1,608,352		48,070	237	48,307
1899	1,504,519	39,589	137,175	1,681,283		63,713	399	64,112
1900	1,593,082	45,308	233,240	1,871,630		73,793	3,532	77,325
1901	2,018,895	118,115	286,065	2,423,075	3,442	63,273	16,724	83,439
1902	2,033,932	53,140	214,891	2,301,963		85,957	25,953	111,910
1903	2,062,313	45,586	257,739	2,365,638		96,912	30,880	127,792
1904	1,934,895	172,177	298,961	2,406,033		83,962	20,066	104,028
1905	1,942,144	87,688	315,077	2,344,909	300	68,097	7,101	75,498
1906	2,068,814	89,721	258,748	2,417,283	13,140	59,441	953	73,534
1907*	1,253,097	69,676	172,060	1,499,833	164	45,433	1,065	46,662
1908	1,871,397	68,806	222,974	2,163,177	8,199	37,753	3,709	49,661
1909	2,110,526	55,437	203,594	2,369,557	12,519	29,098	1,895	43,512
1910	1,161,999	60,577	157,005	1,379,581		53,128	735	53,863
1911	1,724,416	67,682	206,857	1,998,955		39,442	1,037	40,479
1912	1,629,209	63,501	157,752	1,850,462		39,183	3,154	42,337
1913	1,151,021	103,132	169,430	1,423,583		21,438	8,561	29,999

*9 months. (a) Includes 'Cement' during the years 1888 and 1889.

SESSIONAL PAPER No. 10

Manufactures.—Continued.

LIQUORS—WHISKEY.								Fiscal Years.
Quantities.				Values.				
United Kingdom.	United States.	Other Countries.	Totals.	United Kingdom.	United States.	Other Countries.	Totals.	
Galls.	Galls.	Galls.	Galls.	\$	\$	\$	\$	
1,261	1,273	4,456	6,990	1,284	1,214	2,339	4,837	1868
47	2,413	1,891	4,351	24	2,445	1,676	4,145	1869
724	30,450	645	31,819	378	30,372	435	31,185	1870
.....	12,386	1,000	13,386	13,935	1,014	14,949	1871
380	25,162	2,337	27,879	263	17,456	2,044	19,763	1872
100	5,211	5,948	11,259	100	4,809	4,429	9,338	1873
61	2,900	52	3,013	86	2,617	84	2,787	1874
100	9,631	619	10,350	70	4,800	330	5,200	1875
.....	3,255	833	4,088	6,324	555	6,879	1876
69	130,390	2,227	132,686	41	51,385	867	52,293	1877
33	1,069	33	1,135	58	928	55	1,041	1878
132	19,483	1,676	21,291	161	8,403	2,073	10,637	1879
493	3,688	4,181	542	2,738	3,280	1880
60	2,443	10	2,513	120	2,465	13	2,598	1881
60	6,775	221	7,056	127	5,298	166	5,591	1882
8,466	2,757	3,292	14,515	6,854	3,270	2,362	12,486	1883
1,959	3,268	2,827	8,054	1,479	2,979	2,210	6,668	1884
1,731	5,052	3,847	10,630	1,449	6,074	2,788	10,311	1885
129	2,357	6,647	9,133	248	4,928	4,811	9,987	1886
33	4,607	746	5,386	68	8,289	575	8,932	1887
82	6,835	1,890	8,807	100	14,900	1,393	16,393	1888
37	8,973	725	9,735	69	17,334	428	17,831	1889
1,963	8,318	2,544	12,825	5,154	16,132	4,097	25,383	1890
1,226	12,416	6,302	19,944	3,510	29,399	12,710	45,619	1891
2,061	26,297	7,931	36,289	4,847	68,830	15,239	88,916	1892
7,601	35,254	9,326	52,181	19,130	95,682	20,794	135,606	1893
20,650	46,469	7,986	75,105	28,862	127,220	18,167	174,249	1894
15,673	82,921	18,221	116,815	38,852	236,350	50,770	325,972	1895
5,955	117,471	8,786	132,212	14,337	339,516	20,160	374,013	1896
3,836	147,136	3,397	154,369	11,259	425,499	5,803	442,561	1897
16,097	77,310	4,807	98,214	30,877	222,084	12,454	265,415	1898
12,112	88,032	21,403	121,547	29,732	254,868	55,328	339,928	1899
20,942	90,100	33,756	144,798	48,955	256,885	90,831	396,671	1900
11,947	92,956	38,496	143,399	32,739	255,976	103,725	392,440	1901
15,284	81,489	35,501	132,274	40,924	221,814	104,388	367,126	1902
11,904	110,494	36,541	158,939	38,804	352,023	102,631	493,458	1903
14,615	134,776	29,708	179,099	47,949	423,149	94,599	570,697	1904
8,853	187,439	34,504	230,796	27,127	487,943	107,154	622,224	1905
3,313	244,923	38,159	286,395	10,925	813,310	119,414	943,649	1906
7,182	259,041	32,661	298,884	19,085	838,258	105,124	962,467	1907*
8,930	339,074	49,003	397,007	27,693	1,137,779	159,950	1,325,422	1908
9,751	263,451	44,515	317,717	27,831	828,794	141,386	998,011	1909
6,173	265,159	56,593	327,925	19,166	819,406	172,085	1,010,657	1910
9,206	243,651	61,219	314,076	26,540	775,037	187,176	988,753	1911
9,268	244,725	44,441	298,434	36,197	759,089	134,477	929,763	1912
7,955	266,690	54,742	329,387	24,383	833,636	168,901	1,026,920	1913

4 GEORGE V., A. 1914

No. 25 (F)—CANADIAN EXPORTS from Canada—

Fiscal Years.	LIQUORS—ALL OTHER, N.E.S.							
	Quantities.				Values.			
	United Kingdom.	United States.	Other Countries.	Totals.	United Kingdom.	United States.	Other Countries.	Totals.
	Galls.	Galls.	Galls.	Galls.	\$	\$	\$	\$
1868	430	63,573	34,366	98,369	167	42,808	12,033	55,008
1869	25	128,547	45,742	174,314	18	84,701	18,163	102,882
1870	106	99,078	58,064	157,248	66	82,595	23,912	106,573
1871	180	172,717	74,105	247,002	36	145,917	29,953	175,906
1872	288,315	80,272	368,587	191,506	30,304	221,810
1873	590	191,721	95,383	287,694	1,407	129,993	33,468	164,863
1874	304	198,611	69,750	268,665	242	91,810	25,198	117,250
1875	50	127,931	58,233	186,214	20	92,569	19,030	111,619
1876	10	64,138	43,726	107,874	5	46,837	16,245	63,087
1877	240	98,807	61,206	160,253	100	105,475	25,553	131,128
1878	197	176,440	73,151	249,788	106	138,056	30,131	168,293
1879	1,745	96,031	40,456	138,232	366	71,979	16,224	88,569
1880	112	19,926	45,810	65,848	84	13,880	17,200	31,164
1881	15,074	9,406	37,880	62,360	5,634	4,533	14,588	24,755
1882	2,865	5,723	39,225	47,813	1,938	2,634	17,813	22,385
1883	240	4,183	16,584	21,007	654	2,359	7,366	10,379
1884	2,652	18,135	20,787	1,802	7,015	8,817
1885	25	1,123	4,363	5,511	19	1,029	1,813	2,861
1886	475	2,665	2,954	6,094	284	2,224	1,632	4,140
1887	391	1,925	1,399	3,715	315	788	851	1,954
1888	30	976	236	1,242	54	639	124	817
1889	28	1,907	3,320	5,255	22	1,444	1,390	2,856
1890	284	640	19,222	20,146	200	438	10,304	10,942
1891	338	940	37,061	38,339	157	783	18,462	19,402
1892	159	8,339	52,985	61,483	185	5,657	24,561	30,403
1893	1,300	15,956	40,495	57,751	2,000	7,836	20,608	30,444
1894	12	3,542	39,535	43,089	46	2,272	19,874	22,192
1895	100	5,721	21,941	27,762	1,250	3,102	11,273	15,625
1896	91	32,552	1,230	33,873	150	10,734	1,119	12,003
1897	319	8,393	8,708	17,420	313	9,126	5,534	14,973
1898	119	3,460	6,418	9,997	219	1,975	3,411	5,605
1899	52	4,260	5,185	9,497	109	2,466	2,486	5,061
1900	8	7,808	1,966	9,782	28	7,590	1,867	9,485
1901	10,496	6,712	5,642	22,850	7,713	7,366	4,126	19,205
1902	8,011	6,227	28,071	42,309	4,895	4,336	21,879	31,110
1903	480	5,867	56,357	62,704	1,144	5,844	40,174	47,162
1904	25,015	14,752	98,824	138,591	12,879	10,980	42,063	65,922
1905	31,644	39,711	31,490	197,845	47,293	21,142	16,006	84,441
1906	96,908	33,568	178,777	309,253	31,539	24,780	55,827	112,146
1907*	22,890	110,797	17,306	150,993	16,489	12,602	5,878	34,969
1908	130,248	15,715	13,316	159,279	57,754	9,603	11,480	78,837
1909	192,668	25,857	103,242	321,767	61,503	13,283	54,685	129,471
1910	149,197	24,415	127,172	300,784	64,310	20,074	73,911	158,295
1911	219,350	11,212	274,314	504,876	76,092	9,929	122,640	208,661
1912	370,995	6,583	113,049	490,627	152,278	31,003	52,983	236,264
1913	462,694	6,995	379,810	849,499	133,236	8,825	179,665	321,726

*9 months.

SESSIONAL PAPER No. 10

Manufactures.—Continued.

TOTAL LIQUORS.								Fiscal Years.
Quantities.				Values.				
United Kingdom.	United States.	Other Countries.	Totals.	United Kingdom.	United States.	Other Countries.	Totals.	
Galls.	Galls.	Galls.	Galls.	\$	\$	\$	\$	
1,691	64,846	38,822	105,359	1,451	44,022	14,372	59,845	1868
72	130,960	47,633	178,665	42	87,146	19,839	107,027	1869
830	129,618	58,709	189,067	444	112,967	24,347	137,758	1870
180	185,103	75,105	260,388	36	159,852	30,967	190,855	1871
380	313,477	82,609	396,466	263	208,962	32,348	241,573	1872
690	196,932	101,331	298,953	1,507	134,802	37,897	174,206	1873
365	201,511	69,802	271,678	328	94,427	25,282	120,037	1874
150	137,562	58,852	196,564	90	97,369	19,360	116,819	1875
10	67,393	44,559	111,962	5	53,161	16,800	69,966	1876
309	229,197	63,433	292,939	141	156,860	26,420	183,421	1877
230	177,509	73,184	250,923	164	138,984	30,186	169,334	1878
1,877	115,514	42,132	159,523	527	80,382	18,297	99,206	1879
605	23,614	45,810	70,029	626	16,618	17,200	34,444	1880
5,134	11,849	37,890	64,873	5,754	6,998	14,601	27,353	1881
2,925	12,498	39,446	54,869	2,065	7,932	17,979	27,976	1882
8,706	6,940	19,876	35,522	7,508	5,629	9,728	22,865	1883
1,959	5,920	20,962	28,841	1,479	4,781	9,225	15,485	1884
1,756	6,175	8,210	16,141	1,468	7,103	4,601	13,172	1885
604	5,022	9,601	15,227	532	7,152	6,443	14,127	1886
424	6,532	2,145	9,101	383	9,077	1,426	10,886	1887
112	7,811	2,126	10,049	154	15,539	1,517	17,210	1888
65	10,880	4,045	14,990	91	18,778	1,818	20,687	1889
2,247	8,958	21,766	32,971	5,354	16,570	14,401	36,325	1890
1,564	13,356	43,363	58,283	3,667	30,182	31,172	65,021	1891
2,220	34,636	60,916	97,772	5,032	74,487	39,800	119,319	1892
8,901	51,210	49,821	109,932	21,130	103,518	41,402	166,050	1893
20,662	50,011	47,521	118,194	28,908	129,492	38,041	196,441	1894
15,773	88,642	40,162	144,577	40,102	239,452	62,043	341,597	1895
6,046	150,023	10,016	166,085	14,487	350,250	21,279	386,016	1896
4,155	155,529	12,105	171,789	11,572	434,625	11,337	457,534	1897
16,216	80,770	11,225	108,211	31,096	224,059	15,865	271,020	1898
12,164	92,292	26,588	131,044	29,841	257,334	57,814	344,989	1899
20,950	97,908	35,722	154,580	48,983	264,475	92,698	406,156	1900
22,443	99,668	44,138	166,249	40,452	263,342	107,851	411,645	1901
23,295	87,716	63,572	174,583	45,819	226,150	126,267	398,236	1902
12,384	116,361	92,898	221,643	39,948	357,867	142,805	540,620	1903
39,630	149,528	128,532	317,690	60,828	439,129	136,662	636,619	1904
135,497	227,150	65,994	428,641	74,420	509,085	123,160	706,665	1905
100,221	278,491	216,936	595,648	42,464	838,090	175,241	1,055,795	1906
30,072	369,838	49,967	449,877	35,574	850,860	111,002	997,436	1907
139,178	354,789	62,319	556,286	85,447	1,147,382	171,430	1,404,259	1908
202,419	289,308	147,757	639,484	89,334	842,077	196,071	1,127,482	1909
155,370	289,574	183,765	628,709	83,476	839,480	245,996	1,168,952	1910
228,556	254,863	335,533	818,952	102,632	784,966	309,816	1,197,414	1911
380,263	251,308	157,490	789,061	188,475	790,092	187,460	1,166,027	1912
470,649	273,685	434,552	1,178,886	157,619	842,461	348,566	1,348,646	1913

4 GEORGE V., A. 1914

No. 25 (F)—CANADIAN EXPORTS from Canada—

Fiscal Years.	METAL, N.E.S.—ALUMINUM IN BARS, BLOCKS, &c.							
	Quantities.				Values.			
	United Kingdom.	United States.	Other Countries.	Totals.	United Kingdom.	United States.	Other Countries.	Totals.
	Cwt.	Cwt.	Cwt.	Cwt.	\$	\$	\$	\$
1868								
1869								
1870								
1871								
1872								
1873								
1874								
1875								
1876								
1877								
1878								
1879								
1880								
1881								
1882								
1883								
1884								
1885								
1886								
1887								
1888								
1889								
1890								
1891								
1892								
1893								
1894								
1895								
1896								
1897								
1898								
1899								
1900								
1901								
1902								
1903								
1904								
1905	7,257	6,174	11,253	24,684	152,168	140,103	242,327	534,598
1906	6,045	5,121	19,715	30,881	120,910	103,262	394,327	618,499
1907*	8,788	9,196	23,196	41,180	170,868	176,521	464,513	811,902
1908	20,134	4,682	24,168	48,984	444,140	107,711	484,220	1,036,071
1909	10,435	1,225	5,811	17,471	179,582	18,389	133,123	331,094
1910	19,421	41,751	19,022	80,194	292,243	625,476	285,004	1,202,723
1911	21,649	31,841	7,068	60,558	324,244	476,703	106,029	906,976
1912	19,395	72,656	12,378	104,429	256,561	933,726	166,520	1,356,807
1913	41,979	78,631	29,614	150,227	459,150	844,663	327,474	1,631,287

Included with "Metals—Other, N.E.S.," prior to 1905.

*9 months.

SESSIONAL PAPER No. 10

Manufactures—Continued.

METALS—OTHER, N.E.S.				TOTAL METALS, N.E.S.				Fiscal Years.
Values.				Values.				
United Kingdom.	United States.	Other Countries.	Totals.	United Kingdom.	United States.	Other Countries.	Totals.	
\$	\$	\$	\$	\$	\$	\$	\$	
Not separately stated prior to 1889.								1868
								1869
								1870
								1871
								1872
								1873
								1874
								1875
								1876
								1877
								1878
								1879
								1880
								1881
								1882
								1883
								1884
								1885
								1886
								1887
								1888
22,795	2,348	15,072	40,215	22,795	2,348	15,072	40,215	1889
32,523	2,528	1,588	36,639	32,523	2,528	1,588	36,639	1890
31,605	5,576	5,452	42,633	31,605	5,576	5,452	42,633	1891
11,940	1,589	3,966	17,495	11,940	1,589	3,966	17,495	1892
17,708	4,193	2,232	24,133	17,708	4,193	2,232	24,133	1893
15,486	5,862	2,821	24,169	15,486	5,862	2,821	24,169	1894
10,174	7,779	979	18,932	10,174	7,779	979	18,932	1895
17,880	11,283	2,145	31,308	17,880	11,283	2,145	31,308	1896
30,938	5,530	5,133	41,601	30,938	5,530	5,133	41,601	1897
30,107	18,920	4,290	53,317	30,107	18,920	4,290	53,317	1898
9,494	20,649	4,389	34,532	9,494	20,649	4,389	34,532	1899
17,667	46,320	4,623	68,610	17,667	46,320	4,623	68,610	1900
31,015	102,693	2,649	136,357	31,015	102,693	2,649	136,357	1901
23,906	134,116	203,406	361,428	23,906	134,116	203,406	361,428	1902
117,202	109,894	179,457	406,553	117,202	109,894	179,457	406,553	1903
96,643	61,859	383,899	542,401	96,643	61,859	383,899	542,401	1904
150,250	49,237	36,855	236,342	302,418	189,340	279,182	770,940	1905
13,330	23,089	10,027	46,446	134,240	126,351	404,354	664,945	1906
20,798	15,071	10,307	46,176	191,666	191,592	474,820	858,078	1907*
13,433	23,641	22,227	59,301	457,573	131,352	506,447	1,095,372	1908
25,841	41,832	30,699	98,372	205,423	60,221	163,822	429,466	1909
30,061	36,205	49,900	116,166	322,304	661,681	334,904	1,318,889	1910
60,921	173,908	93,744	328,573	385,165	650,611	199,773	1,235,549	1911
42,482	55,673	131,792	229,947	299,043	989,399	298,312	1,586,754	1912
62,375	60,109	107,348	229,832	521,525	904,772	434,822	1,861,119	1913

4 GEORGE V., A. 1914

No. 25 (F)—CANADIAN EXPORTS from Canada—

Fiscal Years.	MUSICAL INSTRUMENTS—ORGANS.							
	Quantities.				Values.			
	United Kingdom.	United States.	Other Countries.	Totals.	United Kingdom.	United States.	Other Countries.	Totals.
	No.	No.	No.	No.	\$	\$	\$	\$
1868								
1869								
1870								
1871								
1872								
1873								
1874								
1875								
1876								
1877								
1878	85	40	64	189	6,536	3,655	7,643	17,834
1879	134	12	78	224	12,115	1,315	6,711	20,141
1880	203	22	68	293	19,520	1,735	7,600	28,855
1881	220	18	68	306	20,177	1,240	6,195	27,612
1882	786	37	142	965	66,173	4,807	13,315	84,295
1883	255	43	161	459	23,888	4,340	12,144	40,372
1884	899	61	154	1,114	68,018	6,408	11,049	85,475
1885	1,746	27	234	2,007	116,222	2,640	16,350	135,212
1886	1,767	29	343	2,139	118,129	2,241	25,983	146,353
1887	2,454	39	344	2,837	166,863	2,880	20,805	190,548
1888	2,654	104	745	3,503	190,637	8,670	53,731	253,038
1889	3,163	178	689	4,030	227,825	12,321	48,125	288,271
1890	3,848	52	720	4,620	239,973	4,927	46,315	291,215
1891	5,013	111	547	5,671	301,834	7,806	38,882	348,522
1892	4,944	156	579	5,679	289,733	11,352	40,347	341,432
1893	3,066	174	549	3,809	213,627	13,548	40,853	268,028
1894	2,614	73	669	3,356	163,100	5,896	41,217	210,213
1895	3,111	128	999	4,238	188,441	9,539	57,224	255,204
1896	3,939	60	863	4,862	234,684	4,203	45,921	284,808
1897	4,830	39	921	5,790	288,031	9,408	45,836	343,275
1898	4,488	56	1,042	5,586	256,106	3,124	53,073	312,303
1899	6,611	46	959	7,616	350,637	2,839	47,253	400,729
1900	7,232	44	821	8,097	391,139	2,743	45,455	439,337
1901	6,913	111	1,110	8,134	391,457	7,816	58,615	457,888
1902	6,600	74	1,009	7,683	332,861	6,555	54,773	394,189
1903	4,823	107	1,360	6,290	269,668	5,684	72,809	348,161
1904	3,611	95	1,306	5,012	200,838	4,452	73,816	279,106
1905	3,205	66	971	4,242	174,745	5,055	52,498	232,298
1906	2,857	83	840	3,780	149,854	6,472	50,076	206,402
1907*	2,647	113	717	3,477	141,115	10,141	43,033	194,289
1908	2,503	330	1,004	3,837	138,444	18,986	55,896	213,326
1909	2,184	45	800	3,029	110,846	3,668	40,738	155,252
1910	1,734	53	977	2,764	92,240	14,775	47,884	154,899
1911	1,222	65	1,220	2,507	86,579	12,496	63,195	162,270
1912	1,603	109	1,228	2,940	119,879	20,951	83,771	224,601
1913	1,726	28	1,040	2,794	114,677	12,405	62,742	189,824

Not separately stated prior to 1878.

* 9 months.

SESSIONAL PAPER No. 10

Manufactures.—Continued.

MUSICAL INSTRUMENTS—ALL OTHERS, N.E.S.				TOTAL MUSICAL INSTRUMENTS.				Fiscal Years.
Values.				Values.				
United Kingdom.	United States.	Other Countries.	Totals.	United Kingdom.	United States.	Other Countries.	Totals.	
\$	\$	\$	\$	\$	\$	\$	\$	
				4,374	1,155	5,529	1868
				6,752	860	7,612	1869
				500	8,302	100	8,902	1870
				5,470	140	5,610	1871
				7,454	150	7,604	1872
				400	3,248	4,830	8,478	1873
				120	3,631	3,751	1874
				1,310	5,886	7,196	1875
				3,247	7,116	800	11,163	1876
				8,612	11,161	1,078	20,851	1877
				8,186	6,086	7,803	22,075	1878
				13,065	4,199	6,911	24,175	1879
				20,920	8,300	8,100	37,320	1880
				20,742	3,995	6,488	31,225	1881
				70,703	6,544	13,787	91,034	1882
				26,112	9,153	13,504	48,769	1883
				70,718	14,422	12,949	98,089	1884
				117,622	10,283	16,600	144,505	1885
				119,459	17,312	25,983	162,754	1886
				172,029	14,205	21,105	207,339	1887
				194,787	20,676	55,961	271,424	1888
				231,825	30,783	53,960	316,568	1889
				247,758	24,367	57,730	329,855	1890
				314,509	29,284	57,760	401,553	1891
				295,469	41,214	59,510	396,193	1892
				41,272	43,916	50,857	309,300	1893
				55,295	36,254	61,714	265,508	1894
				42,678	192,761	71,279	297,882	1895
				57,424	242,064	63,733	342,232	1896
				56,450	305,555	31,139	399,725	1897
1,650	2,431	160	4,241	268,190	25,011	65,884	359,085	1898
950	2,884	200	4,034	361,176	21,195	77,290	459,661	1899
1,400	6,565	500	8,465	404,260	21,028	82,695	507,983	1900
565	2,755	293	3,613	411,792	29,893	103,930	545,615	1901
4,530	1,737	472	6,739	347,142	32,879	85,797	465,818	1902
2,224	4,813	1,360	8,397	284,303	40,161	94,106	418,570	1903
2,700	8,014	1,900	12,614	213,562	45,526	93,621	352,709	1904
1,400	7,643	250	9,293	184,640	34,777	70,375	289,792	1905
1,330	15,071	16,401	159,187	48,020	74,592	281,799	1906
5,166	11,325	300	16,791	145,470	33,148	55,756	234,374	1907*
4,150	12,006	2,230	13,386	144,452	62,286	70,820	277,558	1908
4,000	18,462	5,835	28,297	128,872	41,130	54,368	224,370	1909
7,785	19,440	11,415	38,640	107,212	52,053	56,863	216,134	1910
12,675	21,478	18,878	53,031	93,707	53,238	79,417	226,362	1911
5,736	29,862	19,163	54,761	126,785	57,470	95,721	279,976	1912
900	30,368	10,004	41,272	64,188	131,721	71,580	254,012	1913
4,440	30,358	20,497	55,295					
4,320	24,303	14,055	42,678					
7,380	32,232	17,812	57,424					
17,524	21,731	17,195	56,450					
12,084	21,887	12,811	46,782					
10,539	18,356	30,037	58,932					
13,121	18,285	37,240	68,646					
20,335	22,077	45,315	87,727					
14,281	26,324	31,024	71,629					
14,635	34,477	21,297	70,409					
12,724	41,074	19,805	73,603					
9,895	29,722	17,877	57,494					
9,333	41,548	24,516	75,397					
4,355	23,007	12,723	40,085					
6,008	43,300	14,924	64,232					
18,026	37,462	13,630	69,118					
14,972	37,284	8,979	61,235					
7,128	40,742	16,222	64,092					
6,906	36,519	11,950	55,375					
17,044	38,306	8,838	64,188					

Not separately stated prior to 1878.

4 GEORGE V., A. 1914

No. 25 (F)—CANADIAN EXPORTS from Canada—

Fiscal Years.	OIL CAKE.							
	Quantities.				Values.			
	United Kingdom.	United States.	Other Countries.	Totals.	United Kingdom.	United States.	Other Countries.	Totals.
	Cwt.	Cwt.	Cwt.	Cwt.	\$	\$	\$	\$
1868					34,465	476	2,110	37,051
1869					60,610	5		60,615
1870					40,626		2,176	42,802
1871					25,713			25,713
1872					67,227		560	67,787
1873					63,938			63,938
1874					53,749	5,883		59,632
1875					30,966	25,566		56,532
1876	13,157	13,900		27,057	21,816	25,950		47,766
1877	10,873	26,936		37,809	18,330	46,654		64,984
1878	23,630	27,236		50,866	23,482	46,280		69,762
1879	57,176	10,734		67,910	22,762	21,810		44,572
1880	10,729	1,426		12,155	16,779	5,040		21,819
1881	13,833	4,957		18,790	26,709	12,765		39,474
1882	15,767	450		16,217	36,488	1,800		38,288
1883	8,697	1	3	8,701	20,841	4	10	20,855
1884	4,310			4,310	6,947			6,947
1885	8,460	3,839	6	12,305	15,216	7,890	21	23,127
1886	2,438	21,957	6	24,401	5,176	45,158	13	50,347
1887	3,183	42,569	20	45,772	6,692	80,213	63	86,973
1888	1,200	43,256	7,225	51,681	3,120	70,427	1,827	75,374
1889	25,830	39,961	5	65,796	17,171	45,920	11	63,102
1890	2,545	33,000		35,545	3,901	38,461		42,362
1891	79,496	13,856	110	93,462	101,500	16,547	120	118,167
1892	75,505	83,698	3	159,206	88,802	98,279	5	187,086
1893	32,861	68,355	34	101,250	251,859	84,841	14	336,714
1894	161,042	13,601	21	174,664	189,691	15,838	32	205,561
1895	67,029	11,420	43	78,492	85,681	8,589	54	94,224
1896	97,270		301	97,571	120,949		475	121,424
1897	135,183	2,389	4	137,576	192,644	2,388	7	195,039
1898	151,150	10,984	16	162,150	187,873	10,984	18	198,875
1899	100,101	4,815		104,916	139,046	4,815		143,861
1900	209,062		2,337	211,399	221,825		2,337	224,162
1901	161,809	5,091	9,679	176,579	166,685	4,261	12,213	183,159
1902	170,911		14,318	185,229	187,895		17,898	205,793
1903	233,183	4,700	19,528	257,411	264,327	4,700	20,918	289,945
1904	242,335		16,617	258,952	269,045		17,209	286,254
1905	86,015		4,301	90,316	96,798		4,843	101,641
1906	188,329	4,331	41,513	234,173	237,462	4,331	47,778	239,571
1907*	193,400	2,271	91,806	287,477	222,225	2,271	108,729	333,225
1908	336,445	10	128,667	465,122	453,269	16	168,806	622,091
1909	294,112		100,866	394,978	420,548		149,447	569,995
1910	293,167	26,776	146,505	466,448	393,523	40,528	191,330	625,381
1911	201,833	4,505	169,102	375,440	278,819	7,487	253,813	540,119
1912	182,456	2,046	235,371	419,873	286,337	3,237	369,857	659,431
1913	324,136	7,630	359,514	691,280	509,509	12,781	552,411	1,074,701

* 9 months.

SESSIONAL PAPER No. 10

Manufactures.—Continued.

Oils.								Fiscal Years.
Quantities.				Values.				
United Kingdom.	United States.	Other Countries.	Totals.	United Kingdom.	United States.	Other Countries.	Totals.	
Galls.	Galls.	Galls.	Galls.	\$	\$	\$	\$	
Not separately stated prior to 1877.								1868
								1869
								1870
								1871
								1872
								1873
								1874
								1875
								1876
806	155	220	1,175	400	119	72	591	1877
90			90	18			18	1878
	15	40	55		23	8	31	1879
2,488	10,135		12,623	616	1,202		1,818	1880
7,903	3,703	40	11,646	5,312	2,298	12	7,622	1881
	165	62	227		109	21	130	1882
320	1,710		2,030	100	1,957		2,057	1883
11,600	81	8,587	20,268	2,336	49	5,460	7,845	1884
3,426	108		3,534	1,930	82		2,012	1885
1,200	1	182	1,383	1,200	1	77	1,278	1886
3,804	636	316	4,756	2,166	228	68	2,462	1887
2,400	368	261	3,029	750	184	80	1,014	1888
40	4,417	50	4,507	22	398	30	450	1889
3,256	28,478	1,207	32,941	3,420	2,167	220	5,807	1890
28	25,032	3,601	28,661	17	1,479	1,885	3,381	1891
880	10,714	5,563	17,157	132	966	2,025	3,123	1892
453	28,594	8,024	37,071	500	6,401	3,474	10,375	1893
45	44,717	18,341	63,103	31	26,198	12,354	38,583	1894
80	11,236	29,760	41,076	60	2,541	20,524	23,125	1895
2,709	374	45,641	48,724	1,800	402	22,672	24,874	1896
270	714	85,598	86,582	79	354	30,929	31,362	1897
151	462	87,185	87,798	58	192	32,910	33,160	1898
	534	30,823	31,357		221	10,909	11,130	1899
932	1,583	12,543	15,058	277	706	5,832	6,815	1900
20,459	12,280	15,218	47,957	6,370	4,854	5,782	17,006	1901
16,791	5,226	226,102	248,119	5,197	1,949	65,124	72,270	1902
3,911	3,177	134,182	141,270	6,931	1,477	44,926	53,334	1903
17,107	27,189	229,570	273,866	3,620	4,053	46,985	54,658	1904
10,444	314,535	96,418	421,397	2,462	17,663	26,764	46,889	1905
47,477	829,039	100,933	977,449	31,190	48,081	18,553	97,824	1906
12,681	636,712	4,865	654,258	5,232	31,731	2,712	39,675	1907
182,357	988,429	19,149	1,189,935	63,008	54,915	6,521	124,444	1908
9,994	2,181,649	125,509	2,317,152	2,445	99,670	41,156	143,271	1909
220	1,641,805	136,171	1,778,196	142	95,069	26,212	121,423	1910
11,549	2,291,528	398,906	2,701,983	6,964	169,922	61,403	238,289	1911
577	1,181,034	259,646	1,441,257	355	75,522	38,600	114,477	1912
17,805	1,445,977	277,839	1,741,621	15,454	144,576	55,172	215,202	1913

4 GEORGE V., A. 1914

No. 25 (F)—CANADIAN EXPORTS from Canada—

Fiscal Years.	PAPER—PRINTING.				PAPER—WALL PAPER.			
	Values.				Values.			
	United Kingdom.	United States.	Other Countries.	Totals.	United Kingdom.	United States.	Other Countries.	Totals.
	£	£	£	£	£	£	£	£
1868								
1869								
1870								
1871								
1872								
1873								
1874								
1875								
1876								
1877								
1878								
1879								
1880								
1881								
1882								
1883								
1884								
1885								
1886								
1887								
1888								
1889								
1890						20	102	122
1891						181	6,094	6,275
1892						62	20	91
1893						5	172	177
1894						20	226	246
1895					1,770	427	38	2,235
1896					69	2,498	1,026	3,593
1897					746	1,663	1,317	3,726
1898					475	8,021	5,143	13,639
1899					916	19,020	4,198	24,134
1900					1,359	23,561	4,821	29,741
1901					6,303	8,987	26,015	41,305
1902					6	2,497	22,277	24,780
1903					24,773	3,222	14,883	42,878
1904					15,694	2,100	31,344	49,138
1905					8,186	749	14,118	23,053
1906					136	897	34,502	35,535
1907*					89	2,999	17,324	20,412
1908	922,278	791,533	1,119,724	2,833,535	159	6,440	26,264	32,863
1909	1,364,866	899,801	844,710	3,109,377	370	1,310	19,527	21,207
1910	527,851	1,246,795	837,597	2,612,243	50	1,644	26,690	28,384
1911	306,248	1,961,358	824,831	3,092,437	171	1,966	40,489	42,626
1912	254,962	1,982,830	1,054,134	3,291,926	5,083	57,102	62,185
1913	202,215	4,242,298	1,247,613	5,692,126	155	6,615	52,404	59,174

* 9 months.

SESSIONAL PAPER No. 10

Manufactures.—Continued.

PAPER—OTHER, N.E.S.				TOTAL PAPER.				Fiscal Years.
Values.				Values.				
United Kingdom.	United States.	Other Countries.	Totals.	United Kingdom.	United States.	Other Countries.	Totals.	
\$	\$	\$	\$	\$	\$	\$	\$	
Not separately stated prior to 1903.				Not separately stated prior to 1890.				1868
								1869
								1870
								1871
								1872
								1873
								1874
								1875
								1876
								1877
								1878
								1879
								1880
								1881
								1882
								1883
								1884
								1885
								1886
								1887
								1888
								1889
.....	20	102	122	1890				
.....	181	6,094	6,275	1891				
.....	62	29	91	1892				
.....	5	172	177	1893				
.....	20	226	246	1894				
1,770	427	38	2,235	1895				
69	2,498	1,026	3,593	1896				
746	1,663	1,317	3,726	1897				
475	8,021	5,143	13,639	1898				
916	19,020	4,198	24,134	1899				
1,359	23,561	4,821	29,741	1900				
6,303	8,987	26,015	41,305	1901				
6	2,497	22,277	24,780	1902				
332,328	42,263	474,031	848,622	357,101	45,485	488,914	891,500	1903
447,536	160,563	475,521	1,083,620	463,230	162,663	506,865	1,132,758	1904
940,731	179,861	647,428	1,768,020	948,917	180,610	661,546	1,791,073	1905
1,149,403	157,577	664,177	1,971,157	1,149,539	158,474	698,679	2,006,692	1906
920,272	109,273	628,195	1,657,740	920,361	112,272	645,519	1,678,152	1907*
376,783	160,773	99,344	636,900	1,299,220	958,746	1,245,332	3,503,298	1908
242,156	37,111	59,862	339,129	1,607,392	938,222	924,099	3,469,713	1909
384,623	45,085	85,761	515,469	912,524	1,293,524	950,048	3,156,096	1910
534,681	88,935	165,696	789,312	841,100	2,052,259	1,031,016	3,924,375	1911
354,544	69,697	102,711	526,952	609,506	2,057,610	1,213,947	3,881,063	1912
382,631	120,504	73,339	576,474	585,001	4,369,417	1,373,356	6,327,774	1913

4 GEORGE V., A. 1914

No. 25 (F)—CANADIAN EXPORTS from Canada—

Fiscal Years.	RAGS.							
	Quantities.				Values.			
	United Kingdom.	United States.	Other Countries.	Totals.	United Kingdom.	United States.	Other Countries.	Totals.
	Lbs.	Lbs.	Lbs.	Lbs.	£	\$	\$	\$
1868					7,874	20,510		28,384
1869					4,148	25,565		29,713
1870					2,218	26,600		28,818
1871					681	25,753		26,434
1872					1,267	18,811		20,078
1873						9,401		9,401
1874					2,864	10,192		13,056
1875					5,560	8,652		14,212
1876					3,075	10,532		13,607
1877					3,043	8,364		11,407
1878					2,498	12,113		14,611
1879					2,155	24,649	30	26,834
1880						49,294		49,294
1881					235	48,809		49,044
1882					370	35,430		35,800
1883					1,501	29,319		30,820
1884					560	12,239		12,799
1885					250	11,384		11,634
1886					600	5,347		5,947
1887					1,600	7,746		9,346
1888					6,478	21,076		27,554
1889					400	28,044		28,444
1890					104	31,034		31,138
1891						37,799	400	38,199
1892					1,336	40,948		42,284
1893					850	35,770	105	36,725
1894					1,130	24,635	179	25,944
1895					1,085	62,734		63,819
1896					1,325	31,906	471	33,702
1897					3,697	74,867		78,564
1898					5,677	37,899		43,576
1899	77,461	1,515,608		1,593,069	2,892	28,167		31,059
1900	121,443	2,383,475		2,504,918	3,593	45,694		49,287
1901	226,813	3,254,937	5,400	3,487,150	5,965	41,173	108	47,246
1902	577,837	5,109,338		5,687,175	21,343	64,625		85,968
1903	791,118	5,892,060	4,400	6,687,578	26,424	59,577	50	86,051
1904	766,339	9,316,162	45,790	10,128,291	33,124	110,155	2,174	145,453
1905	1,006,108	11,688,219	2,400	12,696,727	79,490	134,694	150	214,334
1906	1,993,307	15,285,522	5,365	17,284,194	79,294	148,825	97	228,216
1907*	826,576	12,963,195	104,933	13,894,704	35,633	144,540	3,172	183,345
1908	2,449,625	20,169,924	37,132	22,656,681	130,679	195,386	945	327,010
1909	2,682,772	22,424,379	220,391	25,327,542	126,169	206,995	1,930	335,094
1910	3,518,208	35,336,314	52,605	38,907,127	160,745	351,572	2,010	514,327
1911	4,477,329	31,760,863	75,508	36,313,700	251,792	276,790	5,676	534,258
1912	4,677,169	37,665,097	223,831	42,566,097	237,937	314,622	9,384	561,943
1913	4,589,800	41,899,400	112,800	46,602,000	256,637	410,403	8,028	675,068

* 9 months.

SESSIONAL PAPER No. 10

Manufactures.—Continued.

SHIPS.								Fiscal Years.
Tonnage.				Values.				
United Kingdom.	United States.	Other Countries.	Totals.	United Kingdom.	United States.	Other Countries.	Totals.	
Tons.	Tons.	Tons.	Tons.	\$	\$	\$	\$	
21,422		1,300	22,722	789,330		48,262	837,592	1868
25,077		1,923	27,000	1,003,080		76,920	1,080,000	1869
15,062		3,065	18,127	602,480		122,600	725,080	1870
13,939		749	14,688	529,682		28,462	558,144	1871
7,911			7,911	332,262			332,262	1872
15,147		511	15,658	757,350		25,550	782,900	1873
14,485			14,485	796,675			796,675	1874
15,789			15,789	789,450			789,450	1875
42,401	964	20,769	64,134	1,483,280	22,150	683,840	2,189,270	1876
30,277	233	15,819	46,329	1,111,846	4,000	460,398	1,576,244	1877
27,103	192	7,744	35,039	1,000,645	6,000	211,500	1,218,145	1878
14,280	545	4,493	19,318	399,236	2,750	127,838	529,824	1879
9,013	2,038	5,157	16,208	310,980	21,700	131,647	464,327	1880
6,923	1,098	8,787	16,808	205,900	12,830	129,288	348,018	1881
13,125	362	2,674	16,161	315,186	6,900	80,225	402,311	1882
11,360	606	11,930	23,896	245,902	12,120	248,516	506,588	1883
5,010		12,358	17,368	144,620		272,136	416,756	1884
3,178	81	9,918	13,177	78,300	100	167,877	246,277	1885
5,702	397	8,244	14,313	99,608	2,350	164,405	266,363	1886
1,771	116	7,376	9,263	35,134	400	108,238	143,772	1887
1,809	699	11,980	14,479	105,393	7,000	177,576	289,969	1888
4,467	1,113	10,593	16,173	57,220	15,500	194,097	266,817	1889
	17	22,827	22,844		700	442,081	442,781	1890
1,912	33	13,198	15,143	22,606	5,257	252,611	280,474	1891
8,958	699	26,742	36,399	92,500	8,000	406,247	506,747	1892
8,479		22,838	31,317	115,633		248,283	363,916	1893
619	59	21,282	21,960	6,500	35,300	201,629	243,429	1894
1,327	673	14,567	16,567	6,635	10,000	155,928	172,563	1895
1,320		10,883	12,203	5,400		93,992	99,392	1896
198	1,830	7,130	9,158	2,410	18,750	84,004	105,164	1897
3,479	2,559	11,172	17,210	17,000	36,450	137,619	191,069	1898
325	395	6,699	7,419	7,500	3,715	80,966	92,181	1899
	1,480	11,684	13,164		23,020	175,448	198,468	1900
1,198	208	2,984	4,390	9,000	7,768	49,000	65,768	1901
363	1,002	2,920	4,285	8,000	23,700	44,883	76,583	1902
	509	2,531	3,040		1,781	48,526	50,307	1903
	85	6,394	6,480		1,625	48,540	50,165	1904
	617	1,267	1,884		11,000	45,313	56,313	1905
	1,764	1,985	3,749		15,763	14,610	30,370	1906
		2,035	2,035			56,160	56,160	1907*
887		262	1,149	10,000		14,800	24,800	1908
	15	3,229	3,244		1,900	148,800	150,700	1909
	67	1,041	1,108		3,570	54,900	58,470	1910
	35	1,004	1,039		8,585	46,600	55,185	1911
		1,908	1,908			56,000	56,000	1912
	40	2,755	2,825		4,350	103,500	107,850	1913

4 GEORGE V., A. 1914

No. 25 (F)—CANADIAN EXPORTS from Canada—

Fiscal Years.	SOAP.							
	Quantities.				Values.			
	United Kingdom.	United States.	Other Countries.	Totals.	United Kingdom.	United States.	Other Countries.	Totals.
	Lbs.	Lbs.	Lbs.	Lbs.	\$	\$	\$	\$
1868								
1869								
1870								
1871		1,073	153,763	154,841		137	7,626	7,763
1872			107,091	107,091			7,389	7,389
1873			94,695	94,695			6,134	6,134
1874		720	80,462	81,182		380	4,951	5,331
1875	60	2,150	70,996	73,206	17	250	3,546	3,813
1876	840	2,100	83,177	86,117	42	126	5,352	5,520
1877	900	23,215	79,098	105,213	46	1,435	5,104	6,585
1878	185	300	166,302	166,787	25	34	8,570	8,629
1879	350	1,232	156,419	158,001	28	39	6,560	6,627
1880	27,020		63,176	90,196	1,712		2,786	4,498
1881	3,364		112,227	115,591	170		4,200	4,370
1882		720	124,483	125,203		228	4,792	5,020
1883	1,584		106,684	108,268	80		3,877	3,957
1884	160		156,668	156,828	9		6,846	6,855
1885	264	2,120	135,923	138,307	14	106	5,299	5,419
1886	4,800	7,030	146,394	158,224	289	236	7,977	8,502
1887	3,600	1,340	193,695	198,635	166	170	6,968	7,304
1888	3,720	40,978	281,818	326,516	146	3,009	14,002	17,157
1889	140	1,376	96,833	98,349	20	79	4,448	4,547
1890	20	3,993	83,586	87,599	6	119	3,608	3,733
1891	34,096	180	61,004	95,280	2,401	30	4,255	6,686
1892	1,475	5,091	57,939	64,505	59	240	2,497	2,796
1893	4,975	23,544	157,698	191,217	336	964	4,743	6,043
1894	220	224	124,946	125,390	31	17	7,151	7,199
1895		13,755	89,729	103,484		745	3,796	4,541
1896	160	287,288	198,665	486,113	30	10,002	7,893	17,925
1897	7,200	109,893	189,456	306,549	186	5,832	9,096	15,114
1898	180	120,032	260,167	380,379	45	4,644	8,353	13,042
1899	856	905	573,985	575,746	133	61	18,625	18,919
1900		80,738	425,962	506,700		2,221	13,738	15,959
1901	101,128	124,860	718,777	944,765	5,949	3,058	18,962	27,969
1902	42,746	22,222	533,848	618,810	2,324	2,113	14,523	18,960
1903	37,750	1,462	345,478	384,690	1,132	90	12,478	13,700
1904	240	29,634	451,878	481,752	10	2,330	18,134	20,474
1905	2,170	79,515	638,848	720,533	230	3,797	26,171	30,198
1906	21,760	33,199	1,207,619	1,262,578	848	1,677	50,199	52,724
1907*	444	5,993	812,775	819,212	62	74	33,523	33,659
1908	100,161	55,737	823,016	978,914	4,961	2,123	36,390	43,474
1909	323,929	8,612	803,790	1,136,331	17,620	296	31,632	49,548
1910	1,330	47,620	601,363	650,313	120	2,651	25,427	28,198
1911	21,836	8,592	553,578	584,006	1,037	658	23,430	25,125
1912	12,325	29,014	503,873	545,212	650	671	22,654	23,955
1913	20,435	16,413	522,798	559,646	1,030	1,437	21,480	23,947

* 9 months.

SESSIONAL PAPER No. 10

Manufactures—Continued.

STARCH.								Fiscal Years.
Quantities.				Values.				
United Kingdom.	United States.	Other Countries.	Totals.	United Kingdom.	United States.	Other Countries.	Totals.	
Lbs.	Lbs.	Lbs.	Lbs.	\$	\$	\$	\$	
12,076	11,960	890	24,926	1,205	1,196	89	2,490	1868
249,691		530	250,221	10,588		34	10,622	1869
880	860		1,740	97	86		183	1870
		1,130	1,130			113	113	1871
		750	750			72	72	1872
42,000	56	820	42,876	7,100	6	109	7,215	1873
								1874
								1875
		70	70			14	14	1876
3,000	119,200		122,200	270	2,526		2,796	1877
110		1,634	1,794	11		183	194	1878
2,936		13,779	16,715	122		741	863	1879
641,668	900	489	643,057	31,537	84	29	31,650	1880
876,544		3,548	880,092	32,494		197	32,691	1881
22,540	68,930	2,209	93,679	1,396	3,105	120	4,621	1882
436,940	383,673	3,436	824,049	14,648	10,534	178	25,360	1883
1,402,000	1,272,800	360	2,675,160	37,446	31,618	33	69,097	1884
606,240	482,022	9,335	1,157,597	14,592	10,650	553	25,795	1885
861,072	44,800	9,048	914,920	21,101	1,100	241	22,442	1886
1,056,650	172,660	80	1,229,390	23,329	3,415	6	26,750	1887
450,600	17,344	2,428	470,372	12,532	3,067	65	15,664	1888
1,041,080	313,400	6,090	1,360,570	22,542	6,537	155	29,234	1889
28,000		4,048	32,048	925		173	1,098	1890
3,260	568,600	48	571,908	223	13,465	3	13,691	1891
493,587	101,537	3,656	598,780	15,505	2,259	275	18,039	1892
196,600	100	240	196,940	5,795	6	13	5,814	1893
3,800		176	3,976	258		13	271	1894
1,800	600	141	2,541	135	20	11	166	1895
1,925	400	2,508	4,833	235	28	150	413	1896
3,200		156	3,356	213		14	227	1897
4,506	200	40	4,746	285	8	2	295	1898
56,520		1,532	58,052	856		84	940	1899
169,250		488	169,738	6,208		35	6,243	1900
567,460	80	4,115	571,655	24,102	4	180	24,286	1901
39,299	3,000	1,600	43,899	1,027	158	80	1,265	1902
830	550	1,280	2,710	44	55	54	153	1903
13,690	1,160	5,000	19,850	783	58	150	991	1904
139,520	5,053	18,900	163,473	3,808	225	737	4,770	1905
85,560	16	14,150	99,726	4,134	2	801	4,937	1906
4,373	600	43,492	48,465	199	30	2,190	2,419	1907*
20,398		7,779	28,177	870		511	1,381	1908
79,485	5,460	52,305	135,250	4,052	254	2,098	6,404	1909
90,790	12,045	12,441	115,276	4,207	524	687	5,418	1910
176,220	27	8,120	184,367	9,390	1	463	9,854	1911
45,140		88,400	133,540	1,788		1,435	3,223	1912
20,235	400	8,162	28,797	731	21	480	1,282	1913

4 GEORGE V., A. 1914

No. 25 (F)—CANADIAN EXPORTS from Canada—

Fiscal Years.	SUGAR.							
	Quantities.				Values.			
	United Kingdom.	United States.	Other Countries.	Totals.	United Kingdom.	United States.	Other Countries.	Totals.
	Lbs.	Lbs.	Lbs.	Lbs.	£	£	£	£
1868								
1869								
1870								
1871								
1872								
1873								
1874								
1875								
1876								
1877								
1878								
1879		47,465		47,465		1,420		1,420
1880		42,366		42,366		1,282		1,282
1881		79,593		79,593		2,391		2,391
1882		1,899	100	1,999		38	10	48
1883		100	690	790		9	48	57
1884			752	752			57	57
1885		90	265	355		9	18	27
1886	5,197	268	1,707	7,172	510	22	161	693
1887	1,950	534	4,508	6,992	160	42	293	495
1888		10,066	1,837	11,903		755	106	861
1889	1,316	812	4,181	6,309	119	58	275	452
1890	310	711	3,566	4,587	27	66	240	333
1891	3,000	266,426	3,185	272,611	270	12,605	169	13,044
1892	33,391	1,011,152	366,600	1,411,143	1,069	40,346	13,702	55,117
1893	120	4,291,361	1,419,029	5,710,510	11	170,206	58,147	228,364
1894	4,890	1,064,500	558,372	1,627,762	252	47,307	25,003	72,532
1895		2,583,930	334,981	2,918,911		99,420	12,934	112,354
1896		290	67,250	67,540		19	2,989	3,008
1897		50	1,986,578	1,986,628		4	76,231	76,235
1898	800	1,627	2,286,772	2,289,199	40	95	98,143	98,278
1899	1,000	44,136	1,247,715	1,292,851	25	2,089	44,049	46,163
1900		13,405	20,121	33,526		855	889	1,744
1901	457,806	333,422	17,824	809,052	22,234	18,167	851	41,252
1902	132,109	137,455	9,742	279,306	3,226	4,288	433	7,947
1903	205,543	54,264	29,311	289,118	5,425	1,493	858	7,776
1904	280	12,965	58,185	71,430	11	1,186	2,000	3,197
1905	94,495	46,449	62,886	203,830	1,310	3,521	3,234	8,065
1906	25,750	394,788	35,772	456,310	895	17,761	1,504	20,160
1907*	553,852	65,305	14,940	639,097	15,613	1,997	683	18,293
1908	700	10,705	6,736	18,141	30	854	281	1,165
1909	24	7,117	21,703	28,844	2	481	870	1,353
1910	16,338	47,725	21,517	85,580	898	4,313	1,002	6,213
1911	292	24	28,709	29,025	16	2	1,507	1,525
1912		9,630	280,555	290,185		419	9,161	9,580
1913		450	70,786	71,236		27	2,604	2,631

* 9 months.

SESSIONAL PAPER No. 10

Manufactures—Continued.

SYRUPS AND MOLASSES.								Fiscal Years.
Quantities.				Values.				
United Kingdom.	United States.	Other Countries.	Totals.	United Kingdom.	United States.	Other Countries.	Totals.	
Galls.	Galls.	Galls.	Galls.	\$	\$	\$	\$	
Not separately stated prior to 1889.								1868
								1869
								1870
								1871
								1872
								1873
								1874
								1875
								1876
								1877
								1878
								1879
								1880
								1881
								1882
								1883
								1884
								1885
								1886
								1887
								1888
	10		10		5		5	1889
	3,890		3,890		1,000		1,000	1890
	3,880	15	3,895		851	6	857	1891
	3,352		3,352		1,577		1,577	1892
	7,133	1,975	9,108		1,115	611	1,726	1893
	3,933	460	4,393		581	247	828	1894
	5,338	6	5,344		773	6	779	1895
	20	38	58		15	25	40	1896
40	14	214	268	20	7	54	81	1897
285	12,174	371	12,830	120	2,101	207	2,428	1898
7,272	43,657	3	50,932	2,115	7,925	7	10,047	1899
	43,792	14,128	57,920		9,978	3,407	13,385	1900
14,360	64,747	2,953	82,060	6,180	12,913	720	19,813	1901
	46,570	190	46,760		10,652	97	10,749	1902
	71,735	3,894	75,629		12,131	896	13,027	1903
	41,163	580	41,743		8,122	230	8,352	1904
	68,454	180	68,634		10,634	60	10,694	1905
	278,965	48	279,013		15,673	8	15,681	1906
	149,764		149,764		18,355		18,355	1907*
	110,004	65	110,069		1,865	25	1,890	1908
120	121,503		121,623	25	13,328		13,353	1909
30	201,606	229	201,865	12	13,594	161	13,767	1910
311	41,837	976	43,124	147	5,468	497	6,112	1911
	130,148	62	130,210		9,833	25	9,858	1912
	183,449	310	183,759		13,238	100	13,338	1913

4 GEORGE V., A. 1914

No. 25 (F)—CANADIAN EXPORTS from Canada—

Fiscal Years.	TAR.				TIN.			
	Values.				Values.			
	United Kingdom.	United States.	Other Countries.	Totals.	United Kingdom.	United States.	Other Countries.	Totals.
	\$	\$	\$	\$	\$	\$	\$	\$
1868								
1869								
1870								
1871								
1872								
1873								
1874								
1875								
1876								
1877								
1878								
1879								
1880								
1881								
1882								
1883								
1884								
1885								
1886								
1887								
1888								
1889								
1890		9,701	5,372	15,073		632	5,778	6,410
1891		31,111	191	31,302	2,585	244	9,786	12,615
1892		24,025	157	24,182	10	256	4,849	5,115
1893	85	15,904	883	16,872	373	670	5,117	6,160
1894		12,804	848	13,652	150	2,344	3,663	6,157
1895		13,548	421	13,969	289	5,275	3,967	9,531
1896	50	20,615	1,091	21,756	52	668	5,057	5,777
1897		20,238	1,328	21,566		1,147	1,617	2,764
1898		25,020	1,196	26,216	346	2,323	2,909	5,578
1899		19,419	3,891	23,310	161	2,262	736	3,159
1900		12,814	4,159	16,973	299	1,852	1,321	3,472
1901	25	12,429	10,093	22,547	1,993	6,194	6,294	14,481
1902	200	14,891	938	16,029	65	7,968	18,491	26,524
1903	215	25,015	12,400	37,630	3,256	22,353	45,590	71,199
1904	29	24,299	3,427	27,755	636	14,618	52,275	67,529
1905		12,346	16,300	28,646	1,850	8,893	26,792	37,535
1906	1,595	44,133	52,749	98,477	87	15,511	6,508	22,106
1907*		12,071	78,267	90,338	922	1,749	5,717	8,388
1908		31,866	37,628	69,494	1,063	16,588	2,437	20,088
1909	815	19,701	84,385	104,902	869	20,673	3,323	24,865
1910		25,419	57,188	82,607	596	40,121	2,893	43,610
1911	150	15,912	42,360	58,422	1,552	10,508	6,566	18,626
1912		32,589	9,186	41,775	3,183	34,563	5,510	43,256
1913		19,171	50,798	69,969	2,898	51,253	7,949	62,100

Not separately stated prior to 1890.

* 9 months.

SESSIONAL PAPER No. 10

Manufactures—Continued.

TOBACCO.								Fiscal Years.
Quantities.				Values.				
United Kingdom.	United States.	Other Countries.	Totals.	United Kingdom.	United States.	Other Countries.	Totals.	
Lbs.	Lbs.	Lbs.	Lbs.	\$	\$	\$	\$	
255	20,069	252,078	272,402	110	3,023	29,207	32,340	1868
.....	15,000	215,601	230,601	1,933	36,903	38,836	1869
17,562	14,406	388,927	420,895	2,785	2,965	64,129	69,879	1870
72,985	117,886	414,392	605,263	15,489	22,238	73,424	111,151	1871
31,448	21,429	588,687	641,564	5,521	3,210	90,993	99,724	1872
75,206	10,851	287,870	373,927	15,571	2,343	53,944	71,858	1873
83,433	6,668	263,345	353,446	17,869	1,183	48,249	67,301	1874
164,973	2,754	279,607	447,334	36,409	875	60,146	97,430	1875
66,252	131,476	264,466	462,194	10,793	16,385	50,279	77,457	1876
9,734	15,225	431,430	456,389	3,394	2,135	75,115	80,644	1877
6,540	168,343	197,502	402,385	8,064	36,519	36,427	81,010	1878
5,627	229,958	178,198	414,383	1,427	27,646	27,765	56,838	1879
9,345	271,567	128,261	409,173	3,493	17,824	19,182	40,499	1880
40,014	123,261	165,527	328,802	7,307	12,595	24,901	44,803	1881
8,635	224,145	412,941	695,721	10,639	21,723	34,789	67,151	1882
1,087	277,857	323,539	652,483	10,118	32,617	31,302	74,037	1883
8,600	112,027	491,290	611,917	1,435	7,277	22,212	30,924	1884
18,658	48,585	419,894	487,137	8,032	2,796	23,894	34,722	1885
11,887	78,235	275,936	366,058	2,538	5,303	23,656	31,497	1886
1,518	71,089	498,136	570,743	950	4,381	12,382	17,713	1887
1,887	76,044	395,639	473,570	1,186	14,167	11,417	26,770	1888
4,039	47,533	223,115	274,687	1,263	8,080	16,564	25,907	1889
22,098	41,310	625,786	689,194	2,464	2,748	23,065	28,277	1890
24,632	11,474	286,758	322,864	1,846	928	14,041	16,815	1891
12,211	15,700	228,716	256,627	2,751	1,088	12,730	16,569	1892
12,570	25,672	543,489	581,731	2,799	2,004	45,046	49,849	1893
17,741	91,081	639,296	748,118	3,117	5,102	92,659	100,878	1894
8,671	124,551	321,895	455,117	4,828	7,500	72,640	84,968	1895
12,347	166,698	322,121	501,166	2,289	13,557	57,424	73,270	1896
10,521	203,121	325,572	539,214	2,989	11,651	53,962	68,602	1897
13,868	182,916	342,334	539,118	5,972	15,686	47,590	69,248	1898
46,803	315,902	169,352	532,057	12,017	18,689	41,710	72,416	1899
29,921	209,879	179,707	419,507	11,244	30,935	55,070	97,249	1900
78,807	339,828	272,888	691,523	13,969	54,313	46,756	115,038	1901
18,036	207,057	210,075	435,168	9,068	5,750	45,724	60,542	1902
.....	12,132	13,891	38,526	64,549	1903
.....	13,230	11,743	48,795	73,768	1904
.....	17,025	11,384	53,775	82,184	1905
.....	21,427	22,598	38,955	82,980	1906
.....	13,021	18,206	29,937	61,164	1907*
.....	5,099	10,034	49,454	64,587	1908
.....	12,152	12,017	32,534	56,703	1909
.....	12,402	12,150	7,786	32,338	1910
.....	13,029	14,537	21,083	48,649	1911
.....	6,236	17,448	26,947	50,631	1912
.....	3,381	25,217	42,615	71,213	1913

4 GEORGE V., A. 1914

No. 25 (F)—CANADIAN EXPORTS from Canada—

Fiscal Years.	Tow.							
	Quantities.				Values.			
	United Kingdom.	United States.	Other Countries.	Totals.	United Kingdom.	United States.	Other Countries.	Totals.
	Cwt.	Cwt.	Cwt.	Cwt.	\$	\$	\$	\$
1868								
1869								
1870								
1871								
1872								
1873								
1874								
1875								
1876								
1877								
1878								
1879								
1880								
1881								
1882								
1883								
1884								
1885								
1886								
1887								
1888								
1889								
1890		12,990		12,990		95,698		95,698
1891		15,565		15,565		99,299		99,299
1892		19,014		19,014		114,653		114,653
1893	47	18,291		18,338	375	116,768		117,143
1894	707	8,892		9,599	7,623	63,800		71,423
1895	991	12,872		13,863	8,917	83,231		92,148
1896	2,526	15,853		18,379	6,189	87,006		93,195
1897	300	18,535		18,835	350	84,378		84,728
1898		11,281		11,281		43,847		43,847
1899		8,536		8,536		50,566		50,566
1900		11,749		11,749		79,619		79,619
1901	10	600	2	612	64	4,206	10	4,280
1902		3,131		3,131		23,548		23,548
1903		555		555		3,943		3,943
1904		1,701		1,701		10,624		10,624
1905	1	4,388		4,389	20	26,374		26,394
1906		1,383		1,383		12,786		12,786
1907*		621		621		4,983		4,983
1908		11,494		11,494		9,324		9,324
1909	14	859		873	75	6,502		6,577
1910		496		496		2,333		2,333
1911	873	2,785		3,658	1,922	11,392		13,314
1912	3,440	1,944	1,142	6,526	7,732	11,554	11,169	30,455
1913	955	730		1,685	3,720	4,892		8,612

* 9 months.

Manufactures.—Continued.

WOOD—BARRELS.				WOOD—DOORS, SASHES AND BLINDS.				Fiscal Years.
Values.				Values.				
United Kingdom.	United States.	Other Countries.	Totals.	United Kingdom.	United States.	Other Countries.	Totals.	
\$	\$	\$	\$	\$	\$	\$	\$	
				Included with "Wood—All Other, N. E. S." prior to 1876.				1868
								1869
								1870
								1871
								1872
								1873
								1874
								1875
Included with "Wood—All Other, N. E. S." prior to 1888.					9,834	625	10,459	1876
					12,583		12,583	1877
				12,181	20,690	3,906	36,777	1878
				12,564	4,961	2,500	20,025	1879
				18,258	4,219	265	22,742	1880
				16,108	5,014	1,158	22,280	1881
				23,013	15,138	1,846	39,997	1882
				16,389	3,085	2,673	22,147	1883
				49,416	2,592	7,637	59,645	1884
				44,860	478	1,340	46,678	1885
				28,622	1,913	2,535	33,070	1886
				33,506	1,664	30	35,200	1887
4,417	10,627	3,161	18,205	54,201	1,193	8,770	64,164	1888
1,344	12,224	4,441	18,009	23,701	21,643	7,545	52,889	1889
4,160	13,136	2,018	19,314	69,380		94	69,474	1890
100	11,432	1,901	13,433	85,620	293	537	86,450	1891
	17,149	2,169	19,318	115,967	2,697	4,480	123,144	1892
3,512	10,631	2,785	16,928	109,099	1,441	19,809	130,349	1893
550	4,178	3,399	8,127	135,454	1,892	20,850	158,196	1894
178	6,499	2,335	9,012	130,790	736	7,876	139,402	1895
133	4,871	519	5,223	168,673	1,150	20,181	190,004	1896
125	2,299	907	3,331	273,989	1,288	9,884	285,161	1897
	1,839	1,574	3,413	302,291	80	22,121	324,492	1898
6	1,506	914	2,426	360,592	449	17,165	378,206	1899
100	4,548	2,757	7,405	287,602	256	11,496	299,354	1900
1,354	6,496	2,540	10,390	164,903	20,887	8,372	194,162	1901
73	2,035	2,822	4,930	231,770	10,152	61,727	303,649	1902
107	2,012	1,934	4,103	249,351	22,296	60,312	331,959	1903
4,287	3,812	920	9,019	153,567	3,364	30,627	187,558	1904
594	5,788	1,270	7,652	76,190	8,130	43,745	128,065	1905
1,636	9,622	1,086	12,344	84,651	16,589	61,841	163,081	1906
95	1,950	1,751	3,796	64,474	198	15,442	80,114	1907*
296	10,847	2,688	13,831	105,829	483	3,593	129,905	1908
1,044	13,809	7,557	22,410	54,385	483	8,138	63,006	1909
560	11,029	16,093	27,682	24,116	1,136	3,917	29,169	1910
140	7,284	8,279	15,703	9,696	2,694	7,936	20,326	1911
541	15,562	1,997	18,100	13,462	685	8,029	22,176	1912
629	19,008	9,266	28,903	6,693	1,096	3,194	11,283	1913

4 GEORGE V., A. 1914

No. 25 (F)—CANADIAN EXPORTS from Canada—

Fiscal Years.	WOOD—HOUSEHOLD FURNITURE.				WOOD—MATCHES AND MATCH SPLITS.			
	Values.				Values.			
	United Kingdom.	United States.	Other Countries.	Totals.	United Kingdom.	United States.	Other Countries.	Totals.
	\$	\$	\$	\$	\$	\$	\$	\$
1868	Included with "Wood—All Other, N. E.S." prior to 1876.				Included with "Wood—All Other, N. E.S." prior to 1890.			
1869								
1870								
1871								
1872								
1873								
1874								
1875								
1876	345	85,948	1,047	87,340				
1877	6,321	133,825	2,210	142,356				
1878	7,884	69,200	2,806	79,890				
1879	8,762	86,722	504	95,988				
1880	3,256	114,077	1,628	118,961				
1881	2,932	96,724	731	100,387				
1882	7,142	98,730	982	106,854				
1883	3,575	129,169	1,188	133,932				
1884	8,187	121,543	1,975	131,705				
1885	21,424	147,416	275	169,115				
1886	17,802	205,437	1,784	225,023				
1887	36,200	203,512	4,182	243,894				
1888	12,258	173,215	1,925	187,398				
1889	25,172	163,394	4,384	192,950				
1890	41,684	132,197	2,493	176,374	94,197	13,693	6,802	114,692
1891	23,024	107,062	3,619	133,705	140,851	21,880	5,499	168,230
1892	17,419	43,418	2,964	63,801	162,028	28,102	5,741	195,871
1893	33,350	123,872	17,399	174,621	159,224	35,818	9,368	204,410
1894	37,083	56,290	39,277	132,650	182,370	26,107	7,558	216,035
1895	43,730	33,934	19,341	97,005	124,395	36,478	11,280	172,153
1896	31,348	28,625	15,474	75,447	178,648	8,793	8,395	195,836
1897	65,990	20,355	29,518	115,863	136,384	4,072	10,820	151,276
1898	167,321	13,973	60,883	242,177	187,748	4,113	3,909	195,770
1899	271,786	19,796	59,897	351,479	253,867	2,591	1,523	257,981
1900	238,657	46,370	95,002	380,029	78,969	20,814	4,178	103,961
1901	163,538	18,968	57,765	240,271	81,387	5,012	2,531	88,930
1902	181,773	17,888	79,599	279,260	45,887	442	5,338	51,667
1903	227,424	14,754	116,884	359,062	110,117	567	1,327	112,011
1904	168,745	22,542	148,964	340,251	186,832	31	5,689	192,552
1905	128,032	16,251	160,210	304,493	147,714	69	3,983	151,766
1906	122,913	14,576	146,117	283,606	105,314	2,132	1,666	109,112
1907*	54,041	9,393	74,665	138,099	37,224	76	1,460	38,760
1908	45,831	31,283	97,391	174,505	82,518	20	866	83,404
1909	52,700	22,561	201,263	276,524	53,514	779	1,544	55,837
1910	48,327	27,934	178,971	255,232	95,539	10,301	15,525	121,365
1911	24,200	22,952	205,184	252,336	83,611	297	1,755	85,663
1912	44,273	26,276	264,805	335,354	10,332	83	264	10,679
1913	23,746	26,111	331,649	381,506	164	1,587	685	2,436

* 9 months.

SESSIONAL PAPER No. 10

Manufactures—Continued.

WOOD—MOULDINGS, TRIMMINGS AND OTHER HOUSE FURNISHINGS.				WOOD—PAIS, TUBS, CHURNS AND OTHER HOLLOW WOODENWARE.				Fiscal Years.
Values.				Values.				
United Kingdom.	United States.	Other Countries.	Totals.	United Kingdom.	United States.	Other Countries.	Totals.	
\$	\$	\$	\$	\$	\$	\$	\$	
Included with "Wood—All Other, N.E.S." prior to 1889.				Included with "Wood—All Other, N.E.S." prior to 1885.				1868
								1869
								1870
								1871
								1872
								1873
								1874
								1875
								1876
								1877
								1878
								1879
								1880
								1881
								1882
								1883
								1884
				2,183	2,568	259	5,010	1885
				1,553	1,829	227	3,609	1886
				3,729	2,081	44	5,854	1887
				6,633	3,888	417	10,938	1888
3,055	3,567	594	7,216	6,186	3,345	189	9,711	1889
6,655	1,179	3,836	11,670	9,053	4,912	110	14,075	1890
3,684	1,459	5,143	8,129	1,690	8,084	17,903	1891
3,930	978	1,325	6,233	7,058	351	47	7,456	1892
15,056	1,845	5,982	22,883	10,811	30	60	10,901	1893
17,310	3,024	15,147	35,481	2,049	1,018	2,547	5,614	1894
19,108	926	6,344	26,378	4,355	736	1,935	7,026	1895
15,507	2,064	547	18,118	10,776	657	169	11,602	1896
14,933	752	436	16,121	10,371	489	1,929	12,789	1897
11,520	523	2,736	14,779	16,665	1,858	1,143	19,666	1898
18,954	180	2,332	21,466	37,516	261	587	38,364	1899
3,821	1,273	10,345	15,439	32,419	1,177	3,248	36,844	1900
9,844	316	1,691	11,851	7,858	1,546	2,716	12,120	1901
1,521	11,767	13,288	3,331	1,144	1,888	6,363	1902
16,919	288	4,320	21,527	3,754	36	2,965	6,755	1903
2,866	4,997	7,863	650	875	7,932	9,457	1904
520	137	3,153	3,810	1,720	230	3,262	5,212	1905
388	197	4,504	5,089	3,221	1,811	2,894	7,926	1906
7,926	501	2,129	10,556	1,503	590	2,437	4,530	1907*
799	580	6,938	8,317	5,830	1,168	2,851	9,849	1908
3	429	1,506	1,938	330	150	6,850	7,330	1909
45	347	3,163	3,555	2,633	451	10,265	13,349	1910
.....	7	1,779	1,786	2,438	926	11,686	15,050	1911
506	9	2,302	2,817	782	102	6,432	7,316	1912
.....	1,767	1,767	230	725	5,910	6,865	1913

4 GEORGE V., A. 1914

No. 25 (F)—CANADIAN EXPORTS from Canada—

Fiscal Years.	WOOD—WOOD PULP.							
	Quantities.				Values.			
	United Kingdom.	United States.	Other Countries.	Totals.	United Kingdom.	United States.	Other Countries.	Totals.
	Cwt.	Cwt.	Cwt.	Cwt.	\$	\$	\$	\$
1868								
1869								
1870								
1871								
1872								
1873								
1874								
1875								
1876								
1877								
1878								
1879								
1880								
1881								
1882								
1883								
1884								
1885								
1886								
1887								
1888								
1889								
1890					460	147,098	20,622	168,180
1891						280,619		280,619
1892						355,303		355,303
1893					1,640	454,253		455,893
1894					178,255	368,256	706	547,217
1895					251,848	336,385	2,641	590,874
1896					113,557	557,085	5,135	675,777
1897					164,138	576,720	1,101	741,959
1898					676,100	534,305	16	1,210,421
1899					671,704	578,229	24,343	1,274,276
1900					562,178	1,193,753	60,085	1,816,016
1901					954,722	937,330	65,155	1,937,207
1902					818,580	1,170,400	57,418	2,046,398
1903					1,129,173	1,795,768	226,002	3,150,943
1904					548,720	1,807,442	52,912	2,499,074
1905					680,199	2,694,122	24,837	3,399,158
1906					998,702	2,419,628	59,820	3,478,150
1907*					558,609	2,397,448	28,888	2,984,945
1908	987,258	3,803,399	20,506	4,811,163	485,199	3,545,530	7,123	4,037,852
1909	1,668,569	3,079,033	241,492	4,989,094	1,084,720	3,064,879	157,330	4,306,929
1910	1,703,237	4,012,838	187,381	5,903,456	931,150	4,175,309	98,138	5,204,597
1911	962,878	5,390,349	235,428	6,588,655	496,928	5,094,589	124,015	5,715,532
1912	1,296,183	4,562,624		5,858,807	674,361	4,419,944		5,094,305
1913	1,434,971	4,369,330	57,875	5,862,176	828,133	4,576,279	105,132	5,509,544

Included with "Wood—All Other, N. E. S." prior to 1890.

* 9 months.

SESSIONAL PAPER No. 10

Manufactures—Continued.

WOOD—SPOOL WOOD AND SPOOLS.				WOOD—ALL OTHER, N.E.S. (a)				Fiscal Years.
Values.				Values.				
United Kingdom.	United States.	Other Countries.	Totals.	United Kingdom.	United States.	Other Countries.	Totals.	
\$	\$	\$	\$	\$	\$	\$	\$	
				6,895	32,853	31,745	71,493	1865
				12,814	32,847	19,376	65,037	1869
				15,707	42,468	28,357	86,532	1870
				21,179	64,865	38,135	124,179	1871
				19,896	110,205	22,362	152,463	1872
				11,689	64,568	21,360	98,617	1873
				15,910	46,918	7,739	70,567	1874
				9,300	83,449	14,814	107,563	1875
				19,476	51,567	27,344	98,387	1876
				39,835	64,381	38,299	142,515	1877
				106,738	55,745	30,043	192,526	1878
				108,663	56,640	19,502	184,805	1879
				147,608	98,885	21,542	268,035	1880
				126,669	144,681	20,307	291,657	1881
				182,868	153,038	18,137	354,043	1882
				227,531	122,373	34,892	384,796	1883
				196,316	173,081	60,948	430,345	1884
				199,816	221,734	43,646	465,196	1885
				142,837	208,027	25,025	375,889	1886
				86,396	179,594	22,274	288,264	1887
				133,160	214,439	24,396	371,995	1888
				186,462	206,339	23,382	416,183	1889
88,356	10,363		98,724	42,454	135,280	20,229	197,963	1890
76,007	14,651		90,658	64,555	128,795	29,957	223,307	1891
92,962	18,308		111,270	86,106	164,354	13,567	204,027	1892
67,939	14,924		82,863	87,877	55,311	38,954	182,142	1893
61,193	5,291		66,484	111,569	32,750	34,076	178,395	1894
75,014	111		75,125	101,446	55,968	15,233	172,647	1895
99,022			99,022	213,838	37,996	31,945	283,779	1896
85,713	57		85,770	162,064	59,698	18,285	240,047	1897
76,617		40	76,657	232,770	26,838	25,056	284,664	1898
166,955	2,428		169,383	242,850	49,193	34,084	326,127	1899
63,559	345		63,904	263,196	100,202	40,892	404,290	1900
87,321	4,131	187	91,639	227,994	66,602	81,522	376,118	1901
105,012	1,049	2,370	108,431	270,462	52,586	52,809	375,857	1902
112,606	9,569		122,175	236,643	80,735	48,039	365,417	1903
82,377	25		82,402	275,718	66,375	52,954	395,047	1904
82,534	200	1,944	84,678	188,523	74,293	69,388	332,204	1905
184,779	884		185,663	170,866	77,110	119,970	367,946	1906
44,970	775		45,745	119,843	40,987	112,562	303,392	1907*
22,316	2,981		25,297	225,686	85,195	203,954	514,835	1908
39,860	115		39,975	181,650	63,741	61,881	307,272	1909
80,438	174	365	80,977	202,532	62,631	93,755	358,918	1910
94,602	450		95,052	237,050	78,952	143,856	459,858	1911
53,825	321		54,146	208,993	91,086	177,845	477,924	1912
57,118	255		57,373	225,278	81,094	120,224	426,596	1913

(a) Includes "Doors, Sashes and Blinds" and "Household Furniture" prior to 1876; "Pails, Tubs, Churns &c." prior to 1885; "Barrels" prior to 1883; "Mouldings, Trimmings &c", prior to 1889, and "Matches and Match Splints", "Wood Pulp" and "Spool Wood and Spools" prior to 1890.

4 GEORGE V., A. 1914

No. 25 (F)—CANADIAN EXPORTS from Canada—

Fiscal Years.	TOTAL WOOD, MANUFACTURED.				WOOLLENS.			
	Values.				Values.			
	United Kingdom.	United States.	Other Countries.	Totals.	United Kingdom.	United States.	Other Countries.	Totals.
	\$	\$	\$	\$	\$	\$	\$	\$
1868	6,895	32,853	31,745	71,493	1,602	7,743	19,530	28,875
1869	12,814	32,847	19,376	65,037	9,296	8,994	6,163	24,453
1870	15,707	42,468	28,357	86,532	2,043	11,524	21,203	34,770
1871	21,179	64,865	38,135	124,179	2,411	2,249	26,443	31,103
1872	19,896	110,205	22,362	152,463	2,799	4,422	28,241	35,462
1873	11,689	65,568	21,360	98,617	5,183	23,833	23,764	52,780
1874	15,910	46,918	7,739	70,567	9,782	10,149	6,790	26,721
1875	9,300	83,449	14,814	107,563	4,359	7,866	5,729	17,954
1876	19,821	147,349	29,016	196,186	34,473	4,208	6,568	45,249
1877	46,156	210,789	40,509	297,454	14,396	1,667	22,589	38,652
1878	126,803	145,635	36,755	309,193	5,852	2,694	25,351	33,897
1879	129,989	148,323	22,506	300,818	5,007	824	29,294	35,125
1880	169,122	217,181	23,435	409,738	4,173	7,869	20,645	32,687
1881	145,709	246,419	22,196	414,324	2,983	2,592	16,106	21,681
1882	213,023	266,906	20,965	500,894	1,788	7,942	16,022	25,752
1883	247,495	254,627	38,753	540,875	3,013	8,532	19,751	31,296
1884	253,919	297,216	70,560	621,695	15,348	2,321	23,391	41,060
1885	268,283	372,196	45,520	685,999	27,057	2,849	25,827	55,733
1886	190,814	417,206	29,571	637,591	5,608	5,739	16,936	28,283
1887	159,831	386,851	26,530	573,212	7,903	3,027	14,163	25,093
1888	210,669	403,362	38,669	652,700	4,274	18,814	21,807	44,895
1889	245,920	410,512	40,526	696,958	14,763	11,309	16,007	42,079
1890	356,399	457,863	56,204	870,466	6,919	2,390	10,681	19,990
1891	406,970	566,422	51,056	1,024,448	11,613	9,161	17,754	38,528
1892	485,470	570,660	30,293	1,086,423	7,965	42,922	29,757	80,644
1893	488,508	698,125	94,357	1,280,990	6,358	1,645	27,989	35,992
1894	725,333	498,806	123,560	1,348,199	4,417	2,201	23,644	30,262
1895	750,864	471,773	66,985	1,289,622	7,830	42,610	21,502	71,942
1896	831,502	641,241	82,365	1,555,108	3,829	35,476	23,088	62,393
1897	913,707	665,730	72,880	1,652,317	11,855	5,533	30,496	47,884
1898	1,671,032	583,529	117,478	2,372,039	4,852	15,491	14,758	35,101
1899	2,024,230	654,633	140,845	2,819,708	4,710	7,426	15,469	27,605
1900	1,530,501	1,368,738	228,003	3,127,242	18,189	5,962	23,610	47,761
1901	1,678,921	1,061,288	222,479	2,962,688	8,287	34,089	14,673	57,049
1902	1,658,409	1,255,696	275,738	3,189,843	23,263	16,651	20,016	59,930
1903	2,086,094	1,926,025	461,833	4,473,952	16,206	17,940	21,746	55,892
1904	1,423,762	1,904,466	304,995	3,633,223	6,403	12,383	38,218	57,004
1905	1,306,026	2,799,220	311,792	4,417,038	8,384	9,626	40,289	58,299
1906	1,672,470	2,542,549	397,898	4,612,917	4,222	18,232	45,514	67,968
1907*	888,685	2,451,918	269,334	3,609,937	2,570	7,416	19,827	29,813
1908	974,304	3,678,087	345,404	4,997,795	13,555	15,369	27,520	56,444
1909	1,468,206	3,166,946	446,069	5,081,221	13,224	43,754	17,680	74,658
1910	1,385,340	4,289,312	420,192	6,094,844	8,044	28,477	26,127	62,648
1911	948,665	5,208,151	504,490	6,661,306	7,896	24,704	11,014	43,614
1912	1,007,075	4,554,068	461,674	6,022,817	9,199	30,597	20,159	59,955
1913	1,141,991	4,706,155	578,127	6,426,273	19,795	23,401	26,243	69,439

*9 months.

SESSIONAL PAPER No. 10

Manufactures—Concluded.

OTHER MANUFACTURES, N.E.S.				TOTAL MANUFACTURES.				Fiscal Years.
Values.				Values.				
United Kingdom.	United States.	Other Countries.	Totals.	United Kingdom.	United States.	Other Countries.	Totals.	
\$	\$	\$	\$	\$	\$	\$	\$	
1,308	121,474	39,562	162,344	1,107,408	682,851	310,152	2,100,411	1868
38	79,901	42,879	122,818	1,385,965	720,774	305,820	2,412,559	1869
17,849	196,320	54,033	268,202	1,009,044	1,086,083	465,243	2,560,370	1870
4,914	218,938	37,832	261,684	942,127	1,091,801	398,822	2,432,750	1871
5,287	217,780	41,763	264,830	799,413	1,439,062	478,024	2,716,499	1872
13,278	231,613	71,205	316,096	1,428,748	1,541,698	639,457	3,609,903	1873
27,053	262,748	65,446	355,247	1,367,944	1,134,345	444,366	2,946,655	1874
8,652	184,971	68,062	261,685	1,571,556	986,604	470,352	3,028,512	1875
22,956	210,083	48,266	281,305	2,965,249	1,047,211	1,135,741	5,148,201	1876
17,468	148,265	59,552	225,285	2,098,817	988,433	1,018,172	4,105,422	1877
47,007	251,547	90,381	388,935	2,224,373	983,027	920,355	4,127,755	1878
63,014	195,112	53,858	311,984	1,107,385	881,685	711,211	2,700,281	1879
49,070	324,421	51,038	428,529	1,386,746	1,283,342	572,529	3,242,617	1880
49,962	412,866	51,140	513,968	1,211,915	1,310,557	552,623	3,075,095	1881
65,872	379,921	69,203	514,996	1,398,147	1,339,614	591,837	3,329,598	1882
47,958	557,483	58,795	664,236	1,211,189	1,603,274	688,757	3,503,220	1883
45,919	500,809	119,273	665,001	1,443,630	1,265,652	868,253	3,577,535	1884
46,936	445,246	78,375	570,557	1,335,706	1,135,741	710,054	3,181,501	1885
72,571	423,013	48,590	544,174	1,026,861	1,207,356	589,920	2,824,137	1886
88,076	414,699	71,401	574,176	1,270,162	1,289,052	520,758	3,079,972	1887
74,121	534,224	78,936	687,281	1,762,894	1,632,025	766,363	4,161,282	1888
43,415	647,761	77,829	769,005	1,679,359	1,822,948	932,642	4,434,949	1889
28,717	310,753	51,904	391,374	1,816,147	2,667,282	1,257,755	5,741,184	1890
59,041	285,823	36,693	381,557	2,252,295	3,006,423	1,037,531	6,296,249	1891
62,426	234,938	54,071	351,435	2,617,472	3,006,708	1,416,808	7,040,988	1892
54,769	400,395	125,218	580,382	2,454,009	3,563,827	1,676,123	7,693,954	1893
56,462	216,665	153,950	427,077	3,120,614	2,448,607	2,123,534	7,692,755	1894
104,793	274,089	64,538	443,420	2,944,280	3,030,449	1,794,146	7,768,877	1895
103,076	291,252	80,365	474,693	3,799,266	3,531,239	2,034,879	9,365,384	1896
99,687	261,164	116,673	477,524	3,617,128	3,213,677	2,691,209	9,522,014	1897
130,356	243,456	102,156	475,968	4,900,806	2,829,510	2,948,000	10,678,316	1898
131,953	269,154	122,293	523,400	5,474,562	3,150,711	3,081,434	11,706,707	1899
455,778	494,865	210,713	1,161,356	5,625,073	4,857,413	3,741,801	14,224,287	1900
555,892	448,154	290,612	1,294,628	6,652,336	4,963,247	4,396,625	16,012,208	1901
879,103	412,247	395,585	1,686,940	7,322,602	6,024,373	5,115,995	18,462,970	1902
164,847	326,860	249,447	741,154	6,728,298	8,236,129	5,660,540	20,624,967	1903
159,597	266,230	317,300	743,127	6,231,094	7,416,498	6,216,457	19,864,049	1904
171,106	360,799	291,238	823,143	6,378,419	8,280,842	6,532,072	21,191,333	1905
218,803	547,689	347,059	1,113,551	7,233,232	9,652,328	7,675,552	24,561,112	1906
188,859	408,776	311,329	908,964	5,036,956	7,924,107	6,126,925	19,087,988	1907*
239,945	524,623	379,215	1,173,783	7,472,357	12,427,258	8,607,509	28,507,124	1908
193,848	514,337	356,494	1,064,679	8,024,305	11,828,241	9,104,501	28,957,050	1909
237,473	785,114	366,726	1,389,313	6,610,756	15,350,280	9,533,880	31,494,916	1910
221,522	657,138	383,836	1,262,496	6,973,820	16,524,005	11,785,293	35,283,118	1911
252,457	637,536	506,449	1,396,442	6,852,710	16,312,751	12,670,823	35,836,284	1912
405,627	896,717	551,918	1,854,262	7,158,746	21,321,458	15,212,504	43,692,708	1913

No. 25 (G)—CANADIAN EXPORTS from Canada—

Fiscal Years.	(A) MISCELLANEOUS ARTICLES. (a)				(B) TOTAL EXPORTS OF MERCHANDISE, THE PRODUCE OF CANADA.			
	Values.				Values.			
	United Kingdom.	United States.	Other Countries.	Totals.	United Kingdom.	United States.	Other Countries.	Totals.
	\$	\$	\$	\$	\$	\$	\$	\$
1868	15,791	271,007	15,482	302,280	17,905,808	22,387,846	5,249,523	45,543,177
1869	14,480	298,186	37,893	350,559	20,486,389	23,640,188	5,196,727	49,323,304
1870	16,437	335,000	20,215	371,652	22,512,991	27,398,930	6,169,271	56,081,192
1871	22,600	342,323	22,631	387,554	21,733,556	26,715,690	6,732,110	55,181,356
1872	73,807	391,691	50,487	515,985	25,223,785	29,984,440	7,735,802	62,944,027
1873	55,053	388,391	26,848	465,292	31,402,234	33,421,725	8,421,647	73,245,606
1874	35,547	358,666	25,587	419,800	35,769,190	30,380,556	7,777,002	73,926,748
1875	54,183	337,426	17,572	409,181	34,199,134	25,683,818	7,607,941	67,490,893
1876	52,946	326,242	14,180	393,368	34,379,005	27,451,150	8,031,694	69,861,849
1877	19,764	287,326	13,726	320,816	35,491,671	22,160,666	8,212,543	65,864,880
1878	31,844	367,133	2,894	401,871	35,861,110	22,131,343	7,747,681	65,740,134
1879	28,802	356,811	1,386	386,999	29,393,424	23,149,909	7,546,246	60,089,578
1880	30,653	608,668	834	640,155	35,208,031	26,762,705	8,125,455	70,096,191
1881	31,106	588,276	2,800	622,182	42,637,219	31,015,109	7,269,051	80,921,379
1882	17,811	514,680	3,444	585,935	39,816,813	41,687,638	8,538,260	90,042,711
1883	19,741	502,050	7,104	528,895	39,538,067	36,096,501	8,651,139	84,285,707
1884	38,958	507,691	14,041	560,690	37,410,870	31,631,622	8,089,587	77,132,079
1885	54,684	485,961	16,726	557,374	36,479,051	32,618,593	7,085,874	76,183,518
1886	47,136	551,503	5,372	604,011	36,694,263	31,503,292	6,777,951	74,975,506
1887	62,884	569,918	11,559	644,361	38,714,331	32,273,033	6,976,656	77,964,020
1888	66,340	701,616	5,921	773,877	33,648,284	37,323,161	7,326,805	78,297,750
1889	53,995	727,273	2,384	783,652	33,504,281	36,449,288	7,248,235	77,201,804
1890	5,352	76,773	381	82,506	41,499,149	33,291,207	7,545,158	82,335,514
1891	360	43,144	1,833	45,337	43,243,784	34,829,436	7,684,524	85,757,744
1892	50	70,621	847	71,518	54,949,055	31,317,857	9,417,341	95,684,253
1893	47,618	45,876	198	93,692	58,409,606	33,813,802	9,783,082	102,006,490
1894	20,052	54,308	967	75,327	60,878,056	29,297,598	10,411,199	100,586,853
1895	14,191	70,617	1,130	85,938	57,903,564	32,303,773	9,321,614	99,528,351
1896	19,968	87,589	1,708	109,265	62,717,941	34,460,428	9,200,383	106,378,752
1897	28,056	33,760	1,715	63,531	69,533,852	39,717,057	10,434,501	119,685,410
1898	6,443	51,562	3,400	61,405	93,065,019	34,361,795	12,494,118	139,920,932
1899	43,458	53,238	2,473	99,169	85,113,681	34,766,955	12,920,626	132,801,262
1900	58,289	117,024	32,757	208,070	96,562,875	52,534,977	14,412,938	163,510,790
1901	27,596	9,305	7,588	44,489	92,857,525	67,933,673	16,590,188	177,431,386
1902	31,056	1,146	397	32,599	109,347,345	66,567,784	20,104,634	196,019,763
1903	21,704	44,655	17,425	83,784	125,199,980	67,766,367	21,435,327	214,401,674
1904	14,203	100,456	7,049	121,708	110,120,892	66,856,885	21,436,662	198,414,439
1905	24,554	9,950	15,171	49,675	97,114,867	70,426,765	23,313,314	190,854,946
1906	45,614	20,234	19,058	84,906	127,456,465	83,546,306	24,481,185	235,483,956
1907*	78,773	59,982	9,253	148,008	98,691,186	62,180,439	19,673,681	180,545,306
1908	25,825	26,289	15,560	67,674	126,194,124	90,814,871	29,951,973	246,960,968
1909	17,830	27,419	9,682	54,931	126,384,724	85,334,806	30,884,054	242,603,584
1910	17,133	64,690	43,338	125,161	135,482,945	104,199,675	35,564,931	279,247,551
1911	25,772	246,896	13,147	285,815	132,156,924	104,115,823	38,043,806	274,316,553
1912	41,462	56,560	13,654	111,676	147,240,413	102,041,222	40,942,222	290,223,857
1913	13,655	80,349	3,307	97,311	170,161,903	139,725,953	45,866,744	355,754,600

* 9 months. (a) Includes "Household Effects" prior to 1890.

SESSIONAL PAPER No. 10

Miscellaneous and Recapitulation.

(C) ESTIMATED SHORT REPORTED	(D) COIN AND BULLION.				(E) GRAND TOTAL EXPORTS, THE PRODUCE OF CANADA.				Fiscal Years.
	Values.				Values.				
	United Kingdom.	United States.	Other Countries.	Totals.	United Kingdom.	United States.	Other Countries.	Totals.	
\$	\$	\$	\$	\$	\$	\$	\$	\$	
2,961,722	889,032	3,975,189	1,947	4,866,168	18,794,846	29,324,757	5,251,470	53,371,067	1868
3,077,468	12,486	4,205,722		4,218,208	20,498,875	30,923,378	5,196,727	56,618,980	1869
2,962,398	1,134,784	6,867,494		8,002,278	23,647,775	37,228,822	6,169,271	67,045,868	1870
2,448,668	2,576,738	4,113,612		6,690,350	24,310,294	33,277,970	6,732,110	64,320,374	1871
2,887,056	5,355	3,388,765	616,278	4,010,398	25,229,140	36,260,261	8,352,080	69,841,481	1872
3,292,419		3,740,957	105,030	3,845,987	31,402,234	40,455,101	8,526,677	80,384,012	1873
2,815,249	67,652	1,928,183		1,995,835	35,836,842	35,123,988	7,777,002	78,737,832	1874
2,218,930		1,039,837		1,039,837	34,199,134	28,942,585	7,607,941	70,749,660	1875
2,629,588	38,017	1,202,020		1,240,037	34,417,022	31,282,758	8,031,694	73,731,474	1876
2,165,666					35,491,671	24,326,332	8,212,543	68,030,546	1877
2,249,666					35,861,110	24,381,009	7,747,681	67,989,800	1878
2,341,447					29,393,424	25,491,356	7,546,245	62,431,025	1879
2,803,506					35,208,031	29,566,211	8,125,455	72,899,697	1880
3,023,322					42,637,219	34,038,431	7,269,051	83,944,701	1881
4,094,946					39,816,813	45,782,584	8,538,260	94,137,657	1882
3,416,724					39,538,067	39,513,225	8,651,139	87,702,431	1883
2,701,019					37,410,870	34,332,641	8,089,587	79,833,098	1884
2,948,217					36,479,051	35,566,810	7,085,874	79,131,735	1885
2,781,198					36,694,263	34,284,490	6,777,951	77,756,704	1886
2,996,889					38,714,331	35,269,922	6,976,656	80,960,909	1887
3,084,322					33,648,284	40,407,483	7,326,305	81,382,072	1888
3,070,652					33,504,281	39,519,940	7,248,235	80,272,456	1889
2,922,072					41,499,149	36,213,279	7,545,158	85,257,586	1890
2,913,994		129,328		129,328	43,243,784	37,872,758	7,684,524	88,801,066	1891
3,348,213		306,447		306,447	54,949,055	34,972,517	9,417,341	99,338,913	1892
3,432,308		309,459		309,459	58,409,606	37,605,569	9,783,082	105,798,257	1893
3,264,911		310,006		310,006	60,878,056	32,872,515	10,411,199	104,161,770	1894
3,300,090		256,571		256,571	57,903,564	35,860,434	9,321,014	103,085,012	1895
3,329,053	1,000	206,447	85	207,532	62,718,941	37,995,928	9,200,468	109,915,337	1896
3,947,130		327,298		327,298	69,533,852	43,991,485	10,434,501	123,959,838	1897
4,627,730		1,045,723		1,045,723	93,065,019	40,035,248	12,494,118	145,594,385	1898
4,559,530	874	1,100,371		1,101,245	85,114,555	40,426,856	12,920,626	138,462,037	1899
5,461,511		1,670,068		1,670,068	96,562,875	59,666,556	14,412,938	170,642,369	1900
					92,857,525	67,983,673	16,590,188	177,431,386	1901
					109,347,345	66,567,784	20,104,634	196,019,763	1902
					125,199,980	67,766,367	21,435,327	214,401,674	1903
					110,120,892	66,856,885	21,436,662	198,414,439	1904
					97,114,867	70,426,765	23,313,314	190,854,946	1905
					127,456,465	83,546,306	24,481,185	235,483,956	1906
					98,691,186	62,180,439	19,673,681	180,545,306	1907*
					126,194,124	90,814,871	29,951,973	246,960,968	1908
	2			2	126,384,726	85,334,806	30,884,054	242,603,586	1909
					139,482,945	104,199,675	35,564,931	279,247,551	1910
					132,156,924	104,115,823	38,043,806	274,316,553	1911
					147,240,413	102,041,222	40,942,222	290,223,857	1912
					170,161,903	139,725,953	45,866,744	355,754,600	1913

After 1900 no estimate is made of the amount short reported in Exports to United States.

After 1900 no estimate is made of the amount short reported in Exports to United States.

† Includes exports from Manitoba, for only three months ended June 30, 1871.

No. 26—ANNUAL Average Export Prices of Principal Articles of

Fiscal Years.	ANIMALS, LIVING.											
	Cattle.		Horses.		Sheep.		Swine, per head	Ashes, pot and pearl, per barrel.	Bones, per cwt.	Barley, per bushel.	Beans, per bushel.	Biscuits and bread, per cwt.
	One year old or less, per head.	Over one year old, per head.	One year old or less, per head.	Over one year old, per head.	One year old or less, per head.	Over one year old, per head.						
	¢	¢	¢	¢	¢	¢						
1890.....	85·32		116·98		4·03		4·70	25·64	·532	·462	1·32	3·06
1891.....	74·49		121·57		3·83		5·85	30·81	·60	·599	1·53	3·62
1892.....	72·30		122·39		4·20		5·77	29·14	·567	·502	1·30	4·72
1893.....	72·23		110·53		3·46		9·87	29·45	·533	·463	1·29	5·36
1894.....	7·28	75·70	99·25	108·80	2·83	3·81	8·48	29·31	·474	·442	1·21	5·93
1895.....	2·84	76·39	76·99	89·59	2·27	7·60	9·39	27·80	·422	·421	1·21	4·12
1896.....	3·93	68·79	64·00	97·05	2·59	7·74	4·03	25·31	·541	·375	1·01	4·62
1897.....	6·25	45·56	74·84	95·41	2·64	4·55	4·10	23·69	·478	·309	·738	4·75
1898.....	8·74	42·95	172·38	104·05	3·09	5·14	6·13	23·08	·561	·358	·73	4·95
1899.....	10·30	44·13	19·09	93·13	3·45	5·18	6·22	28·58	·631	·461	7·85	6·08
1900.....	12·70	49·73	135·94	116·02	3·45	6·06	8·91	29·38	·681	·468	1·07	5·90
1901.....	13·36	59·40	100·42	119·73	3·49	6·61	8·79	31·69	·729	·471	1·35	4·42
1902.....	12·13	60·52	69·00	115·02	3·49	6·42	14·54	25·53	·553	·505	1·47	8·70
1903.....	12·03	65·67	132·86	153·82	3·41	6·01	13·33	30·24	·654	·482	1·56	8·54
1904.....	13·10	66·83	61·35	168·85	3·40	6·10	19·27	38·45	·728	·463	1·59	8·38
1905.....	11·85	68·63	97·45	107·17	3·78	6·67	14·71	38·13	·739	·494	1·28	9·26
1906.....	14·66	66·91	99·51	188·76	4·14	5·95	16·33	33·83	·142	·533	1·58	3·73
1907 (9 months).....	11·33	67·75	50·00	208·57	4·50	7·36	27·36	30·32	·787	·532	1·73	7·96
1908.....	11·61	63·24	63·24	230·09	4·35	7·48	14·39	39·60	·776	·615	1·66	7·50
1909.....	12·04	67·15	86·93	182·51	3·82	6·98	11·10	42·19	·809	·589	1·59	6·18
1910.....	11·92	69·32	297·38	199·79	4·72	8·35	20·11	40·53	·987	·542	1·93	8·05
1911.....	23·13	64·59	119·23	216·66	4·99	6·46	14·81	45·51	1·19	·538	1·76	8·77
1912.....	13·43	66·81	59·72	217·19	4·58	6·15	7·38	42·58	1·33	·642	2·04	7·48
1913.....	9·95	56·15	214·54	245·54	5·62	6·09	7·89	46·25	1·46	·597	2·61	6·53

SESSIONAL PAPER No. 10

Canadian Produce Exported from Canada, 1890 to 1913.

BREADSTUFFS.															
Bran, per cwt.	Buckwheat, per bushel.	Corn, per bushel.	Cornmeal, per barrel.	Malt, per bushel.	Oats, per bushel.	Oatmeal, per barrel.	Pease, whole, per bushel.	Pease, split, per bushel.	Ricemeal, per pound.	Rye, per bushel.	Wheat, per bushel.	Wheat flour, per barrel.	Bricks, per M.	Candles, per pound.	
¢	¢	¢	¢	¢	¢	¢	¢	¢	¢	¢	¢	¢	¢	¢	
81	648	2 94	578	338	3 63	689	709	505	920	4 53	5 64	
859	633	2 77	726	499	3 85	724	923	666	751	4 68	6 94	
777	563	3 13	743	349	4 02	734	941	861	80	4 68	5 45	093	
803	467	827	3 67	683	351	4 00	75	865	014	664	761	4 24	6 78	123	
717	541	893	2 90	621	382	3 50	70	834	01	523	661	3 96	7 33	059	
732	458	933	3 16	698	345	3 44	761	839	017	524	607	3 76	4 78	137	
807	428	363	2 80	774	282	3 31	732	793	01	620	581	3 84	6 40	154	
705	378	433	2 08	839	253	3 05	584	671	011	428	706	3 65	5 78	129	
612	412	455	2 20	620	308	3 14	55	812	007	541	913	4 34	5 62	114	
739	534	346	2 37	677	317	3 31	659	934	01	60	755	3 92	7 60	132	
754	531	552	2 24	1 18	309	3 26	687	942	01	588	712	3 63	6 76	057	
693	53	703	2 52	872	305	3 08	677	960	012	618	706	3 59	7 98	
618	557	582	3 01	931	408	3 75	876	1 14	009	601	715	3 65	8 34	25	
688	557	516	3 21	820	340	3 71	910		01	573	744	3 64	5 83	097	
631	531	477	2 71	952	341	3 70	942		008	54	803	3 86	7 06	092	
668	555	676	3 26	812	364	3 80	913	1 11	009	618	842	4 44	7 50	296	
609	565	538	3 07	809	401	4 08	1 11	1 16	011	50	833	4 03	7 85	061	
712	55	712	2 89	784	409	3 98	1 07	1 31	012	488	80	3 75	10 36	065	
837	648	704	3 07	978	445	4 38	1 13	1 24	014	762	916	4 30	10 85	139	
932	595	762	3 95	1 02	414	4 49	1 06	1 32	012	924	979	4 60	6 18	07	
1 03	581	803	3 29	864	457	4 54	1 26	1 43	017	806	1 06	4 85	6 63	153	
988	515	645	3 07	908	395	4 10	1 56	1 24	012	631	994	4 54	8 69	128	
939	595	1 14	2 99	1 08	430	4 34	1 31	1 28	012	658	971	4 29	8 54	192	
964	530	708	3 47	682	484	4 43	2 27	1 52	015	57	951	4 46	13 10	161	

No. 26—ANNUAL Average Export Prices of Principal Articles of

Fiscal Years.	CARRIAGES, CARTS, WAGONS, &C.					Cider, per gallon.	Coal, per ton.	Coffee, per pound.	Coke, per ton.	COTTON.			
	Automobiles, each.	Bicycles, each.	Carriages, each.	Carts, each.	Wagons, each.					Fabrics, per yard.	Waste, per pound.	Extract of hemlock bark, per barrel.	Bait fish, clam or other, per barrel.
	¢	¢	¢	¢	¢	¢	¢	¢	¢	¢	¢	¢	¢
1890.....			57·80			3·42	·30	3·00	·036	14·41	1·01
1891.....			44·72			3·50	·214	5·00	·028	17·05	4·75
1892.....			80·78			3·38	·213	·029	15·51	2·01
1893.....			63·18			3·43	·20	·031	16·89	3·75
1894.....			81·54	51·32	32·87	3·33	·233	5·00	·03	13·80
1895.....			99·07	48·89	33·62	3·22	·196	4·00	·022	14·87	2·00
1896.....			110·16	49·87	36·61	3·17	·261	3·89	·021	17·04	4·61
1897.....		43·88	95·13	46·47	47·91	·104	3·02	·170	2·04	·021	15·92	1·60
1898.....		43·44	88·41	37·39	32·67	·40	3·02	·125	2·03	·021	14·38	5·00
1899.....		39·51	101·95	40·82	79·19	·094	3·12	·091	3·53	·056	·018	11·90	2·13
1900.....		33·42	120·07	38·31	58·54	·302	2·80	·141	3·31	·075	·018	12·02	1·42
1901.....		33·12	79·26	34·01	53·21	·253	2·81	·332	3·21	·082	·022	11·95	2·87
1902.....		31·97	71·03	29·48	81·11	·151	2·68	·149	3·16	·073	·02	11·92	1·26
1903.....		30·56	90·27	35·27	68·27	·14	2·75	·146	2·99	·099	·022	12·12	1·4
1904.....		27·79	82·94	33·11	53·39	·219	2·64	·233	3·87	·127	·034	12·05	1·51
1905.....		25·06	82·51	21·55	60·82	·16	2·37	·309	3·69	·082	·04	12·06	1·63
1906.....	945·20	25·81	80·72	22·23	55·07	·154	2·55	·147	4·73	·082	·046	13·13	1·92
1907 (9 mos.)	897·26	23·91	84·53	37·26	29·25	·16	2·60	·088	4·56	·132	·035	12·57	1·93
1908.....	1252·84	22·25	103·64	28·84	55·12	·17	2·56	·18	4·32	·168	·037	12·45	1·92
1909.....	1107·57	11·87	86·17	29·90	57·64	·206	2·79	·216	4·82	·122	·033	12·04	3·09
1910.....	1170·55	31·99	81·88	36·56	57·41	·12	2·74	·193	4·45	·128	·034	12·29	1·98
1911.....	950·13	37·42	55·40	51·20	57·92	·149	2·59	·195	4·27	·191	·029	11·97	2·77
1912.....	763·57	64·36	51·02	36·83	51·68	·176	2·90	·178	4·34	·167	·034	11·93	1·89
1913.....	606·70	99·17	50·22	23·73	51·97	·118	2·70	·137	4·34	·204	·027	10·16	1·40

SESSIONAL PAPER No. 10

Canadian Produce Exported from Canada, 1890 to 1913—*Continued.*

FISH.

Codfish, dry salted, per cwt.	Halibut, fresh, per pound.	Herrings, fresh, per pound.	Herrings, pickled, per barrel.	Herrings, smoked, per pound.	Lobsters, canned, per pound.	Lobsters, fresh, per barrel.	Mackerel, fresh, per pound.	Mackerel, pickled, per barrel.	Salmon, canned, per pound.	Salmon, fresh, per pound.	Salmon, pickled, per barrel.	Salmon, trout or lake trout, per pound.	Sea fish, other fresh, per pound.	Sea fish, other preserved, per pound.	Tongues and sounds, per barrel.
\$	\$	\$	\$	\$	\$	\$	\$	\$	\$	\$	\$	\$	\$	\$	\$
4.17	.059	.003	3.39	.018	.125	4.79	.052	14.43	.115	.113	14.39043	.042	11.98
4.26	.061	.006	3.29	.021	.146	4.75	.042	10.63	.11	.106	13.41042	.117
4.56	.072	.003	3.92	.019	.162	5.46	.058	8.35	.101	.11	14.21036	.08	15.41
4.23	.076	.004	3.61	.015	.141	6.40	.044	9.71	.106	.101	15.72	.039	.044	.142	9.03
4.43	.072	.005	3.19	.019	.154	5.93	.054	9.03	.099	.094	13.54	.038	.022	.439	8.91
4.18	.044	.003	3.06	.02	.149	7.50	.043	9.51	.098	.093	12.17	.037	.021	.085	6.09
4.03	.044	.002	2.85	.017	.148	8.01	.036	12.87	.113	.096	11.95	.038	.03	.041	7.25
3.78	.052	.003	2.77	.019	.183	9.84	.051	10.87	.102	.094	15.32	.039	.037	.047	7.67
3.62	.057	.004	3.27	.017	.192	8.75	.043	11.97	.082	.087	6.43	.038	.034	.022	8.13
3.94	.063	.003	3.52	.02	.21	11.53	.059	12.39	.092	.10	8.29	.034	.039	.023	19.20
4.06	.06	.005	3.44	.02	.226	10.30	.055	13.15	.078	.086	9.51	.033	.059	.035	12.39
3.77	.047	.01	3.66	.024	.204	6.09	.048	7.06	.082	.09	9.75	.047	.016	.038	8.06
4.16	.041	.005	3.70	.021	.212	10.27	.035	7.79	.102	.093	4.51	.062	.037	.047	12.03
4.11	.063	.005	3.36	.022	.225	11.96	.027	11.63	.111	.10	7.23	.044	.045	.044	15.85
4.39	.043	.009	3.43	.029	.236	11.31	.051	10.29	.113	.109	4.97	.038	.03	.055	11.50
5.16	.039	.007	3.44	.023	.234	11.44	.059	10.98	.129	.103	3.67	.042	.049	.054	10.11
5.75	.047	.005	3.47	.025	.27	11.81	.039	8.35	.108	.102	2.39	.036	.05	.046	11.53
5.50	.04	.005	4.29	.027	.26	12.16	.044	8.04	.129	.092	9.19	.042	.057	.039	13.10
5.77	.04	.006	2.68	.023	.28	13.32	.047	12.37	.12	.105	8.33	.043	.048	.060	26.91
4.83	.04	.006	2.35	.026	.296	13.48	.064	8.39	.136	.106	9.39	.055	.033	.038	26.57
4.60	.053	.008	2.28	.024	.27	12.83	.053	11.10	.126	.095	6.92	.053	.060	.041	17.61
5.53	.054	.014	2.58	.027	.285	14.73	.063	14.74	.143	.089	8.04	.053	.053	.038	25.55
6.28	.056	.009	2.96	.023	.309	12.83	.066	14.45	.127	.097	16.87	.060	.057	.024	19.34
6.09	.051	.007	4.78	.028	.330	15.99	.056	12.78	.151	.095	22.05	.055	.059	.039	25.67

4 GEORGE V., A. 1914

No. 26—ANNUAL Average Export Prices of Principal Articles of

Fiscal Years.	FLAX, HEMP AND TOW.			FRUITS.			Grease and scraps, per pound.	Gunpowder: Explosives and fulminates, per pound.	Hay, per ton.	Honey, per pound.	Hops, per pound.
	Flax, per cwt.	Hemp, undressed, per cwt.	Tow, per cwt.	Apples, dried, per pound.	Apples, green, per barrel.	Nuts, per pound.					
1890.....	8.28	10.00	7.37	.054	2.62009	1.00	9.28	.138	.136
1891.....	8.29	7.69	6.38	.061	3.08	.042	.016	.492	8.60	.096	.195
1892.....	2.92	6.03	.056	2.09	.10	.013	.374	9.43	.101	.170
1893.....	3.56	14.81	6.39	.057	2.30	.041	.013	.446	9.57	.112	.151
1894.....	9.67	1.25	7.44	.069	2.91	.039	.012	.384	9.40	.095	.165
1895.....	9.08	6.65	.059	2.13	.033	.023	.256	7.73	.081	.117
1896.....	8.37	5.07	.047	2.50022	.355	9.21	.072	.175
1897.....	8.01	4.50	.082	1.50	.039	.015	.374	8.78	.106	.141
1898.....	6.78	3.89	.049	2.97	.05	.019	.367	9.65	.097	.141
1899.....	5.93	6.00	5.92	.052	2.44	.044	.031	.346	6.59	.101	.313
1900.....	6.94	9.96	6.78	.05	2.70	.057	.035	.335	8.06	.045	.218
1901.....	7.31	9.89	6.99	.044	2.19	.063	.038	.251	8.29	.105	.209
1902.....	9.80	7.52	.06	3.04	.079	.058	.34	10.16	.098	.231
1903.....	9.08	7.11	7.10	.051	2.76	.061	.075	.674	7.99	.089	.164
1904.....	9.77	9.98	6.25	.053	2.87	.079	.057	.502	8.63	.095	.251
1905.....	3.11	6.41	6.01	.044	2.53	.114	.047	.303	8.32	.094	.127
1906.....	3.55	13.87	9.24	.058	3.35	.125	.05	.283	7.41	.092	.185
1907 (9 months).....	10.47	6.63	8.02	.062	2.69	.104	.051	.473	9.18	.103	.095
1908.....	9.67	4.83	8.14	.069	2.96	.202	.052	.312	11.43	.146	.154
1909.....	10.14	...	6.76	.06	2.57	.089	.062	.325	11.52	.104	.171
1910.....	9.57	4.90	4.70	.066	2.75	.111	.076	.372	9.45	.133	.106
1911.....	10.58	13.00	3.64	.065	3.36	.121	.074	.271	8.35	.129	.126
1912.....	10.38	4.14	4.67	.079	3.07	.102	.031	.139	8.12	.153	.119
1913.....	10.29	5.11	.066	3.06	.078	.027	.168	10.02	.119	.19

SESSIONAL PAPER No. 10

Canadian Produce Exported from Canada, 1890 to 1913—*Continued.*

LEATHER UNMANUFACTURED.			METALS AND MANUFACTURES OF.												
Sole leather, per pound.	Upper leather, per pound.	Other leather, per pound.	Aluminium, in pigs, bars, ingots, &c., per pound.	Antimony ore, per ton.	Arsenic, per pound.	Asbestos, per ton.	Barytes, per cwt.	Chromic iron, per ton.	Copper, fine, contained in ore, matte, &c., per lb.	Copper, black or coarse, cement copper and copper in pigs, per lb.	Iron in pigs, per ton.	Iron ore, per ton.	Lead, metallic, contained in ore, &c., per lb.	Lead pig, per lb.	Manganese ore, per ton.
¢	¢	¢	¢	¢	¢	¢	¢	¢	¢	¢	¢	¢	¢	¢	¢
						67·68	4·72		·049			2·27			21·07
						73·19	7·60		·046			2·22			18·43
				15·00		70·31			·057		31·66	4·80	·086		37·01
						67·26			·055		27·50	3·34	·016		93·76
						54·54			·074			4·85	·019		73·78
						57·38	7·50		·064		23·94	9·11	·018		60·10
						50·34	1·03	13·62	·054		23·38	2·50	·020		22·85
						46·58		11·96	·084	·003	24·95	1·89	·017	·026	53·68
				12·41		27·70		12·52	·089	·006	25·39	1·54	·022		171·37
·205						31·21		12·40	·109	·084	23·07	2·69	·026		32·67
·233				28·37		27·03		13·66	·10	·158	21·98	1·77	·034	·029	40·00
·255				23·17		32·36	18·37	12·43	·101	·114	20·89	2·58	·038	·124	54·03
·193	·307					34·20		12·76	·098	·392	9·86	2·47	·028	·040	11·09
·206	·262	·31	116·26	·028	31·16	·280	5·09	·098	·103	13·04	2·49	·023			16·03
·213	·307	·201	52·71	·065	28·43	·906	23·73	·10	·121	9·73	2·48	·021	·024		33·74
·198	·234	·228	216	77·02	·048	31·88	·395	11·57	·125	·130	11·57	2·40	·022	·026	40·41
·209	·248	·349	·20	14·38	·024	27·65	·413	11·77	·184	·177	25·62	2·33	·034	·034	72·94
·234	·302	·241	197	34·32	·019	29·43	5·00	10·78	·192	·202	23·00	1·91	·034	·038	9·95
·223	·346	·337	·211	31·13	·018	29·31	5·00	15·11	·138	·167	33·29	1·77	·038	·039	22·00
·229	·354	·379	·19	204·00	·028	29·44	3·90	12·34	·118		39·88	18·22	·03	·032	144·67
·218	·295	·251	140	50·14	·040	29·46	30·00	11·68	104		35·96	2·55	·021	·032	40·00
·243	·271	·182	150	70·09	·025	29·74		10·00	·101	·099	33·23	2·91	·035	·032	25·50
·233	·190	·174	130, 133·00	·018	27·48	1·67			·100		45·90	3·54	·028	·039	39·56
·272	·247	·229	·108		·031	27·08			·118	·132	47·18	3·15	·028		37·88

No. 26—ANNUAL Average Export Prices of Principal Articles of

Fiscal Years.	METALS AND MANUFACTURES OF— <i>Concluded</i>										Milk and cream, condensed, per lb.
	Mica, per pound.	Nickel, fine, contained in ore, matte, or spess, per pound.	Platinum, contained in concentrates or other forms, per ounce.	Phmbago, crude ore and concentrates, per cwt.	Pyrites, per ton.	Scrap-iron or steel, per cwt.	Sewing machines, each.	Silver, metallic, contained in ore, per ounce.	Stoves, each.	Typewriters, each.	
	\$	\$	\$	\$	\$	\$	\$	\$	\$	\$	\$
1890				1·88			7·64		15·25		
1891		·045					10·07		16·12		
1892		·04		·341			12·93		9·31		
1893		·048		·716	2·37		23·58		11·34		
1894	·077	·096	·873	3·16	3·29		22·09	·673	12·45		
1895	·061	·074	7·83	3·72	4·19		21·38	·583	12·28		
1896	·099	·069	9·78	3·95	4·44		18·68	·636	12·51		
1897	·129	·066	...	2·07	1·88		20·71	·638	11·99		
1898	·136	·065	·837	10·71		17·72	·518	14·73		
1899	·125	·069	17·14	·874	2·12	1·09	19·08	·595	14·40		
1900	·126	·076	·782	2·18	1·01	18·75	·593	13·73		
1901	·153	·10	1·48	2·45	·872	22·68	·602	10·04		
1902	·242	·214	16·17	1·49	2·17	1·00	21·45	·557	11·10		
1903	·235	·097	1·11	1·49	3·27	·673	21·09	·555	10·99	32·72	·078
1904	·247	·087	21·33	4·57	2·58	·646	20·48	·583	13·74	32·54	·069
1905	·166	·09	2·72	1·94	2·82	·573	22·65	·582	12·16	34·13	·074
1906	·252	·09	20·27	1·19	2·45	·565	23·29	·593	11·08	32·56	·074
1907 (9 months)	·351	·098	17·34	3·17	2·59	·961	20·57	·625	10·28	28·28	·067
1908	·369	·117	20·81	1·22	3·92	·789	17·26	·649	11·81	29·80	·092
1909	·391	·098	3·05	1·61	5·13	·832	11·52	·588	13·16	53·30	·071
1910	·342	·108	27·83	2·64	4·23	·704	10·33	·501	14·25	66·81	·078
1911	·379	·111	27·51	4·07	3·33	·809	10·93	·512	16·29	69·07	·071
1912	·337	·113	53·70	2·16	3·95	·587	11·27	·515	15·88	64·21	·069
1913	·252	·107	39·54	2·28	2·04	·485	11·09	·572	17·04	71·75	·076

SESSIONAL PAPER No. 10

Canadian Produce Exported from Canada, 1890 to 1913—Continued.

Mineral water, per gallon.	Musical Instruments.		OILS.										Oilcake, per cwt.	Oilecloth, per sq. yd.	Paints and colours :—Mineral pigments, ochres, iron oxides, &c., per pound.	Paper :—Wall paper, per roll.
	Organs, each.	Pianos, each.	Fish.				Mineral.		Othes Sorts.							
			Cod, per gallon.	Seal, per gallon.	Whale, per gallon.	Other fish oil per gallon.	Coal and kerosene crude, per gallon.	Coal and kerosene, re-fined, per gallon.	Lard, per gallon.	Neat's foot, per gallon.	Other sorts of oil, par gallon.					
£	£	£	£	£	£	£	£	£	£	£	£	£	£	£	£	£
...	63·03	265·90	·356	·316	·362	·171	·043	·077	·666	·176	1·19	·298
...	61·46	286·69	·295	·34	·246	·042	·16	·118	1·26
...	60·12	290·68	·312	·323	·319	·248	·041	·156	·182	1·18	·132
...	70·37	279·10	·297	·434	·438	·25	·038	·09	·307	·326	·279	3·33	·535
...	62·64	250·64	·243	·356	·162	·389	·035	·178	·611	1·17	·006	·627
...	60·22	222·97	·230	·296	·234	·348	·652	·099	·562	1·20	·007	·229
...	58·58	237·86	·245	·378	·313	·063	·175	·510	1·24	·095	·099
286	59·29	224·00	·245	·251	·243	·329	·20	·106	·375	·951	·362	1·42	·011	·101
368	55·91	215·75	·246	·204	·303	·266	·216	1·00	·377	1·23	·006	·115
458	52·62	237·09	·244	...	·245	·601	·042	·285	·293	·355	1·37	·008	·082
410	54·26	225·10	·254	·276	1·00	·244	1·20	·452	1·06	·012	·108
488	56·29	167·47	·261	·313	·421	·926	·046	·203	·355	1·03	·01	·259
294	51·31	209·85	·289	·316	·352	·081	·216	·099	·291	1·11	·008	·257
124	55·35	177·74	·29	·316	...	·464	·05	·145	·377	1·12	·009	·099
313	55·69	219·97	·528	·351	·369	·046	·214	·511	·20	1·11	·01	·088
504	54·76	215·98	·487	·278	·284	·05	·213	2·00	·111	1·12	·009	·092
543	54·60	229·45	·309	·291	·30	·23	·216	·46	·10	1·24	·011	·067
573	55·88	221·69	·287	·352	·336	·184	·153	·242	·061	1·16	·008	·083
712	55·74	240·05	·289	·383	·351	·284	·092	·144	·647	...	·105	1·34	·263	·028	·101
375	51·26	261·92	·311	·30	·374	·445	·22	·721	·062	1·44	·25	·008	·069
139	56·04	235·89	·248	·355	·299	·206	·127	·537	·068	1·34	·18	·007	·073
323	64·73	243·71	·335	·338	·277	·352	·161	·488	·979	·008	1·44	·16	·009	·071
586	76·39	234·16	·427	·471	·408	·492	...	·081	·904	·044	1·57	·156	·007	·075
365	67·93	237·48	·344	·361	·329	·351	·214	·165	1·14	·123	1·55	·090	·006	·079

4 GEORGE V., A. 1914

No. 26 —ANNUAL Average Export Prices of Principal Articles of

Fiscal Years.	PROVISIONS.											
	Butter, per lb.	Cheese, per lb.	Eggs, per doz.	Lard, per lb.	Meats.							
					Bacon, per lb.	Hams, per lb.	Beef, per lb.	Canned meats, per lb.	Mutton, per lb.	Pork, per lb.	Tongues, per lb.	Meats, other, per lb.
	\$	\$	\$	\$	\$	\$	\$	\$	\$	\$	\$	\$
1890.....	·174	·099	·139	·073	·084	·092	·06	·093	·067	·059	·059	·077
1891.....	16	·089	·145	·066	·082	·093	·052	·098	·082	·06	·054	·109
1892.....	·184	·098	·137	·078	·095	·096	·044	·099	·035	·055	·082	·089
1893.....	·184	·10	·128	·094	·106	·115	·06	·099	·085	·091	·076	·059
1894.....	·198	·099	·139	·095	·102	·109	·065	·093	·077	·05	·079	·048
1895.....	·191	·097	·124	·081	·094	·099	·077	·092	·051	·062	·09	·053
1896.....	·179	·084	·123	·074	·087	·087	·051	·088	·049	·048	·055	·042
1897.....	·182	·089	·131	·074	·085	·081	·044	·064	·056	·037	·068	·076
1898.....	·182	·089	·121	·075	·094	·088	·06	·092	·064	·032	·126	·08
1899.....	·183	·088	·131	·041	·089	·097	·068	·088	·076	·026	·074	·047
1900.....	·203	·107	·143	·057	·094	·10	·077	·107	·07	·04	·13	·048
1901.....	·202	·106	·149	·069	·112	·113	·084	·113	·074	·069	·103	·091
1902.....	·203	·098	·149	·069	·114	·113	·095	·102	·074	·087	·092	·075
1903.....	·204	·091	·194	·097	·112	·113	·087	·107	·093	·092	·088	·061
1904.....	·192	·103	·182	·092	·102	·108	·093	·10	·096	·104	·089	·079
1905.....	·186	·094	·197	·086	·104	·112	·069	·092	·065	·084	·081	·07
1906.....	·208	·113	17	·101	·118	·111	·07	·10	·07	·074	·101	·101
1907 (9 months).....	·219	·124	·215	·104	·119	·111	·07	·123	·091	·099	·14	·101
1908.....	·223	·121	·22	·10	·117	·116	·065	·124	·116	·083	·109	·093
1909.....	·24	·124	·225	·099	·117	·128	·082	·118	·112	·09	·073	·089
1910.....	·218	·119	·26	·09	·141	·128	·083	·114	·111	·081	·106	·094
1911.....	·237	·114	·268	·125	·143	·133	·094	·134	·119	·110	·076	·101
1912.....	·235	·127	·278	·116	·128	·128	·091	·102	·085	·114	·119	·107
1913.....	·27	·133	·241	·118	·148	·13	·086	·105	·147	·111	·150	·108

SESSIONAL PAPER No. 10

Canadian Produce Exported from Canada, 1890 to 1913—*Continued.*

Rags, per lb.	Salt, per lb.	SEEDS.			Sheep pelts, each.	Ships, each.	Soap, per lb.	SPIRITS AND WINES.					Starch, per lb.
		Clover per bushel.	Flax, per bushel.	Grass, per bushel.				Gin, per gallon.	Whiskey, per gallon.	Wood alcohol, per gallon.	Spirits, other, per gallon.	Wines, per gallon.	
¢	¢	¢	¢	¢	¢	¢	¢	¢	¢	¢	¢	¢	¢
.....	214	13,022.97	042	1.50	1.98	.698		1.06	.034
.....	3.80	475	8,013.51	.07	4.28	2.29		1.12	.024
.....	402	9,049.05	.043	6.00	2.45	2.35		1.55	.03
.....	575	8,664.66	.031	2.60	1.36		1.51	.029
.....	7.33	.516	2.18	284	5,661.13	.058	2.32	1.21		1.78	.068
.....	5.44	1.09	2.34	358	5,566.54	.043	2.79	3.36		2.01	.065
.....	4.45	.72	1.71	301	3,681.18	.036	.564	2.83	2.65		2.06	.085
.....	4.91	.854	1.45	201	3,505.47	.049	2.87	2.80		2.14	.068
.....	4.59	1.03	.808	238	4,899.20	.034	2.70	2.46		1.73	.062
.019	4.38	.999	.795	245	6,584.36	.033	2.80	2.25		1.90	.016
.019	5.54	1.13	.903	33	7,633.38	.031	2.74	1.62		1.75	.036
.014	7.11	1.57	.801	35	16,442.00	.03	1.60	2.74	.789		1.38	.042
.015	6.23	1.10	.818	309	6,962.09	.03	1.65	2.78	.725		1.04	.028
.012	.006	7.39	1.15	432	6,288.37	.035	1.11	3.10	.723		1.28	.056
.014	.003	5.80	.886	.764	439	5,573.89	.042	1.41	3.18	.45		1.65	.05
.016	.007	6.07	1.52	.723	728	8,044.71	.041	1.12	2.86	.388		.98	.029
.013	.004	6.59	1.18	1.29	938	4,339	.042	1.56	3.29	.336		.903	.05
.013	.005	6.27	1.19	.925	716	5,105	.041	1.62	3.22	.219		.699	.049
.014	.004	8.12	1.37	1.08	368	6,200.00	.044	1.12	3.33	.519	.350	.741	.049
.013	.01	8.24	1.23	1.15	639	3,500.00	.034	1.10	3.14	.380	1.51	.743	.047
.013	.007	7.49	1.82	1.14	581	3,077.36	.043	1.67	3.08	.50	.53	1.70	.047
.014	.009	7.85	2.28	2.71	652	4,245.00	.043	1.78	3.14	.397	.779	.671	.053
.013	.017	8.93	1.88	1.85	635	4,000.00	.044	2.29	3.12	.419	3.92	1.54	.024
.014	.008	10.68	1.62	1.06	1,017	6,740.62	.043	2.17	3.12	.369	1.31	1.61	.044

4 GEORGE V., A. 1914

No. 26—ANNUAL Average Export Prices of Principal Articles of

Fiscal Years.	STONE.						SUGAR.					Tallow, per pound.
	Building, freestone, lime-stone, &c., unwrought, per ton.	Felspar, per ton.	Gravel and sand, per ton.	Gypsum, or plaster, crude, per ton.	Ornamental granite, marble &c., unwrought, per ton.	Stone for the manufacture of grindstones, rough, per ton.	Straw, per ton.	Maple sugar, per pound.	Maple syrup, per gallon.	Sugar, per pound.	Sugar-house syrup, per gallon.	
	\$	\$	\$	\$	\$	\$	\$	\$	\$	\$	\$	\$
1890.....	4.48	180	1.11	3.24	4.35	.071072	.769	.041
1891.....	2.56	195	1.07	7.83	3.67	.071048	.214	.056
1892.....	1.27	262	1.09	6.39	3.51	.066039	.902	.062
1893.....	1.05	353	1.01	6.89	3.36	.068040	.440	.057
1894.....	1.00	319	.985	6.76	3.17	.066044	.188	.052
1895.....	1.04	298	.975	3.45	3.26	.063038	.133	.037
1896.....	.593	2.50	418	1.02	1.19	8.00	3.81	.056044	.689	.036
1897.....	1.09	2.68	398	1.02	1.09	5.06	3.37	.065	.648	.033	.268	.022
1898.....	.567	1.65	488	1.07	9.36	2.91	2.91	.044	.808	.042	.188	.029
1899.....	.492	2.90	522	1.02	.518	8.42	2.24	.058	.867	.036	.197	.037
1900.....	.489	2.88	406	1.01	.582	6.68	3.19	.108	.926	.052	.227	.047
1901.....	.60	3.03	551	1.08	2.76	6.89	3.47	.08	.922	.051	.241	.051
1902.....	.506	2.49	703	1.02	1.13	8.91	3.70	.075	.907	.028	.229	.049
1903.....	.447	1.89	503	1.03	7.13	7.56	4.16	.069	.922	.026	.171	.061
1904.....	.239	2.17	345	1.10	5.24	8.53	3.93	.076	.837	.045	.198	.049
1905.....	.268	2.41	366	1.03	7.33	9.98	4.51	.069	.940	.039	.155	.081
1906.....	2.56	3.01	485	1.10	.999	11.67	4.05	.069044	.056	.044
1907 (9 months).....	.28	3.34	36	1.15	6.48	9.74	4.34	.08	.92	.028	.123	.05
1908.....	15.13	3.18	412	1.14	62.64	15.95	5.51	.081	.965	.064	.017	.051
1909.....	1.06	3.58	525	1.15	6.55	1.65	5.33	.077	.971	.047	.110	.055
1910.....	.484	3.13	523	1.18	8.92	4.67	5.18	.074	.955	.073	.068	.052
1911.....	.325	3.17	689	1.19	7.94	4.26	.085	.932	.053	.142	.067
1912.....	.290	3.49	709	1.18	12.04	1.46	4.84	.083	1.09	.033	.075	.067
1913.....	.254	3.42	686	1.16	.748	5.23	.091	1.079	.036	.073	.062

SESSIONAL PAPER No. 10

Canadian Produce Exported from Canada, 1890 to 1913—*Continued.*

TOBACCO.			VEGETABLES.			WOOD UNMANUFACTURED.									
Stems and cuttings, per pound.	Tobacco, leaf, raw, per pound.	Tobacco, man'f'd (except cigars and cigarettes) per pound.	Potatoes, per bushel	Turnips, per bushel.		Vinegar, per gallon.	Bark for tanning, per cord.	Firewood, per cord.	Cedar, capable of being made into shingle bolts, per cord.	Logs.					
										Elm, per M. ft.	Hemlock, per M. ft.	Oak, per M. ft.	Pine, per M. ft.	Spruce, per M. ft.	Logs, other, per M. ft.
¢	¢	¢	¢	¢	¢	¢	¢	¢	¢	¢	¢	¢	¢	¢	
020	724	186	339	239	4 45	2 11	7 16	5 10	4 16	18 57	8 14	6 02	5 68	
023	266	182	461	303	4 64	2 13	...	5 66	4 44	19 53	8 54	5 56	7 59	
021	555	196	503	269	4 96	2 07	6 11	4 23	18 47	8 81	6 02	5 91	
016	159	175	379	231	4 91	1 96	9 14	6 52	4 55	15 61	8 32	5 84	7 36	
051	543	191	362	292	4 84	1 92	2 53	6 46	3 77	20 62	8 79	5 98	7 97	
043	556	199	382	288	4 64	1 92	1 00	6 00	4 04	18 77	8 77	3 63	6 51	
062	152	194	381	..	225	4 77	1 87	5 76	6 59	3 90	22 23	9 04	5 67	8 28	
04	405	204	319	248	4 51	1 81	7 34	6 50	7 05	22 04	8 40	5 41	8 47	
037	342	240	437	10	367	3 97	1 76	7 14	6 34	3 59	20 97	8 69	6 13	9 57	
051	163	276	484	097	15	3 52	1 75	5 10	6 98	2 56	30 75	8 64	6 11	9 39	
137	105	288	488	11	3 84	1 75	3 25	7 37	4 18	15 20	9 81	6 49	7 25	
04	425	264	412	105	086	3 64	2 05	2 79	7 22	4 73	15 98	9 11	7 29	6 30	
034	178	294	517	099	203	2 88	2 09	8 06	5 61	18 84	11 53	7 68	6 02	
038	131	353	585	099	233	4 46	2 37	1 95	8 96	6 95	10 33	11 91	8 37	7 00	
043	123	325	556	125	291	4 47	2 35	2 63	9 35	7 03	21 40	15 46	11 21	6 63	
052	086	337	549	114	262	4 63	2 44	4 27	11 25	7 61	15 83	9 55	6 15	
054	246	324	52	121	22	5 02	2 20	5 95	13 09	6 21	18 89	14 34	8 74	7 16	
048	151	436	718	122	205	5 17	2 71	3 72	16 63	8 41	29 93	10 39	12 48	8 97	
061	461	262	718	154	254	4 86	2 87	8 53	12 91	7 63	15 36	12 52	10 31	9 76	
064	334	262	589	146	239	6 21	2 63	4 39	14 62	9 46	31 62	4 73	9 93	8 21	
040	279	396	589	138	331	5 60	2 53	3 95	14 88	7 55	12 50	14 96	10 25	8 53	
052	279	402	626	141	358	6 03	2 38	5 77	14 24	8 38	5 63	11 07	9 50	
080	441	550	775	169	226	5 91	3 29	5 13	13 73	8 85	23 58	8 71	8 41	8 93	
068	27	348	734	121	205	5 14	2 96	17 00	8 18	15 55	11 28	9 97	

No. 26—ANNUAL Average Export Prices of Principal Articles of

Fiscal Years.	WOOD, UNMANUFACTURED											
	Lumber.											Shingle bolts of pine or cedar, per cord.
	Basswood, per M. ft.	Deal ends, per St. Hd.	Deals, pine, per St. Hd.	Deals, spruce and other, per St. Hd.	Joists, per M. ft.	Laths, per M.	Palings, per M.	Pickets, per M.	Planks and boards, per M. ft.	Scantling, per M. ft.	Masts and spars, each.	
	\$	\$	\$	\$	\$	\$	\$	\$	\$	\$	\$	\$
1890.....		31·77	40·13	26·95	11·38	...	959	10·36
1891.....		25·11	35·36	25·83	11·12	...	638	2·27
1892.....		24·15	37·41	25·29	11·28	...	1·13	...
1893.....		24·23	44·43	25·59	8·61	11·28	8·12	4·39	7·36
1894.....	39·55	29·15	41·90	25·34	7·69	1·42	7·89	7·11	11·89	8·38	1·74	8·58
1895.....	21·23	27·85	38·20	25·33	7·40	1·28	7·38	5·41	11·09	8·19	1·79	1·00
1896.....	38·42	29·06	36·08	24·97	8·27	1·16	6·35	8·28	10·40	8·94	6·43	5·75
1897.....	13·26	32·46	48·20	26·98	8·19	1·10	7·26	7·14	10·07	8·79	3·09	4·23
1898.....	30·64	28·84	48·77	27·03	9·12	1·02	5·20	10·14	10·90	7·77	3·62	2·69
1899.....	21·43	36·98	45·09	26·57	6·94	1·02	6·16	9·14	10·59	8·07	3·85	5·10
1900.....	21·42	28·57	45·66	26·94	9·80	1·38	4·39	7·13	11·40	8·92	3·37	2·00
1901.....	18·76	26·86	40·21	24·14	9·50	1·63	4·13	6·71	12·75	9·24	8·34	2·07
1902.....	22·57	30·09	47·80	30·70	12·06	1·77	8·75	1·45	13·45	9·62	4·04	2·31
1903.....	18·99	32·06	41·82	33·02	10·43	1·97	9·62	12·96	14·57	10·15	3·26	2·14
1904.....	20·45	36·11	52·94	35·54	9·76	2·06	9·17	12·62	15·41	10·55	1·75	2·89
1905.....	16·58	33·62	51·32	33·23	12·68	2·01	10·40	8·95	15·00	7·30	4·23	3·49
1906.....	20·60	36·90	60·34	34·72	13·19	2·47	10·11	6·84	15·98	11·52	8·43	1·77
1907 (9 months).....	17·96	35·28	64·27	38·98	10·79	2·60	10·00	5·76	17·40	12·09	2·75	3·72
1908.....	19·26	37·33	66·08	37·66	20·00	2·61	20·35	7·80	19·33	12·29	10·70	4·05
1909.....	21·24	38·55	63·40	38·32	...	2·30	14·69	5·84	19·11	12·02	10·04	3·83
1910.....	22·92	40·14	65·13	40·69	14·95	2·47	10·09	4·81	18·50	13·06	4·62	4·40
1911.....	23·30	41·52	64·56	43·77	...	2·44	16·99	5·48	19·07	13·53	8·23	3·40
1912.....	30·66	40·53	78·07	38·98	...	2·58	27·16	5·97	18·31	13·44	8·43	3·25
1913.....	24·37	37·53	69·49	40·89	...	2·55	10·06	5·40	18·14	13·68	14·50	3·54

SESSIONAL PAPER No. 10

Canadian Produce Exported from Canada, 1890 to 1913—*Concluded.*

TURED— <i>Concluded.</i>												WOOD, MANUFACTURED.				
Shingles, per M.	Sleepers and railroad ties, each.	Stave bolts, per cord.	Timber.									Wood blocks and other, for pulp, per cord.	Barrels, empty, each.	Wood Pulp.		Wood, raw, per pound.
			Ash, per ton.	Birch, per ton.	Elm, per ton.	Maple, per ton.	Oak, per ton.	Pine, red, per ton.	Pine, white, per ton.	Timber, other, per ton.	Chemically prepared, per cwt.			Mechanically ground, per cwt.		
2·16	184	2·53	12·15	8·27	13·94	13·58	21·10	10·20	15·40	17·44	261	225	
2·10	193	2·67	15·41	7·88	13·13	13·12	20·65	9·17	14·06	14·73	317	221	
2·06	177	2·76	12·55	8·01	13·65	11·27	20·63	8·70	13·27	9·62	418	219	
2·03	152	2·75	11·60	7·95	13·25	11·99	21·37	9·71	14·02	12·56	..	307	195	
1·94	148	2·75	11·96	7·59	13·40	14·02	22·52	10·87	14·35	6·93	328	202	
1·90	148	2·68	11·35	7·50	12·99	23·15	22·03	9·45	14·77	12·76	236	192	
1·93	166	2·54	11·40	8·44	13·11	11·34	21·08	12·21	16·63	12·35	255	21	
1·75	173	2·79	10·89	8·00	14·10	12·71	17·14	10·63	14·51	18·44	274	184	
1·75	144	2·29	10·66	8·83	13·79	10·76	22·93	10·64	17·73	26·64	329	175	
1·73	159	2·32	11·88	7·80	14·46	11·24	21·76	11·61	13·89	19·61	315	16	
1·85	171	2·35	3·44	9·23	15·24	12·15	20·50	11·85	16·21	15·41	433	191	
1·84	182	2·24	13·39	8·70	16·77	12·83	18·79	16·07	18·05	14·54	508	178	
1·95	21	2·32	14·33	9·90	18·93	11·27	23·25	13·55	19·37	14·23	52	153	
2·02	22	2·56	13·18	10·41	21·72	12·04	25·28	20·26	22·35	18·11	521	151	
2·05	233	2·75	14·07	9·94	23·03	28·23	19·18	27·83	12·45	3·73	80	173	
2·02	244	2·44	10·40	11·06	27·31	23·26	16·00	25·74	13·47	4·38	1·19	212	
2·03	26	3·27	15·55	11·55	27·81	14·67	21·79	12·83	22·94	15·37	4·31	1·24	247	
2·11	327	3·87	13·90	10·95	28·09	17·64	21·73	21·23	25·53	12·04	4·41	861	269	
2·33	308	4·76	17·46	12·29	26·72	30·34	26·03	19·73	30·23	14·02	5·16	717	1·78	658	247	
2·36	334	1·69	16·77	10·71	28·24	32·85	27·79	30·05	31·53	6·16	5·48	1·00	1·94	650	187	
2·48	223	2·58	14·97	11·86	23·34	7·91	25·85	30·54	31·20	11·98	6·30	1·25	1·92	704	232	
2·29	340	16·88	12·74	27·85	23·98	11·00	31·42	11·90	6·50	976	1·81	751	215	
2·47	289	11·31	16·67	12·03	36·31	17·71	24·26	37·57	12·25	6·48	649	1·89	698	198	
2·49	348	21·20	12·36	24·44	17·33	26·52	34·56	35·79	11·38	6·78	1·23	1·89	717	198	

INDEX TO IMPORTS

PART I.

See also 'Table of Contents.'

A	PAGE.
Absinthe	168
Acetate of lead	136
Acetic acid	76
Acids	76
Aconite root	78
Adhesive felt	88
Additional duties, post entries, &c.	194
Admiralty charts	58
Advertising—Pamphlets of all kinds	56
Adzes	132
African teak	186
Agricultural implements	114
“ parts of	114
Air compressors	122
Alabaster, ornaments of	88
Albumen, blood	76
Aluminized paper	154
Albums	154
Alcohol and alcoholic liquors—all kinds.	168
“ wood	168
Ale, beer and porter	52
“ ginger	52
Alizarine	76
Alkanet, crude	78
Alligator leather	108
Almanacs	60
Almonds	96
Alum	76
“ cake	76
Alumina, sulphate of	76
Aluminum, aluminium, &c.	138
“ acetate of	82
Amber	88
“ gum	80
Amaranth	186
Amber, ornaments of	80
Ambergris	90
Ammoniac, sal.	82
Ammonia, aromatic spirits of	170
“ nitrate of	76
“ perchlorate of	78
“ sulphate of	76
Ammunition	102
Amyl	168
Amyl acetate	76
Anatomical preparations	52
Anchors	114
Anchovies	90
Angles, iron	130
Angostura	168
Aniline and manufactures of	76
“ dyes	76
“ salt	76
Animals, living	52
Animal manures	88
Animals, products of	46
Aniseed	162
Anise-star	162

A	PAGE.
Annato and annato seed	162
Anodes, nickel	138
Anodynes	84
Antimony	76
“ salts	76
Anthracite coal	68
Antiseptic surgical dressing	84
Anvils	116
Apparel of subjects dying abroad	52
Apple trees	158
Apples, dried and green	96
“ pine	96
Apricots	96
Arabic, gum	80
Archill, extract of	82
Arms, fire	120
Army, articles for	54
Aromatic seed, &c.	162
Arrack or palm spirit	168
Arrowroot	62
Arsenic	76
Arsenious oxide	76
Articles for A. A. Telegraph Co.	54
Articles for Consuls General, Dominion Government, Governor General, and miscellaneous articles, not enumerated.	54
Articles for the use of Army and Navy	54
Artificial limbs	54
“ teeth	178
Asbestos and manufactures of	138
Ash, handles	188
“ timber	186
Ashes, pot, pearl and soda	54
Asphaltum and asphalt	54
“ oil for paving purposes	146
Asses	52
Astrachan furs and skins	98
Astronomical globes	58
Attachments, binding	114
Australian gum	80
Automobiles	66
“ parts of	66
Axes	132
Axle-grease	102
Axles	116
“ spring, bars, blanks	116

B

Babbit metal	138
Bacon	160
Bacteriological products	76
Badges	162
Bags, cotton, N.E.S.	72
“ cotton, seamless	72
“ paper, printed or not	154
“ of hemp, &c.	94

B		B	
	PAGE.		PAGE.
Bags, which contained cement	54	Billets, hickory.	184
“ salt	54	“ iron.	116
Bagatelle tables.	54	“ steel.	116
Bait-fish	90	Billiard tables.	56
Baking powder.	54	Bills, advertising.	56
Balances.	128	“ of exchange, forms of.	56
Balls, glass.	98	Binarsenate of sodium.	82
Balsam.	78	Binder twine	72
Bamboo-reeds.	182	Bindings, hatters’	106
“ unmanufactured	182	Binitrotoluol	78
Bananas.	96	Birch timber.	186
Bandages, suspensory.	180	Bird cages.	138
Bands, hatters’.	106	Bird skins.	56
Band iron.	120	Biscuits and bread.	62
Bank notes.	56	Bituminous coal.	68
Barberry gum.	80	Bituminous substances.	140
Barium, peroxide of.	76	Bismuth.	138
Barrels.	188	Bitters, alcoholic.	168
Barks.	80	Blackberries.	96
Bark, extract of.	80	Blackening, shoe.	56
“ hemlock, &c.	80	Blacklead	138
Barley.	60	Blanc fixe or satin white.	152
“ pot, pearl, &c.	62	Blankets.	190
Bars, aluminium	138	Blanketing and lapping.	133
“ brass.	110	Blanks, knife.	120
“ iron.	116	“ nut, bolt and hinge.	126
“ lead.	136	Blast furnace slag.	56
“ railway	128	Blinds.	56
“ tin	138	Blocks, aluminum.	138
Basins	54	“ lead.	136
Baskets	54	“ tin.	138
Basswood.	184	“ zinc.	138
Bathbrick.	62	“ gun, last, oar, wagon.	186
Baths.	54	Blooms.	120
Bath tubs	54	Blouses, cotton and linen.	72
Battens.	184	“ silk.	166
Batteries, electric, &c.	86	Blueing, laundry.	56
Batting, cotton.	72	Blueberries.	98
Batts, cotton.	72	Board, card, Bristol and paste.	154
Bayonets.	116	“ felt, for gun wads.	106
Bay rum.	156	“ leather, mill and straw.	154
Bead ornaments.	88	Boards, sawn, not shaped.	184
Beams, rolled, for ships.	130	Boats	56
“ weighing.	128	Bobbinet.	72
Beans.	60	Boilers	118
“ baked, in cans.	248	Boiler tubes.	132
“ cocoa	70	Bolts, iron or steel.	126
“ locust.	60	Bolting cloth.	166
“ seed.	162	Bonds.	56
“ Tonquin	76	Bone black.	88
“ vanilla	76	Bones, crude	56
Beaver, silk or felt hats.	104	Bone ash.	88
Bed comforters.	190	“ dust.	88
“ quilts.	74	“ pitch.	56
Beef, fresh.	160	Bonnets.	104
“ salted in barrels.	160	Books, pamphlets, maps, &c.	56
“ fluid extract of.	160	“ prayer.	56
Beer	52	Book-binding cloth.	72
Bees	56	Bookbinders’ machines.	122
Beeswax.	182	Boots, India-rubber and gutta-percha.	104
Beet and mangold seed.	162	Boots and shoes, leather	108
Bells	56	“ N.E.S.	60
Belts, surgical.	180	Boots, wire for.	144
“ N.E.S.	56	Boot, shoe, shirt and stay laces.	108
Belting, cotton.	72	Boracic acid.	76
“ rubber.	104	Borax.	78
“ leather.	108	Botanical specimens	60
Bibles.	56	Bottles, glass.	98
Bicarbonate of potash, or saleratus.	82	Bowls, steel.	118
Bicarbonate of soda.	82	Boxes, fancy.	88
Bichloride of tin.	78	“ hat.	180
Bichromate of potash.	82	Boxwood	186
“ soda.	82	Brads.	124
Bicycles	66	Braces.	60
Bicycles, parts of	66	Braids.	88

SESSIONAL PAPER No. 10

B	PAGE.
Braids, hair.....	104
Bran.....	62
Brandy and imitations of.....	168
Brass caps for use in mfr. electric batteries..	110
" and manufactures of	110
" in strips.....	110
Brazil nuts.....	96
Brass band instruments.....	146
Breadstuffs.....	60
Bread, unleavened, for religious purposes....	62
Brick and tiles.....	62
Bridges, iron.....	116
Brilliant, cotton.....	74
Brim moulds.....	64
Brinstone.....	78
Bristles.....	64
Britannia metal, pig and bar.....	138
" manufactures of	140
British gum.....	64
Brocade, bronze powders and gold liquid paint.....	152
Bronzes.....	78
Bromine.....	78
" phosphor.....	122
Brooms and brushes.....	64
Broom corn.....	64
Brussels carpets.....	190
Brushes.....	64
Buckles, iron or steel.....	140
" clasps, steel for	130
Buckram.....	104
Buckthorn fencing, steel for.....	134
Buckwheat.....	60
" flour or meal.....	62
Buggies.....	66
Building brick.....	62
Building plans.....	152
" ston.....	172
Builders' hardware.....	120
Bulbs, electric light.....	86
" flower.....	158
Bullets, lead.....	136
Bullion and coin.....	194
" fringe.....	64
Burgundy pitch.....	78
Burrs, brass and copper.....	110
Burr stones.....	172
Bushes.....	158
Butternut lumber.....	184
Butter.....	160
Butts and hinges, N.E.S.....	116
Butts, jute.....	94
Buttons.....	64
Button blanks.....	64
C	
Cabinet furniture.....	188
Cabinets of antiquities, coins or medals	64
Cabinetmakers' hardware.....	120
Cages, bird.....	138
" rat and squirrel.....	138
Cake, alum.....	76
Cake, oil, cotton seed and palm nut.....	150
Calendars, advertising.....	60
Calfskins, dressed.....	108
Calumba root.....	78
Cambric.....	74
Cameras and kodaks, brass and aluminum parts.....	150
Camphor.....	80
Camwood.....	78
Canada plates.....	128
Candles.....	64
Candy, sugar.....	176
Cane, split.....	182
Canes, all kinds, N.E.S.....	182
Canned meats.....	169
Canoes.....	56
Canvas.....	94
Caoutchouc.....	104
Caplins, unfinished leghorn hats.....	106
Caps, N.E.S.....	106
" fur.....	106
" for umbrellas.....	142
" iron and nickel, for whips.....	182
" percussion.....	102
Caraway.....	162
Carbolic oil.....	146
Carbons and carbon points.....	86
Carbon black.....	152
Carboys.....	98
Cardboard.....	154
Cards, pictorial show, printed, stamped, &c.....	60
Cards, playing.....	154
Card clothing, machine.....	122
Cardamon seeds.....	162
Carpet bags.....	189
Carpeting, hemp and jute.....	94
Carpet linings.....	94
Carpets.....	66
" woollen.....	190
Carpet-sweepers.....	60
Carriages.....	60
Carrot seed.....	162
Cars, railway.....	66
Cartridges, gun, rifle, &c.....	102
" and cartridge cases.....	102
Carts.....	66
Cart or wagon skeins or boxes.....	116
Cases, for jewels, silverware, &c.....	88
" cartridge.....	102
" ornamental.....	88
Casein.....	78
Cash registers.....	66
Caskets.....	188
Cassimeres.....	190
Cast-iron pipes.....	126
" scrap iron.....	128
Castile soap.....	166
Castings, all kinds.....	116
Castor oil.....	148
Catalogues.....	60
Cat-gut.....	102
" strings.....	102
Catsups.....	158
Cattle.....	52
Caustic, potash.....	82
Cedar red.....	186
" Spanish.....	186
Celluloids of books, &c.....	144
Celluloid.....	66
Celluloid and manufactures of.....	66
Cement.....	68
Cement, copper.....	112
Cereal foods.....	62
Cerium, nitrate of.....	174
Chains, iron or steel and cable chains.....	116
" of hair.....	104
Chalk and chalk stone.....	172
Chamois skins.....	108
Champagne.....	172
Chandeliers.....	140
Channels, iron.....	116
Charcoal.....	68
Charts.....	58
Cheques.....	56
Cheese.....	156

C		C	
	PAGE.		PAGE.
Chemicals.....	76	Coffee, condensed.....	70
Cherries.....	96	Coffins.....	188
Cherry lumber.....	186	Coin, gold and silver.....	194
“ trees.....	158	Coins, cabinets of.....	64
Chessmen, draughts, &c.....	88	Coir and coir yarn.....	70
Chestnut lumber.....	186	Coke.....	68
Chicory.....	70	Collars, lace.....	88
Chicle, crude.....	80	“ and cuffs, linen or cotton, xylonite.....	70
Chimney lining.....	64	Collar cloth, union, paper.....	156
Chimneys, glass lamp.....	100	Collections of antiquities, coins, &c.....	64
China, clay.....	62	Collodion.....	78
“ stone.....	172	Colours.....	152
“ ware.....	84	Cologne water.....	156
Chlorate of potash.....	82	Combs.....	70
“ soda.....	82	Comforters, bed, woollen.....	190
Chloride of aluminum.....	78	Commercial blank forms.....	56
“ lime.....	78	Communion sets.....	70
Chocolate.....	68	Compasses.....	68
Chloroform.....	84	Composition ornaments.....	88
Chrome steel.....	118	“ metal.....	140
Chromos.....	56	Compressors, air.....	122
Chromotypes.....	56	Condensed milk.....	144
Chronometers.....	68	Confectionery.....	176
Church vestments.....	68	“ labels for.....	58
Churns, wood.....	190	Consuls General, articles for.....	54
“ earthenware.....	86	Copal gum.....	80
Cider.....	68	Copper and manufactures of.....	112
Cigars and cigarettes.....	178	“ matte.....	112
Circus menagerie.....	110	“ precipitate of.....	82
Citron peel.....	98	“ in strips, sheets, &c.....	112
Clapboards.....	184	“ sulphate of.....	84
Clasps for purses, &c.....	140	Copperas.....	84
Clays.....	62	Cord, gut.....	102
Cliff stone.....	172	Cords, cotton.....	72
Cloaks, fur.....	98	“ fancy.....	88
Clocks.....	68	“ hair.....	104
“ springs, &c.....	140	Cordage and twine and manufactures of.....	72
Closets.....	54	Cordials.....	168
Cloth, coated or sized.....	68	Cordovan leather.....	108
Cloths, woollen.....	192	Coriander seed.....	162
“ bolting.....	166	Corks.....	188
“ hair.....	104	Cork matting.....	150
“ jute, for bags.....	94	Cork wood or cork bark.....	188
“ mohair.....	64	Corn, canned.....	180
“ book-binding.....	72	“ Indian.....	60
Clothes-wringers.....	68	“ cracked, dried, &c.....	62
Clothing, cotton, N.O.P.....	72	“ meal.....	62
“ horse, shaped.....	94	“ starch.....	172
“ linen, N.O.P.....	94	“ syrup.....	174
“ India-rubber.....	104	Cornish and belted rolls.....	122
“ silk.....	166	Cornwall stones.....	172
“ woollen.....	192	Corset clasps, steel, and steel wire, and steel for.....	136
“ donations of, for charitable pur- poses.....	68	Corsets.....	72
“ for Army and Navy, &c.....	54	Costumes and scenery, theatrical.....	72
Clothing and wearing apparel.....	190	Cottolene.....	160
Clover seed.....	162	Cotton and manufactures of.....	72
Coal.....	68	Cotton rags.....	162
Coal oil, crude.....	148	Cotton-seed cake meal.....	150
“ and products of, N.E.S.....	146	Cotton-seed oil.....	148
“ fixtures.....	140	Cotton warp.....	74
Coats, fur.....	98	“ wool.....	74
Coatings.....	190	Coutilles for corset-makers.....	72
Coat linings.....	192	Cranberries.....	96
Cocaine.....	78	Cranes.....	122
Cochineal.....	78	Crape.....	74
Cocoa-nuts.....	70	C.C. or cream-coloured ware.....	86
“ and preparations of.....	70	Cream, sizing.....	64
Cocoa, matting and mats.....	66	Cream of tartar, in crystals.....	78
Cocoa-nut oil.....	148	Cresoted lumber.....	186
Cocobol.....	186	Crinoline, steel wire for.....	136
Codfish.....	90	Crocks, earthenware.....	84
Cod oil, N.O.P.....	148	Crossings for railways.....	128
Cod liver oil.....	148	Crowbars.....	132
Coffee.....	70	Crucibles, clay or plumbago.....	74

SESSIONAL PAPER No. 10

C	PAGE.
Crucible sheet steel.....	130
Crushers, rock, ore and grain.....	122
Crystals, tin.....	133
Cudbear, extract of.....	52
Cuffs, linen, or cotton, &c.....	70
Cultivators.....	114
Cumin seed.....	162
Cups, brass.....	110
" won as prizes.....	160
Curling stones.....	74
Currant bushes.....	153
Currants, dried.....	96
Currant wine.....	172
Curry combs.....	120
Curtains.....	74
Curtain stretchers.....	188
Cutch.....	84
Cutlery, steel for.....	118
Cutlery, N.O.P.....	118
Cutters and sleighs.....	66
" paper.....	122
Cyanide of sodium.....	78
Cyanogen.....	78
Cyclometers.....	74

D	
Damaged goods.....	74
" grain, flour and meal.....	62
Damar, gum.....	80
Damask of cotton.....	74
" of linen or of cotton and linen.....	94
Dates.....	96
Decanters.....	98
Degras.....	102
Demijohns, glass.....	98
Demijohns, earthenware.....	86
Dental instruments.....	132
Derricks.....	122
Desks, writing.....	85
Dextrine.....	78
Diamonds.....	160
" black.....	160
" drills.....	160
" dust.....	160
" unset.....	160
Diapers cotton.....	74
" linen.....	94
Dice, bone or ivory.....	88
Diggers, post hole.....	114
" potato.....	114
Digitalis folia.....	78
Dises for engraving rollers.....	138
Disinfectants.....	80
Doeskins.....	190
Dogs.....	52
Dogwood wood.....	186
Dolls, all kinds.....	88
Dongola leather.....	108
Doors for safes and vaults.....	128
Drafts, forms of.....	56
Dragon's blood.....	78
Drain pipes, glazed or unglazed.....	61
Drain tiles, not glazed.....	60
Draughts.....	88
Drawers.....	72
Drawings.....	152
Drays.....	66
Dress goods of silk.....	166
" wool.....	192
Dressing.....	56
Dressing, antiseptic surgical.....	84
Dressinz, harness, &c.....	56
Drills, diamond.....	160

D	PAGE.
Drills, grain seed.....	114
Drugs, dyes, chemicals and medicines.....	76
Dryers, Japan and liquid.....	180
Duck, cotton or linen.....	72
Duties collected, &c.....	194
Dyeing articles, N.O.P.....	78
Dyes.....	76
Dynamos.....	86

E	
Earths, ochrey.....	152
Earths, crude only.....	86
Earthenware.....	84
Ebony, black heart.....	186
Effects of subjects dying abroad.....	52
" settlers.....	164
Eggs.....	160
" fish.....	92
Elastic.....	86
" rubber thread.....	104
Electric apparatus.....	86
" dynamos.....	86
Electric light fixtures.....	140
Electro-plated ware.....	112
Electrotypes.....	142
Elixirs.....	84
Elm logs.....	134
" timber.....	186
Embroideries.....	86
Emery in bulk.....	86
" paper.....	162
" wheels.....	86
Enamelled leather.....	108
Enamel sizing.....	64
Engravings.....	152
Engines, fire.....	118
" gasoline.....	118
" locomotive.....	118
" steam.....	118
" portable.....	122
Entomological specimens.....	60
Envelopes.....	154
Essences containing spirit.....	84
Essences.....	84
Essential oil.....	148
Esparto grass.....	109
Ether, nitrous.....	170
" sulphuric.....	84
Ethyl.....	168
Ethyl alcohol for use in the arts.....	168
Explosives.....	102
Extracts containing spirits.....	84
" of archill or cudbear.....	82
" beef.....	160
" fustic, logwood or oak bark.....	80
" indigo.....	80
" of madder.....	80
" of malt.....	80
" of saffron or safflower.....	82
Eyebar blanks, iron and steel.....	118
Ryeglasses.....	150
Eyelets and eyelet hocks.....	110

F	
Fabrics, coloured cotton.....	72
" cotton, uncoloured.....	74
" silk.....	166
" woollen.....	190
Fancy grasses.....	100
" goods.....	88
Fanning mills.....	122

F	PAGE.
Fans.....	88
Farina.....	172
Fashion plates.....	88
Featherbone in coils.....	88
Feathers, N.O.P.....	88
Feathers, undressed.....	88
“ ostrich and vulture, dressed.....	88
Felloes.....	182
Felt.....	192
“ cloth, N.E.S.....	192
“ board for gun wads.....	102
“ hats.....	194
“ paper.....	154
Felspar.....	172
Fence posts.....	184
Fencing foils.....	116
“ wire.....	134
“ buckthorn and strip.....	134
Fennel seed.....	162
Fennugreek seed.....	162
Ferment cultures.....	78
Ferro-manganese.....	118
Ferro-silicon.....	118
Ferrules for umbrellas.....	142
Fertilizers and manures.....	88
“ uncomponded or unmanufact'd.....	88
Fibres and grasses.....	100
Figs.....	96
Files.....	132
Fillets, cotton.....	104
“ rubber.....	104
Films for photographic use.....	154
Firearms.....	120
Fire brick.....	62
Fire clay.....	62
Fire engines.....	118
Fire extinguishers.....	118
Fireproof paint.....	152
Fireworks.....	102
Firewood.....	188
Fish and fish products.....	90
Fish hooks, &c.....	90
“ glue.....	100
Fish, labels for.....	58
“ offal.....	100
“ oils.....	148
“ plates.....	128
Fisheries, produce of, N.O.P.....	90
Fisheries, articles for use of.....	90
Fishing lines and fixtures.....	90
“ rods.....	188
Fish-plates, railway.....	128
Fittings of wrought iron.....	126
Fixtures, gas, coal oil, &c.....	140
Flag stones, &c.....	172
Flannels, woollen.....	192
Flasks.....	98
Flax, hemp and jute and manufactures of.....	94
“ seed.....	162
“ seed oil.....	148
“ yarn.....	96
Flints and flint stones.....	172
“ paper.....	162
Florist stock.....	158
Flower odours.....	156
Flowers, artificial.....	88
Flour, all kinds, N.O.P.....	62
“ rice and sago.....	62
Fodder or feed cutters.....	122
Folders.....	60
Folding machines.....	122
Foliae digitalis.....	78
Foots.....	102
Forest, articles produce of.....	188
Forgings.....	118

F	PAGE.
Forks, steel.....	118
“ hay.....	114
“ pronged.....	114
Fossils.....	96
Fowls.....	52
Foundry facings of all kinds.....	96
Frames, picture.....	158
Frames for purses.....	140
Freight rates.....	58
French mustard.....	146
“ odours.....	156
Fringes.....	88
Fringe, bullion.....	64
Frogs, iron or steel.....	128
Fruit.....	96
Fruit, labels for.....	58
“ plants, N.O.P.....	158
“ syrup.....	110
Fuller's earth.....	98
Furniture, of wood.....	188
“ springs.....	140
Furs and skins and manufactures of.....	98
Fuse heads of metal.....	86
Fusel oil.....	168
Fustic, extract of.....	80
G	
Galvanic batteries.....	86
Gambier.....	84
Game.....	160
Game bags.....	102
Gannister.....	172
Garden seeds.....	162
Gas fixtures.....	140
Gas mantels.....	140
“ meters.....	140
Gaslight shades.....	140
Gasoline engines.....	118
Gasoline or naphtha.....	146
Gedda, gum.....	80
Gelatine.....	80
Gentian root.....	78
Generators, electric.....	86
Geographical globes.....	58
German potash salts.....	88
“ silver.....	140
Giant powder.....	102
Gilt ware.....	112
Ginger, ground and unground.....	168
“ ale.....	52
“ preserved.....	98
Gin, all kinds.....	168
Ginseng root.....	78
Girders, iron.....	116
Glass and manufactures of.....	98
“ plate.....	100
“ paper.....	162
Glauber salts.....	82
Globes geographical, topographical and astronomical.....	58
Globes, glass.....	100
Globules, or iron sand.....	106
Glove fasteners.....	110
Glove leather.....	108
Gloves and mitts.....	100
Glue.....	100
Glucose and glucose syrups.....	174
Glycerine.....	80
“ nitro.....	102
Goats.....	52
Gold and silver, manufactures of.....	112
Gold beaters', moulds.....	64
Gold beaters', skins for.....	64

SESSIONAL PAPER No. 10

G	PAGE
Goods, manufactured in bond.....	54
Goods, exported and returned.....	54
Gooseberry bushes.....	158
Gooseberries.....	96
Governor General, articles for.....	54
Grain.....	60
Grain products of.....	62
Grain crushers.....	122
Granite, stone.....	174
Graniteware, white.....	86
Grapes.....	96
Grape fruit.....	96
Grape sugar.....	174
“ vines.....	158
Grass, hats, caps, &c.....	104
“ fancy, dried.....	100
“ fibres and straw and manufactures of.....	100
“ plaits.....	104
“ seed.....	162
Gravel.....	172
Grease.....	102
Grindstones.....	174
Guano.....	88
Guavas.....	96
Gums.....	80
Gum wood lumber.....	186
Gun barrels, rough.....	120
Guns.....	120
Gun caps, percussion, and wads.....	102
Gunpowder and other explosives.....	102
Gut, cat, whip, &c.....	102
Gut and cord, &c.....	102
Gutta percha, India-rubber and caoutchouc, and manufactures of.....	104
Gypsum, crude.....	172
“ ground and calcined.....	174
H	
Haddock.....	90
Hair, and manufactures of.....	104
Hair, oils.....	156
Halibut.....	92
Hammocks.....	72
Hams.....	160
Hand carts.....	66
Hangings, paper.....	154
Handle bolts.....	184
Handles—	
Ash.....	188
D. Shovel.....	188
Hickory.....	188
Handkerchiefs, cotton.....	74
Hardware.....	120
Harness and parts of.....	108
“ soap.....	166
Harrows.....	114
Harvesters.....	114
Hats, caps and bonnets and articles for manufacture of, N.E.S.....	106
Hat boxes.....	180
Hatchets.....	132
Hats, fur.....	98
Hatters' bands, bindings.....	106
“ linings.....	106
“ sides and tips.....	106
“ furs.....	106
“ plush.....	106
“ irons.....	128
Hay.....	106
“ forks.....	114
“ loaders.....	114
“ rakes.....	190
“ tedders.....	114
Headings and staves.....	186

H	PAGE
Head lights.....	140
Heads, rubber, for whips.....	182
Hemlock bark.....	182
“ logs.....	184
Hemp, canvas.....	94
“ paper.....	106
“ dressed or undressed.....	94
Herrings.....	92
Hickory handles.....	188
Hickory billets, spokes, &c.....	184
Hides, raw.....	106
Hinges.....	126
Hoes.....	114
Hogs or swine.....	52
Hominy.....	62
Honey.....	106
Hoofs.....	106
Hooks, fish.....	90
Hoop iron.....	116
Hop poles.....	184
Hops.....	106
Horned cattle.....	52
Horns.....	106
“ strips.....	106
“ tips.....	106
Horses.....	52
Horse clothing, shaped.....	94
“ hair.....	104
“ powers.....	122
“ rakes.....	114
“ shoes.....	120
Hose, rubber.....	104
Hosiery, cotton.....	72
“ silk.....	166
“ woollen.....	190
House furniture.....	188
Household effects of Canadians dying abroad.....	52
Hubs of wood.....	180
Hydrated oxide of zinc.....	168
Hydro-fluo silicic acid.....	76
Hymn books.....	56
Hypochlorite of lime.....	78
I	
Ice.....	106
Ice creepers, steel for.....	130
Iceland moss.....	102
Illustrations, pictorial, for schools.....	158
Imitation precious stones.....	160
India-rubber and mfrs. of.....	104
Indian madder.....	80
“ meal and corn.....	60
Indigo.....	80
Ingot moulds.....	140
Ingots, aluminium.....	138
“ iron or steel.....	120
“ copper.....	112
Ink, writing.....	106
“ printing.....	106
“ shoemakers'.....	56
Instruments, philosophical, N.E.S.....	150
“ surgical and dental.....	132
Insulators of all kinds.....	86
Iodine, crude.....	80
Ipecacuanha.....	78
Iris.....	78
Iron ore.....	126
Iron sand or globules.....	106
“ acetate, solution.....	80
Iron and steel and mfrs. of.....	114
“ adzes.....	132
“ air compressors.....	122
“ anchors.....	114

I	PAGE.
Iron and steel, angles, rolled.....	114
“ anvils.....	116
“ axes.....	132
“ axles, &c.....	116
“ attachments, binding.....	114
“ balances.....	128
“ balls, steel, for use on bearings, &c.....	116
“ band.....	120
“ bar.....	116
“ bars, railway.....	128
“ “ steel.....	116
“ bayonets.....	116
“ beams.....	130
“ “ weighing.....	128
“ billets.....	116
“ blades, knife.....	120
“ blanks, eye bar.....	118
“ blanks, knife.....	120
“ blooms.....	120
“ boiler tubes.....	132
“ boilers.....	118
“ bolt blanks.....	112
“ bolts.....	126
“ bookbinders' machinery.....	122
“ bowls, steel.....	118
“ brads, cut.....	124
“ bridge plate.....	126
“ bridges.....	116
“ butts and hinges, N.E.S.....	116
“ Canada plates.....	128
“ cart or wagon skeins or boxes.....	116
“ cast iron pipe.....	126
“ cast scrap.....	128
“ castings.....	116
“ chains.....	116
“ channels.....	116
“ charcoal.....	126
“ chrome.....	118
“ Cornish rolls.....	122
“ cranes.....	122
“ crossings.....	128
“ crowbars.....	132
“ crucible sheet steel.....	130
“ cultivators.....	114
“ curry combs.....	120
“ cutlery, N.O.P.....	118
“ cuttings or clippings, wrought iron, sheet or plate.....	128
“ derricks.....	122
“ doors for safes and vaults.....	128
“ drills, grain seed.....	114
“ drills, rock.....	122
“ engines, locomotive and fire.....	118
“ “ gasoline.....	118
“ “ portable.....	122
“ ends, steel bloom, &c.....	128
“ eye bar blanks.....	118
“ fencing foils.....	116
“ ferro-manganese.....	118
“ “ silicon.....	118
“ files.....	132
“ fire-arms.....	120
“ fire extinguishers.....	118
“ fish plates.....	128
“ fittings.....	126
“ flat, cold rolled.....	118
“ flat wire.....	136
“ fodder or feed cutters.....	122
“ forgings or forged iron, N.O.P.....	118
“ forks, pronged.....	96
“ frogs.....	128
“ gasoline engines.....	118

I	PAGE.
Iron and steel, girders.....	116
“ grain crushers.....	122
“ gun barrels, rough.....	120
“ hardware.....	120
“ harrows.....	114
“ harvesters.....	114
“ hatchets.....	132
“ hatters' irons.....	128
“ hay knives.....	114
“ hay tedders.....	114
“ hinges, T and strap.....	126
“ hinge blanks.....	126
“ hoes.....	114
“ horse powers.....	122
“ “ rakes.....	114
“ horse shoes.....	120
“ hoop.....	116
“ implements, agricultural.....	114
“ “ parts of.....	114
“ ingots.....	114
“ “ coggled.....	220
“ instruments, surgical and dental.....	132
“ irons, hatters' and tailors'.....	128
“ rolled.....	126
“ knives, hay, straw, &c.....	114
“ knives, pen, jack and pocket.....	118
“ “ and forks.....	118
“ knees, ship.....	130
“ land sides.....	126
“ lawn mowers.....	114
“ locks.....	120
“ locomotives.....	118
“ “ parts of.....	118
“ locomotive tires.....	132
“ loops.....	120
“ machinery.....	120
“ “ for mfr. of linen.....	122
“ “ mining.....	122
“ “ machines, other.....	124
“ “ briquette making.....	120
“ “ embossing.....	122
“ “ fanning mills.....	122
“ “ fertilizer.....	122
“ “ folding.....	122
“ “ gold mining.....	122
“ “ well digging.....	124
“ “ mowing.....	114
“ “ paper cutting.....	122
“ “ portable.....	122
“ “ printing.....	122
“ “ ruling.....	122
“ “ sewing.....	124
“ “ steam shovels.....	124
“ “ slot.....	124
“ “ smelting.....	122
“ “ strength testing.....	128
“ “ typesetting.....	124
“ “ type-writing.....	124
“ “ wind mills.....	124
“ malleable castings.....	116
“ manufactures, not enumerated.....	136
“ masks.....	116
“ manure spreaders.....	114
“ masts.....	130
“ materials for construction of bridges.....	116
“ mattocks.....	132
“ mills, saw and planing.....	124
“ mills, fanning.....	122
“ mould boards.....	126
“ muskets.....	120
“ nails.....	124

SESSIONAL PAPER No. 10

	PAGE.
Iron and steel, needles	126
“ nut blanks	126
“ ore crushers	122
“ paper cutters	122
“ percussion coal cutters.	122
“ picks	132
“ pig	126
“ charcoal	126
“ pipe, cast iron	126
“ plate bridge	126
“ “ Canada	128
“ “ cast iron	126
“ “ universal mill or roll- ed edge steel.	126
“ plates, plough	126
“ “ not less than 30 in. wide	126
“ “ sheared or unsheared ships	130
“ plates or sheets cold rolled. ploughs	114
“ post hole diggers	114
“ potato diggers	114
“ presses, lithographic.	122
“ “ printing	122
“ “ rotary	122
“ puddle bars	120
“ pumps, hand	126
“ rails	128
“ railway spikes	128
“ crop ends tin plate bars	128
“ rakes, horse	114
“ “ garden	114
“ rasps	132
“ reapers	114
“ rifles	120
“ rivets	126
“ rock crushers	122
“ “ drills	122
“ rods	118
“ rolled for horseshoenails “ rolled, Swedish, for horseshoe nails.	124
“ “ round wire	136
“ rolls, Cornish & belted rolls. “ steel	122
“ “	126
“ rolls of sheeted iron or of chilled iron or steel.	126
“ rolled iron tubes for bed- steads	132
“ rollers, farm, road or field.. rounds	114
“ “	116
“ sad irons	128
“ safes	128
“ saws	132
“ scales	128
“ scrap, cast	116
“ “ wrought	128
“ “ from vessels wrecked screws	128
“ scythes	114
“ sections, special	116
“ separators, cream	118
“ shapes, structural	118
“ shafting, round, steel in bars, not exceeding 2½ inches in diameter	128
“ sheet	126
“ “ corrugated, galv., &c.	128
“ “ sheared or unsheared .. Russia iron flat	126
“ “ for ships	130
“ shoes, horse	120
“ shovels	114

	PAGE.
Iron and steel, steam shovels.	124
“ skates and parts of	130
“ skeins, cart or wagon	116
“ skelp	130
“ slabs, iron	120
“ “ steel	120
“ sledges	132
“ spades	114
“ spiegeleisen	118
“ spikes	124
“ spreaders, manure	114
“ springs	130
“ squares	116
“ stoves	130
“ steel balls for use on bear- ings, &c.	116
“ steel bowls	118
“ “ for buckle clasps	130
“ “ ice creepers	130
“ “ mower and reaper knives	130
“ steel ingots, &c.	120
“ “ rails	128
“ “ for rifles	120
“ “ rods of, rolled	128
“ “ saws	130
“ “ straw cutters	130
“ “ ships	130
“ “ No. 20 gauge	130
“ “ No. 12 gauge	130
“ strips	116
“ strips, for fencing	136
“ structural work	118
“ surgical instruments	132
“ switches	128
“ swords	116
“ tacks, cut	124
“ tailors' irons	128
“ railway tie plates	128
“ threshers	124
“ tools and implements	132
“ track tools	132
“ tubing	132
“ unenumerated articles	180
“ vaults, doors for	128
“ vises	116
“ ware, iron, galvanized, &c.	134
“ washers	126
“ washing machines	124
“ waste	128
“ wedges	132
“ weeders	114
“ wind mills	124
“ wire, covered	136
“ “ 16 gauge or thinner .. cloth	134
“ “ Bessemer and Homo .. fencing, barbed	134
“ “ buckthorn, &c.	134
“ “ nails	124
“ “ rigging	136
“ “ rods, Swedish, under ½ inch	124
“ “ rope	136
“ “ all other, N.O.P.	136
“ wool	130
Isinglass	80
Istle	102
Italian cloths	192
Ivory, unmanufactured	108
Ivory, black	152
“ manufactures, N.E.S.	108
“ “ fancy	88
“ nuts	184
“ vaccine points	84

I		L	
	PAGE.		PAGE.
Ivory, veneers	108	Lead pipe	136
Ivories, piano key	108	“ white	152
J		Leaf, gold and silver, Dutch and schlag metal	112
Jaconet, Swiss	74	Leather and manufactures of	108
Jalap root	78	“ harness	108
Jams	98	“ tanners' scrap	100
Japan dryers	180	“ glove	108
Japans	180	“ board	154
Japonica, terra	84	“ dressing	56
Japanned leather	108	“ leatheroid	154
“ tinware	138	“ textile for whips	182
Jars, glass	98	Leaves	78
Jeans, cotton, for corset makers	72	Leeches	110
Jellies	98	Leghorn hats, unfinished	106
Jewellery	108	Lemons	96
Jewellers' sweepings	140	Lemon peel	98
Jewel cases	88	Lenos, cotton	74
Juices, lime and fruit	110	Lenses for manufacture of cameras	150
Junk, old	108	Lichens	80
Jute and manufactures of	94	Lights, gas, side and head	140
“ butts	94	Lignite, products of	146
K		Lignum vitæ	186
Kainite	88	Limbs, artificial	51
Kangaroo leather	108	Lime	110
Kartavert, fibre	102	“ juice	110
Kaurie-gum	80	“ juice, crude	110
Kelp	102	“ chloride of	78
Kerosene oil	146	Limes	96
Kid leather	108	Linen, brown or bleached	94
Knees for ships	130	“ blouses and shirt waists	94
Knitted goods, N.O.P.	108	“ duck, canvas, &c.	94
“ goods, woollen	190	“ thread	94
Knitting yarn, cotton	74	Lines for fishing	90
Knives, pen, jack and pocket	118	Ling	90
“ hay	114	Linoleum	150
Kryolite	140	Linseed oil	150
L		Liquid dryers	180
Labels	58	Liquor, iron	80
Lac dye, crude	80	“ red	82
Laces, lace collars, &c.	88	Liquorice root	78
“ boot, shoe, shirt and stay	108	“ paste, rolls, &c.	80
Lace, white and cream coloured	74	Liqueurs	168
Lacquers	180	Liquors, spirituous, &c.	168
Lambskin	108	Lists, price	60
Lampblack	132	Litharge	152
Lamp chimneys	100	Lithographic stones	174
Lamps	140	“ presses	122
Lamp springs	140	Literary papers	60
“ wicks	74	Litmus	80
Lanterns	140	Lobsters	92
“ magic	110	Locks	120
Lard	160	Locomotive engines	118
“ oil	148	Locomotive tires	132
Lasts of wood	64	Locust beans	60
Lastings	188	Logs	184
Laths	184	Logwood, extract of	80
Laundry soap	166	Lotions	84
“ tubs	54	Looking glass, German	98
Launches	164	Loops, iron	120
Lava, unmanufactured	174	Lubricating oil	148
Lavatories	54	Lumber	184
Lavender water	156	M	
Lawn mowers	114	Macaroni	62
Lawns, cotton	74	Mace	168
Lead and manufactures of	136	Machine card clothing	110
“ pencils	156	Machines and machinery	120
		“ embossing	122
		“ fertilizer	122
		“ folding	122
		“ linotype	122
		“ mowing	114

SESSIONAL PAPER No. 10

	PAGE.
Machines, N.E.S.	124
“ paper cutting	122
“ portable	122
“ printing	122
“ ruling	122
“ sewing	124
“ slot	124
“ strength testing	128
“ type setting	124
“ type-writing	124
“ threshing	124
“ washing	124
Machinery for the mfr. of linen	122
“ mining and other	122
“ ships	164
Mackerel	92
Madder	80
Magazines	56
Magic lanterns and slides therefor	110
Magnesia	80
Mahogany	186
Malleable iron castings	116
Malt	62
“ extract	80
Manganese oxide of	80
Mangoes	96
Manila grass	102
“ hoods	106
Mantels of slate	166
Manures	88
Manure spreaders	114
Manuscripts	58
Maple sugar	174
“ timber	186
Maps	58
Marble and manufactures of	110
Masks	116
Mastic gum	80
Masts	186
Matches and match splints	188
Mats	66
“ India-rubber	104
Mathematical instruments	150
Materials for the construction of bridges	116
Matrix paper for printing	154
Matte, copper	112
Matting, cocoa	66
“ India-rubber	104
“ paper	154
Mattocks	132
Mattresses, hair and spring	110
Matrices	144
Meal	62
Meal, oil cake, cotton seed cake and palm nut cake	150
Meal, damaged	62
Meats	160
“ canned	160
“ dried or smoked	160
“ labels for	58
Medicines, proprietary (<i>see</i> Drugs)	80
Meerschaut, crude or raw	140
Menageries	110
Mescal	168
Melons	180
Metallic colours	152
“ elements and tungstic acid	140
Metal parts for buttons	140
Metals and minerals and manufactures of	110
Meters, gas	140
Methyl alcohol	168
Methylated spirits	168
Mexican fibre	102
Military stores	54
“ and Navy clothing	54

	PAGE.
Milk food	144
Milk condensed	144
Mill board	154
“ feed	62
Mills, fanning	122
“ planing	124
“ saw	124
“ stamp	122
Minerals and metals and manufactures of	110
Mineral and aerated waters	146
“ oil	146
“ soap	166
“ substances, N.O.P.	140
Mineralogical specimens	60
Mining machinery	122
Miscellaneous metals and minerals and manufactures of	138
Mitts, all kinds	100
Models	146
Mohair cloth	64
“ yarn	192
Molasses	174
Morocco skins, tanned	108
Morphine	80
Moss, crude and Iceland	102
Motors, electric	86
Moulds for gold beaters	64
“ of metal, ingot, glass	140
Mouldings, wood, plain and gilded	188
Mounts for umbrellas	142
Motor vehicles	66
Mowing machines	114
Mucilage	100
Muffs, fur	98
Munjeet	80
Muriate of potash	82
Muriatic acid	76
Mushroom spawn	164
Music, printed, &c.	60
Musical instruments, N.O.P.	146
“ “ for bands in the army, &c	146
“ “ for use in schools	146
Muslins	74
Musk	80
Muskets	120
Mustard	146
Mustard seed	164
Mutton	160

N

Nail rods, Swedish iron	124
Nails, brass	110
“ copper	112
“ composition	124
“ cut	124
“ iron wire	124
“ sheathing	124
Naphtha	148
“ wood	82
Napkins of cotton	74
Navy, articles for	54
Neat's-foot oil	148
Nectarines	96
Needles	126
Netting, cotton, silk, &c.	88
“ mosquito	74
Nettings and nets	88
Nets for fisheries	90
Nets, lawn tennis	72
Newspapers	58
Nibs, cocoa	68
Nickel and manufactures of	140
Nickel, anodes	138

N	PAGE.
Nitrate of ammonia	76
“ iron	80
“ lead	136
“ potash	82
“ soda	82
Nitre, sweet spirits of	170
Nitric acid	76
Nitrite of soda	82
Nitro-glycerine	102
Noils	192
Notches for umbrellas	142
Notes, promissory, forms for	56
Novels	60
Nutgalls	82
Nutmegs	168
Nuts	96
“ iron or steel	126
“ ivory	184

O

Oak	186
“ bark, extract of	80
“ timber square	186
“ logs	184
Oakum	108
Oats	60
Oatmeal and rolled oats	62
Ochres, ochrey earths	152
Odours, flower	156
Offal, fish	100
Office furniture	188
Oil, aniline	76
Oils	146
“ mineral	146
Oil, illuminating	148
“ animal	148
“ asphaltum for paving purposes	146
“ china wood	148
“ fish	148
“ lubricating	148
“ fusel	168
“ hair	156
“ kerosene	146
“ palm	148
“ peppermint	148
“ potato	168
“ vegetable	148
Oil cloth	150
Oilcake and oil meal	150
Oiled silk	150
Oil finish	180
Oleographs	56
Olive oil	148
Olives in bottles	158
“ in brine	158
Opium, crude, &c.	80
Optical, philosophical, photographic and mathematical instruments, N.O.P.	150
Oranges	96
Orange mineral	152
“ peel	98
Ores—	
Cobalt	142
Iron	126
Other, N.E.S.	142
Organ and piano players, mechanical	146
Organs	146
parts of	146
Organzine, silk	166
Ornam-ents, composition, &c.	88
“ bead	88
Orris root	78
Osiers	188

O	PAGE.
Ostrich feathers	88
Overcoatings	190
Oysters	92
“ seed and breeding	94
Oxalic acid	72
Oxide, arsenious	76
Oxides	152
“ of copper	152
“ of cobalt, zinc, &c.	152
“ of tin	152

P

Packages	152
Packing, rubber	104
Paddy, rice	62
Pads, stair	94
Pads, hair brush	64
Pails	190
Paintings	152
Paints and colours	152
Palings	184
Palm leaf, unmf'd	102
“ nut cake	150
“ meal	150
“ oil	148
“ spirits	168
Pamphlets, advertising	60
Paper and manufactures of	154
cutters	122
“ for cartridges	106
“ felt	154
“ films for photographic use	154
“ hemp, for shot shells	106
“ matting	154
“ printing	154
“ sand, glass, &c.	162
“ tarred	156
“ tubes and cones	154
“ twine or yarn of	156
“ wall	154
“ wrapping	156
N.E.S.	156
Papers, literary, and newspapers	60
Papeteries	154
Paraffine wax	182
Parasols, all kinds	182
“ sticks	190
“ materials for	182
Paris green	154
“ white	154
Parcels, post office	152
Pastes, toilet	156
Patent leather	108
Patterns, of brass, iron or other metal	142
“ boot and shoe, of paper	154
Paving brick	62
“ blocks	174
Peach trees	158
Peaches	96
Peanuts	96
Pear trees	158
Pears	96
Pearl ash	54
Pearl, mother of	160
Pearline	166
Pease	60
“ seed	164
Pecan nuts	96
Pedometers	74
Peel, candied	98
Pelts, raw	106
Pens, penholders, &c.	158
Pencils, lead	156

SESSIONAL PAPER No. 10

P		P	
	PAGE.		PAGE.
Pencils, slate	166	Plates, plough	126
Penknives.....	118	“ cold rolled	126
Peppermint oil.	148	“ rolled	126
Perchlorate of ammonia.....	78	“ sheared or unsheared.....	126
Perfession coal cutters.....	122	“ tin	138
Perfumes, pomades and hair oil, all kinds.....	156	“ universal mill or rolled edge steel.....	126
Periodicals.....	56	Platinum and black oxide of copper.....	142
Peroxide of barium.....	76	Platinum condensers.....	142
Persimmon wood.....	186	“ crucibles	142
Persis	82	“ wire	142
Personal effects of subjects dying abroad.....	52	“ retorts, pans, &c.....	142
Pessaries.....	180	“ pipe and tubing	142
Petroleum.....	148	Playing cards	154
Pheasants.....	52	Ploughs.....	114
Phials, glass.....	98	Plumbago and manufactures of.....	142
Philosophical instruments	150	“ crucibles.....	74
Phosphate, acid.....	76	Plums.....	96
“ rock.....	88	Plum trees.....	158
Phosphorus.....	82	Plush, cotton.....	74
Phosphor bronze.....	142	“ hatters.....	106
Phonographs, gramophones, &c	146	Pocket books.....	160
Photographs	150	“ knives.....	118
Photographic dryplates	100	Poles, hop, hoop and telegraph.....	184
“ instruments	150	Polish.....	160
“ paper	154	Pollock.....	90
Pianofortes	146	Pomades	156
Pianos and organs, parts of.....	146	Pomatums	156
Piano and organ players, mechanical.....	146	Pomegranates	96
Picks.....	132	Popcorn, candied.....	176
Pickets.....	184	Porcelain ware.....	84
Pickles and sauces.....	158	Pork, barrelled in brine.....	160
Pictorial illustrations for schools	158	“ fresh.....	160
“ show cards	60	Portable machines.....	122
Pictures.....	152	Porter.....	52
Picture frames.....	158	Portland cement	68
Pigeons, homing, &c.....	52	Post office parcels.....	152
Pigs, copper.....	112	Posters.....	60
“ lead	136	Potash.....	82
“ tin	138	“ nitrate of.....	82
“ spelter.....	138	“ prussiate of.....	82
“ zinc.....	138	Potassium, cyanide of	78
Pig iron.....	126	Potato spirits or oil.....	168
Pillow cases.....	74	Potatoes.....	180
Pine apples.....	96	Poultry.....	160
Pine, pitch, lumber.....	186	“ living.....	52
“ logs.....	184	Pounders.....	190
Pins.....	142	Powder, gun, rifle, &c	102
Pipe clay.....	62	“ cannister	102
“ mounts.....	180	“ musket and cannon.....	102
“ organs	146	Powders, tooth and other.....	156
Pipes, cast iron.....	126	“ soap	166
“ drain and sewer.....	64	“ baking.....	54
“ lead.....	136	Prayer books.....	56
“ tobacco.....	180	Precious stones and imitations of.....	160
Piques, cotton.....	74	Precipitate of copper.....	82
Pitch, bone.....	56	Preserves.....	98
“ Burgundy	78	Presses, printing	122
“ coal.....	178	“ rotary.....	122
“ pine.....	178	Presses, lithographic	122
“ tar.....	178	Price lists.....	60
Planing mills, portable.....	124	Primmers for shot shells.....	106
Plantains.....	96	Printed matter.....	56
Plaits, straw, grass and Tuscan.....	104	Printing paper.....	154
Planks.....	184	Prints.....	152
Plants and trees.....	158	Prizes won in competition.....	160
Plaster, crude.....	174	Proprietary medicines	80
Plaster of Paris.....	174	Provisions, N.O.P.....	160
Plated ware.....	112	Prunella cloth of wool.....	192
Plates, aluminium.....	138	Prunes, dried.....	96
“ Canada.....	128	Psalm books.....	56
“ cast iron.....	126	Puddle bars, iron and steel.....	120
“ engraved.....	160	Pulque.....	168
“ fashion.....	88	Pulp, straw.....	102
“ for ships.....	130	“ wood.....	190
“ photographic, dry.....	156	Pumice stone.....	166

P	PAGE.
Pumice, silver and mineral soaps.....	166
Pumps.....	126
Purses.....	160
" clasps for.....	140
Putty.....	154
" dry, for polishing.....	106
Pyroligneous acid.....	76
Pyroxylic spirits.....	168

Q	PAGE.
Quails.....	52
Quartz, crystallized.....	142
Quassia juice.....	82
Quicksilver.....	82
Quills.....	162
Quilts, cotton.....	74
Quinices.....	96
Quince trees.....	158
Quinine, salts of.....	82

R	PAGE.
Radium.....	82
Rags.....	162
Rakes.....	114
Rails.....	128
Railway bars, iron.....	128
" steel.....	128
Railway cars.....	66
" or road scrapers.....	66
" ties.....	184
" rugs.....	192
Raisins.....	96
Rape seed.....	164
Rasps.....	132
Raspberry bushes.....	158
Raspberries.....	96
Rattan and manufactures of, N.O.P.....	182
Reapers.....	114
Records for phonographs, &c.....	146
Red cedar.....	186
" pine timber.....	186
" lead.....	152
" liquor.....	82
" prussiate of potash.....	82
Redwood.....	186
Reeds for whips.....	182
" bamboo.....	182
" unmanufactured.....	182
Refrigerators.....	190
Refuse stone, not sawn, hammered, &c.....	174
Regalia.....	162
Registers, cash.....	66
Rennet.....	162
Repairs to steamers.....	164
Resin or rosin.....	162
Resin oil.....	148
Rhubarb root.....	78
Ribbons.....	162
Ribs, brass or iron, for umbrellas.....	142
Rice and rice flour.....	62
Rifles.....	120
Kings for umbrellas.....	142
Rivets, brass.....	110
" copper.....	112
" iron or steel.....	126
Rockingham ware.....	84
Rods, brass.....	110
Rod, iron and steel.....	118
" rolled round wire.....	136
" " steel.....	124
Rolled oats.....	62

R	PAGE.
Rolls of chilled iron or steel.....	126
Rolling pins.....	190
Rollers, copper.....	112
Rollers, farm, road or field.....	114
Roofing of slate.....	166
Roots, medicinal.....	78
Rose bushes.....	158
Rosewood.....	186
Rubber heads for whips.....	182
" and manufactures of.....	104
" crude.....	104
" cement.....	104
" waste.....	104
" other, N.O.P.....	101
Rugs.....	66
" railway.....	192
Ruling machines.....	122
Rum.....	170
Rum, bay.....	156
Rum shrub.....	168
Runners for umbrellas.....	142
Russia iron.....	128
Rye.....	60
" flour.....	62

S	PAGE.
Saddlery and parts of.....	108
Saddle jiggers, stirrups and saddle trees.....	162
Sad irons.....	128
Safflower.....	82
Saffron.....	82
Safes, iron.....	128
" doors for.....	128
Sago flour.....	62
Sails.....	162
Sail twine.....	94
" boats.....	56
Sal ammoniac.....	82
" soda.....	82
Salmon.....	92
Salt cake.....	82
" from U. K. or for fisheries.....	82
" in bulk.....	162
" in bags, barrels, &c.....	162
Salts, glauber.....	82
Saltpetre.....	82
Sandarac gum.....	80
Sand.....	172
" paper.....	172
Sandstone.....	172
Sapolio.....	166
Sappato gum.....	80
Sardines.....	96
Sarsaparilla.....	78
Satchels.....	160
Sateens.....	72
Sauces.....	158
Sausage casings.....	162
Saw-dust.....	186
Saw-mills, portable.....	122
Saws, steel for.....	130
Saws.....	132
Scales.....	128
Scientific associations, books printed by.....	58
Scenery and costumes, theatrical.....	72
Schiedam and other schnapps.....	168
Scrapers, road or railway.....	66
Scrap, old, brass and copper.....	112
" lead.....	136
" iron.....	128
" wrought from vessels wrecked.....	128
Screws, N. O. P.....	142
" wood screws.....	128

SESSIONAL PAPER No. 10

S	PAGE.	S	PAGE.
Serims, cotton.....	74	Siennas.....	152
Scythies.....	114	Signs.....	164
Sea fish.....	92	Silix.....	142
Sea grass.....	102	Silicate of soda.....	82
Seaweed.....	102	Silk cocoons.....	166
Seal oil.....	148	“ floss.....	166
Seeds, aromatic, viz.:—		“ hats.....	104
Anise star.....	162	“ in the gum.....	166
Caraway and coriander.....		“ and manufactures of, N.O.P.....	166
Cumin and cardamon.....		“ raw.....	166
Fennel and fenugreek.....		“ twist.....	166
Seeds and bulbous roots.....	162	Silk, sewing.....	166
Seedling stock for grafting.....	158	Silver, and manufactures of.....	112
Seines for fisheries.....	90	“ German, and manufactures of.....	140
Senegal gum.....	80	“ nickel.....	140
Separators, cream.....	118	Sinkers.....	90
“ cream, bowls for.....	118	Sinks.....	54
Serums.....	76	Sizing cream.....	64
Sesame oil.....	148	“ enamel.....	64
Settlers' effects.....	164	Skates and parts of.....	130
Sewer pipes.....	64	“ steel for.....	130
Sewing machines.....	124	Skeletons.....	52
Sewing and embroidery silk.....	166	Skelp iron.....	130
Shades, gas-light, lamp, &c.....	140	Skiffs.....	56
Shaddock.....	96	Skins of animals not native to Canada for	
Shale, products of.....	146	taxidermic purposes.....	56
Shams.....	74	Skins, animal, marine.....	98
Shapes, structural.....	118	“ undressed, dried, salted or pickled.....	106
Shawls, cotton.....	74	“ for gold-beaters.....	64
“ silk.....	166	“ fur.....	98
“ woollen.....	190	“ sausage.....	162
Sheep.....	52	“ tanned, N. O. P.....	106
“ skins, tanned.....	106	Slabs, iron or steel.....	120
Sheeting, cotton.....	74	Slate and manufactures of.....	166
Sheeting, rubber.....	104	Slates, school and writing.....	166
Sheets, aluminium.....	118	Sleds.....	66
“ brass.....	130	Sledges of iron or steel.....	132
Sheet iron or steel for ships.....	130	Sleighs.....	66
“ iron or steel.....	126	Slot machines.....	124
“ lead.....	136	Snaths.....	114
“ tin.....	138	Snuff.....	178
“ zinc.....	138	Soap.....	166
Shells, tortoise and other.....	180	“ powders.....	166
Shingles.....	184	“ pumice, silver and mineral.....	166
Ships.....	164	“ soft and liquid.....	166
“ and vessels, repairs on.....	164	“ toilet.....	168
Ship stores.....	54	“ whale oil.....	168
“ manufactured articles for.....	130	Socks and stockings, cotton.....	72
“ beams, sheets, plates, &c., for.....	130	“ silk.....	166
“ wire rigging for.....	136	“ woollen.....	190
Shirts, cotton.....	72	Sockets, electric.....	86
“ linen.....	94	Soda ash.....	82
“ silk.....	166	“ arseniate.....	82
“ woollen.....	190	“ bin-arseniate.....	82
Shirt waists.....	72	“ caustic.....	82
Shoddy, woollen.....	180	“ chlorate.....	82
Shoe blacking.....	56	“ bisulphite.....	82
“ buttons.....	64	“ hyposulphite of.....	82
“ laces.....	108	“ peroxide, prussiate and sulphite.....	82
“ lace wire fasteners.....	110	“ sulphate of, &c.....	82
“ shanks, steel for.....	130	“ stannate.....	82
Shoes, india-rubber and gutta percha.....	104	Sodium, hyposulphite.....	82
“ leather.....	108	“ sulphide of.....	82
“ horse, mule and ox.....	120	Sole leather.....	108
Shoemakers' ink.....	56	Soy.....	158
Shot, lead.....	136	Spades.....	114
Show cases.....	190	Spade and shovel blanks.....	114
“ cards, pictorial.....	60	Spanish cedar.....	186
Shoulders, meat.....	160	Spar, ornaments of.....	88
Shovels of iron or steel.....	114	Sparkling wine.....	172
Shovel handles.....	188	Special duty on articles shipped to Canada	
Shrubs.....	158	at lower than usual home trade price.....	194
Sickles.....	114	Specimens, entomological.....	60
Side lights.....	140	“ botanical.....	60
Sides, meat.....	162		

S	PAGE.
[Specimens, models and wall diagrams for illustration of natural history for universities and public museums.....	168
Spectacles.....	150
Spelter.....	138
Sperm oil or spermaceti.....	148
Spiegeleisen.....	118
Spices, ground and unground.....	168
Spikes.....	124
Spirits and wines.....	168
" methylated.....	168
Spirit, pyroxylic.....	168
" of wine.....	168
" wood.....	168
" perfumed.....	156
Spokes.....	184
Sponges.....	172
Spring mattresses.....	110
Springs.....	130
Spruce logs.....	184
Spurs and stiltis for earthenware.....	172
Square reeds.....	182
Squares, iron.....	116
Squills.....	78
Stair pads.....	94
Stamp mills.....	122
Stannate of soda.....	82
Starch and farina.....	172
Statuettes.....	88
Staves.....	186
Steam engines, locomotive.....	118
" portable.....	122
" other.....	118
Stearic acid.....	76
Steel balls for use on bearings, &c.....	116
Steel and manufactures of.....	114
Steel bars.....	116
Steel bridges, parts of.....	116
Stereotypes.....	142
Sticks, umbrella, &c.....	190
" walking.....	190
Stiltis for earthenware.....	172
Stockinettes.....	172
Stockings, cotton.....	72
" silk.....	169
" woollen.....	190
Stone and manufactures of.....	172
Stones, precious, polished.....	160
" in rough.....	160
Stone pumice.....	162
Stoneware.....	84
Stoves.....	130
Straw and manufactures of.....	102
Strawberries.....	96
Straw board.....	156
Straw-cutters.....	122
Straw hats.....	104
Straw plaits.....	104
Straw pulp.....	102
Strings, cat-gut.....	102
Strips, aluminium.....	138
" brass.....	110
" copper.....	112
Structural shapes.....	118
Structural work.....	118
Sugar candy.....	176
" glucose.....	174
" syrups and molasses.....	174
" all kinds, N.O.P.....	174
Sulphate of ammonia.....	76
" alumina.....	76
" copper.....	84
" iron.....	84
" soda.....	82

S	PAGE.
Sulphide of sodium.....	82
Sulphur.....	78
Sulphuric acid.....	76
" ether.....	84
Sumac.....	78
Sunshades, all kinds.....	180
Surgical dressing, antiseptic.....	84
Surgical instruments.....	132
Suspenders.....	60
Sweetened and fruit syrups, N.O.P.....	110
Swine.....	52
Switches, iron or steel.....	128
Swivels.....	90
Swords.....	116
Sycamore.....	186
Syrup, sugar.....	174

T

Table cloths.....	74
Tableware, glass.....	98
Tableware of china, porcelain, &c.....	84
Tablets for typewriters, with movable figures.....	180
Tacks.....	124
Tafia.....	168
Tagging metal.....	144
Tailors' irons.....	128
Tailors' Hollands of cotton.....	74
Tails, undressed.....	106
Tallow.....	176
" candles.....	64
Talc, ground.....	174
Tampico fibre.....	102
Tannic acid.....	76
Tanning articles.....	78
Tape, dyed or undyed.....	74
Tapestry, jute.....	94
" carpets.....	190
Tapioca.....	62
Tape lines.....	176
" yarn.....	176
Tar base.....	178
Tar, coal and pine.....	178
Tarred paper.....	156
Taraxacum.....	78
Tartar, cream of.....	78
Tartaric acid crystals.....	84
Tassels.....	88
Tea lead.....	138
Tea.....	178
Teasels.....	178
Teak, African.....	186
Teeth, artificial.....	178
Telegraph Co., A. A., articles for.....	54
" instruments.....	86
" insulators.....	86
" poles.....	184
Telephones.....	86
Terra cotta, ornaments of.....	88
Terra Japonica.....	84
Theatrical costumes and scenery.....	72
Thorium, nitrate.....	84
Thread, crochet cotton.....	74
" cotton, sewing.....	74
" on spools.....	74
" linen.....	94
" rubber.....	104
" tinsel.....	88
Threshers and separators.....	124
Threshing machine outfits.....	124
Ties, railway.....	184
Tiles, earthenware.....	86
Timber, square.....	186

SESSIONAL PAPER No. 10

T		V	
	PAGE.		PAGE.
Tin, bichloride of.....	78	Vaccine and ivory vaccine points.....	84
Tin and manufactures of.....	138	Valerian.....	78
Tinsel thread.....	88	Valises.....	180
Tin strip waste.....	138	Vanilla beans.....	76
“ foil.....	138	Varnish, liquid dryers, &c.....	180
Tinctures, containing spirits.....	84	Vaseline.....	84
Tobacco and manufactures of, N.O.P.....	178	Vaults.....	128
“ pipes, cigar holders, &c., all		Vegetable fibres.....	102
kinds.....	180	Vegetables.....	180
Toilet preparations.....	156	“ labels for.....	58
“ soap.....	168	“ manures.....	88
Tomatoes, fresh and in cans.....	180	Vehicles.....	66
Tonquin beans.....	76	“ motor.....	66
Tools and implements.....	132	Velveteens.....	74
“ track.....	132	Velvets, cotton.....	74
Tooth powders.....	156	“ silk.....	166
Topographical globes.....	58	Veneers, wood.....	186
Torpedoes.....	102	“ ivory.....	108
Tortoise and other shells.....	180	Verdigris.....	84
Tow of flax.....	94	Vermicelli.....	62
Towels, cotton.....	74	Vermouth.....	170
“ linen, &c.....	94	Vessels, beams, sheets, &c., for	130
Toys, all kinds.....	88	“ and ships and repairs on.....	164
Trawls.....	90	Vines, grape.....	158
Tragacanth.....	80	Vinegar.....	180
Treenails.....	186	Vitriol, blue.....	84
Trees.....	158	Vulture feathers.....	88
Tricycles.....	66		
Trinitrotoluol.....	78		
Trunks, hat boxes, carpet bags, valises, &c	180		
Trusses.....	180		
Tubing, brass.....	112		
“ brass covered.....	132		
“ copper.....	112		
“ iron and steel.....	132		
“ iron boiler.....	132		
“ zinc.....	138		
Tubs.....	190		
Tubular bow sockets, steel for.....	120		
Tufa.....	174		
Tumeric.....	84		
Turnip seed.....	164		
Turpentine, spirits of.....	180		
Turtles.....	180		
Tuscan plaits.....	104		
Tweeds.....	192		
Twine and manufactures of.....	72		
Twine, or yarn of paper.....	156		
“ sail.....	94		
Twist, silk.....	166		
Type.....	144		
“ metal.....	144		
Typesetting machines.....	124		
Typewriters.....	124		
Tires, locomotive, &c.....	132		
“ of rubber for vehicles of all kinds....	104		
U		W	
	PAGE.		PAGE.
Undershirts and drawers of cotton.....	72	Wads, gun.....	102
“ “ silk.....	166	Wagons.....	66
“ “ wool.....	190	Walking sticks.....	190
Ultramarine blue.....	154	Wall paper.....	154
Umbrellas.....	152	Walnut wood.....	186
Umbrellas, parasols & sunshades.....	180	Walnuts.....	96
“ sticks or handles.....	190	Ware, china and porcelain, C.C. and earth-	
“ materials for.....	142	enware and stoneware.....	86
Unenumerated articles.....	130	Ware, fibre, indurated or vulcanized.....	102
Union collar cloth paper, not glossed, &c....	156	“ plated and gilt.....	112
Universal mill or rolled edge steel plate....	126	“ table, glass.....	98
Upper leather.....	108	“ Japanned and stamped, granite, iron	
Urinals.....	54	and enamelled.....	138
		Wares, willow or osier.....	188
		Warps.....	74
		Wash boards.....	190
		Washers, iron or steel.....	126
		Washes, toilet.....	176
		“ hair, tooth, &c.....	156
		Washing machines.....	124
		Waste, from cotton, woollen fabrics, &c....	180
		Watches, watch cases, actions and move-	
		ments.....	182
		Water colours.....	152
		Waters, cologne and lavender.....	156
		Wax, beeswax.....	182
		“ paraffine.....	182
		“ sealing.....	182
		“ vegetable or mineral.....	182
		“ paraffine candles.....	64
		“ manufactures of, N.O.P.....	182
		Webbing.....	182
		Wedges.....	132
		Weeders.....	114
		Weighing beams.....	128
		Whalebone, unmanufactured.....	182
		Whale oil.....	148
		“ soap.....	168
		Wheat.....	60
		“ flour.....	62
		Wheelbarrows.....	66
		Wheels, emery.....	86
		Whips.....	182

W		W	
	PAGE.		PAGE.
Whips, articles for manufacture of.....	182	Wood pulp	190
Whip gut.....	102	“ screws	128
Whiskey.....	170	Woodenware.....	190
Whisks.....	64	Wool, manufactures of.....	190
White ash lumber.....	186	“ not further prepared than washed, N.O.P.....	192
White wood lumber.....	186	Wool, cotton.....	74
White lead, dry.....	152	Wool, steel.....	130
White, zinc.....	154	Woollen fabrics.....	192
Whiting.....	154	Worm gut.....	102
“ gilders.....	154	Worsted, manufactures of (in wool).....	192
Window cornices and cornice poles of all kinds.....	182	Wrapping paper.....	156
Window, glass.....	98	Wringers, clothes.....	68
“ shades.....	182	Writing slates.....	166
“ shade rollers.....	182		
Wind mills.....	124		
Wines.....	170		
“ non-sparkling.....	170		
“ sparkling.....	172		
“ spirits of.....	168		
Wire, brass.....	112		
“ Bessemer and homo.....	134		
“ copper.....	112		
“ crucible cast steel.....	134		
“ fencing.....	136		
“ for boots and shoes.....	144		
“ buckthorn and strip.....	134		
“ nails.....	124		
“ twisted, except iron and steel.....	144		
“ cloth, brass.....	112		
“ copper.....	112		
“ N.O.P.....	136		
“ covered.....	136		
“ fencing, barbed.....	134		
“ tinsel.....	88		
“ 16 gauge or thinner.....	134		
“ platinum.....	142		
“ rigging.....	136		
“ rods for wire manufacture.....	136		
“ rope, iron and steel.....	136		
“ iron and steel, all other, N.O.P.....	136		
“ of all kinds, N.O.P.....	144		
Women's and children's dress goods, &c.....	190		
Wood for fuel.....	188		

X	
Xyolite, xylonite, &c.....	68

Y	
Yams, fresh or dry, salted, &c.....	180
Yarn, finer than No. 40.....	74
“ coir.....	70
“ cotton.....	70
“ flax and hemp.....	94
“ hosiery.....	74
“ jute.....	94
“ knitting.....	74
“ mohair.....	192
Yarn, woollen, &c.....	192
“ N.O.P.....	194
Yeast cakes and compressed yeast, &c.....	194
Yellow metal.....	144

Z	
Zinc and spelter, and manufactures of.....	138
“ seamless, drawn tubing.....	138
“ white.....	154
“ sulphate.....	84

INDEX TO EXPORTS

PART I

See also 'Table of Contents.'

Articles.	Total Exports.	Canadian Produce.	Articles.	Total Exports.	Canadian Produce.
A	Page.	Page.	B	Page.	Page.
Acetate of lime.....	76	199	Bolts, shingle.....	186	210
Agricultural implements.....	114	203	" stave.....	186	210
" " parts of.....	114	203	Boots and shoes, leather.....	108	202
" " all other.....	114	203	" " rubber.....	104	201
" products, N.E.S.....	180	209	Bran.....	62	197
Ale and beer.....	52	196	Brandy.....	168	208
Alcohol, wood.....	168	208	Brick.....	62	197
Aluminum.....	138	204	Brooms and whisks.....	64	197
" manufactures of.....	138	204	Brushes of all kinds.....	64	197
Animals, living.....	52	196	Buckwheat.....	62	197
" other.....	52	196	Building stone, unwrought.....	174	208
" produce N.E.S.....	180	209	" manufactured.....	174	208
Antimony ore.....	142	204	Bullion and coin.....	194	211
Apparel, wearing.....	68	198	Buoys, gas.....	120	203
Apples, dried.....	96	200	Butter.....	160	207
" green.....	96	204	Buttons.....	64	197
Arsenic.....	138	204			
Asbestos.....	138	204	C		
Ash timber, square.....	186	210	Calcium carbide.....	78	199
Ashes, pot and pearl.....	54	196	Candles.....	64	197
" leached.....	54	196	Caps and hats.....	104	202
" all other.....	54	196	Carriages.....	66	198
Automobiles and parts of.....	66	198	" parts of.....	66	198
B			Cartridges, gun, &c.....	102	201
Bacon.....	160	207	Carts.....	66	198
Baking powder.....	54	196	Casein.....	78	199
Balsam.....	54	196	Castings, N.E.S.....	116	203
Bait fish.....	90	199	Cattle, one year old or less.....	52	196
Bark for tanning.....	182	209	" over one year old.....	52	196
" hemlock, extract of.....	80	199	Cedar logs, &c.....	186	210
Barley.....	62	197	" posts.....	186	210
Barrels, empty.....	188	211	Cement.....	68	198
Barytes.....	138	204	Cereal foods.....	62	197
Basswood.....	184	210	Charcoal.....	68	198
Battens.....	184	210	Cheese.....	160	207
Beans.....	60	197	Chemicals, &c.....	76	199
Belting, rubber.....	104	201	Chromic iron.....	118	203
Berries of all kinds.....	96	201	Churns, &c.....	190	211
Beer and ale.....	52	198	Cider.....	68	198
Beef.....	160	207	Cigars.....	178	209
Bicycles.....	66	198	Cigarettes.....	178	209
Binder twine.....	72	193	Cinders.....	68	198
Birch timber, square.....	186	210	Clams.....	90	199
Biscuits and bread.....	62	197	Clay, manufactures of.....	62	197
Blinds, doors and sashes.....	188	211	Clothing and wearing apparel.....	68	204
Blocks, match.....	188	210	" rubber.....	104	201
Boards and planks.....	184	210	Clover seed.....	162	207
Bones.....	56	196	Coal.....	68	198
Books, pamphlets, maps, &c.....	56	196	Coal oil, &c.....	146	205

Articles.	Total Exports.	Canadian Produce.	Articles.	Total Exports.	Canadian Produce.
C	Page.	Page.	F	Page.	Page.
Codfish, &c.	90	199	Fish— <i>Con.</i>		
Cod oil.	148	205	Oils— <i>Con.</i>		
Coffee.	79	198	Other.	148	205
Coin and bullion.	194	211	Oysters.	84	200
Coke.	52	198	Salmon.	92	200
Confectionery.	176	209	" or lake trout.	92	200
Cordage, rope and twine.	72	198	Fish, sea, other.	92	200
Corn, Indian.	60	197	Tongues and sounds.	90	200
Copper, fine, contained in ore, matte or regulus of.	112	203	All other, fresh.	90	199
Creosote oil.	148	206	" pickled.	92	199
Copper, black or coarse.	112	203	Other articles.	94	200
" cement.	112	203	Flaxseed.	162	207
" in pigs.	112	203	Flax.	94	200
Corundum ore.	142	204	Flour, rye.	62	197
Cotton fabrics.	72	199	" of wheat.	62	197
" other.	74	199	Forest, other articles.	188	211
" waste.	74	199	Freestone, &c., unwrought.	174	208
Cream, condensed.	144	205	" manufactured.	174	208
" sweet.	144	205	Fruit, viz. :—		
Cultivators.	114	203	Apples, dried.	96	200
			" green.	96	201
D			Canned or preserved.	98	201
Deal ends.	184	210	Dried, N.E.S.	96	200
Deals, pine.	184	210	All other.	96	201
" spruce and other.	184	210	Fulminates and explosives.	102	201
Doors, sashes and blinds.	188	211	Furniture, household.	188	211
Drugs, chemicals, &c.	76	199	Furs, manufactures of.	98	201
Dyestuffs.	76	199	" dressed.	98	201
			" undressed.	98	201
E			" skins, the produce of fish or marine animals.	98	201
Earthenware and manufactures of.	84	199	Futtocks and knees.	184	209
Effects, settlers.	164	207			
Eggs.	160	207	G		
Electric apparatus.	86	199	Game, dressed and undressed.	160	206
Electrotypes.	142	205	Gas buoys.	120	203
Elm logs.	184	210	Gasoline.	146	205
" timber, square.	186	210	Glass and glassware.	98	201
Explosives and fulminates, &c.	102	201	Gold-bearing quartz, dust, nuggets, &c.	112	203
Extract of hemlock bark.	80	199	Grain and products of, viz. :—		
			Barley.	62	197
F			Beans.	60	197
Fabrics, cotton.	72	199	Bran.	62	197
Felt, adhesive.	88	199	Buckwheat.	60	197
" paper.	154	206	Indian corn.	60	197
Felspar.	172	209	Oats.	60	197
Fertilizers.	88	199	Pease, whole.	60	197
Films, photographer's.	154	206	" split.	60	197
Fire arms.	120	203	Rye.	60	197
Firewood.	188	209	Flour of rye.	62	197
Fish, viz. :—			Wheat.	60	197
Bait.	90	199	Flour of wheat.	62	197
Clams or other.	90	199	Indian meal.	62	197
Codfish, haddock, ling and pollock.	90	199	Oatmeal.	62	197
Halibut.	92	199	Grain, all other.	60	197
Herring.	92	199	Meal, all other.	62	197
Lobsters.	92	199	Gin.	168	208
Mackerel.	92	200	Glucose.	174	209
Oil, viz. :—			Glue stock.	100	201
Cod.	148	205	Granite, &c., unwrought.	174	208
Seal.	148	205	" manufactured.	174	208
Whale.	148	205	Grape vines.	158	206
			Grass seed.	162	207
			Gravel and sand.	172	208
			Grease and scraps.	102	201

SESSIONAL PAPER No. 10

Articles.	Total Exports.	Canadian Produce.	Articles.	Total Exports.	Canadian Produce.
	Page.	Page.		Page.	Page.
G			J		
Grindstones.....	174	208	Joists.....	184	210
Gun chicle.....	80	199	Junk.....	108	202
Guns.....	120	203	K		
Gypsum and plaster, crude.....	172	208	Kerosene oil.....	146	205
" " ground.....	174	208	Knees and futtocks.....	184	209
H			L		
Haddock.....	90	199	Lamps and lanterns.....	140	201
Halibut.....	92	199	Lard.....	160	210
Hair.....	104	202	Lard oil.....	148	206
Hams.....	160	207	Laths.....	184	210
Hardware, N.E.S.....	120	203	Lathwood.....	184	209
Harness and saddlery.....	108	202	Launches, gasoline.....	164	207
Harrows.....	114	203	Lead, metallic, &c.....	136	204
Harvesters.....	114	203	" pig.....	136	204
Hats and caps.....	106	202	Leaf, tobacco.....	178	209
Hay.....	106	202	Leather, viz. :—		
" forks.....	114	203	N.E.S.....	108	202
" rakes.....	114	203	Boots and shoes.....	108	202
Herring.....	92	199	Harness and saddlery.....	108	202
Headings, staves, &c.....	186	210	Other manufactures of.....	168	202
Hemlock bark, extract of.....	80	199	Sole manufactures of.....	108	202
" logs.....	184	210	Upper.....	108	202
Hemp.....	94	200	Lime.....	110	202
Hickory lumber.....	184	210	Limestone, &c., unwrought.....	172	208
Hides and skins, other than fur.....	106	202	" manufactured.....	172	208
Honey.....	106	202	Ling.....	150	199
Hops.....	106	202	Linotype machines.....	122	203
Hop poles.....	184	211	Liquors, viz. :—		
Horns and hoofs.....	106	202	Ale and beer.....	52	196
Horses, one year old or less.....	52	196	Brandy.....	168	208
" over one year old.....	52	196	Gin.....	168	208
Hose, rubber.....	104	201	Other spirits, N.E.S.....	170	208
Household effects.....	52	211	Rum.....	170	208
" furniture.....	188	211	Whiskey.....	170	208
I			Wines.....	170	208
Ice.....	106		Lobsters.....	92	199
Implements, agricultural.....	114	202	Logs, viz. :—		
" " all other.....	114	203	Cedar, &c.....	186	210
" " parts of.....	114	203	Elm.....	184	210
Indian corn.....	60	203	Hemlock.....	184	210
Indian meal.....	62	197	Oak.....	184	210
India-rubber, manufactures of.....	104	197	Pine.....	184	210
" N.E.S.....	104	201	Spruce.....	184	210
Iron and steel, manufactures of, viz. :—		201	Tamarack.....	186	210
Castings, N.E.S.....	116		Other.....	184	210
Gas buoys.....	120	203	Lumber, viz. :—		
Hardware, N.E.S.....	120	203	Basswood.....	184	210
Machinery, N.E.S.....	124	203	Battens.....	184	210
Pig.....	126	203	Deals, pine.....	184	210
Scrap iron.....	116	204	" spruce and other.....	184	210
Sewing machines.....	124	204	Deal ends.....	184	210
Stoves.....	130	203	Hickory.....	184	210
Iron ore.....	126	204	Joists.....	184	210
Iron, chromic.....	118	204	Laths.....	184	210
Ivory nuts.....	184	203	Palings.....	184	210
		209	Pickets.....	184	210
J			Planks and boards.....	184	210
Jewellery.....	108	202	Scantling.....	184	210
Jewellers' sweepings.....	140	204	Shingles.....	184	210
			Shooks.....	186	210
			Staves, other and headings.....	186	210
			All other, N.E.S.....	184	210
			Lye.....	80	199

Articles.	Total Exports.	Canadian Produce.	Articles.	Total Exports.	Canadian Produce.
M	Page.	Page.	O	Page.	Page.
Machine tools.....	132	203	Oakum.....	108	202
Machines, agricultural.....	114	203	Oak logs.....	184	210
" linotype.....	122	203	" timber, square.....	186	211
" sewing.....	124	203	Oats.....	60	196
Machinery, N.E.S.....	124	203	Oatmeal.....	62	197
Mackerel.....	92	200	Ochres.....	152	206
Malt.....	62	197	Oil cake.....	150	205
Manganese ore.....	142	204	" cloths.....	150	205
Manufactures, other articles.....	180	202	Oil creosote.....	148	206
Maple sugar.....	174	209	" fish.....	148	205
" syrup.....	174	209	" lard.....	148	206
" timber, square.....	186	210	" neatfoot.....	148	206
Maps.....	58	197	" N.E.S.....	148	206
Marble and stone, unwrought.....	110	208	" mineral, coal and kerosene.....	146	205
" manufactured.....	110	208	Ores, viz. :—		
Marine animals, skins of.....	98	201	Antimony.....	142	204
Masts and spars.....	139	210	Corundum.....	142	204
Match blocks.....	186	210	Iron.....	126	204
Matches and match splints.....	188	211	Manganese.....	142	204
Mats and matting, rubber.....	188	201	Other.....	142	204
Meal, Indian.....	104	197	Organs.....	146	204
" oat.....	62	197	Oxide iron.....	152	206
" rice.....	62	197	Oysters, fresh.....	92	200
Meal, all other.....	62	197			
Meats, viz. :—					
Bacon.....	160	207	P		
Beef.....	160	207	Pails, &c.....	190	211
Canned.....	160	207	Paints and varnishes.....	152	206
Game.....	160	207	Palings.....	102	210
Hams.....	160	207	Pamphlets.....	60	197
Mutton.....	160	207	Paper, felt.....	154	206
Pork.....	160	207	" printing.....	154	206
Tongues.....	160	207	" wall.....	154	206
Poultry, dressed and undressed.....	160	207	" wrapping.....	156	206
All other, N.E.S.....	160	207	" N.E.S.....	156	206
Medicines, &c.....	80	199	Pease, whole.....	60	197
Metals, aluminium.....	138	204	" split.....	60	197
" in frs. of.....	138	204	Pelts, sheep.....	106	202
" copper, &c.....	112	203	Phosphates.....	88	199
" N.O.P.....	112	203	Phosphorus.....	82	199
Mica.....	140	204	Photographs.....	152	196
Milk, condensed.....	144	205	Pianos.....	146	204
" sweet.....	144	205	Pickets.....	184	210
Mineral, oil, coal and kerosene.....	146	205	Pig iron.....	126	204
Mineral pigments, iron oxides, ochres, &c.....	152	206	Pigment, mineral.....	152	206
Mine, other articles.....	140	204	Piling.....	186	210
Mineral water.....	146	205	Pine deals.....	184	210
Miscellaneous articles, other.....	180	209	" logs.....	184	210
Molasses.....	174	209	" timber, red, square.....	186	211
Mouldings, &c.....	188	211	" white, square.....	186	211
Mowing machines.....	114	203	Planks and boards.....	184	210
Musical instruments, viz. :—			Plants, &c.....	158	206
Organs.....	146	204	Platinum.....	142	204
Pianos.....	146	204	Plaster, &c., crude.....	174	208
All other.....	146	204	" ground.....	174	208
Mutton.....	160	207	Ploughs.....	114	203
N			Plumbago, crude.....	142	205
Naphtha and gasoline.....	146	205	" manufactures of.....	142	205
Neatsfoot oil.....	143	206	Poles, hop, &c.....	184	210
Nuts.....	96	200	Pollock.....	90	199
" ivory.....	184	209	Pork.....	160	207
Nickel ore, matte or speiss.....	140	204	Posts, cedar, tamarack and other.....	186	210
			Pot and pearl ash.....	54	196
			Potatoes.....	180	209
			Poultry, living.....	52	196
			Poultry, dressed and undressed.....	160	207
			Printing paper.....	154	206

Articles.	Total Exports.	Canadian Produce.	Articles.	Total Exports.	Canadian Produce.
T	Page.	Page.	W	Page.	Page.
Turnips.....	180	209	Wagons.....	66	198
Twines.....	72	198	Wallpaper.....	154	206
Typewriters.....	124	203	Wearing apparel.....	190	198
			Whale oil.....	148	205
U			Wheat.....	60	197
Upper leather.....	108	202	" flour.....	62	197
V			Whiskey.....	170	208
Valises.....	180	209	Wines.....	170	208
Varnishes.....	180	206	Wood alcohol.....	168	208
Vehicles.....	66	196	Wood, viz :—		
" other.....	66	196	Barrels, empty.....	188	211
Vegetables, canned or preserved.....	180	209	Doors, sashes and blinds.....	188	211
Vegetables, potatoes.....	180	209	For pulp.....	190	211
" turnips.....	180	209	Household furniture.....	188	211
" other.....	180	209	Lathwood.....	184	209
Vinegar.....	180	209	Matches and match splints.....	188	211
Vines, grape, &c.....	158	206	Mouldings, trimmings and other house furnishings.....	188	211
W			Pails, tubs, churns and other hollow woodenware.....	190	211
Waste, cotton.....	180	199	Pulp.....	188	211
Water, mineral.....	146	205	Spoolwood, &c.....	190	211
			Other manufactures of.....	190	211
			Wool.....	190	211
			Woollens.....	192	211
			Wrapping paper.....	156	206

DOMINION OF CANADA

REPORT

OF THE

DEPARTMENT OF TRADE AND COMMERCE

FOR THE

FISCAL YEAR ENDED MARCH 31

1913

PART II

CANADIAN TRADE

WITH FRANCE	WITH UNITED KINGDOM
WITH GERMANY	WITH UNITED STATES

PRINTED BY ORDER OF PARLIAMENT



OTTAWA

PRINTED BY C. H. PARMELEE, PRINTER TO THE KING'S MOST
EXCELLENT MAJESTY

1913

GENERAL INDEX

PART I.—CANADIAN TRADE :—

Imports into and Exports from Canada.
(Itemized and General Statements.)

PART II.—CANADIAN TRADE :—

With France.
With Germany.
With United Kingdom.
With United States.

PART III.—CANADIAN TRADE :—

With Foreign Countries.
(Except France, Germany, United Kingdom and United States.)

PART IV.—MISCELLANEOUS INFORMATION :—

Bounties.
Lumber and Staple Products.
Revenue and Expenditure of Department of Trade and Commerce.
Statistical Record of the Progress of Canada.
Tonnage Tables.
Trade Commissioner Service.

PART V.—GRAIN STATISTICS.

PART VI.—SUBSIDIZED STEAMSHIP SERVICES.

PART VII.—TRADE OF FOREIGN COUNTRIES : TREATIES AND CONVENTIONS.

NOTE—*The above parts will not necessarily be issued in the order indicated.*

PART II

CANADIAN TRADE

WITH FRANCE
WITH GERMANY

WITH UNITED KINGDOM
WITH UNITED STATES

TABLE OF CONTENTS

	PAGE
Trade of Canada with the World—	
Summary of the Imports therefrom and Exports thereto, 1894 to 1913....	4.
Trade of Canada with France—	
Summary of the Imports therefrom and Exports thereto, 1894 to 1913....	5
Principal Articles Imported therefrom, 1909 to 1913.....	6
Principal Articles Exported thereto, 1909 to 1913.....	21
Trade of Canada with Germany—	
Summary of the Imports therefrom and Exports thereto, 1894 to 1913....	25
Principal Articles Imported therefrom, 1909 to 1913.....	26
Principal Articles Exported thereto, 1909 to 1913.....	46
Trade of Canada with United Kingdom—	
Summary of the Imports therefrom and Exports thereto, 1894 to 1913....	50
Principal Articles Imported therefrom, 1909 to 1913.....	51
Principal Articles Exported thereto, 1909 to 1913.....	103
Trade of Canada with United States—	
Summary of the Imports therefrom and Exports thereto, 1894 to 1913....	112
Principal Articles Imported therefrom, 1909 to 1913.....	113
Principal Articles Exported thereto, 1909 to 1913.....	186

TRADE OF CANADA WITH THE WORLD.
SUMMARY OF THE IMPORTS THEREFROM AND EXPORTS THERETO.

Fiscal Years.	IMPORTS—(MERCHANDISE.)			EXPORTS—(MERCHANDISE.)			COIN AND BULLION.		Totals, Imports and Exports.	IMPORTS FOR CONSUMPTION. (MERCHANDISE.)			
	Dutiable.	Free.	Total.	Canadian Produce.	Foreign Produce.		Total.	Imports.		Exports.	Dutiable.	Free.	Duty Collected.
					\$	%							
1894.....	73,341,506	46,110,362	119,451,868	103,851,764	11,833,805	115,685,569	4,023,072	1,839,380	240,999,889	62,779,182	46,291,729	19,369,714	
1895.....	64,061,587	42,140,475	106,205,062	102,828,441	6,485,043	109,313,484	4,576,620	4,325,319	224,420,485	58,557,655	42,118,236	17,872,746	
1896.....	74,259,940	38,525,249	112,785,189	109,707,805	6,606,738	116,314,543	5,226,319	4,693,309	229,025,360	67,283,769	38,121,402	20,134,724	
1897.....	74,108,590	40,433,825	114,542,415	123,632,540	10,825,163	134,457,703	4,676,194	3,492,350	237,108,862	66,220,765	40,397,062	19,844,557	
1898.....	84,141,104	51,791,105	135,932,209	144,548,662	14,980,883	159,529,545	4,300,844	4,623,138	304,475,736	74,625,088	51,682,074	21,807,073	
1899.....	98,349,633	59,709,541	158,059,174	137,360,792	17,520,088	154,880,880	4,705,134	4,016,025	321,661,213	89,433,172	59,913,287	25,624,838	
1900.....	112,943,896	68,381,179	181,325,075	168,972,301	14,263,254	183,237,555	8,217,438	8,657,168	381,517,236	104,346,795	68,160,083	28,835,349	
1901.....	115,574,658	71,303,573	186,878,231	177,431,386	17,077,757	194,509,143	8,537,294	1,978,489	386,903,157	105,969,756	71,730,938	29,063,973	
1902.....	127,955,281	78,008,472	205,963,753	196,019,763	13,951,101	209,970,864	6,311,405	1,669,422	423,910,444	118,657,496	77,822,694	32,352,538	
1903.....	143,859,632	88,398,532	232,258,164	214,401,674	10,828,087	225,229,761	8,976,797	619,963	467,064,685	136,796,065	88,017,654	37,022,581	
1904.....	156,108,453	95,229,037	251,337,490	198,414,439	12,641,239	211,055,678	7,874,313	2,465,557	472,733,038	148,909,576	94,680,443	40,840,157	
1905.....	157,164,975	99,361,007	256,525,982	190,854,946	10,617,115	201,472,061	10,308,435	1,844,811	470,151,289	150,928,787	100,688,332	41,794,593	
1906.....	176,790,332	110,417,080	287,207,412	235,483,956	11,173,846	246,657,802	7,078,603	9,928,828	550,872,615	173,046,109	110,236,095	46,437,440	
1907 (9mos.)	154,856,659	97,412,340	252,268,999	180,545,306	11,541,927	192,087,233	7,517,008	13,189,964	465,063,204	152,065,529	97,072,345	40,053,624	
1908.....	230,917,914	133,319,950	364,237,864	246,990,968	16,407,984	263,398,952	6,518,661	16,637,654	650,793,131	218,160,047	133,719,908	57,991,677	
1909.....	185,329,094	114,433,072	299,768,166	242,603,581	17,318,782	259,922,366	9,988,442	1,589,733	571,208,767	175,014,160	113,203,355	47,804,879	
1910.....	241,961,536	143,873,547	385,835,103	279,247,551	19,516,442	298,763,993	6,017,589	2,594,536	633,211,221	227,264,346	142,551,081	60,709,797	
1911.....	291,818,801	170,222,529	462,041,330	274,316,553	15,683,657	290,000,210	10,206,210	7,196,155	769,443,905	282,723,812	169,021,246	72,935,639	
1912.....	343,370,082	189,916,581	533,286,663	290,223,857	17,492,294	307,716,151	26,033,881	7,601,099	874,637,794	335,304,060	186,144,249	87,033,590	
1913.....	456,086,187	290,518,226	686,604,413	355,754,600	21,313,755	377,068,355	5,427,979	16,163,702	1,085,264,449	441,606,885	228,482,181	114,501,671	

SESSIONAL PAPER No. 10a

TRADE OF CANADA WITH FRANCE.
SUMMARY OF THE IMPORTS THEREFROM AND EXPORTS THERETO.

Fiscal Years.	IMPORTS - (MERCHANDISE.)			EXPORTS - (MERCHANDISE.)			COIN AND BULLION.			Totals, Imports and Exports.	IMPORTS FOR CONSUMPTION. (MERCHANDISE.)		
	Dutiable.	Free.	Total.	Canadian Produce.	Foreign Produce.	Total.	Imports.		Exports.		Dutiable.	Free.	Duty Collected.
							\$	%		\$			
1894.....	2,157,881	352,483	2,510,364	472,056	72,930	544,986	15	3,655,365	2,181,612	355,337	1,019,568	
1895.....	2,300,874	335,408	2,636,342	330,805	4,477	335,282	2,971,624	2,247,199	337,975	985,946	
1896.....	2,460,850	321,843	2,782,693	573,835	7,705	581,540	80	3,364,313	2,487,133	323,729	1,020,805	
1897.....	2,169,529	337,599	2,507,128	683,955	6,741	690,696	3,197,824	2,260,184	341,167	969,540	
1898.....	3,408,200	682,306	4,090,506	1,015,612	9,650	1,025,262	321	5,116,089	3,291,213	683,817	1,183,890	
1899.....	3,333,259	546,613	3,879,872	1,551,909	5,813	1,557,722	5,437,594	3,341,369	547,926	1,300,876	
1900.....	3,601,420	863,262	4,464,682	1,372,359	2,411	1,374,770	256	5,839,708	3,503,609	864,637	1,428,019	
1901.....	4,675,765	827,412	5,503,177	1,436,628	144,703	1,581,331	228	7,084,736	4,569,060	828,733	1,794,436	
1902.....	5,791,812	1,123,523	6,915,335	1,300,798	88,050	1,388,848	48	8,304,231	5,546,876	1,125,270	2,163,016	
1903.....	5,086,879	1,417,049	6,503,928	1,316,713	24,905	1,341,618	7,845,546	5,169,258	1,420,771	2,098,634	
1904.....	5,142,736	1,146,612	6,289,348	1,539,462	58,466	1,597,928	14	7,887,290	5,056,303	1,150,208	2,113,668	
1905.....	5,492,411	1,708,872	7,201,283	1,479,999	31,299	1,511,298	396	8,712,977	5,345,962	1,712,781	2,224,968	
1906.....	6,240,402	1,457,355	7,697,757	2,110,444	9,647	2,120,091	290	9,818,138	6,205,612	1,462,085	2,520,035	
1907 (9mos.)	5,518,020	1,161,112	6,679,132	1,402,832	6,740	1,409,572	217	8,088,921	5,532,399	1,166,796	2,219,577	
1908.....	8,797,722	1,453,995	10,251,717	1,762,832	43,900	1,806,732	12,058,449	8,443,468	1,458,441	3,331,550	
1909.....	6,812,421	1,216,385	8,028,806	2,311,507	834,589	3,176,096	11,204,902	6,978,938	1,218,497	2,801,384	
1910.....	8,582,500	1,588,403	10,170,903	2,601,097	39,551	2,640,648	12,811,551	8,518,671	1,590,873	3,269,279	
1911.....	9,570,179	2,185,128	11,755,307	2,601,097	39,551	2,640,648	12,811,551	8,518,671	1,590,873	3,269,279	
1912.....	9,766,582	2,119,124	11,885,706	2,535,304	246,788	2,782,092	96	14,537,495	9,375,851	2,187,826	3,342,955	
1913.....	11,830,211	3,638,017	15,528,228	2,048,768	74,937	2,123,705	14,009,411	9,025,057	2,119,607	3,436,948	
				2,357,154	207,449	2,564,603	3,916	18,096,747	11,677,702	3,638,146	4,141,151	

4 GEORGE V., A. 1914

TRADE OF CANADA WITH FRANCE—Continued.
PRINCIPAL ARTICLES IMPORTED THEREFROM.

ARTICLES.	1909.		1910.		1911.		1912.		1913.	
	Quantity.	Value. \$	Quantity.	Value. \$	Quantity.	Value. \$	Quantity.	Value. \$	Quantity.	Value. \$
Animals, living.....				600				960		400
(Dut.....		12,535		60,350		84,244		37,566		63,325
(Free.....		2,151		3,132		2,585		4,485		6,373
Baskets of all kinds, N.O.P.....		27,522		27,205		30,611		27,029		34,908
Bells imported for the use of churches.....		2		189		7,007		375		186
Bells and gongs, N.O.P.....		27,811		13,709		8,629		3,629		2,232
Dut.....		2,498	337	2,125	16	1,264	9	8,549		58
Bells of all kinds, N.O.P., except silk.....										
Bones, crude.....	407									
Books, periodicals, &c.—										
Bibles, prayer books, psalm and hymn books, &c.....		29,685		24,993		20,807		30,147		38,652
Books, printed, periodicals and pamphlets, or parts thereof, N.O.P.....		47,485		68,586		63,831		89,782		99,963
Books not printed or reprinted in Canada for use of colleges and free libraries, college libraries, &c., and law societies, and being the property of the organized authorities of such library and not in any case the property of individuals.....										
Books in print more than twelve years.....		24,604		21,232		29,696		37,898		37,164
Books on the application of science to industries of all kinds, also books printed in any language other than the English and French languages, or in any two languages not being English or French, or in any three or more languages.....		4,535		5,279		5,056		3,870		3,355
Newspapers and quarterly, monthly and semi-monthly magazines, and weekly literary papers, unbound.....										
".....		4,808		5,931		4,644		3,653		8,696
".....		6,713		8,029		5,745		1,703		3,882

SESSIONAL PAPER No. 10a

Novels or works of fiction, or literature of a similar character, unbound or paper bound or in sheets, not including Christmas annuals or publications commonly known as juvenile or toy books.	Dut.	7,405	5,717	10,424	9,938	12,081
Other books, &c.	{ Dut. 3,744 " Free 830		5,963 376	4,304 782	6,287 760	15,731 754
Total books, &c.	{ Dut. 58,634 " Free 71,235		80,266 66,840	78,559 66,730	106,007 78,031	127,775 92,503
Boots and shoes and slippers of all kinds, except rubber and leather.	Dut.	7,754	8,877	2,130	6,667	726
Braces or suspenders and finished parts of.	"	3,629	3,074	8,032	7,249	9,675
Breadstuffs:—						
Beans	Dut. Bush.	542	15,885	464	77	86,882
Macaroni and vermicelli	" Lbs.	61,351	77,413	70,151	97,655	88,266
Pease	" Bush.	993	470	1,982	3,586	15,950
Other breadstuffs	{ Dut. 1,108 " Free 122	265	2,999	1,472	2,612	2,062
Total breadstuffs.	{ Dut. 63,994 " Free 122		96,717	74,069	103,930	192,160
Bristles	Free. Lbs.	1,886	5,151	5,841	10,562	12,914
Brooms and brushes.	Dut.	66,966	69,139	87,305	103,317	136,311
Bullion or gold fringe.	Free.	16,931	6,192	4,943	7,021	10,546
Buttons.	{ Dut. 16,931 " Free 1,369		38,297	50,206	30,569	40,638
Candles.	Dut. Lbs.	258	560	582	126	1,013
Carpets, mats and rugs.	"	920	707	132	191	2,950
Carriages, &c.:—						
Automobiles and motor vehicles of all kinds.	Dut. No.	24,181	55,727	94,183	120,377	47,847
Automobiles and motor vehicles, parts of.	"	621	1,870	4,693	3,972	3,076
Other carriages, &c.	"				22	21
Total carriages, &c.	"	24,802	57,597	98,876	124,371	50,944
Celluloid, mfrs. of, N.O.P.	Dut.	3,490	9,276	4,345	6,334	6,854
Cement.	"	1,558	2,739	673	573	570
Church vestments.	"	20,561	19,745	35,299	28,493	38,290
Clocks, time recorders, clock and watch keys, clock movements and clock cases.	"	6,479	7,591	8,461	14,973	15,669

4 GEORGE V., A. 1914

TRADE OF CANADA WITH FRANCE—Continued.

PRINCIPAL ARTICLES IMPORTED THEREFROM—Continued.

ARTICLES.	1909.		1910.		1911.		1912.		1913.	
	Quantity.	Value.	Quantity.	Value.	Quantity.	Value.	Quantity.	Value.	Quantity.	Value.
Cocoa beans, nibs, paste, chocolate (Dut. Lbs. and preparations of.)	9,849	3,033	7,199	1,608	13,553	2,579	24,441	5,530	40,585	8,564
Free. "	8,680	1,132	2	1	7,339	577	18,450	905	64,342	7,235
Dut. "									9,304	535
Coffee and imitations of.										
Free. "										
Dut. "		265				31		367		279
Collars and cuffs.		29,654		39,434		34,030		17,451		23,354
Combs.										
Communion sets of metal, glass or wood.		21,212		16,549		29,788		19,333		23,693
Corsets.		1,975		979		8,598		3,187		3,222
Cotton and mfrs. of:—										
Clothing.		28,264		32,744		77,211		110,527		121,890
Embroideries, white and cream.		30,011		22,881		46,974		67,595		79,650
Fabrics:—										
Printed, dyed or coloured, N.O.P. " Yds.	204,085	25,451	220,053	48,893	229,951	49,025	236,233	49,225	557,015	65,179
Uncoloured cotton, bleached, viz: Sergius and window scrims, cambric cloths, &c.	829	111	420	594			4,079	623	145	39
Velvets, velveteens and plush, N.O.P.	75,870	19,189	95,790	32,472	346,359	156,462	206,031	80,792	248,463	116,510
White or bleached.	77,428	11,424	121,955	14,150	65,762	9,029	95,805	13,606	92,259	14,991
Hankerchiefs.		6,623		2,828		6,039		8,269		6,085
Lace, white and cream-coloured.		70,110		73,425		79,871		83,427		108,378
Thread, sewing, on spools.		959		3,221		2,586		3,829		6,904
Other cotton, &c.		43,207		39,324		23,125		19,545		36,204
Free. "		2,357		119		550		432		347
Total cotton and mfrs. of.		235,349		270,538		449,322		437,438		556,430
Dut. "		2,357		119		550		432		347
Free. "										
Grapes, black mourning.		2,109		1,483		2,582		2,536		1,851
Curtains and shams.		21,539		38,142		32,291		25,109		33,231

SESSIONAL PAPER No. 10a

[illegible]

4 GEORGE V., A. 1914

TRADE OF CANADA WITH FRANCE—Continued.
 PRINCIPAL ARTICLES IMPORTED THEREFROM—Continued.

ARTICLES.	1909.		1910.		1911.		1912.		1913.	
	Quantity.	Value.	Quantity.	Value.	Quantity.	Value.	Quantity.	Value.	Quantity.	Value.
Earthenware and chinaware :— <i>(Con.)</i>		\$		\$		\$		\$		\$
Tableware of china, porcelain, white granite or ironstone.....		96,084		89,825		157,717		130,731		175,319
Tiles or blocks of earthenware or stone prepared for mosaic flooring.....		1,167		2,404		3,448		2,215		2,707
Other earthenware, &c.....		3,219		2,815		3,176		1,231		2,695
Total earthenware, &c.....		107,965		107,322		168,857		135,957		185,054
Elastic, round or flat, including garter elastic.....		7,544		5,469		6,325		962		1,336
Electric apparatus.....		6,553		6,166		10,169		11,872		20,156
Embroideries, N.O.P.....		341		2		374		168		21,802
Fancy goods :—		9,985		24,343		21,954		13,983		
Bead ornaments.....		6,069		5,623		11,396		6,247		4,870
Braids, bracelets, cords, &c.....		52,132		61,511		75,365		70,107		61,867
Feathers, fruits, grains, leaves and flowers, artificial, suitable for ornamenting hats.....		92,243		104,140		138,472		80,238		121,649
Feathers, fancy, N.O.P.....		98,405		111,588		69,132		95,681		71,307
Lace, lace collars and similar goods, &c.....		170,545		150,261		223,223		177,336		214,441
Statues and statuettes of any materials.....		18,544		15,450		29,066		25,069		24,512
Toys and dolls of all kinds.....		11,545		13,747		18,449		19,720		19,333
Other fancy goods.....		7,780		16,321		19,287		32,397		16,071
Total fancy goods.....		457,263		478,641		574,390		506,795		534,050
Feathers, bed and other, N.O.P....		4,611		4,859		4,662		8,572		13,614

Fish :—	Dut.	Boxes	1,000	165	220	43	200	60
Anchovies and sardines, packed in oil or otherwise, in tin boxes, weighing over 20 ozs., and not over 36 ozs.	"	"	18,532	2,422	9,942	2,096	8,788	2,132
Anchovies and sardines, packed in oil or otherwise, in tin boxes, weighing over 8 ozs., and not over 12 ozs.	"	"	33,200	4,299	34,322	4,994	51,496	3,921
Anchovies and sardines, packed in oil or otherwise, in tin boxes, weighing 8 ozs., or less.	"	"	488,340	40,866	617,333	50,490	391,612	31,912
Total fish.....	"	"		48,835		59,745		40,088
Flax, hemp, jute and mfrs. of { Dut. Free.	{ Dut. { Free.			19,582		27,761		15,747
Fruits and nuts :—								
Dried :—								
Fruits,—								
Dates.....	Dut.	Lbs.	21,543	2,525	16,430	1,101	22,100	2,302
Prunes and plums, unpitted..	"	"	146,496	6,434	95,191	5,466	54,370	2,503
Raisins.....	"	"	102,467	3,761	970	134	6,500	833
Other dried fruits, N.O.P....	"	"	18,561	1,352	6,069	604	7,500	514
Nuts,—								
Almonds, shelled.....	"	"	73,650	13,440	216,249	47,613	204,694	46,348
" not shelled.....	"	"	181,885	15,363	326,925	27,863	279,880	27,355
Pecans, not shelled and shelled peanuts, N.O.P....	"	"	38,980	1,615	433,044	19,160	802,798	34,409
Walnuts, not shelled.....	"	"	896,329	81,331	992,938	83,700	676,533	68,926
Other nuts, N.O.P.....	"	"	1,628,000	228,337	1,822,084	257,329	1,912,701	349,859
Green fruits.....	{ " { Free							1,869
Preserved fruits;—								
Fruits in air-tight cans or other air-tight packages.	Dut.	Lbs.	89,462	8,735	161,511	13,789	202,658	21,510
Jellies, jams and preserves, N.O.P., and condensed mince meat	"	"	8,056	1,250	28,312	3,722	29,800	5,521
Other preserved fruits.	{ " { Free			2,131		708		5
Total fruits and nuts.....	{ Dut. { Free			366,294		461,249		562,528

4 GEORGE V., A. 1914

TRADE OF CANADA WITH FRANCE—Continued.

PRINCIPAL ARTICLES IMPORTED THEREFROM—Continued.

ARTICLES.	1909.		1910.		1911.		1912.		1913.	
	Quantity.	Value.	Quantity.	Value.	Quantity.	Value.	Quantity.	Value.	Quantity.	Value.
Furs and mfrs. of :—										
Fur skins wholly or partially dressed, N.O.P. Dut.		\$ 68,215		\$ 109,861		\$ 124,006		\$ 152,707		\$ 243,212
Fur skins of all kinds, not dressed in any manner, N.O.P. Free		23,676		1,217		15,081		32,702		72,681
Hats, caps, muffs, tippets, capes, coats and cloaks of fur and other manufactures of fur, N.O.P. Dut.		4,911		8,229		9,086		24,157		9,839
Other furs, &c. { Free								9		
Total furs and mfrs. of. { Dut.		73,126		118,090		133,092		176,864		253,071
Free { Free		23,676		1,217		15,081		32,711		72,681
Glass and mfrs. of :—										
Common and colourless window glass, and plain coloured, opaque, stained, or tinted or muffled glass in sheets. Dut. Sq. ft. 129,965		5,031		6,855		134,518		68,334		2,182
Glass balls, and cut, pressed or moulded crystal glass tableware, blown glass tableware, and other cut glass ware. "		12,444		13,404		10,043		15,601		15,258
Glass carboys or demijohns, bottles, decanters, flasks, jars and phials. "		3,133		2,438		3,545		4,460		7,306
Plate glass, not bevelled. " Sq. ft. 149,272		36,640		37,361		51,051		27,595		11,618
Silvered glass, bevelled or not, framed or not framed. "		9,271		11,044		18,586		22,649		31,571
Other glass, &c. { Free		15,785		33,500		21,816		41,622		33,308
Free { Free		3,338		9,818		897		8,764		6,229
Total glass and mfrs. of. { Dut.		82,304		104,602		113,664		114,109		101,864
Free { Free		3,338		9,818		897		8,764		6,229

SESSIONAL PAPER No. 10a

Gloves and mitts.....	Dut.....	304,459	556,610	585,819	400,837	746,297
Glue, glue-stock and mucilage	{ Free.....	14,485	8,294	11,898	10,508	14,038
Gutta-percha, India-rubber and manufactures of	{ Dut.....	6,623	5,800	6,339	20,439	36,393
Hair and manufactures of	{ Free.....	6,569	7,706	8,089	21,181	49,154
Hats, caps and bonnets :—	{ Dut.....	342	13,685	13,179	6,370	7,690
Beaver, silk or felt.....	{ Free.....	14,624	1,361	3,137	2,419	6,566
Braids or plaits of chip, palm leaf, manilla, willow, osier, rattan, straw, Tuscan or grass, suitable for making or ornamenting hats. Hatters' bands (not cords) bindings and hat sweats; batters' tips and sides when cut to shape, and casimere when cut to shape for under brims and hat covers, for the manufacture of hats.....	{ Dut.....	13,815	19,848	8,023	11,625	6,524
Straw, grass, chip or other materials, N.O.P.....	{ Free.....	398	783	6,022	2,812	6,000
Other hats, &c.....	{ Dut.....	49,190	68,238	56,132	77,237	96,137
	{ Free.....	2,749	2,936	1,012	1,481	1,724
	{ Dut.....	201	3,190	889	841	10,947
Total hats, &c.....	{ Dut.....	66,563	88,982	87,075	99,678	130,507
	{ Free.....	14,414	23,821	14,934	13,278	23,471
Hides and skins other than fur.....	{ Free.....	465,923	725,097	1,097,658	898,617	1,929,674
Huk, writing or printing.....	{ Dut.....	2,631	6,309	2,319	4,697	2,668
Jewellery.....	{ Free.....	59,077	53,745	63,499	59,068	905,055
Leases, book, shoe, shirt and stay.....	{ Free.....	32,711	37,806	28,820	16,591	31,194
Leather and mfrs. of :—	{ Dut.....	85	898	3,148	2,732	11,478
Boots and shoes.....	{ Free.....	9,415	27,032	18,954	24,186	2,445
Calf, kid, lamb and sheep skins, dressed, waxed or glazed.....	{ Dut.....	12,517	37,530	32,941	2,974	10
Upper leather, including dongols, cordovan, kangaroo, &c.....	{ Free.....	512	58	1,003	388	20,747
Other leather, &c.....	{ Dut.....	12,356	10,247	14,048	10,576	34,680
Total leather and mfrs. of.....	{ Free.....	22,368	38,235	37,153	37,882	13,722
Magic lanterns and slides therefor.....	{ Dut.....	19,433	12,784	15,610	22,516	3,287
Marble and mfrs. of.....	{ Free.....	1,979	747	616	48	33,493
Metals and minerals and mfrs. of :—	{ Dut.....	13,173	22,757	35,769	32,499	2,475
Brass and mfrs. of.....	{ Free.....	1,907	2,665	6,700	2,055	45
Copper and mfrs. of.....	{ Dut.....	3,504	1,391	1,216	4,901	1,113
Gold and silver and mfrs. of.....	{ Free.....	15,352	9,238	27	19,257	12,147

4 GEORGE V., A. 1914

TRADE OF CANADA WITH FRANCE—Continued.
 PRINCIPAL ARTICLES IMPORTED THEREFROM—Continued.

ARTICLES.	1909.		1910.		1911.		1912.		1913.	
	Quantity.	Value.	Quantity.	Value.	Quantity.	Value.	Quantity.	Value.	Quantity.	Value.
Metals and minerals and mfrs. of:— <i>Con.</i>										
Iron and steel and mfrs. of:—		\$		\$		\$		\$		\$
Cutlery..... Dut.	3,531	5,126	4,793	10,287	11,268
Guns, rifles, including air guns and air rifles (not being toys), muskets, cannons, pistols, re- volvers or other firearms..... "	4,907	248	5,286	6,527	5,182
Hardware, viz.: Builders', cab- inet-makers', upholsterers', har- ness-makers', saddlers' and car- riage hardware, including curry combs, N.O.P..... "	3,545	2,802	1,476	7,429	6,056
Machinery..... { Free	40,755	13,829	42,593	1,463	7,418
Tools and implements..... Dut.	2,179	1,166	11,006	3,459	2,855
Wire..... { Free	2,006	1,908	2,324	10,217	2,137
Other iron and steel and mfrs. of { Dut.	41,693	21,788	43,642	40,242	38,414
..... { Free	4,134	2,553	6,143	6,169	8,703
Total iron and steel and mfrs. { Dut.	98,616	46,927	105,413	78,161	73,330
of..... { Free	4,134	2,840	17,149	7,632	8,703
Lead and mfrs. of..... { Dut.	17,877	23,723	29,773	41,539	26,599
..... { Free	598	782	284
Tin and mfrs. of..... { Dut.	2,585	1,054	428	810	1,018
..... { Free	1,351	937	389	1,108
Zinc and mfrs. of..... { Dut.	336	50	195	82	225
..... { Free	8,346
Miscellaneous metals and minerals { Dut.	15,149	15,816	29,018	37,036	30,900
and mfrs. of..... { Free	1,305	2,226	1,758	818
Total metals and minerals and { Dut.	166,256	120,872	213,205	214,255	177,757
mfrs. of..... { Free	7,682	18,026	26,571	11,676	13,683

SESSIONAL PAPER No. 10a

Mineral and aerated waters.....	{ Dut..... { Free.....	52,946	37,802	85,665	91,555	108,107
Musical instruments:—						
Brass band instruments and bag- pipes.....	Dut.....	6,162	9,365	14,750	11,608	17,722
Phonographs, graphophones, gram- mophones and finished parts thereof, including cylinders and records therefor.....	" "	2,441 2,282	2,741 3,311	1,461 7,414	4,086 6,260	3,357 5,711
Pianos, parts of.....	{ Dut..... { Free.....	1,374	2,060	2,288	3,475	7,580
Other musical instruments.....			39			70
Total musical instruments.....	{ Dut..... { Free.....	12,859	17,477 39	25,913	25,429	34,370 70
Oilcloth.....	Dut.....	207	732	756	530	1,018
Oils:—						
Essential oil, N.O.P.....	Dut. Lbs.	6,725	11,111	15,241	6,598	34,467
Olive oil for manufacturing soap or tobacco or for canning fish.....	Free Galls.	76		287	83	37,420
Olive oil, N.O.P.....	Dut. "	40,827	47,072	68,788	47,762	82,610
Other oils.....	{ "..... { Free.....	1,016 3,054	1,336 3,085	10,231	18,772	16,508 2,673
Total oils.....	{ Dut..... { Free.....	48,568 3,130	59,519 3,085	94,260 287	103,656 1,031	133,585 56,350
Optical, &c., instruments.....	{ "..... { Free.....	11,564	25,724	43,627	44,666	58,821
Packages and parcels.....	Dut.....	6,830	5,143	12,052	10,347	6,978
Paintings in oil or water colours, prints, engravings, drawings, building plans, photographs and pictures, N.O.P.....	{ "..... { Free.....	163,357	171,460	202,796	191,689	218,112
Paints and colours.....	{ Dut..... { Free.....	19,026 50,579	21,090 49,305	11,608 14,631	12,590 104,115	10,733 33,072
Paper and mfrs. of:—						
Hangings of wall paper, includ- ing borders.....	Dut. Rolls.	3,350	6,796	6,937	9,354	6,178
Other paper, &c.....	{ "..... { Free.....	40,255 1,118	62,108 1,934	79,359 829	83,405 753	143,365 1,754
Total paper and mfrs. of.....	{ Dut..... { Free.....	43,605 1,118	68,904 1,934	86,496 829	92,759 753	149,541 1,754

4 GEORGE V., A. 1914

TRADE OF CANADA WITH FRANCE—Continued.
 PRINCIPAL ARTICLES IMPORTED THEREFROM—Continued.

ARTICLES.	1909		1910.		1911.		1912.		1913.	
	Quantity.	Value.	Quantity.	Value.	Quantity.	Value.	Quantity.	Value.	Quantity.	Value.
Pencils, lead		\$ 244		\$ 207		\$ 2,763		\$ 1,333		\$ 2,000
Perfumery:—										
Hair-oil, tooth and other powders and washes, pomatums, pastes, and all other perfumed preparations, N. O. P., used for the hair, mouth or skin		27,361		40,552		44,503		53,678		56,821
Perfumes and perfumed spirits, bay rum, cologne and lavender water, hair, tooth and skin washes, and other toilet preparations containing spirits, in bottles, &c., containing not more than 4 ozs. each										
" " containing more than 4 ozs. each	2,212	22,260	2,619	27,753	3,129	31,274	4,412	35,945	4,147	33,987
Other perfumery	3,475	41,724	4,992	61,712	5,185	62,639	6,386	76,932	6,701	74,574
" "		2,293		3,220		2,305		3,298		3,335
Total perfumery		33,638		133,237		140,721		169,853		168,717
Pickles and sauces										
Picture and photograph frames of any material		4,438		5,552		6,809		2,291		4,722
Plants and trees		2,377		4,010		4,081		3,927		2,587
Pocket-books, portfolios, purses, reticules, satchels, card cases, fly books and musical instrument cases		4,231		6,108		5,981		6,136		6,998
" " (Free)		15,923		15,124		20,975		22,770		20,447
Dut.		7,691		6,893		13,554		20,444		36,952

[illegible]

TRADE OF CANADA WITH FRANCE—Continued.

PRINCIPAL ARTICLES IMPORTED THEREFROM—Continued.

ARTICLES.	1909.		1910.		1911.		1912.		1913.	
	Quantity.	Value.	Quantity.	Value.	Quantity.	Value.	Quantity.	Value.	Quantity.	Value.
Spirits and wines:—		\$		\$		\$		\$		\$
Absinthe.....	3,090	5,614	4,310	8,091	3,678	7,181	4,783	9,003	7,242	13,566
Brandy, including artificial brandy and imitations of brandy...	311,749	529,061	388,334	717,216	431,809	807,102	470,149	931,598	616,338	1,137,234
Cordials and liqueurs of all kinds, N.O.P., mescal, pulque, rum shrub, &c.....	15,117 15,209	53,281 16,022	24,400 18,063	66,933 23,026	23,002 21,045	83,074 26,954	26,650 20,368	88,426 26,149	34,409 24,283	131,384 30,880
Vermouth, containing not more than 40 p.c. of proof spirits....	11,951	16,565	19,722	23,666	15,467	20,521	22,624	30,129	26,594	36,843
Other spirits and alcoholic liquors.....	270	597	453	587	349	1,477	1,011	2,180	441	1,691
Wines, non-sparkling.....	133,833	99,194	171,422	133,036	197,163	164,273	166,120	170,340	255,076	278,548
" sparkling.....	231,091	445,040	675,987	786,670	852,998
Total spirits and wines.....	951,425	1,417,595	1,786,569	2,044,495	2,483,144
Stone and mfrs. of.....	2,768	3,951	791	962	1,835
Sugar and molasses:—	19,639	3,490	5,998	11,445	10,105
Sugar, above No. 16 D.S. in colour and all refined sugars.....
Sugar candy, and confectionery of all kinds, including sweetened gums, candied peel, candied pop-corn, candied fruit, candied nuts, flavouring powders, custard powders, jelly powders, sweetmeats, sweetened breads, cakes, pies, puddings, and all other confections containing sugar.....	29,758	1,144	35,013	1,451	14,004	638	2,665	164	2,002	101
Total sugar and molasses....	68,269	14,260	71,327	13,834	86,222	18,491	115,443	21,338	167,969	28,784
.....	15,404	15,265	19,129	21,502	28,885

4 GEORGE V., A. 1914

SESSIONAL PAPER No. 10a

Tobacco pipes of all kinds, pipe mounts, cigar and cigarette holders, and cases for same, smokers' sets and cases therefor and tobacco pouches.	141,735	102,913	157,022	169,531	252,627
Trunks, valises, hat-boxes, carpet bags, and tool bags	187	54	641	234	420
Vegetables:—					
Tomatoes and other vegetables, including corn and baked beans in cans or other air-tight packages.	85,568	97,469	106,929	93,976	156,675
Other vegetables	157	2,006	20	236	131
Total vegetables	85,725	99,475	106,949	94,212	156,806
Watches and parts of	35,290	44,738	23,936	51,768	34,955
Webbing	4,941	6,613	4,759	10,117	8,123
Wood and mfrs. of	18,711	22,518	32,627	30,116	57,886
Wool and mfrs. of:—	144	852	2,400	1,105	1,938
Blankets composed wholly of pure wool	609	206	1,380	592	8,451
Carpets, mats and rugs	4,871	10,359	4,859	12,399	21,570
Clothing:—					
Knitted goods, including knitted underwear, N.O.P.	8,177	17,370	17,533	12,622	13,700
Outside garments for women and children	1,639	3,162	3,731	7,906	2,480
Shawls	392	152	255	82	331
Shirts			19		
Socks and stockings	4,143	7,697	3,653	2,929	2,361
Undershirts and drawers, N.O.P.	20,436	4,174	2,387	1,906	959
Other clothing, N.O.P.	15,057	17,067	14,741	19,330	19,220
Fabrics:—					
Casimeres, cloths and doekins.	178,862	125,293	105,594	105,060	106,042
Coatings and overcoatings	20,822	16,228	3,835	3,028	11,485
Dress goods, coat linings, Italian cloths, alpaccas, orleans, cashmeres, henriettas, serges, buntings, men's cloth, bengalines, whip cords, twills, &c.	93,991	6,742	20,419	831	2,185
Felt cloths, N.O.P.	3,252	4,586	13,898	6,832	248
Flannels, plain, not fancy.	48,070	13,172	11,461	10,833	16,734
Italian linings, cobourgs, lustres, &c.	5,659	268	864	272	1,018
Prunella cloth		1			
Tweeds	21,301	20,762	8,586	5,453	7,082
Other fabrics and mfrs., N.O.P.	1,000,467	1,351,516	928,848	823,223	945,347
Felt, pressed, of all kinds, not filled or covered by or with any woven fabric	25,029	4,532	3,452	260	9,614

4 GEORGE V., A. 1914

TRADE OF CANADA WITH FRANCE—Continued.

PRINCIPAL ARTICLES IMPORTED THEREFROM—Concluded.

ARTICLES.	1909.		1910.		1911.		1912.		1913.	
	Quantity.	Value.	Quantity.	Value.	Quantity.	Value.	Quantity.	Value.	Quantity.	Value.
Wool and mfrs. of:— <i>Con.</i> Wools, being the short wool which falls from the combs in worsted factories; and worsted tops, N.O.P. Free		\$		\$		\$		\$		\$
Wool and the hair of the camel, alpaca, goat and other like animal, not further prepared than washed, N.O.P.		21,736		19,397		5,448		4,214		
Yarn Lbs.	347,731	91,783	655,826	195,185	812,365	250,562	775,742	223,097	733,471	234,060
Dut. " (Dut.	1,610	1,479	1,410	1,282	3,488	2,651	4,421	2,093	3,567	3,423
Free " (Free	55	258			46	171	55	168	55	168
Other wool and mfrs. of. (Dut.								35		
Free (Free										
Total wool and mfrs. of. (Dut.		1,222,834		1,603,938		1,148,226		1,015,716		1,172,750
Free (Free		113,777		215,186		256,181		227,479		234,228
All other articles imported (Dut.		26,916		25,361		42,140		28,350		48,710
Free (Free		33,071		10,127		19,214		30,685		21,872
<i>Recapitulation.</i>										
Imports—Dutiable (Dut.		6,812,421		8,582,500		9,570,179		9,765,582		11,830,211
Free (Free		1,216,355		1,588,403		2,185,128		2,119,124		3,698,017
Total imports (mdse.) (Dut.		8,028,806		10,170,903		11,755,307		11,885,706		15,528,228
Coin and bullion (Free						96				3,916
Total imports (Dut.		8,028,806		10,170,903		11,755,403		11,885,706		15,532,144
" exports (Free		3,176,096		2,640,648		2,752,092		2,123,705		2,564,603
Total trade (Dut.		11,204,902		12,811,551		14,537,495		14,009,411		18,096,747

SESSIONAL PAPER No. 10a

PRINCIPAL ARTICLES EXPORTED THERETO.

ARTICLES.	1909.		1910.		1911.		1912.		1913.	
	Quantity.	Value.	Quantity.	Value.	Quantity.	Value.	Quantity.	Value.	Quantity.	Value.
Animals, living:—		\$		\$		\$		\$		\$
Cattle							160	11,520	284	25,560
Other animals, living										
Total animals, living								11,520		25,560
Ashes, pot and pearl	45	1,810	40	1,539	52	2,208	41	1,685	41	1,844
Books, pamphlets, &c.		3,869		1,837		2,781		10,045		5,343
Breadstuffs:—										
Beans	1,834	3,041	1,038	2,062	1,464	2,137	701	1,385	730	1,512
Cereal foods		348		5,401		7,171		8,210		8,860
Peas	21,803	37,588	20,439	63,728	12,165	56,093	11,600	25,786	5,827	26,694
Wheat (Canadian)	103,113	105,070	223,309	256,804	63,991	63,991			45,469	43,323
Wheat (Foreign)	906,883	806,005	8,000	8,000	48,000	48,000	8,000	8,000	176,583	176,583
Wheat flour			300	1,500	5,183	21,168	12,568	42,788	3	12
Other breadstuffs		96		134						378
Total breadstuffs		952,148		337,629		198,560		86,169		257,362
Carriages, &c.		9,020		13,393		4,780		2,250		10,024
Coal, coke, &c.		2,321		1,462		3,919				738
Drugs, dyes, chemicals, &c.		9,612		8,287		1,921		3,286		3,725
Fish:—										
Lobsters, canned	3,195,679	990,029	3,293,879	949,793	2,796,821	832,818	2,965,700	760,106	2,998,253	957,231
Salmon	185,214	21,163	399,713	47,682	431,256	55,328	716,544	87,347	590,384	76,071
" fresh	101,315	7,148			290,212	22,903	79,332	6,161	49,273	3,941
Other fish		819		1,278		4,689		4,186		1,363
Total fish		1,019,069		998,753		915,738		857,800		1,038,606

4 GEORGE V., A. 1914

TRADE OF CANADA WITH FRANCE—Continued.
 PRINCIPAL ARTICLES EXPORTED THIERTO—Continued.

ARTICLES.	1909.		1910.		1911.		1912.		1913.	
	Quantity.	Value.	Quantity.	Value.	Quantity.	Value.	Quantity.	Value.	Quantity.	Value.
		\$		\$		\$		\$		\$
Fruits and nuts:—										
Apples, dried..... Lbs.	56,290	3,146	197,594	11,597	209,610	5,089	89,750	1,108	37,300	3,150
" green or ripe..... Bbls.	689	2,262	1,252	3,793	26	158	158	671	18	73
Canned or preserved.....		406		80		1,230		1,032		63
Other fruits, &c.....		7,177		19,482		15,641		11,098		3,074
Total fruits and nuts.....		12,991		34,952		22,118		13,909		6,360
Furs and mfrs. of:—										
Furs, dressed.....		11,439				2,256		3,531		2,400
" undressed.....		35,566		49,505		30,728		8,333		42,146
Other furs, &c.....		3,150		361		190		1,542		653
Total furs and mfrs. of.....		50,155		49,866		33,174		13,406		45,199
Grease and grease scraps..... Lbs.			35,500	1,604						
Gutta-percha and mfrs. of.....		2,218		1,651		30		7,145		3,562
Hay..... Tons.		7,426	350	5,580		206		5	28	420
Hides and skins other than fur.....		252		2,449		555		8,487		2,214
Jewellery.....								5,950		5,052
Leather and mfrs. of.....										
Metals and minerals and mfrs. of:—										
Iron and steel and mfrs. of:—										
Agricultural implements,—										
Cultivators..... No.		4,598		2,455		2,527	1,376	33,218	1,339	35,822
Harrows..... "	309	260,400	196	219,214	212	271,926	298	2,914	177	2,897
Harvesters..... "	2,686	4,874	2,576	14,177	2,817	88,907	2,000	201,337	2,782	279,144
Hay rakes..... "	199	184,578	383	207,724	2,452	226,241	1,846	66,749	203	5,298
Mowing machines..... "	5,419	4,867	6,127	38,211	6,920	21	6,352	216,183	4,907	172,336
Ploughs..... "	177	62,904	15		3	259	21	579	83	5,214
Reapers..... "	1,946		680		511	30,808	520	29,219	122	6,894

TRADE OF CANADA WITH FRANCE—Concluded.

PRINCIPAL ARTICLES EXPORTED THEREETO—Concluded.

ARTICLES.	1909.		1910.		1911.		1912.		1913.	
	Quantity.	Value.	Quantity.	Value.	Quantity.	Value.	Quantity.	Value.	Quantity.	Value.
Wood and mfrs. of :—										
Lumber;—										
Basswood	63	2,560	106	3,728	125	4,375	116	4,276	51	1,808
Deals, spruce and other	279	8,702	373	13,400	262	19,806	1,206	55,058	13	927
Deal ends	4	180	15	410			36	936		
Planks and boards	76	1,680	110	3,156	373	10,871	240	6,110	182	5,271
Other lumber				9,386		4,091		18,741		3,460
Timber	204	5,654	197	5,318	267	6,139	318	7,599	544	12,557
Wood pulp	181,726	83,590	158,970	62,316	232,613	120,417		4,997		7,517
Other wood and mfrs. of		2,232		3,032		8,987				
Total wood and mfrs. of		104,598		100,746		174,686		97,777		31,540
Wool and mfrs. of		5,875		4,986		6,141		9,104		3,047
All other articles exported		35,508		18,551		195,123		16,602		19,167
<i>Recapitulation.</i>										
Exports—Canadian		2,341,507		2,601,097		2,535,304		2,048,768		2,357,154
Foreign		834,589		39,551		246,788		74,937		207,449
Total exports (mdse.)		3,176,096		2,640,648		2,782,092		2,123,705		2,564,603
Coin and bullion										
Total exports		3,176,096		2,640,648		2,782,092		2,123,705		2,564,603
" imports		8,028,806		10,170,903		11,755,403		11,885,706		15,532,144
Total trade		11,204,902		12,811,551		14,537,495		14,009,411		18,096,747

SESSIONAL PAPER No. 10a

TRADE OF CANADA WITH GERMANY.
SUMMARY OF THE IMPORTS THEREFROM AND EXPORTS THERETO.

Fiscal Years.	IMPORTS—(MERCHANDISE.)			EXPORTS—(MERCHANDISE.)			COIN AND BULLION.		Totals, Imports and Exports.	IMPORTS FOR CONSUMPTION. (MERCHANDISE.)		
	Dutiable.	Free.	Total.	Canadian Produce.	Foreign Produce.	Total.	Imports.	Exports.		Dutiable.	Free.	Duty Collected.
	\$	%	\$	\$	%	\$	\$	%	\$	%	\$	
1894.....	3,490,889	2,381,196	5,872,085	664,343	1,381,709	2,046,052	7,918,137	3,458,171	2,383,371	978,224
1895.....	3,343,223	1,640,146	4,983,369	526,432	100,544	626,976	5,610,345	3,152,298	1,641,861	892,547
1896.....	5,640,888	813,817	6,454,705	606,919	150,612	757,531	7,212,236	5,118,245	813,214	1,329,186
1897.....	5,329,472	456,074	5,785,546	764,589	280,843	1,045,432	6,830,978	6,055,687	437,681	1,489,756
1898.....	5,332,509	431,275	5,763,784	1,419,096	418,352	1,837,448	7,601,252	5,151,710	432,304	1,364,159
1899.....	6,648,146	733,063	7,381,149	1,310,373	909,196	2,219,569	1,350	9,602,068	6,669,099	723,007	1,903,223
1900.....	7,770,294	936,347	8,706,641	1,108,163	607,740	1,715,903	10,422,544	7,465,447	918,051	2,189,798
1901.....	5,780,948	897,011	6,677,959	1,374,716	766,836	2,141,552	1,305	8,820,816	6,121,190	898,910	1,811,975
1902.....	9,173,383	1,744,611	10,917,994	1,298,654	1,393,924	2,692,578	13,612,572	9,078,402	1,744,767	2,741,263
1903.....	10,287,909	1,839,958	12,127,867	1,618,517	479,182	2,097,699	14,225,566	10,444,848	1,837,789	3,255,122
1904.....	6,054,200	1,974,344	8,028,544	1,358,910	460,313	1,819,223	9,847,767	6,225,405	1,950,199	2,172,571
1905.....	5,013,512	1,628,583	6,642,095	1,123,586	23,068	1,146,654	44	7,788,793	4,995,564	1,699,806	1,826,789
1906.....	5,046,778	1,993,313	7,040,091	1,690,907	181,650	1,872,557	8,912,648	5,001,722	1,985,592	1,852,538
1907 (9 mos.)	4,040,488	1,442,719	5,483,207	735,823	330,782	1,066,605	6,549,812	4,046,557	1,428,351	1,531,946
1908.....	6,498,340	1,752,405	8,250,745	1,959,891	414,716	2,374,607	10,625,352	6,413,694	1,749,353	2,444,631
1909.....	4,400,718	1,600,688	6,001,406	1,456,379	20,173	1,476,552	48	7,478,006	4,448,601	1,601,716	1,709,642
1910.....	5,509,286	2,448,978	7,958,264	2,065,768	435,423	2,501,191	10,469,455	5,493,492	2,441,738	1,934,523
1911.....	7,553,299	2,533,900	10,087,199	2,028,649	634,368	2,663,017	12,750,216	7,513,474	2,532,866	2,153,180
1912.....	7,998,895	3,147,844	11,146,739	3,577,847	237,067	3,814,914	7	14,961,660	7,984,629	3,105,369	2,246,745
1913.....	10,277,322	4,196,511	14,473,833	3,049,165	353,289	3,402,394	17,876,227	10,082,199	4,132,348	2,881,497

4 GEORGE V., A. 1914

TRADE OF CANADA WITH GERMANY—Continued.

PRINCIPAL ARTICLES IMPORTED THEREFROM.

ARTICLES.	1909.		1910.		1911.		1912.		1913.	
	Quantity.	Value.	Quantity.	Value.	Quantity.	Value.	Quantity.	Value.	Quantity.	Value.
Ale, beer and porter.....	13,980	\$ 4,413	13,453	\$ 5,566	25,165	\$ 8,896	49,236	\$ 15,064	54,833	\$ 21,976
Animals, living.....		586		1,057				100		39
Articles and other goods, the produce of Canada, re-imported within five years.....				240						
Articles for the personal or official use of Consuls General, &c.....		2,252		2,058		4,525		200		1,623
Asphaltum or asphalt, solid.....		27		8,106		626		549		618
Baskets of all kinds, N.O.P.....		14,208		14,528	1,515	666		2,026	5,693	2,226
Belts of all kinds, N.O.P., except silk.....		6,256		5,039		13,206		16,040		23,969
Blast furnace slag.....				2,255		3,496		1,503		1,491
								814		
Books, periodicals, &c.:—										
Bibles, prayer books, psalm and hymn books, &c.....		4,590		7,612		3,900		7,109		4,265
Books, printed, periodicals and pamphlets, or parts thereof, N.O.P.....		4,517		5,809		2,807		4,824		2,221
Books not printed or reprinted in Canada, for use of colleges, &c., free libraries, college libraries, &c., and law societies and being the property of the organized authorities of such library and not in any case the property of individuals.....										
Books on the application of science to industries of all kinds, also books printed in any language other than the English and French languages, or in any two languages, not being English or French, or in any three or more languages.....		1,971		2,216		3,593		6,022		7,911
		3,265		4,903		4,993		6,422		10,093

SESSIONAL PAPER No. 10a

Labels for cigar boxes, fruits, vegetables, meats, fish, confectionery and other goods and wares; also shipping, price or other tags, tickets or labels; and rail-road or other tickets whether lithographed or printed or partly printed, N.O.P.	Dut.	12,167	24,638	32,140	33,757	34,637
Pamphlets, advertising pictorial show cards, illustrated advertising periodicals, illustrated price books, catalogues and price lists; advertising calendars and almanacs; patent medicine or other advertising circulars, fly sheets or pamphlets.	" Lbs.	5,469	1,658 3,078 74	10,626	18,738	16,645 9,675
Other books, &c.	{ Free		3,895 4,383 97	8,426 2,924 25	5,168 4,712 20	53,157
Total books, &c.	{ Dut. { Free	21,429 9,901	38,725 14,828	46,297 12,511	48,461 19,573	63,178 22,269
Boots and shoes and slippers of all kinds, except rubber and leather.	Dut.	4,093	4,487	1,100	3,578	14,338
Breadstuffs	{ Free	134	89	8,886	4,348	131,078
Bricks, clays and tiles.	{ Dut. { Free	142 2,048	69 173	385 499	824 1,271	270 4,755
Bristles.	"	5,595	15,170	14,210	16,522	15,147
Brooms and brushes.	Dut.	6,572	30,376	34,047	45,123	45,029
Buttons.	"	15,830	55,812	63,314	40,094	65,197
Candles.	{ Free	19,134	6,323	4,778	3,743	1,783
Carpets, mats and rugs.	{ Dut. { Free	3,332 3,982	984 298	1,075 7,003	772 86	1,066 143
Carriages, &c. :—	Dut.	36,732	17,732	50,443	34,694	84,854
Cars, railway, parts of.	"	4,456	147	1,889	821	942
Other carriages, &c.	"	41,182	17,879	52,332	35,515	85,796
Total carriages, &c.	"					
Celluloid, manufactures of, N.O.P.	Dut.	2,808	4,721	2,021	4,892	7,514
Celluloid, xylonite or xyolite in sheets, lumps, blocks, rods or bars, not further manufactured than moulded or pressed.	{ " { Free	5,994	4,261	3,090	5,441	4,685 5,133

4 GEORGE V., A. 1914

TRADE OF CANADA WITH GERMANY—Continued.

PRINCIPAL ARTICLES IMPORTED THEREFROM—Continued.

ARTICLES.	1909.		1910.		1911.		1912.		1913.	
	Quantity.	Value.	Quantity.	Value.	Quantity.	Value.	Quantity.	Value.	Quantity.	Value.
Cement:—										
Portland	8,467	4,053	12,298	5,113	2,978	1,120	3,604	1,726	3,179	1,417
Other cement	2					4		14		19
Total cement		4,055		5,113		1,124		1,740		1,436
Clocks, time recorders, clock and watch keys, clock movements and clock cases										
Coal, coke, &c. {		37,254		69,817		83,330		107,131		119,555
Free. {	2,556	31,305				927		8,102		13
Cocoa beans, nibs, paste, chocolate and preparations of	31,930	4,846	772	173	57,936	12,120	212,354	60,696	270,050	74,289
Coir and coir yarn. {					4,900	647			27,540	3,611
Free. {					16,464	648				
Collars and cuffs		1,918	61,754	2,311	17,820	14,600	63,900	2,639		4,955
Combs		46,333		49,142	70,704	69,228		69,228		81,507
"		44		209	1,274			1,434		4,098
Cordage, rope and twine {										
Free. {										
Cotton and mfrs. of:—										
Clothing:—										
Blouses and shirtwaists		628		3,143		7,085		4,638		6,775
Shawls		114						745		
Shirts	291	1,775	127	817	570	2,673	291	1,457	528	2,075
Socks and stockings	149,040	208,741	276,856	354,101	334,417	421,742	248,088	304,687	316,777	441,898
Undershirts and drawers		1,393		583		923		960		604
Other clothing, N.O.P.		18,720		26,289		24,669		38,076		71,268
Embroideries, white and cream		19,919		31,512		33,437		47,007		45,041
Fabrics:—										
Belting of all kinds, except rubber and leather		367		203		1,698		7,075		5,436
Bookbinders' cloth		323		109				1,659		2,124
Gray, unbleached			1,474	98	2,465			1,898	6,131	997
Printed, dyed or coloured, N.O.P.	87,125	14,087	117,169	20,148	242,211	32,583	215,300	36,127	346,268	63,770

SESSIONAL PAPER No. 10a

Velvets, velveteens and plush N.O.P.	Dut.	Yds.	12,509	36,327	11,948	44,219	16,153	69,235	22,669	72,351	25,944
	"	"	2,324	35,819	3,772	66,997	4,915	52,861	4,953	45,674	6,573
Lace, white or cream-coloured....	"	"	93,303	96,765	114,021	152,065	226,904
Sheets, bed quilts, pillow cases and damask of cotton in the piece, including uncoloured ta- ble cloths or napkins of cotton....	"	Lbs.	375	753	11,378	27,411	44,017
	"	"	769	3,780	1,748	2,601	1,618	11,405	3,711	990	544
Thread, sewing, in hanks.....	"	"	1,910	1,186	679	1,869	17,639
Yarn, knitting, hosiery or other cotton yarns.....	"	Lbs.	583	1,067	484	140	67	1,285	275	3,054	1,339
	Free "	"	8,338	19,027	13,399	20,877	22,117	37,781	40,777	19,609	17,797
Yarn, No. 40 and finer.....	"	"
Yarn, polished or glazed, when imported by manufacturers of shoe laces.....	{ Dut.	"	4,302	6,050	1,401	5,540	1,397	4,400	1,170
Other cottons, &c.....	{ Free.	"	12,725	12,847	23,121	32,352	59,692
	(Dut.	"	390,832	566,397	697,164	687,966	1,020,516
Total cotton and mfrs. of.....	{ Free.	"	12,963	14,969	23,514	43,757	19,921
	(Dut.	"	398	614	860	682	757
Curtains and shams.....	Dut.
Drugs, dyes, chemicals, &c.:—	{ Dut.	3,286	5,581	4,998	6,981	13,793
	{ Free.	"	1,718	1,763	5,837	7,203	8,029
Alum in bulk only, ground or un- ground, and alum cake.....	Dut.	Lbs.	1,057	212,398	1,985	1,393,771	10,880	173,854	1,570	1,455,321	15,540
Ammonia, nitrate of.....	Free.	"	3	53,624	3,500	10,370	1,363
Aniline and coal tar dyes, soluble in water, in packages of not less than 1 lb. weight, including alizarine and artificial alizarine, Antimony salts, viz.: Tartar emetic, chlorine and lactate (an- timoine).....	"	"	113,693	781,870	151,878	1,058,910	181,960	1,163,781	187,054	1,141,792	228,468
Arsenic, sulphide of.....	"	"	253	13,100	1,292	21,501	2,666	9,296	1,201	15,510	2,197
Chloride of lime and hypo-chlorite of lime, in packages of not less than 25 lbs.....	"	"	3,655	51,009	3,657	46,446	2,630	17,859	1,064	36,285	2,068
Cyanide of potassium, cyanide of sodium and cyanogen bromide for reducing metals in mining operations.....	"	"	4,702	471,167	3,978	229,366	1,701	282,663	2,385	252,599	1,958
Dextrine, dry.....	Dut.	"	3,699	1,249	51	7	83,280	12,196
Dyeing or tanning articles in a crude state used in dyeing or tanning, N.O.P.....	Free.	"	137,187	210,740	7,551	403,630	17,761	387,043	13,803	127,479	5,360
Gelatine and isinglass.....	Dut.	"	117	76,818	2,535	201,341	7,228	292,323	7,491	294,615	7,813
			7,418	20,780	7,566	14,057	5,367	24,953	8,821	33,156	13,465

SESSIONAL PAPER No. 10a

Tableware of china, porcelain, white granite or ironstone.....	Dut.....	165,908	134,558	173,625	259,445	300,786
Other earthenware, &c.....	"	2,204	2,039	16,376	11,948	9,493
Total earthenware, &c.....	"	191,197	160,462	218,914	295,672	343,357
Electric apparatus:—										
Carbons, electric light, and carbon points, of all kinds.....	{ Dut. M.	15,391	1,306	13,597	1,013	14,031	1,155	17,989	1,652	25,483
Electric apparatus, N.O.P., in- solators of all kinds, &c., electric and galvanic batteries, telegraph and telephone instru- ments.....	{ Free	4,100	5,375	45,125	29,369	79,799
Electric motors, generators, dyna- mos and sockets.....	"	14	100	297	3,891	2,771
Other electric apparatus.....	{ Dut. M.	939	1,127	2,800	608	1,818
.....	{ Free	20,444	20,199	62,253	51,857	109,871
Total electric apparatus.....	"	9,096	7,174	16,256	18,030	21,750
Embroideries, N.O.P.....	Dut.....
Fancy goods:—										
Bead ornaments.....	Dut.....	1,202	1,144	2,139	2,135	1,767
Boxes, fancy ornamental cases and writing desks, &c.....	"	34,350	36,346	58,309	70,119	63,280
Braids, bracelets, cords, &c.....	"	72,316	104,765	115,537	132,624	141,124
Cases for jewellery, watches, silverware, plated ware and cutlery.....	"	5,439	7,284	4,246	7,358	22,146
Feathers, frills, grains, leaves and flowers, artificial, suitable for ornamenting hats.....	"	70,571	58,632	61,035	76,152	127,648
Feathers, fancy, undressed.....	"	1,456	82	3,768	5,876	7,302
Feathers, fancy, N.O.P. and manu- factures of feathers, N.O.P.....	"	46,469	40,885	32,743	36,271	16,979
Lace, lace collars and similar goods, &c.....	"	72,706	98,394	123,880	141,548	198,238
Statues and statuettes of any material.....	"	2,676	4,643	6,126	11,856	11,831
Toys and dolls of all kinds.....	"	208,836	249,919	401,081	441,081	534,010
Other fancy goods.....	"	2,896	4,224	4,086	4,295	3,401
Total fancy goods.....	"	518,917	606,258	812,950	929,641	1,127,726

4 GEORGE V., A. 1914

TRADE OF CANADA WITH GERMANY—Continued.

PRINCIPAL ARTICLES IMPORTED THEREFROM—Continued.

ARTICLES.	1909.		1910.		1911.		1912.		1913.	
	Quantity.	Value.	Quantity.	Value.	Quantity.	Value.	Quantity.	Value.	Quantity.	Value.
Feathers, bed and other, N.O.P....		\$		\$		\$		\$		\$
Fertilizers.....		33		17		2,460		7,013		14,316
Flax, hemp, jute and mfrs. of:—		1,200		34		5,850		11,386		7,849
Carpeting, rugs, matting and mats of hemp or jute.....										
Damask of linen, uncoloured, in the piece, stair linen, diaper, doylies, tray cloths, uncoloured table cloths or napkins of linen, quilts, counterpanes, pillow cases of linen, and sheets.....		887		350		1,395		6,399		358
Fabrics, brown or bleached, unbleached, printed, dyed or coloured.....										
Hemp, dressed or undressed.....		5,019		16,075		31,247		32,355		30,096
Towels.....										
Other flax, &c.....										
Yds.	4,429	456	4,480	666	9,514	1,121	2,716	655	24,764	3,155
Free. Cwt.	1,800	8,778	224	1,364	224	1,353	674	5,526	224	1,678
Dut.		707		902		2,800		1,409		5,755
(Dut.		7,648		5,666		11,425		7,503		8,557
(Free.....								64		2,286
(Dut.....		14,717		23,659		47,988		48,321		47,921
(Free.....		8,778		1,364		1,353		5,590		3,964
Total flax, hemp, jute, &c., (Furs and mfrs. of:—										
Fur skins, wholly or partially dressed.....		198,446		250,524		282,514		233,125		377,135
Fur skins of all kinds, not dressed in any manner, N.O.P.....										
Dut.										
Free.....		426,889		702,228		666,051		998,051		1,204,169
(Dut.		2,131		5,045		13,935		49,130		63,988
(Free.....		3,467		2,170		2,754		5,885		2,841
Other furs, &c., (Total furs and mfrs. of.....										
(Dut.....		195,577		255,569		296,449		282,255		441,123
(Free.....		430,336		704,398		668,805		1,004,536		1,207,010

TRADE OF CANADA WITH GERMANY—Continued.

PRINCIPAL ARTICLES IMPORTED THEREFROM—Continued.

ARTICLES.	1909.		1910.		1911.		1912.		1913.	
	Quantity.	Value. \$	Quantity.	Value. \$	Quantity.	Value. \$	Quantity.	Value. \$	Quantity.	Value. \$
Hair and mfrs. of		3,394		4,127		7,291		8,308		5,917
(Dut.)		2,419		5,555		13,388		10,132		7,490
Hats, caps and bonnets.....		2,581		2,632		8,001		7,750		56,677
(Dut.)		15,997		24,398		14,746		17,001		16,046
Hides and skins other than fur		59,230		282,250		174,034		182,276		148,415
Hops.....		2,836		2,852		17,851		27,535		175,961
Dut. Lbs.	13,206		13,589		63,769		27,535		175,961	
Ivories, piano key		37,319		68,423		88,708		88,039		56,674
Jewellery.. ..		63,324		74,738		141,360		171,297		102,254
Laces, boot, shoe, shirt and stay....		7,352		9,146		8,016		2,093		175,296
										4,679
Leather and mfrs. of :—										
Calf, kid or goat, lamb and sheep skins, dressed, waxed or glazed.	4,941	3,402	12,785	7,517	13,917	7,023	9,855	7,439	2,310	1,625
Glove leathers, tanned or dressed, coloured or uncoloured,										
for the manufacture of gloves...	20,195	20,883	20,711	22,279	34,170	31,651	10,950	10,474		16,598
Japaned, patent or enamelled leather and Morocco leather and leather in imitation of Morocco leather	180	176	550	911	1,138	1,151	465	800		
Skins for Morocco leather, tanned, but not further manufactured....			437	812	7,741	4,270				
Upper leather, including dongola, cordovan, kangaroo, alligator and all leather, dressed, waxed or glazed, or further finished than tanned, N.O.P.; and chamois skins			1,212	414	1,681	1,399	2,394	1,022	135	168
Other unmanufactured leather....		5,092		4,134		6,170		6,662		19,557
Boots and shoes		311		395		3,271		2,204		20,463

SESSIONAL PAPER No. 10a

Other manufactures of leather	Dut.	3,500	3,009	2,315	3,479	3,039
Total leather and mfrs. of...	"	33,361	39,471	57,250	32,080	61,390
Magic lanterns and slides therefor....	Dut.	4,441	8,208	7,355	4,044	4,040
Metals and minerals and mfrs. of:—						
Brass and mfrs. of.....	(Dut.)	11,260	24,705	55,852	57,198	49,145
	(Free.....)	10,651	4,944	13,860	26,312	45,592
Copper and mfrs. of.....	(Dut.)	253	4,567	1,975	2,612	1,428
	(Free.....)	439	295	660	2,750	34,962
Gold and silver and mfrs. of:—						
Gold silver and aluminium leaf...	Dut.	26,568	31,463	32,034	35,829	36,694
Dutch or schlag metal leaf...	"	6,566	10,375	10,432	17,386	24,492
Other gold, &c.	(Free.....)					
Total gold, &c.	(Dut.)	33,134	41,838	42,466	53,215	61,186
	(Free.....)					
Iron and steel and mfrs. of:—						
Angles, beams, channels and other rolled shapes of iron or steel, not punched, drilled or further manufactured than rolled, weighing not less than 35 lbs. per lineal yard, not being square, flat, oval or round shapes, and not being railway bars or rails.....	Dut. Cwt.	52,081	62,103	62,886	77,643	35,968
Angles, beams, channels, girders, tees and other rolled shapes or sections, not punched, drilled or further manufactured than rolled, N.O.P.....	" "	361	2,454	1,416	1,786	535
Axle and axle parts, N.O.P., and axle blanks and parts thereof, of iron or steel, for railway, tramway or other vehicles....	" "	1,923	7,300	25,917	25,670	13,291
Balls, steel, adapted for use on bearings of machinery and vehicles.....	"	2,011	3,512	4,980	3,920	7,652
Bars, bands, hoops, scroll or strip, sheet or plate, rolled, or cast steel of any size, thickness or width, galvanized or coated with any material or not, and steel blanks for the manufacture of milling cutters, when of greater value than 3½ cts. per lb.	" Cwt.	97	666	9,916	5,964	315
		1,775	15,422	1,648	729	1,532

4 GEORGE V., A. 1914

TRADE OF CANADA WITH GERMANY—Continued.
 PRINCIPAL ARTICLES IMPORTED THEREFROM—Continued.

ARTICLES.	1909.		1910.		1911.		1912.		1913.	
	Quantity.	Value.	Quantity.	Value.	Quantity.	Value.	Quantity.	Value.	Quantity.	Value.
		\$		\$		\$		\$		\$
Metals and minerals and mfrs. of:— <i>Con.</i>										
Iron and steel and mfrs. of;— <i>Con.</i>										
Ware-Agate, granite or enamel-										
led iron and steel ware, also										
iron or steel hollow-ware, &c.	Dut.	16,847	16,922	16,922		31,829		40,888		82,416
Wire	Lbs.	35,348	40,727	40,727	653,879	35,545	2,433,398	63,373		19,581
	{ Free, Cwt.	65,328	35,761	71,357	60,676	129,335	40,307	83,421	28,318	54,954
Wire rods, rolled, round, in the										
coil, not over 3-inch in diam-										
eter, for making wire in										
the coil	" Cwt.	75,647	103,699	18,425		25,688	10,010	11,085		197,260
Other iron and steel, &c.	{ Dut.	6,282	4,374			170,981		197,248		11,758
	{ Free.					7,785		25,518		
Total iron and steel and	{ Dut.	545,337	678,265			1,080,565		1,115,331		1,404,375
mfrs. of	{ Free.	404,821	630,801			667,056		603,258		719,589
Lead and mfrs. of	{ Dut.	640	87			5,892		4,459		6,246
	{ Free.	1,442	47			1,437		2,296		1,431
Fin and mfrs. of	{ Dut.	4,969	5,099			5,075		8,422		7,197
	{ Free.	9,809	11,289			16,688		18,294		19,681
Zinc and mfrs. of	{ Dut.	146	85			22		242		182
	{ Free.	70,643	74,272			36,164		45,627		350,435
Miscellaneous metals and minerals										
and mfrs. of;—										
Aluminium in ingots, blocks,										
bars, rods, strips, sheets or										
plates	Free. Lbs.	61,860	64,709	10,351	25,650	5,180	1,535	421	6,026	1,506
Aluminium, manufactures of,										
N.O.P.	Dut.	5,392		2,885		5,776		9,143		14,318
Asbestos, in any form other than										
crude and all manufactures of	"	483		2,592		4,143		4,174		4,436

SESSIONAL PAPER No. 10a

Libbarger.....	Free, Cwt.	2,876	13,781	6,572	24,129	7,034	24,814	9,515	31,193	9,747	42,001
Metallic colours, viz.: Oxide of cobalt, tin and copper, N.O.P.	" "	74,465	20,909	82,922	21,759	43,970	15,030	32,101	12,854	42,685	18,365
Ochres, ochery earths, siennas and umbers.....	Dut. Lbs	60,783	1,041	284,143	1,850	69,858	1,721	69,407	1,547	112,810	2,189
Oxides, fire proofs, rough stuffs, fillers.....	" "	8,400	87	1,230	16	12,621	343	17,750	1,089	7,540	250
Ultramarine blue, dry or in pulp.	Free, "	2,448	295	13,712	1,157	12,850	824	42,388	2,367	56,073	3,479
Zinc, white.....	Dut. "	728,570	27,687	842,966	30,504	1,965,532	59,022	2,172,017	77,981	2,205,970	109,283
Other paints and colours.....	{ Free.....	307	448	1,173	2,149	23
.....	{ Dut.....	60,537	70,488	81,686	118,076	159,023
Total paints and colours.....	{ Free.....	35,292	47,493	41,841	48,563	72,455
Paper and infs. of :-											
Hangings of wall paper, including borders.....	Dut. Rolls	87,321	11,285	82,626	10,072	95,146	14,105	75,943	10,567	143,780	14,039
Paper, photographic, plain basic, baryta coated, adapted for the manufacture of albumenized or sensitized paper.....	Free.....	11,070	18,989	11,573	16,208	23,713
Printing paper.....	Dut. Lbs.	2,361	278	24,321	1,390	69,330	3,703	14,804	899	69,911	3,899
Ruled and bordered and coated papers: boxed papers; and paperies.....	" "	491	1,503	5,889	12,648	16,067
Wrapping paper.....	{ Lbs.	9,244	496	32,007	1,434	62,429	1,559	204,475	7,907	272,325	10,918
Other paper &c.....	{ Free.....	63,078	68,422	139,744	146,188	214,453
.....	223	88
Total paper and infs. of.....	{ Dut.....	75,628	82,821	165,000	178,209	259,376
.....	{ Free.....	11,293	18,989	11,573	16,208	25,801
Pencils, lead.....	Dut.....	45,148	55,589	58,087	62,497	74,759
Pens, penholders and rulers of all kinds.....	" "	1,774	3,539	2,933	5,263	5,426
Perfumery.....	" "	4,154	6,942	13,964	16,837	22,560
Picture and photograph frames of any material.....	" "	4,287	4,476	4,939	4,254	3,753
Plants and trees.....	{ Free.....	141	589	1,546	1,004	1,065
.....	15,941	18,958	21,825	47,388	43,391
Pocket-books, portfolios, purses, rule-books and musical instrument cases.....	Dut.....	24,059	26,972	35,200	64,372	78,693
Precious stones and imitations of all kinds.....	{ Free.....	13,630	21,448	35,485	30,429	11,497
.....	39,668	17,752	5,494	41,247	66,955

TRADE OF CANADA WITH GERMANY—Continued.

PRINCIPAL ARTICLES IMPORTED THEREFROM—Continued.

ARTICLES.	1909.		1910.		1911.		1912.		1913.	
	Quantity.	Value.	Quantity.	Value.	Quantity.	Value.	Quantity.	Value.	Quantity.	Value.
		\$		\$		\$		\$		\$
Provisions	607	2,069		16,635		8,594		12,102		
Bags	29,398	28,081		43,873		32,132		9,258		
Reinnet, raw and prepared	2,107	3,210		11,558		2,875		4,987		
Ribbons	34,132	47,580		29,990		29,706		21,512		
Seeds	11,748	21,235		35,474		42,092		60,339		
Settlers' effects	11,458	7,069		12,379		8,710		20,853		
	8,952	7,886		43,355		102,435		141,911		
Silk and mfrs. of:—										
Clothing:—										
Shawls	104	426		2,177		1,811		261		
Socks and stockings	717	17,987		34,456		74,003		80,692		
Other clothing N.O.P.	12,184	13,884		26,935		26,669		47,240		
Fabrics:—										
Bolting cloth not made up				7		37		6		
Fabrics for the manufacture of neckties								52,724		
Velvets, velveteens, plush, N. O.P.	25,562	17,942		27,465		28,834		24,539		
Other fabrics, N.O.P.		84,591		84,261		80,669		50,713		
Other silk &c.		3,371		3,310		6,037		18,570		
				694						
Total silk and mfrs. of.		122,768		147,333		179,128		274,649		
				694		7		37		
Slate and mfrs. of		2,794		3,761		3,393		5,336		
Soap		1,791		2,586		5,243		7,662		

SESSIONAL PAPER No. 10a

[illegible]

SESSIONAL PAPER No. 10a

Felt cloth, N. O. P.	Dut.	Yds	79	40	40	44	1,518	1,257	1,769	712
Flannels, plain, not fancy.	"	"	5,828	3,202	131	36	1,071	291	2,328	587	2,338	512
Italian lining, colourings, lustres, mohairs and alpacas.	"	"	3,905	1,587	1,447	45	7,118	1,276	381	109	2,465	862
Tweeds.	"	"	7,445	5,127	3,183	2,423	8,364	4,812	6,058	4,291	39,547	19,363
Other fabrics and mfrs., N. O. P.	"	"	96,863	73,503	165,362	149,496	212,415
Felt, pressed, of all kinds, not filled or covered by or with any woven fabric.	"	"
Wool and the hair of the camel, alpaca, goat and other like animal, not further prepared than washed, N. O. P.	"	Lbs.	18,296	7,903	6,885	3,517	73,070	33,989	139,579	37,445	131,455	48,739
Yarns.	Free.	"	70,048	37,175	51,575	7,999	122,036	19,479	56,867	9,507	111,053	19,358
Other wool and mfrs. of.	(Dut.)	"	74,303	43,303	67,292	45,114	101,312	58,670	138,374	77,367
.....	(Free.)	"	474	536	280	398
.....	(Dut.)	"	92	95	366	4,570	6,291
.....	(Free.)	"
Total wool and mfrs. of.	(Dut.)	"	579,147	536,950	786,279	776,494	1,060,594
.....	(Free.)	"	7,999	20,035	9,905	19,358
All other articles imported.	(Dut.)	"	19,783	32,913	36,303	59,053	73,211
.....	(Free.)	"	2,031	3,907	12,611	9,320	35,462
<i>Recapitulation.</i>												
Imports—Dutiable.	4,400,718	5,509,286	7,553,299	7,998,895	10,277,322
Free.	1,600,688	2,448,978	2,533,900	3,147,844	4,196,511
Total imports (mdse).
Coin and bullion.	6,001,406	7,958,264	10,087,199	11,146,739	14,473,833
.....			48	7
Total imports.	6,001,454	7,958,264	10,087,199	11,146,746	14,473,833
" exports.	1,476,552	2,501,191	2,663,017	3,814,914	3,402,394
Total trade.	7,478,006	10,459,455	12,750,216	14,961,660	17,876,227

4 GEORGE V., A. 1914

TRADE OF CANADA WITH GERMANY.—Continued.

PRINCIPAL ARTICLES EXPORTED THERETO.

ARTICLES.	1909.		1910.		1911.		1912.		1913.	
	Quantity.	Value.	Quantity.	Value.	Quantity.	Value.	Quantity.	Value.	Quantity.	Value.
Books, photographs, &c.		\$		\$		\$		\$		\$
Breadstuffs:—										
Barley.....		412		1,057		767		1,178		620
Bran.....										
Buckwheat.....	154,485	162,831	54,380	32,628	134,212	138,931	17,000	9,861	241,547	281,950
Cereal foods.....	6,950	4,158	14,977	10,213	26,770	15,404	540,882	588,273	5,487	3,399
Corn { Canadian.....		24,694		66,130		12,919		63,193		22,829
{ Foreign.....										
Oats.....	1,690	676	125,521	114,567	12,714	8,471	198,736	124,602		
Pease.....	665	580	120	180			908	454		
Wheat { Canadian.....	6,015	5,363	72,000	93,000	167,196	161,388	890,003	890,184	777,614	718,546
{ Foreign.....			253,428	283,438	514,730	593,730	69,052	69,052	310,871	310,871
Wheat flour.....	1,986	8,892	5,240	26,988	13,133	59,884	23,461	98,234	36,587	161,132
Other breadstuffs.....		1,268		1,760				936		10,519
Total breadstuffs.....		213,462		1,134,418		990,727		1,853,724		1,509,237
Carriages, &c.										
Clothing and wearing apparel.....										
Coal.....		690		2,033		5		1,802		66
Cotton and mfrs. of.....		343		1,224		1,084		1,506		3,526
Drugs, dyes, chemicals, &c.						950		2,633		4,805
Electric apparatus.....		11,430		15,761		19,35		24,378		17,168
Fertilizers.....		16,916		23,880		30,363		24,822		13,401
				1,168		115		572		1,967
		3,595		5,343		1,504		1,600		6,166
Fish:—										
Lobsters, canned.....	94,342	28,477	120,460	37,530	234,270	68,542	299,117	102,684	432,552	139,900
Salmon, fresh.....	75	3					64,972	7,362	126,809	13,494
" pickled.....	4,781	139,815	5,260	106,571	3,148	66,011	6,086	141,975	5,140	122,584

SESSIONAL PAPER No. 10a

Other fish.....	8,829	22,495	152	829	3,081
Total fish.....	177,124	166,596	134,705	252,850	279,059
Fruits:—					
Apples, dried.....	1,004,889	58,595	1,226,195	34,492	247,802
" green or ripe.....	141	554	78	20,200	27,799
Other fruits.....	6,696	13,443	5,483	7,285	3,252
Total fruits.....	65,845	102,728	60,175	297,525	101,490
Furs and mfrs. of:—					
Furs, dressed.....	4,536	3,443	3,537	4,391	68
" undressed.....	36,810	133,350	145,435	58,485	299,434
Fur, mfrs. of.....	25		4,906	2,725	138
Other furs, &c.....					
Total furs, &c.....	41,371	196,793	153,968	65,601	299,700
Grease and grease scraps.....					
Gutta-percha and mfrs. of.....	417,053	39,736	458,130	40,600	160,909
Jewellery.....				101	266,460
Junk (Canadian.....	1,319	7,315	8,804	12,975	3,221
" Foreign.....		3,262	17,855	15,929	4,421
Leather and mfrs. of.....	327	1,727	5	13,104	11,640
			308	913	152
Metals and minerals and mfrs. of:—					
Iron and steel and mfrs. of:—					
Agricultural implements,—					
Cultivators.....	No.				
Harrows.....	108	2,896	960	1,873	573
Harvesters.....	1,433	134,482	1,273	839	110
Hay rakes.....	236	8,936	1,055	236,422	103,740
Mowing machines.....	2,237	90,941	4,150	122,323	17,336
Ploughs.....				129,082	81,562
Reapers.....	1,056	67,701	498	2,691	28,134
Other agricultural implements		62,019		95,021	64,700
Parts of.....		46,915		30,139	23,716
			51,473	63,503	93,536
Total agricultural implements.....		399,600	547,692	632,494	413,427
Machinery.....					
Other iron and steel and mfrs. of.....		58,837	67,469	5,961	1,515
		3,484	14,981	8,306	9,387
Total iron and steel and mfrs. of.....		461,921	630,142	646,761	427,359

4 GEORGE V., A. 1914

TRADE OF CANADA WITH GERMANY—Concluded.

PRINCIPAL ARTICLES EXPORTED THERETO—Concluded.

ARTICLES.	1909.		1910.		1911.		1912.		1913.	
	Quantity.	Value.	Quantity.	Value.	Quantity.	Value.	Quantity.	Value.	Quantity.	Value.
		\$		\$		\$		\$		\$
Metals and minerals and mfrs. of :— <i>Con.</i> Miscellaneous metals and minerals and mfrs. of :—										
Aluminum in bars, blocks, &c. Cwt.	381	10,055	1,067	16,021	16,002	390	19,895	111	1,280
Asbestos..... Tons	70	7,000	770	22,444	383	16,002	390	19,895	1,225	45,626
Ores..... "	602,762	315,380	94	19,865	66	4,712	191	24,127	259	68,046
Silver, metallic, contained in ore, &c. Ozs.	432,518	216,682	395,604	197,802	105,670	53,528
Other miscellaneous metals, &c.....	4,955	5,499	9,327	13,686	18,508
Total miscellaneous metals, &c.....	337,390	63,829	246,723	255,510	186,988
Total metals and minerals and mfrs. of..	801,207	525,750	876,865	902,271	614,347
Musical instruments :—										
Organs..... No.	156	6,752	226	9,548	258	11,403	154	6,295	197	8,855
Other musical instruments.....	975	200	163	95
Total musical instruments.....	7,727	9,748	11,403	6,458	8,950
Oilcake..... Cwt.	22,129	27,663	5,593	8,189	9,060	13,096	32,499	49,885
Oils :—										
Neatsfoot and other animal, N.E.S..... Galls.	950	685	2,150	1,155	33,710	33,363	69,689	66,804	115,274	137,695
Other oils..... "	16,978	13,013	68,314	11,551	41,692	5,170	89,200	9,000	104,663	17,247
Total oils..... "	17,928	13,698	70,464	12,706	75,402	38,533	158,889	75,804	219,937	154,942
Paints and colours.....	980	6,540	4,454
Provisions :—										
Beef..... Lbs.	16,827	1,114	3,536	511
Butter..... "	59,884	9,777

SESSIONAL PAPER No. 10a

[illegible]

TRADE OF CANADA WITH UNITED KINGDOM.

SUMMARY OF THE IMPORTS THEREFROM AND EXPORTS THERETO.

Fiscal Years.	IMPORTS—(MERCHANDISE.)			EXPORTS—(MERCHANDISE.)			COIN AND BULLION.			Totals, Imports and Exports.	IMPORTS FOR CONSUMPTION. (MERCHANDISE.)			
	Dutiable.		Total.	Canadian Produce.		Foreign Produce.	Total.	Imports.			Exports.	Dutiable.	Free.	Duty Collected.
	£	\$		£	\$			£	\$					
1894.....	27,551,138	9,514,807	37,065,945	60,878,056	7,660,800	68,538,856	1,681,304	107,286,105	23,311,911	9,542,803	8,245,846		
1895.....	23,353,981	7,711,002	31,064,983	57,903,564	3,953,426	61,856,990	72,405	92,994,328	24,366,179	7,747,421	7,006,677		
1896.....	24,576,345	8,425,652	33,001,997	62,717,941	3,971,312	66,689,253	155,237	1,035	99,847,322	20,217,422	8,458,326	7,338,514		
1897.....	20,190,468	9,138,108	29,328,576	69,533,852	77,227,502	146,761,354	11,000	106,767,078	22,536,479	9,183,766	6,265,367		
1898.....	22,969,721	9,438,830	32,408,551	93,065,019	11,933,799	104,998,818	457,456	39	137,864,854	27,521,508	9,486,982	6,649,429		
1899.....	27,450,325	9,366,340	36,816,665	85,113,681	13,973,300	99,086,981	128,800	4,874	136,037,320	31,561,756	9,400,815	7,328,192		
1900.....	32,286,198	12,676,349	44,962,547	96,562,875	11,173,093	107,735,968	509,747	400	153,208,662	31,701,654	12,718,297	8,074,541		
1901.....	31,808,310	11,097,818	42,906,128	92,857,525	12,471,431	105,328,956	198,169	148,493,253	35,082,564	11,118,341	7,845,406		
1902.....	35,329,879	13,914,473	49,244,352	109,347,345	7,970,876	117,318,221	191,036	2,000	166,755,609	42,210,165	13,960,162	8,424,683		
1903.....	42,438,595	16,526,248	58,964,843	125,199,980	6,002,118	131,202,098	103,863	223	190,271,027	44,939,829	13,582,873	9,841,627		
1904.....	45,163,217	16,739,734	61,902,951	110,120,892	7,470,484	117,591,376	52,958	179,552,285	45,099,527	16,784,787	10,838,017		
1905.....	45,413,809	15,124,997	60,538,806	97,114,867	4,843,904	101,958,771	5	162,497,582	52,615,725	15,243,177	11,171,010		
1906.....	52,767,022	16,539,455	69,306,477	127,456,465	5,636,106	133,092,571	10,673	2,366	202,412,087	48,750,741	16,568,190	12,944,249		
1907 (9 mos.)	49,636,083	15,617,931	64,654,014	98,691,186	6,438,415	105,129,601	165,958	6,200	169,955,773	71,212,207	15,664,674	11,823,197		
1908.....	72,138,087	23,175,643	95,313,730	126,194,124	8,283,000	134,477,124	542,157	7,632	230,340,043	52,219,881	23,205,107	17,265,293		
1909.....	51,968,885	18,587,010	70,555,895	126,384,724	7,360,399	133,745,123	843	252	204,302,113	71,822,941	18,462,220	13,449,342		
1910.....	72,199,660	23,466,344	95,666,004	139,482,945	10,147,543	149,630,488	13,873	3,619	245,313,984	84,511,835	23,513,486	18,032,629		
1911.....	85,019,220	25,565,784	110,585,004	132,156,924	4,806,047	136,962,971	1,797	2,140	247,551,912	84,511,835	25,422,830	20,756,811		
1912.....	89,828,419	27,363,202	117,191,621	147,240,413	4,592,966	151,833,379	810	20,034	269,045,844	89,514,201	27,392,011	22,307,040		
1913.....	108,858,210	30,788,146	139,646,356	170,161,903	7,820,099	177,982,002	7,231	317,635,589	108,055,865	30,685,871	27,158,162		

SESSIONAL PAPER No. 10a

PRINCIPAL ARTICLES IMPORTED THEREFROM.

ARTICLES.	1909.		1910.		1911.		1912.		1913.	
	Quantity.	Value.	Quantity.	Value.	Quantity.	Value.	Quantity.	Value.	Quantity.	Value.
Ale, beer and porter.....	204,541	\$ 172,811	225,902	\$ 214,881	369,304	\$ 342,247	379,287	\$ 340,712	537,069	\$ 493,212
Ale, ginger.....		17,244		18,229		27,381		30,436		31,693
Animals, living :—										
Cattle.....	28	4,239	81	10,425						
(Dut. No.										
(Free, ".....	115	13,046	91	15,738	247	21,660	154	21,763	26	2,850
Horses.....	10	3,619	112	15,384	84	10,806	109	9,913	278	38,428
(Free, ".....	540	299,395	1,215	508,093	1,638	541,926	1,526	605,986	534	27,561
Sheep.....	727	14,686	3,470	59,135	4	68			1,562	385,727
(Free, ".....	195	4,180	158	3,911	194	7,121	65	760		
Other animals, living.....		520		3,404		3,479		913	14	550
(Free, ".....		6,262		9,305		10,593		17,452		2,872
Total animals, living.....		23,064		88,548		14,353		10,826		15,978
(Free, ".....		322,883		537,647		581,300		645,961		33,283
Apparel, wearing, and other personal and household effects, not merchandise, of British subjects dying abroad, but domiciled in Canada; books, pictures, family plate or furniture, personal effects and heirlooms left by bequest....		4,424		7,658		7,718		8,518		14,893
Articles and other goods, the produce of Canada, re-imported within five years.....										
Articles brought into Canada temporarily and for a period not exceeding three months for the purpose of exhibition or of competition for prizes offered by any agricultural or other association.....		196,357		129,566		90,652		132,645		59,699
(Free, ".....		200,236		5,490		176,590		13,319		119,235

4 GEORGE V., A. 1914

TRADE OF CANADA WITH UNITED KINGDOM—Continued.

PRINCIPAL ARTICLES IMPORTED THEREFROM—Continued.

ARTICLES.	1909.		1910.		1911.		1912.		1913.	
	Quantity.	Value.	Quantity.	Value.	Quantity.	Value.	Quantity.	Value.	Quantity.	Value.
Articles for the use of the army and navy, viz.:—		\$		\$		\$		\$		\$
Arms, military stores, munitions of war, and other articles, the property of the Imperial Government and to remain the property of such Government; articles consigned direct to officers and men of His Majesty's Imperial Navy, for their own personal use or consumption on board their own ships		703		345		1,701		9,134		3,139
Articles for the use of the Governor General		6,441		5,308		5,385		43,873		18,481
Asphaltum or asphalt, solid	" Cwt.	556	218	243	6,655	146	1,613	935	1,613	935
Baskets of all kinds, N.O.P.	Dut.	10,576		7,533		13,904		19,464		18,349
Baths, bath-tubs, basins, closets, lavatories, urinals, sinks, and laundry tubs of any material	"	25,097		31,611		65,258		84,542		130,853
Bells, imported for the use of churches.	Free	3,330		1,978		12,364		10,841		3,797
Bells and gongs, N.O.P.	Dut.	1,362		1,881		2,827		3,525		4,712
Belts of all kinds, N.O.P., except silk	"	43,472		85,143		69,844		74,753		49,711
Billiard tables	" No.	10,023	67	8,145	108	25,292	258	58,620	301	48,813
Blacking, shoe, and shoe makers' ink, shoe, harness and leather dressing, N.O.P.	"	9,674		16,032		10,878		22,871		9,708
Blast furnace slag	Free	48,650		57,782		124,837		107,774		73,455
Blueing, laundry	Dut.	28,661		30,991		38,630		39,910		44,344
Bones, crude	Free Cwt.	12	357	677	1,361	7,317	136	844	103	551

SESSIONAL PAPER No. 10a

Books, periodicals, &c :— Advertising chromos, chromo- types, oleographs or like work produced by any process other than hand painting or drawing, and having any advertisement or advertising matter printed, litho- graphed or stamped thereon, or attached thereto, or other similar artistic work, lithographed, print- ed or stamped on paper or card- board for business or advertising purposes, N.O.P.	Dut. Lbs.	4,190	2,260	5,695	1,198	2,511	596	6,919	1,632	4,005	3,855
Bank notes, bonds, bills of exchange, cheques, promissory notes, drafts and similar work unsigned, and cards or other commercial blank forms printed or lithographed, or printed from steel or copper, or other plates, and other printed matter, N.O.P.	"	20,724	22,788	25,162	42,582	47,187
Bibles, prayer books, psalm and hymn books, religious tracts, and Sunday school lesson pictures. ...	Free	90,346	208,445	132,735	126,301	122,784
Books, printed, periodicals and pan- phlets, or parts thereof, N.O.P. ...	Dut.	325,759	348,591	424,175	573,808	579,989
Books, printed by any government or by any association for the pro- motion of science or letters and official annual reports of religious or benevolent associations and is- sued in the proceedings of said as- sociations, to their members, and not for the purpose of sale or trade.	Free	257	1,555	1,905	2,464	1,947
Books not printed or reprinted, in Canada, for use of colleges, &c., free libraries, college libraries, &c., and law societies, and being the property of the organized authorities of such library and not in any case the property of individuals.	"	106,012	156,138	152,757	175,981	242,773
Books in print more than twelve years.	"	9,223	9,407	14,924	9,834	11,932

4 GEORGE V., A. 1914

TRADE OF CANADA WITH UNITED KINGDOM—Continued.
 PRINCIPAL ARTICLES IMPORTED THEREFROM—Continued.

ARTICLES.	1909.		1910.		1911.		1912.		1913.	
	Quantity.	Value.	Quantity.	Value.	Quantity.	Value.	Quantity.	Value.	Quantity.	Value.
Books, periodicals, &c.:— <i>Con.</i> Books on the application of science to industries of all kinds, also books printed in any language other than the English and French languages, or in any two languages not being English or French, or in any three or more languages.....		\$		\$		\$		\$		\$
Charts, admiralty.....		14,885		10,968		14,650		15,302		48,882
" ".....		1,051		1,176		1,386		2,311		1,855
(Dut.....		4,355		8,350		6,831		5,441		12,396
Charts and maps, N.O.P.....										
Freight rates for railways, and telegraph rates, bound in book or pamphlet form, and time-tables of railways outside of Canada.....										
Dut.....		890		504		441		503		
Globes, geographical, topographi- cal and astronomical ..		109		290		265		77		52
Labels, for cigar boxes, fruits, vegetables, meats, fish, confec- tionery and other goods and wares, also shipping, price or others tags, tickets or labels, and railroad or other tickets whether lithographed or printed or partly printed, N.O.P.....										
Dut.....		16,379		15,790		22,267		22,144		26,736
Newspapers and quarterly, monthly and semi-monthly magazines, and weekly literary papers, unbound.....		66,821		64,458		75,756		76,994		81,523
Novels or works of fiction or literature of similar character, unbound or paper bound or in sheets, not including Christmas annuals, or publications com- monly known as juvenile or toy books										
Dut.....		30,355		31,407		28,588		28,974		39,300

SESSIONAL PAPER No. 10a

Pamphlets, advertising, advertising showcards, illustrated advertising periodicals, price books, catalogues and price lists; advertising calendars and almanacs; patent medicine or other advertising circulars, fly sheets or pamphlets.....	Dut. Lbs.	120,164	25,339	149,300	36,186	207,347	15,387	280,813	63,052	340,537	80,936
Posters, advertising bills and folders.....	" "	7,564	1,525	6,114	1,316	7,499	1,467	15,086	2,958	4,093	727
Printed music, bound or in sheets, music for mechanical players.....	" "		26,808		21,794		30,824		42,469		43,597
Other books, &c.....	{ Dut. Free.		305		270		395		304		560 715
Total books, &c.....	{ Dut. Free.		454,394 288,009		487,924 452,707		585,938 391,123		783,723 409,568		833,286 512,463
Boots, shoes, slippers and insoles of all kinds, except rubber and leather braces or suspenders and finished parts of.....	Dut.		43,652		74,256		81,582		85,007		181,049
	"		15,078		15,611		16,354		11,536		15,263
Breadstuffs:—	Dut. Lbs.	65,233	3,159	30,996	1,528	25,098	1,554	59,242	3,064	51,080	3,836
Arrowroot.....	" "	294,683	13,462	261,919	14,759	205,105	12,751	295,627	18,808	325,488	23,995
Barley, pot, pearl, rolled, roasted or ground.....	" Bush.	24,198	14,697	2,561	3,093	17	17	215	240	21,753	13,127
Beans, N.O.P.....	" "	68,220	84,957	45,196	66,971	7,297	12,472	11,653	25,322	85,836	163,437
Biscuits.....	" Lbs.	827,363	88,214	905,602	112,955	1,402,335	163,084	1,725,790	187,250	1,761,232	219,460
Bran, mill feed, &c.....	" "		764		2,319		2,002		5,271		33,239
Cereal foods.....	" Lbs.	63,553	10,834	70,001	8,978	77,986	11,492	127,789	31,039	171,216	28,308
Macaroni and vermicelli.....	" Lbs.	395,755	3,035	70,001	3,335	77,986	3,826	127,789	6,286	171,216	7,755
Oats.....	" Bush.	786	273,472	15,578	13,449	4,190	3,122	82,515	35,144	3,573	2,531
Pease, N.O.P.....	" "		2,824	2,442	8,331	4,396	8,054	3,645	13,797	38,515	61,539
Rice, cleaned.....	" Lbs.	6,217,765	185,833	6,481,574	157,714	5,273,615	131,845	6,266,177	166,025	7,095,411	226,838
Rice, cleaned, unhulled, or paddy	Free. "	15,629,356	398,168	14,000,896	294,430						
Rice and sago flour.....	Dut. "	681,737	13,181	449,859	9,742	390,995	10,071	167,696	4,274	744,453	16,242
Sago and tapioca.....	" "	928,587	22,194	1,239,850	24,681	894,888	2,871	1,016,840	39,823	905,367	31,436
Tapioca flour.....	" "	222,051	4,209	44,006	1,146	112,456	2,871	122,013	4,008	122,269	3,545
Other breadstuffs.....	{ Dut. Free.		7,897 2,080		13,040 5,453		16,634		21,768		76,731 1,649
Total breadstuffs.....	{ Dut. Free.		730,735 330,248		441,641 239,883		401,198		562,719		932,267 4,649

TRADE OF CANADA WITH UNITED KINGDOM—Continued.
 PRINCIPAL ARTICLES IMPORTED THEREFROM—Continued.

ARTICLES.	1909.		1910.		1911.		1912.		1913.	
	Quantity.	Value.	Quantity.	Value.	Quantity.	Value.	Quantity.	Value.	Quantity.	Value.
Bricks, clays and tiles :—		\$		\$		\$		\$		\$
Bricks, building.....	1,482	20,555	1,722	21,096	2,236	30,837	2,325	27,345	3,041	31,812
Bricks, fire of a class or kind, not made in Canada.....										
Bricks, paving.....	6,940	54,278		70,705		73,128		105,904		114,201
Clay, china.....	158,175	75,497	12,280	65,037	7,690	94,885	6,522	87,375	4,992	63,171
Clay, fire, unmanufactured.....		59,795	198,310	76,672	292,364	110,432	291,387	90,125	296,327	95,147
Drain pipes, sewer pipes, chimney linings or vents, chimney tops and inverted blocks, glazed or unglazed.....		18,492		20,555		25,218		31,454		23,388
Other bricks, &c.....										
		47,206		46,228		23,179		55,484		81,004
		54,233		139,173		219,660		165,768		148,065
		1,609		3,109		586		2,800		576
Total bricks, clays and tiles.		197,491		271,554		368,561		335,972		324,052
		134,174		171,021		209,364		230,292		253,312
British guir, dry sizing cream and enamel sizing.....	222,460	7,212	398,462	8,715	360,801	12,188	498,643	14,008	453,973	14,055
Bristles.....	49,407	33,704	59,166	48,643	90,967	71,312	134,516	102,301	105,520	85,181
Brooms and brushes.....		36,656		45,638		73,406		78,172		111,107
Buttons.....		47,293		108,431		131,365		107,909		138,086
		920		929		1,030		856		1,849
Candles.....	87,120	8,826	137,193	13,192	191,688	17,218	248,719	19,719	265,954	24,821
Carpets, mats and rugs, N.E.S.:—										
Carpeting, rugs, mats and matting of straw.....		287		134		1,993		616		1,472
Carpets, N.O.P.....	12	86	6,805	5,159	16,787	5,418	1,893	1,182	1,264	986
Cocoa carpeting, mats, rugs and matting.....		6,151		12,410		10,419		12,865		18,398
Mats, door or carriage other than metal, N.O.P.....		2,099		2,400		152		601		733
Total carpets, &c.....		8,623		20,103		17,982		15,264		21,499

TRADE OF CANADA WITH UNITED KINGDOM—Continued.

PRINCIPAL ARTICLES IMPORTED THEREFROM—Continued.

ARTICLES.	1909.		1910.		1911.		1912.		1913.	
	Quantity.	Value.	Quantity.	Value.	Quantity.	Value.	Quantity.	Value.	Quantity.	Value.
Coal, coke, &c.:— <i>Con.</i>		\$		\$		\$		\$		\$
Coal.....	1,099	4,840	1,972	5,665	287	1,366	679	2,989	143	941
Coke, ground, for the manufac- ture of electric batteries.....										
Other (charcoal).....		83		233	407	399	443	586		207
Total coal, coke, &c.....		179,224		75,394		19,275		22,101		32,625
.....		151,999		161,976		139,941		154,824		124,626
Cocoanut, desiccated, sweetened or not.....	122,440	8,316	164,795	12,495	120,762	11,709	95,527	9,244	197,667	18,875
Cocoa beans, nibs, paste, chocolate and preparations of:—										
Cocoa beans, not roasted, crushed or ground.....	399,029	60,971	426,289	56,658	457,753	65,479	560,067	79,874	917,339	132,200
Cocoa paste or liquor, chocolate paste or liquor not sweetened, in blocks or cakes, and cocoa butter.	325,412	80,151	452,582	98,002	361,858	84,005	151,908	45,954	371,684	101,018
Cocoa paste or liquor, sweetened, in blocks or cakes, not less than 2 lbs. in weight.....	24,905	4,844	20,988	4,259	23,095	5,048	38,102	7,204	37,801	7,522
Cocoa or chocolate, preparation of, in powdered form.....	227,976	53,546	356,644	76,522	504,636	117,024	800,516	192,752	881,506	211,143
Cocoa or chocolate, preparations of, N.O.P.....	562,376	113,044	523,727	101,185	1,149,852	221,677	976,342	200,496	1,060,592	215,497
Cocoa shells and nibs.....	1,354	299	275	21	1,961	76	922	77	1,167	85
Total cocoa, &c.....	1,142,023	251,884	1,354,216	279,989	2,041,402	427,830	1,967,790	446,483	2,352,750	535,265
.....	399,029	60,971	426,289	56,658	457,753	65,479	560,067	79,874	917,339	132,200

SESSIONAL PAPER No. 10a

Coffee and imitations of:—											
Chicory, raw or green.....	Dut. Lbs.	15,429	579	24,751	1,029	28,816	1,230	49,855	2,807	29,334	1,393
" kiln-dried, roasted or ground.....	" "	201,412	6,722	285,412	12,341	255,280	12,173	308,328	18,043	413,747	21,489
Coffee, condensed with milk.....	" "	40	61	278	74	320	74	4,516	623
Coffee, green, imported direct from the country of growth and production or purchased in bond in the United Kingdom.....	Free.	796,349	112,971	1,298,902	176,585	892,880	121,302	951,367	158,449	1,573,077	291,671
Coffee, green, N.O.P.....	Dut.	35,516	4,227	27,315	3,420	8,136	1,105	5,016	843	10,077	1,844
" extract of, N.O.P., or substitutes thereof of all kinds.....	" "	38,658	9,901	52,790	12,636	67,868	16,633	85,236	19,279	199,080	33,495
Coffee, roasted or ground, when not imported direct from the country of growth and production.....	" "	15,511	3,636	2,208	397	13,099	3,236	7,279	2,169	1,052	270
Coffee, roasted or ground, and all imitations thereof and substitutes thereof, including acorn nuts, N.O.P.....	" "	3,400	613	1,580	402	4,342	1,109	4,991	1,011	7,346	1,486
Total coffee, &c.	(Free, "	309,966 796,349	25,739 112,971	394,056 1,298,902	30,225 176,585	377,819 892,880	35,560 121,302	461,035 951,367	44,226 158,449	665,152 1,573,077	60,600 291,671
Collars and cuffs:—											
Collars.....	Dut. Doz.	53,675	47,375	97,859	91,150	179,968	145,890	137,449	121,671	120,819	113,581
Cuffs.....	" Pairs	8,158	1,193	7,733	1,680	16,648	2,083	24,685	2,935	16,914	1,959
Total collars and cuffs.....	"	48,668	92,830	147,973	124,606	115,540
Collections of antiquities when imported for or by public museums, public libraries, universities, colleges or schools, and which are to be placed in such institutions.											
Combs.....	Free.	49	3,220	33,479	19,230	8,847
	Dut.....	39,498	66,771	56,243	70,009	79,609
Cordage, rope and twine:—											
Binder twine.....	Free. Lbs.	109,851	10,626	334,933	27,442	163,230	15,678	95,500	9,127	138,144	9,140
Binder twine, articles for the manufacture of.....	"	1,140	2,812	998	1,346	730
Cordage, cotton, of all kinds.....	Dut. Lbs.	45,946	5,141	479,735	53,965	411,249	48,648	347,887	40,916	128,403	17,500
Twine, manufactures of, viz.: Hammocks and lawn tennis nets, sportsmen's fish nets and other articles, N.O.P.....	"	7,676	7,561	10,420	10,936	14,320

SESSIONAL PAPER No. 10a

Bookbinder's cloth	Free	31,506	41,887	43,059	44,339	70,496
Duck, cotton or linen, seamless, in circular form, for the manufacture of hose pipe....	"	6,730	10,290	4,929	6,776	3,502
Duck, gray or white, N.O.P., weighing over 8 oz. per square yard	Do. Yds.	81,401	523,187	173,517	160,684	256,307
Gray, unbleached	"	160,877	6,631,684	331,004	350,673	692,736
Jeans, corded and satenees, imported by corset and dress stay manufacturers	"	346,536	1,188,818	139,286	186,348	209,632
Printed, dyed or coloured, N.O.P.	"	32,960,885	3,015,048	5,083,311	4,513,835	5,336,411
Tailors' holland of cotton and twinning in the web	"	1,414,793	2,445,862	162,675	167,606	265,417
Uncoloured cotton fabrics, viz: — Sermons and window sermons, cambric cloths, &c.	"	942,299	934,180	33,823	30,337	30,374
Velvets, velveteens and plush, N.O.P.	"	1,123,280	392,427	500,638	622,492	811,569
White or bleached	"	15,639,278	1,988,616	2,252,264	2,990,401	2,388,434
Handkerchiefs,	"	130,927	23,285,861	2,008,724	1,995,078	747,706
Laces, white and cream-coloured,	"	310,063	171,117	547,213	566,512	1,124,653
Raw cotton or cotton wool	Free, Lbs.	642,691	804,824	750,200	911,746	1,124,653
Sheets, bed quilts, pillow cases and damask in the piece, including uncoloured table cloths or napkins	Do.	45,741	8,501	7,803	2,387	957,203
Tape, dyed or coloured	"	238,953	409,752	530,039	692,771	10,204
Tape, not dyed or coloured	"	4,039	7,138	8,754	5,269	21,119
Thread, sewing, in bales	" Lbs.	11,501	24,638	22,711	23,092	143,018
" " on spools	"	384,789	860,993	286,617	174,917	279,369
Towels,	"	157,619	268,824	277,145	279,684	434,910
Yarn, knitting, hosiery yarn or other cotton yarn, dyed or not, N.O.P.	Do. Lbs.	123,696	198,706	262,694	303,654	106,244
Yarn, No. 40 and finer	Free, "	25,212	84,426	80,317	73,990	996,918
Yarn, polished or glazed, when imported by manufacturers of shoe laces	"	239,315	454,549	732,481	845,756	450,428
(Other cotton, &c.	(Do.	93,553	162,169	256,227	307,449	1,025
(Do.	(Do.	93,553	162,169	256,227	307,449	1,025
Total cotton and mfrs. of	(Do.	7,997,499	12,658,802	13,710,676	13,628,945	16,736,255
(Do.	(Do.	288,203	514,927	788,346	899,585	1,071,402
Crapes, black mourning	Do.	7,009	16,105	15,724	10,585	10,274
Crucibles, clay, sand or plumbago	Free,	7,518	7,208	14,383	11,615	18,996
Curling stones	(Do.	1,115	16,432	19,261	25,016	31,029
(Free, No.	(Do.	8,707	3,362	3,057	6,849	6,849

SESSIONAL PAPER No. 10a

Cream of tartar, in crystals.....	Free. Lbs.	182,178	26,531	268,859	28,871	150,132	21,360	133,142	22,387	131,069	21,518
Cyanide of potassium, compound of sodium, cyanogen or compound of bromine and potassium for reducing metals in mining operations.....	" "	111,651	17,984	98,945	15,798	317,489	52,335	330,721	50,000	601,133	88,517
Dyeing or tanning articles in a crude state used in dyeing or tanning, N.O.P.....	Dut.	316,217	3,530	221,351	8,636	352,548	6,892	357,603	10,833	744,336	20,094
(Relative and inglass.....	" "	98,236	24,657	127,859	25,777	125,194	33,099	237,841	54,177	312,580	70,061
Glycerine, crude for the manufacture of refined glycerine.....	Free.							587,309	74,260	636,610	77,355
Glycerine for the manufacture of explosives.....	Dut.	3,100,183	339,929	2,848,251	343,402	2,095,417	300,919	2,200,153	423,172	2,730,582	438,553
(Glycerine, N.O.P.....	" "	875,766	107,260	900,821	124,320	680,548	100,178	110,814	32,097	13,705	2,718
Guns.....	" "	23,802	22,484	12,919	13,635	17,314	18,321	14,175	11,059	16,730	21,217
Iodine, crude.....	" "	99,636	13,861	108,887	10,816	79,656	16,101	66,000	8,481	199,842	21,052
Liquid preparations, non-alcoholic for disinfecting, dipping or spraying, N.O.P.....	Dut.	12,442	25,544	11,759	22,763	9,042	13,822	9,857	15,569	18,420	22,864
Liquorice, in paste, rolls or sticks, not sweetened, N.O.P.....	" "										
Logwood, fustic, oak, and oak bark and quebracho, extract of.....	Free.	2,651,856	65,800	3,262,899	80,107	1,720,531	66,520	1,132,681	31,461	906,514	28,479
Manganese, oxide of.....	" "	12,370	280	86,096	1,163	310,452	2,683	507,800	4,399	521,045	6,050
Medicinal, chemical and pharmaceutical preparations, including proprietary preparations (dry).....	Dut.		139,461		188,492		272,848		353,657		396,016
Medicinal, chemical and pharmaceutical preparations, including proprietary preparations (all other).....	" Ozs.		12,747		23,051		21,613		28,900		48,754
Morphine.....	Free. Lbs.	50	84	1,585	2,885	970	1,470	440	1,142	2,030	5,340
Potash, bichromate of, crude.....	" "	214,522	14,635	426,506	30,520	262,353	18,755	265,080	17,843	290,447	19,829
Potash, chlorate of, not further prepared than ground.....	" "	39,912	2,946	24,304	1,742	81,602	5,567	60,255	4,623	271,040	19,839
Potash, nitrate and sulphate of.....	" "	221,824	4,545	459,753	8,652	125,248	5,829	551,385	5,326	36,926	1,692
Potash, nitrate of, or saltpetre.....	" "	638,736	29,382	374,251	17,306	324,469	13,746	317,284	14,626	77,564	3,922
Potash, red and yellow prussiate of.....	" "	27,188	2,962	45,011	3,911	11,064	1,018	29,340	1,967	35,355	4,322
Quicksilver.....	" "	11,410	5,805	14,246	7,229	16,348	8,785	56,585	28,848	76,946	41,844
Quinine, salts of.....	" Ozs.	35,398	4,921	45,715	7,148	30,732	5,724	95,892	11,416	36,396	7,822
Radium.....	" Lbs.	306,074	14,646	517,905	21,411	629,188	28,202	569,597	26,557	711,790	33,088
Salt ammoniac.....	Dut.	285,742	1,026	227,120	817	500,318	2,312	315,209	2,176	435,958	1,944
Soda.....	" "										
Bicarbonate of.....	Free.	2,841,968	32,049	4,311,337	40,431	4,401,792	42,287	4,289,305	41,178	4,352,306	45,086
Bichromate of.....	" "	213,813	11,889	563,209	21,858	375,282	22,356	289,679	14,050	329,764	19,170
Caustic, in packages less than 5 lbs. each.....	Dut.	20,588	1,188	53,227	3,347	13,090	375	44,207	2,491	37,553	2,286

4 GEORGE V., A. 1914

TRADE OF CANADA WITH UNITED KINGDOM—Continued.

PRINCIPAL ARTICLES IMPORTED THEREFROM—Continued.

ARTICLES.	1909.		1910.		1911.		1912.		1913.	
	Quantity.	Value.	Quantity.	Value.	Quantity.	Value.	Quantity.	Value.	Quantity.	Value.
Drugs, dyes, chemicals, &c.:—Con.										
Soda :— <i>Con.</i>										
Caustic, in packages not less than 2½ lbs. each.....	7,368,959	139,525	9,011,551	171,122	9,863,073	177,919	9,125,248	162,805	7,528,433	137,200
Nitrate of, or cubic nitre.....	153,065	3,698	218,864	5,117	346,320	7,633	289,208	7,293	487,470	24,906
Prussiate and sulphite of.....	54, 98	2,464	32,153	1,258	48,727	2,270	39,440	2,666	185,292	6,921
Sal.....	4,230,078	24,495	4,316,694	22,550	4,406,381	26,783	5,165,340	29,363	4,598,944	28,708
Silicate of, in crystal or in solution.....	957,783	7,512	1,724,056	13,835	1,519,828	11,006	1,771,403	13,734	1,520,099	12,390
Soda ash or barilla.....	17,686,755	138,811	24,590,585	188,689	25,457,145	190,752	30,317,496	227,742	37,712,297	271,849
Sulphate of, crude, known as salt cake.....	103,059	621	39,196	238	10,361,110	56,964	9,486,818	59,542	9,712,985	43,601
Spirits and strong waters of any kind, mixed with any ingredient or ingredients, and being known or designated as anodynes, elixirs, essences, extracts, lotions, tinctures or medicines, or other- eal and spirituous fruit essences, N.O.P.....	1,274	6,233	1,003	9,537	1,304	12,397	1,025	10,748	1,171	10,304
Sulphate of copper (blue vitriol); Sulphuric ether, chloroform, and solutions of peroxide of hydro- gen.....	1,511,728	61,324	920,375	35,523	639,021	24,423	1,139,224	47,286	1,272,507	62,746
Surgical dressings, antiseptic, such as absorbent cotton, cotton wool, lint, lamb's wool, tow, jute, gauzes and oakum, pre- pared for use as surgical dress- ings, plain or medicated.....	8,235	6,793	13,928	5,772	12,764	5,573	9,875	5,362	17,539	6,853
Tartaric acid crystals.....	21,036	26,931	14,471	42,300	41,829	50,216	76,901	58,989	55,251
Terra japonica, gambier or cutch.	319,523	4,509	129,347	2,960	136,650	5,231	119,927	19,580	47,066	11,443
Yaseline and all similar prepara- tions of petroleum.....	9,742	15,208	9,096	5,817	110,908	6,082
.....	195	2,468	1,179	1,841

Fertilizers	Dut	Free	3,913 47,386	8,092 54,210	22,196 15,620	32,045 23,216	59,311 57,078
Fisheries, articles for use of— Bait, cod, pollock and mackerel fish lines; and mackerel, her- ring, salmon, seal, seine, mullet, net and trawl twine in barks or coils, barbed or not, in variety of sizes and threads, in- cluding gilling thread in balls, and head ropes for fishing nets, manilla rope not exceeding 1½ inches in circumference for holding trawls in the lobster fishery; barbed marine, and net morsels of cotton, hemp or flax, and fishing nets or seines, when used exclusively for the fisheries, and not including lines or nets commonly used for sportsman's purposes.	Free		394,709	391,749	488,114	462,325	660,099
Fish hooks for deep sea or lake fishing, not smaller in size than No. 2-0, not including hooks commonly used for sportsman's purposes.	"		26,688	18,304	16,029	20,418	20,627
Trawls, trawling spoons, flyhooks, sinkers, swivels and sportsman's fishing bait, and fish hooks, N.O.P.	Dut.		19,332	22,650	28,602	22,987	32,734
Total fisheries, articles for.	{ Dut. Free.		19,332 420,797	22,650 410,103	28,602 504,143	22,987 482,743	32,734 680,726
Fish— Anchovies and sardines. Herrings, pickled or salted. Mackerel, fresh. " " " " " " " " " " prepared or preserved. Other fish.	Dut " " " " " " " " " " " " Free.	500,901 144 11 500 31,956 5,503	70,891 17,727 11 548,036 1,792 500	71,190 21,149 145 41 52,386 4,956 9	75,192 29,318 2,989 35,810 81,910 7,102	82,502 32,257 16,052 9,391 96,931 39,810	78,415 44,572 859 5,173 104,673 24,125
Total fish.	{ Dut. Free.		123,091	149,867 9	232,821	276,988	257,817

4 GEORGE V., A. 1914

TRADE OF CANADA WITH UNITED KINGDOM—Continued.

PRINCIPAL ARTICLES IMPORTED THEREFROM—Continued.

ARTICLES.	1909.		1910.		1911.		1912.		1913.	
	Quantity.	Value.	Quantity.	Value.	Quantity.	Value.	Quantity.	Value.	Quantity.	Value.
Flax, hemp and jute, and mfrs. of:—										
Bags or sacks of hemp, linen or jute.....		107,170		244,691		188,362		178,489		147,197
Carpeting, rugs, matting and mats.		39,661		38,863		42,690		50,541		53,222
Clothing:—										
Houses and shirtwaists.....		273		121		65		224		13
Shirts.....	172	4,717	211	1,825	269	2,212	177	1,515	274	2,152
Other clothing, N.O.P.....		6,450		11,617		6,486		5,386		8,128
Danask of linen, uncoloured, in the piece, stair linen, diaper, doylies, tray cloths, uncoloured table cloths or napkins of linen, quilts, counterpanes, pillow cases of linen and sheets.										
Embroideries and lace of linen, white and cream-coloured....		498,684		725,456		801,653		899,119		1,042,156
Fabrics:—										
Brown or bleached.....		1,661		2,399		2,492		4,681		2,746
Brown or bleached.....		146,140		188,954		130,332		121,304		108,585
Canvas for ships' sails.....		7,626		9,346		7,940		16,034		14,144
Jute canvas, uncoloured.....		72,068		266,363		198,455		358,590		798,049
Jute cloth, as taken from the loom, not coloured, cropped, mangled, pressed, calendered, nor finished in any way.....										
Jute cloth, uncoloured, not otherwise finished than bleached or calendered.....										
Printed, dyed or coloured, N.O.P.....										
Tailors' holland of linen and towelling in the web.....										
Unbleached, N.O.P.....										
Fibrilla, flax fibre and flax tow.....										
Handkerchiefs.....										
Hemp, dressed or undressed.....										
	17,401	837,508	14,216,453	607,462	12,230,793	601,763	11,806,917	759,332	12,769,970	762,704
	5,075,873	196,580	7,927,162	307,692	5,358,255	186,191	2,876,171	151,369	193,745	15,129
	333,050	33,383	578,791	55,863	419,502	41,287	317,062	31,859	321,881	40,365
	2,135,501	142,714	3,041,671	208,630	2,645,869	189,088	2,507,305	179,960	2,942,239	228,469
	2,779,998	228,049	4,135,758	328,339	3,025,316	273,806	3,313,224	267,689	4,661,587	431,908
	68	366	550	4,451	760	4,251	429	3,009	2,518	24,003
		152,848		196,713		207,032		228,087		271,435
		110,312	16,708	98,856	25,617	139,396	28,547	156,990	18,325	112,389

4 GEORGE V., A. 1914

TRADE OF CANADA WITH UNITED KINGDOM—Continued.
 PRINCIPAL ARTICLES IMPORTED THEREFROM—Continued.

ARTICLES.	1909.		1910.		1911.		1912.		1913.	
	Quantity.	Value.	Quantity.	Value.	Quantity.	Value.	Quantity.	Value.	Quantity.	Value.
Fruits and nuts :— <i>Con.</i>										
Green fruits :— <i>Con.</i>										
Other green fruits, N.O.P.		% 619		% 13 816		% 60 132		% 1,613 335		% 1,750
Total green fruits		78,991 147,085		104,696 168,036		79,680 156,747		108,336 111,162		80,224 107,120
Preserved fruits :—										
Fruits in air-tight cans or other air-tight packages	924,122	39,561	932,919	36,024	1,101,194	59,636	1,893,227	118,148	2,622,659	167,345
Jellies, jams and preserves, N.O. P., and condensed mince meat	2,249,784	164,669 5,015	3,075,466	221,281 5,068 275	3,725,332	284,768 5,163 475	5,768,228	485,197 4,169 117	8,636,279	770,682 9,018
Other preserved fruits, N.O.P. (Free										
Total preserved fruits		209,245		262,373 275		349,587 475		607,514 117		947,045
Total fruits and nuts		397,126 147,085		464,963 168,311		542,189 157,222		911,708 111,279		1,172,744 107,120
Furs and manufactures of :—										
Astrachan or Russian bare skins and China goat skins, plates or rugs, wholly or partially dressed but not dyed	Free	8,401		30,905		29,235		24,804		64,588
Fur skins, wholly or partially dressed, N.O.P.	Dut.	188,620		357,700		333,971		290,504		405,118
Fur skins of all kinds, not dressed in any manner, N.O.P.	Free	136,346		259,669		183,944		202,314		379,194
Hats, caps, muffs, tippets, capes, coats, and cloaks of fur and other manufactures of fur, N. O.P.	Dut.	224,507		271,566		414,677		298,815		445,562

SESSIONAL PAPER No. 10a

[illegible]

4 GEORGE V., A. 1914

TRADE OF CANADA WITH UNITED KINGDOM—Continued.

PRINCIPAL ARTICLES IMPORTED THEREFROM—Continued.

ARTICLES.	1909.		1910.		1911.		1912.		1913.	
	Quantity.	Value.	Quantity.	Value.	Quantity.	Value.	Quantity.	Value.	Quantity.	Value.
(Glue, glue stock and mucilage :—										
Glue liquid.....	Dut.	7,723	4,310	7,353	7,496	25,290
Glue powdered or sheet.....	" Lbs.	61,453	1,312,616	90,598	1,215,394	109,199	1,539,285	129,202	1,539,285	4,429
Mucilage and adhesive paste.....	3,788	2,808	4,923	5,178
Total glue, &c.....	72,964	97,716	104,372	121,873	158,921
(Grasses, fibres and mfrs. of :—										
Fibre, kartavert, indurated fibre, vulcanized fibre and like material, and manufactures of, N.O.P.....	Dut.	723	135	695	1,299	1,815
Fibre, Mexican, isle or tampico....	Free. Cwt.	5,467	4,898	3,420	306	3,272	100	1,412
Fibre, vegetable, N.O.P.....	" " " " " "	4,385	796	1,514	1,769	12,194	1,822	15,346
Manilla grass.....	" " " " " "	131,810	25,724	147,369	13,401	73,358	14,606	94,093
Other grasses.....	{ Dut.	524	269	145	775	1,578
	{ Free.	104	248	69	255	16
Total grasses, fibres, &c.....	{ Dut.	1,247	404	849	2,074	3,383
	{ Free.	141,766	169,279	122,343	89,079	110,777
(Grease	{ Dut. Lbs.	33,686	803	385	14,437	921	49,971	2,375
	{ Free. " " " "	165,966	10,731	481,352	420,791	14,483	508,549	15,643
(Gunpowder and other explosives :—										
Blasting and mining powder.	Dut. Lbs.	561,250	608,500	553,487	500,700	52,114	536,200	58,704
Fireworks, firecrackers and torpedoes, all kinds.....	" " " " " "	7,148	4,039	7,475	8,632
Fuses, non-metallic.....	" " " " " "	155,163	78,999	92,363	116,849	103,259
Giant powder, nitro, nitro-glycerine and other explosives, N.O.P.....	" " " " " "	80,453	230,194	40,615	806,397	93,881	81,507	32,452
Gun, rifle, sporting and cammiser powder.....	" " " " " "	39,691	14,018	26,579	33,300	17,127	52,833	27,198
Gun, rifle and pistol cartridges or other ammunition, N.O.P.....	" " " " " "	320,940	303,833	837,684	279,229

SESSIONAL PAPER No. 10a

Gun wads, percussion caps, primers and cartridge cases.....	Dut.	2,565	5,508	1,710	16,505
Gun or pistol covers, cases, game bags, loading tools and cartridge belts of any material.....	"	1,328	1,997	29,477	1,714
Total gunpowder, &c.	"	648,489	872,975	1,155,817	527,773
Gutta percha, India-rubber and mfs. of:—								
Belting.....	Dut.	1,825	31,974	39,000	16,998
Boots and shoes.....	"	561	31,345	7,678	8,681
Clothing and clothing made waterproof with India-rubber.....	"	86,454	407,306	645,930	1,556,966
Hose, including cotton or linen, lined with rubber.....	"	907	2,491	4,782	7,528
Packing, mats and matting.....	"	2,507	10,554	3,389	8,705
Rubber and gutta percha, crude caoutchouc or India-rubber unmanufactured.....	Free. Lbs. 44,214	34,707	207,580	172,266	223,725	244,885	369,797	346,263
Rubber, recovered, and rubber substitute and hard rubber in sheets	" " 24,640	7,597	412,928	55,600	5,282	663	79,226	9,246
Tires of rubber for vehicles of all kinds.....	Dut.	10,732	112,893	294,952	117,619
Other gutta percha, &c.	" " Free	80,588	161,767	155,945	217,540
		1,694	1,178	3,213	14,977
Total gutta percha, &c.	{ Dut.	183,574	738,330	1,081,626	1,934,037
	{ Free	43,998	229,044	248,761	370,486
Hair and manufactures of.....	{ Dut.	69,346	133,494	99,488	83,449
	{ Free	32,639	57,508	46,533	51,613
Hats, caps and bonnets:—								
Beaver, silk or felt.....	Dut.	818,547	1,209,276	1,034,054	1,477,342
Braids or plaits of clip, palm leaf, manilla, willow, osier, rattan, straw, Tuscan or grass, suitable for making or ornamenting hats.	Free	56,511	60,962	86,060	147,475
Buckram, adapted for the manufacture of hat and bonnet shapes and hat sweats; hatters' tips and sides when cut to shape, and cashmere when cut to shape for under brims and hat covers, for the manufacture of hats.....	"	15,862	25,616	36,181	16,720
	"	29,813	40,556	39,410	59,732

4 GEORGE V., A. 1914

TRADE OF CANADA WITH UNITED KINGDOM—Continued.
 PRINCIPAL ARTICLES IMPORTED THEREFROM—Continued.

ARTICLES.	1909.		1910.		1911.		1912.		1913.	
	Quantity.	Value.	Quantity.	Value.	Quantity.	Value.	Quantity.	Value.	Quantity.	Value.
Hats, caps and bonnets :— <i>Con.</i>		\$		\$		\$		\$		\$
Hat, cap and bonnet shapes, and hat and bonnet crowns.....		26,571		94,342		76,744		48,309		79,380
Hatters' furs, not on the skin.....		8,911		20,918		23,101		30,840		10,022
Hatters' plush of silk or cotton....		1,032		1,271		1,516		1,801		8,582
Hoods, unfinished, composed of 'leghorn,' 'manilla,' palm leaf, grass, willow or elup, not bleached or blocked		438		728		2,309		735		526
Straw, grass, chip or other material, N. O. P.....		411,834		663,088		878,703		1,056,744		1,495,373
Total hats, &c.....		1,256,949 103,507		1,656,233 166,292		2,104,723 154,060		2,133,107 189,027		3,052,095 243,057
Hemp paper, made on four-cylinder machines and calendered to between .006 and .008 thickness adapted for the manufacture of shot shell; and felt board sized and hydraulic pressed and covered with paper or uncovered adapted for the manufacture of gun wads.		5,902		13,890		5,538		11,331		17,029
Hides and skins other than fur....		1,082,046		1,848,242		853,894		871,893		1,316,796
Hops.....		35,516		50,736		49,781		89,239		27,739
Ink, writing and printing		234,302		196,729		158,810		218,986		39,919
Iron sand or globules or iron shot and dry putty adapted for polishing glass or granite or for sawing stone.....		32,681		39,120		36,721		40,052		
Ivory and manufactures of		1,946		1,231		3,689		3,143		5,813
Jewellery.....		41,031		61,570		37,225		43,462		206
Junck, old, and oakum.....		181,914		234,551		333,588		397,983		543,828
		25,674		24,928		23,138		23,790		23,249

SESSIONAL PAPER No. 10a

Knitted goods of every description, N. O. P.	578	1,029	10,325	23,127	85,855
Laces, boot, shoe, shirt and stay... ..	84,052	96,906	43,018	87,455	110,907
Leather and manufactures of:—					
Belting leather of all kinds.....					
Calf, kid or goat, lamb and sheep	326,711	184,500	175,789	163,687	252,286
skins, dressed, waxed or glazed					
Calf, kid or goat, lamb and sheep	31,510	88,284	151,475	157,372	182,486
skins, tanned.....	9,965	2,065	7,857	74,513	16,710
(Glove leathers, tanned or dressed, coloured or uncoloured, for the manufacture of gloves.....)	5,926	18,552	27,637	19,179	16,628
Harness leather.....	58,245	32,479	14,928	2,064	15,413
Japaned, patent or enamelled leather and Morocco leather and leather in imitation of Morocco leather.....	1,587	5,964	8,331	2,717	4,753
Skins for Morocco leather, tanned but not further manufactured... ..	1,008	9,766	6,706	3,105	13,787
Sole leather.....	135,243	67,516	100,723	69,920	83,607
Upper leather, including dogzola, cordovan, kangaroo, alligator and all leather, dressed, waxed or glazed, or further finished than tanned, N. O. P., and chamois skins.....	23,999	60,472	56,067	61,344	91,422
Other unmanufactured leather.....					
Belting.....	75,548	198,336	141,602	84,273	446,378
Boots and shoes.....	6,951	19,499	23,368	21,604	49,505
Harness and saddlery, including horse boots.....	131,326	182,485	316,891	387,720	542,848
Other manufactures of leather....	28,037	38,080	68,285	53,521	77,217
.....	43,926	57,178	69,750	61,201	78,037
Total leather and mfrs. of	526,799	964,776	1,169,362	1,164,320	1,873,197
Tame juice.....					
(Dut., Galls.					
Price, "	19,010	21,132	27,317	41,457	57,525
Machine card clothing.....	134	566	434	2,331	549
Magic lanterns and slides therefor..	10,150	14,433	14,668	17,640	26,203
Marble and manufactures of.....	4,718	25,369	26,276	64,610	50,052
.....	2,505	4,077	7,366	10,744	15,222
Metals and minerals and mfrs. of:—					
Brass and manufactures of:—					
Bars and rods, in coils or other- wise, not less than 6 ft. in length.....	3,922	903	1,176	1,315	1,904

4 GEORGE V., A. 1914

TRADE OF CANADA WITH UNITED KINGDOM—Continued.
 PRINCIPAL ARTICLES IMPORTED THEREFROM—Continued

ARTICLES.	1909.		1910.		1911.		1912.		1913.	
	Quantity.	Value.	Quantity.	Value.	Quantity.	Value.	Quantity.	Value.	Quantity.	Value.
Metals and minerals and mfrs. of :—		\$		\$		\$		\$		\$
Brass and mfrs. of :—										
Bars or rods, not less than 6 ft. in length, and brass in strips, sheets or plates, not polished, &c., for use in Canadian manufactures.....	1,725	22,958	1,812	25,304	1,912	26,969	759	11,486	1,183	20,795
Blocks, ingots or pigs.....	3	39	21	376	68	1,213			1,102	2,172
Cups, being rough blanks, for the manufacture of paper shells or cartridges.....										
Glove fasteners of metal, shoe eyelets, corset eyelets, shoe eyelet hooks, shoe lace wire fasteners.....		23,651		31,794		66,990		39,382		42,736
Nails, tacks, rivets and burrs or washers.....		10,900		13,784		12,555		10,893		13,017
Old and scrap.....		276		514		578		542		2,289
Pumps.....		82		3,558		436	21	208	502	7,266
Strips, sheets or plates, not polished, polished or coated Tubing, not polished, bent or otherwise manufactured, in lengths not less than 6 feet..		13,267		474		64		758		2,236
Wire cloth or woven wire of brass, N.O.F.....		59,436		769		2,154		2,074		3,985
Wire, plain.....	326,258	59,436	483,058	82,251	739,619	113,580	606,556	96,016	479,186	94,794
Other brass, &c.....		43,888		38,350		42,935		40,822		33,140
	49,396	8,091	44,909	5,876	34,145	4,589	43,632	6,591	35,671	6,687
		74,753		130,006		173,220		201,550		253,185
Total brass and mfrs. of.....	144,279	176,892		176,892		224,716		253,652		303,446
Free.....	116,984	157,167		157,167		221,307		157,985		180,770

SESSIONAL PAPER No. 10a

Copper and mfrs. of :— Bars and rods, in coils or otherwise, in lengths not less than 6 feet, unmanufactured.....	Free, Cwt.	164	2,412	65	1,142	17,427	240,411	390	5,347	7,077	107,143
	" 41, "	22	389	6	126	500	7,313
Blocks, pigs or ingots.....	"	449	7,373	848	14,668	798	13,031	94	1,386	1,037	21,287
Strips, sheets or plates, not planished or coated, &c.....	"
Tubing in lengths of not less than 6 feet, and not polished, bent or otherwise manufactured.....	Lbs.	151,334	29,942	282,257	55,498	224,251	41,385	277,962	51,329	231,229	50,777
Other copper, &c.....	(Dut.)	11,159	36,845	17,354	31,616	38,855
	(Free.)	275	23,116	16,260	3,197	3,154
Total copper and mfrs. of :—	(Dut.)	11,159	36,845	17,354	31,616	38,855
	(Free.)	40,002	94,813	311,213	61,259	189,074
Gold and silver, mfrs. of :— Electro-plated ware and gilt ware, N.O.P.....	Dut.	92,351	132,385	220,872	291,637	351,706
	"	3,330	5,507	6,856	7,377	12,828
Gold, silver and aluminium leaf, Dutch or schlag metal leaf, Sterling or other silverware, N.O.P.....	"	56,534	94,328	109,934	144,536	208,610
Manufactures of gold and silver, N.O.P.....	"	1,899	3,317	15,399	22,624	64,853
Total gold and silver and mfrs. of.....	"	154,174	235,737	353,261	465,594	637,997
Iron and steel and mfrs. of :— Agricultural implements.....	Dut.	26,461	43,961	53,159	58,198	79,893
	Free, Cwt.	3,972	13,355	3,476	11,419	3,792	13,290	2,487	7,375	4,380	15,906
Anchors for vessels,.....	"
Angles, beams, channels and other rolled shapes of iron or steel, not punched, drilled, or further manufactured than rolled, weighing not less than 35 lbs. per lineal yard, not being square, flat, oval or round shapes, and not being railway bars or rails.....	Dut.	207,016	237,972	501,123	548,706	687,737	797,353	353,793	412,218	174,091	237,795
Angles, beams, channels, girders, tees and other rolled shapes or sections, not punched, drilled or further manufactured than rolled, N.O.P.....	"
Anvils and vises.....	"	76,417	96,968	123,293	145,341	248,240	307,041	173,211	207,242	78,594	108,275
	"	23,390	38,214	62,378	41,834	60,294

SESSIONAL PAPER No. 10a

Cream separators, Materials which enter into the construction and form part of, when imported to be used in the manufacture thereof, and articles of metal for use in the manufacture of cream separator parts.....	Free.....	1,340.....	10,769.....	38,424.....	9,951.....	1,604.....
Cutlery, Knives and forks of steel, plat- ed or not, N. O. P.....	Dut.....	131,349.....	156,328.....	211,591.....	169,429.....	230,156.....
Pen-knives, jack-knives and pocket-knives of all kinds ..	".....	67,905.....	67,542.....	74,465.....	56,439.....	87,835.....
Other cutlery, N. O. P.....	".....	146,439.....	214,186.....	308,312.....	384,474.....	360,533.....
Engines, &c.,—(See also under Machinery.)						
Boilers, steam.....	Dut. No.	21,764.....	116,153.....	52,168.....	74,158.....	58,716.....
Boilers, N. O. P.....	"	9,367.....	15,961.....	12,793.....	78,801.....	74,635.....
Gasoline engines.....	"	16,570.....	52,020.....	190,190.....	127,985.....	83,612.....
Locomotives for railways.....	"	5,847.....	32,548.....	2,317.....	7,866.....	2,324.....
Steam engines.....	"	38,238.....	29,525.....	42,835.....	46,751.....	117,004.....
Steam engines, spiegel-eisen, and ferro-manganese.....	"	14,289.....	339,838.....	430,921.....	422,103.....	520,070.....
Forgings of iron or steel, of whatever shape or size, or in whatever stage of manufac- ture, N. O. P., and steel shaft- ing, turned, compressed or polished, and hammered, drawn or cold rolled iron or steel bars or shapes, N. O. P.....	Tons	380,626.....	15,501.....	17,285.....	18,245.....	
Guns, rifles, including air guns and air rifles (not being toys), muskets, cannons, pistols, re- volvers or other fire-arms.....	Lbs.	5,995.....	4,662.....	10,334.....	5,542.....	13,222.....
Hardware, viz :— Builders', cab- inet makers', upholsterers', &c.....	"	142,485.....	52,767.....	174,637.....	238,045.....	125,233.....
Hoop, band, scroll or strip of iron or steel.....	"	28,171.....	54,396.....	73,766.....	78,522.....	112,983.....
Iron or steel ingots, cogged in- gots, blooms, slabs, billets, puddled bars and loops or other forms, N. O. P., less fin- ished than iron or steel bars, but more advanced than pig iron, except castings.....	Cwt. " (Free)	9,173..... 11,775.....	16,753..... 23,881.....	28,323..... 41,143.....	29,750..... 41,517.....	25,442..... 12,947.....
Locks of all kinds.....	Dut. "	60,059..... 5,990.....	85,330..... 7,177.....	71,921..... 16,217.....	10,390..... 23,265.....	57,131..... 21,819.....

4 GEORGE V., A. 1914

TRADE OF CANADA WITH UNITED KINGDOM—Continued.

PRINCIPAL ARTICLES IMPORTED THEREFROM—Continued.

ARTICLES.	1909.		1910.		1911.		1912.		1913.	
	Quantity.	Value.	Quantity.	Value.	Quantity.	Value.	Quantity.	Value.	Quantity.	Value.
Metals and minerals and mfrs. of :— <i>Con.</i> Iron and steel and mfrs. of :— <i>Con.</i> Machinery,— Beet root sugar factories,— Machinery and structural iron for Carding, spinning, weaving or braiding machinery, machin- ery for knitting fibrous ma- terial, of a class or kind not made in Canada Cordage twine or linen manu- facturing machinery, or ma- chinery for the preparation of flax fibre, of a class or kind not made in Canada. Cranes and derricks. Engines, portable, with boilers in combination, and traction engines, for farm purposes. . Mining, smelting and reducing machinery, for use exclusivel- y in mining or metallurgical operations, N. O. P. Ore crushers and rock crush- ers, stamp mills, cornish and belted rolls, rock drills, air compressors and percussion coal cutters. Presses, lithographic, and type- making accessories therefor. Printing presses, newspaper, of not less value by retail than \$1,500 each, of a class or kind not made in Canada. .		\$		\$		\$		\$		\$
Free				211		7,948		5,293		784
Dut.		531,152		281,588		270,925		216,942		387,572
Free		3,937		4,698		18,055		13,170		7,917
Dut. No.				*		*		*	11	32,928
" " 2		2,943	6	17,329	33	62,513	26	42,908	31	56,739
Free		100,719		114,076		76,459		70,956		247,466
Dut.		31,481		7,649		58,077		35,664		37,453
"		15,311		997		3,280		250		3,082
Free No.	2	3,896		992	1	1,896	2	8,607		

SESSIONAL PAPER No. 10a

Printing presses, N.O.P.	Dut.	12,121	12,457	21,954	26,037	53,968
Ruling, folding, binding, embossing, creasing or cutting machinery, when for use exclusively by printers, bookbinders and by manufacturers of articles made from paper or cardboard, including parts thereof, composed wholly or in part of iron, steel, brass or wood.	" No.	1,680	8,183	12,639	12,818	23,248
Sewing machines	"	15,450	17,431	23,919	17,990	27,729
" " parts of	"	691	20,267	19,532	11,900	12,042
Well drilling and apparatus of a class or kind not made in Canada for drilling for water, natural gas or oil and for prospecting for minerals, not including motive power.	Free { Dut.	522,115	771	1,909	1,717,384	2,017,687
Other machinery	{ Free	26,471	908	1,205,989	249	10,313
Total machinery	{ Dut.	1,132,944	906,071	1,738,528	2,081,893	2,651,548
	{ Free	135,023	121,656	106,381	98,275	206,480
Nails and spikes,—composition and sheathing, cut (ordinary builders) and wire of all kinds, N.O.P.	Dut.	3,646	2,262	2,508	1,164	3,055
Needles of any material or kind, N.O.P.	"	40,682	58,084	61,118	58,246	72,618
Nuts, washers, rivets and bolts, with or without threads, nut, bolt and hinge blanks, and T and strap hinges of all kinds, N.O.P.	" Cwt.	10,843	11,677	17,794	22,276	18,785
Pig iron	" Tons	369,664	1,282,035	1,527,143	978,467	826,098
Pig iron (charcoal)	" "	385	3,163	1,527,143	54,861	
Pipe, cast iron	" Cwt.	333,773	271,632	497,049	396,800	768,211
Pipes, fittings for	" Lbs.	7,590	16,661	27,449	19,423	20,869
Plates, boiler, not less than 30 inches in width and not less than $\frac{1}{4}$ inch in thickness, for the manufacture of boilers. ...	Free, Cwt.	42,108	30,147	30,788	11,249	10,129
Plates, rolled, not less than 30 inches in width and not less than $\frac{1}{4}$ inch in thickness, N. O.P.	Dut. "	146,308	236,354	163,247	83,305	16,420
	" " 115,983		124,327		9,746	

* Included with "Ore crushers, &c." prior to 1913.

4 GEORGE V., A. 1914

TRADE OF CANADA WITH UNITED KINGDOM—Continued.

PRINCIPAL ARTICLES IMPORTED THEREFROM—Continued.

ARTICLES.	1909.		1910.		1911.		1912.		1913.	
	Quantity.	Value.	Quantity.	Value.	Quantity.	Value.	Quantity.	Value.	Quantity.	Value.
Metals and minerals and mfrs. of:— <i>Con.</i>		\$		\$		\$		\$		\$
Plates or steel and mfrs. of:— <i>Con.</i>										
Plates or sheets, sheared or un-										
sheared, and skelp iron or										
steel, sheared or rolled in										
grooves, &c.	41,559	59,946	46,801	65,204	56,849	88,468	38,166	58,083	22,042	37,454
Plate steel, universal mill or										
rolled edge bridge plates over										
12 inches wide, imported by	9,776	14,017	56,399	55,087	72,759	87,150	31,794	37,125	6,001	7,963
manufacturers of bridges										
Rails for railways and tram-										
ways	11,588	315,506	11,743	291,586	3,024	72,216	1,296	29,217	689	16,365
Railway fish-plates	664	16,372	735	24,797	92	4,462	53	2,270	22	599
Railway spikes	329	678	470	941	3,373	6,691	521	1,694	269	570
Railway switches, frogs, cross-										
ings and intersections	2,096	9,336	6,376	30,339	10,105	43,546	4,413	32,558	7,389	33,240
Scrap wrought, being waste or										
refuse, including punchings,										
cuttings and chippings of iron										
or steel plates or sheets, hav-										
ing been in actual use; crop-										
ends of tin plate bars, blooms										
and rails, the same not having										
been in actual use	47,019	26,086	100,723	62,646	87,425	64,723	32,680	25,440	10,781	11,154
Shafting, round, steel, in bars,										
not exceeding $2\frac{1}{2}$ inches in										
diameter	818	1,525	2,332	4,515	6,574	13,060	3,617	7,061	2,332	5,432
Sheets, Canada plates; Russia										
iron;terne plate, and rolled										
sheets of iron or steel coated										
with zinc, spelter or other										
metal, of all widths or thick-										
nesses, N.O.P.	43	296	289,208	595,237	59	220	190,865	441,163	106	339
(Dut.	153,565	323,096	262,150	555,321	292	825	86	365	141,388	326,332
(Free.	350	765	222	825	222	825	86	365	40	127
Sheets, flat, galvanized	221,224	697,466	391,076	1,167,496	381,797	1,127,087	486,181	1,389,343	561,899	1,716,963

SESSIONAL PAPER No. 10a

Sheets and strips, rolled, polished or not, No. 14, gauge and thinner, N.O.P.	826 292,219	1,910 617,292	2,014 324,935	6,819 648,641	3,606 363,381	6,748 800,034	2,112 284,919	6,135 587,239	1,796 147,547	7,689 344,346
Ships or vessels—Angles, beams, knees, masts, plates or parts thereof, and cable chain for Skelp, sheared or rolled in grooves, for the manufacture of wrought iron or steel pipe. Steel for saws and straw cutters cut to shape but not further manufactured	46,359 3,439	87,312 4,502	28,116 8,463	48,629 11,009	58,639 21,245	94,818 27,264	46,479 27,902	78,215 35,792	21,596 7,712	45,860 11,275
Steel of No. 12 gauge and thinner, but not thinner than No. 30 gauge, for the manufacture of buckle clasps, bed fasts, furniture castors & ice creepers. Surgical and dental instruments of metal, and surgical needles, surgical operating tables for use in hospitals, X-ray apparatus and parts thereof and microscopes valued at not less than \$ 50 each by retail	2,105 457	14,836 1,121	4,319 491	33,371 778	2,229 1,569	14,612 5,008	2,211 438	19,021 780	1,765	13,406
Tires, locomotive and car-wheel, of steel, in the rough		23,694		33,843		37,373		33,536		49,136
Tools and implements	6,078	20,370 81,149	1,867	6,818 66,362	12,615	40,024 96,688	19,548	71,953 77,420	38,985	134,916 152,095
Tubes for boilers of wrought iron or steel, including flues and corrugated tubes for marine boilers		81,610		82,022		75,529		112,257		121,811
Tubes of rolled steel, seamless, not jointed or welded, not more than 1½ inch in diameter, N.O.P.		1,787		1,746		2,484		6,604		9,157
Tubing, brass covered, not over 2 inches in diameter, in the rough, for the manufacture of towel bars, bath tub rails and clothes carriers										308
Tubing, lacquered or brass covered, not over two inches in diameter, and brass trimmings, for the manufacture of iron or brass bedsteads		23,829		14,049		48,476		31,110		30,855
Tubing, lacquered or brass covered, not over two inches in diameter, brass cased rods and brass trimmings, for the manufacture of carriage rails		2,987		6,736		6,672		1,919		6,678

SESSIONAL PAPER No. 10a

Wire cloth or woven wire and netting of iron or steel.....	Dut. Lbs.	894,481	44,412	765,487	35,796	1,423,525	68,582	814,755	55,759	1,855,061	97,833
Wire rigging for ships and vessels.....	Free, Cwt.	4,529	18,695	6,210	29,189	1,937	12,084	683	3,200	893	5,196
Wire rope, stranded or twisted wire, clothes lines, picture or other twisted wire, and wire cables, N.O.P.....	Dut. Lbs.	2,662,915	184,151	4,319,600	270,775	5,614,192	406,175	6,197,508	410,848	7,098,299	458,365
Wire of all kinds, N.O.P.....	"	521,901	16,302	1,429,376	46,386	1,558,290	52,782	176,076	14,552	639,586	22,556
Wire rods, rolled, round, in the coil, not over $\frac{3}{4}$ -inch in diameter, for making wire in the coil.....	Free, Cwt.	1,766,800	43,620	558,600	13,382	121,300	2,880	4,600	133	2,300	70
Other iron and steel mfrs. of.....	Dut. Lbs.	189,818	217,777	77,206	96,137	135,901	178,808	43,492	54,333	7,812	10,574
Total iron and steel mfrs. of.....	Free, Cwt.	433,580	442,790	53,018	1,036,482	1,020,256
.....	Dut. Lbs.	45,915	80,350	53,018	76,289	141,687
.....	Free, Cwt.	5,447,387	7,292,327	10,527,693	9,864,687	10,385,651
.....	Dut. Lbs.	2,956,394	3,875,616	4,211,195	3,937,774	4,271,473
Lead and mfrs. of:—											
Bars and sheets.....	Dut. Cwt.	12,780	41,252	11,163	35,511	13,821	45,259	26,494	38,400	19,051	93,191
Nitrate and acetate of, not ground.....	Free, Lbs.	251,265	13,203	422,252	21,842	622,019	32,333	566,009	28,426	418,512	25,197
Old, scrap, pig and block.....	Dut. Cwt.	16,747	138,980	112,785	188,835	115,994	331,992	214,435	553,464	228,534	797,024
Pipe.....	"	290,108	7,906	103,854	3,607	455,656	17,051	600,439	16,825	586,737	26,663
Shot and bullets.....	"	10,300	464	3,800	155	9,050	369	13,382	552	334,092	15,651
Tea lead.....	Free "	2,074,291	93,321	2,009,118	113,223	2,192,786	107,764	2,706,192	121,435	2,963,474	163,491
Other lead &c.....	Dut. Lbs.	17,820	72,186	27,611	26,224	35,268
Total lead and mfrs. of.....	Free, Cwt.	206,402	250,297	422,282	615,465	967,800
.....	Dut. Lbs.	106,527	135,005	140,157	159,861	188,688
Tin and mfrs. of:—											
Blocks, pigs and bars.....	Free, Cwt.	19,704	568,318	17,140	507,101	21,246	722,416	22,855	943,231	21,135	983,942
Roil.....	"	5,598	855	3,900	1,706	6,681	2,211	10,157	4,123	12,204	4,584
Plates and sheets.....	"	396,553	1,199,358	551,361	1,639,170	505,586	1,655,934	249,472	896,520	160,921	582,610
Tinware, japanned or not, and all mfrs. of tin, N.O.P.....	Dut. Lbs.	49,437	67,601	92,158	111,421	126,787
Other tin &c.....	Free, Cwt.	810	1,069	1,003	13
Total tin and mfrs. of.....	Dut. Lbs.	49,437	67,601	92,158	111,421	126,787
.....	Free, Cwt.	1,769,341	2,149,046	2,381,564	1,843,887	1,571,136

TRADE OF CANADA WITH UNITED KINGDOM—Continued.
 PRINCIPAL ARTICLES IMPORTED THEREFROM—Continued.

ARTICLES.	1909.		1910.		1911.		1912.		1913.	
	Quantity.	Value.	Quantity.	Value.	Quantity.	Value.	Quantity.	Value.	Quantity.	Value.
Metals and minerals and mfrs. of :— Zinc and mfrs. of :—		\$		\$		\$		\$		\$
Blocks, pigs, bars, rods, sheets	10,482	53,360	10,646	57,055	7,809	45,584	7,074	44,766	6,363	38,563
and plates.....	20,287	90,749	38,018	180,065	8,204	44,452	6,984	38,598	18,823	110,918
Spelter.....		1,114		844		2,913		3,162		2,353
Other zinc, &c.....										
Total zinc and mfrs. of ... { Dut.,		1,114		844		2,913		3,162		2,353
Free.....		144,109		237,120		90,036		83,364		149,481
Miscellaneous metals and minerals and mfrs. of :—										
Aluminum in ingots, blocks, bars, rods, strips, sheet or plates.....	96,468	15,387	379,542	62,028	490,146	91,285	274,596	49,845	926,409	180,650
Aluminum, mfrs. of, N.O.P....		564		1,853		1,792		7,303		9,220
Anodes of nickel, zinc, copper, silver or gold.....				49		75		9,381		831
Asbestos in any form other than crude, and all manufactures of.		17,142		19,179		33,313		42,862		43,907
Babbit metal in blocks, bars, plates and sheets.....		3,900		7,773		5,766		10,504		12,523
Bismuth, metallic, in its natural state.....		4,299	3,461	5,496	2,320	3,683	3,904	7,130	1,122	2,048
Free.....				5,731		5,530		7,661		5,141
Dut.....										
Blanketing and lapping and discs or mills for engraving copper rollers, imported by cotton manufacturers, calico printers, and wall paper manufacturers for use in their own factories only.....		6,057		19,745		10,349		8,210		11,302
Britannia metal, manufactures of, not plated.....		7,463		4,799		6,286		6,570		10,593

SESSIONAL PAPER No. 10a

Buckles and clasps of iron, steel, brass or copper, of all kinds, N.O.P. (not being jewellery).	Dut.	6,664	12,661	20,176	13,766	12,088
Gas, coal oil or other lighting fixtures, including electric light fixtures or parts thereof of metal, lava or other tips, burners, collars, galleries, shades and shade holders.	"	20,643	19,123	24,178	34,002	51,847
Gas mantels and incandescent gas burners.	"	2,778	4,617	3,244	7,380	2,507
Gas meters and finished parts thereof.	"	14,356	12,813	14,603	13,253	26,166
German, Nevada and nickel silver, manufactures of, not plated.	"	12,163	17,601	23,183	16,962	18,469
Ingot moulds, glass moulds of metal.	"			38,236	177,535	132,703
Lamps, side lights and head lights, lanterns, chandeliers.	"	23,590	64,466	109,394	171,174	160,357
Nickel, nickel silver and German silver in bars and rods, and also in strips, sheets or plates.	Free, Lbs.	3,681	1,177	23,152	3,316	5,461
Nickel, nickel silver and German silver, in ingots or blocks, N.O.P.	"					
Nickel plated ware, N.O.P.	Dut.	31,767	12,075	104,853	94,034	8,795
Ores of metals, N.O.P.	Free, Cwt.	57,852	29,334	22,317	13,850	96,244
Phosphor tin and phosphor bronze, in blocks, bars, plates, sheets and wire.	Dut.	800	3,715	3,747	5,750	5,878
Pins, N.O.P.	"	48,247	77,720	97,358	94,247	101,084
Platinum wire and platinum in bars, strips, sheets or plates.	Free.	7,322	5,414	1,255	9,737	22,150
Plumbago, ground and manufactures of, N.O.P.	Dut.	2,011	3,970	4,431	4,578	7,697
Ribs of brass, iron or steel, runners, rings, caps, notches, ferrules, mounts and sticks or canes in the rough, or not further manufactured than cut into lengths for umbrellas, parasols, sunshades or walking sticks.	Free.	39,145	53,189	37,986	28,710	38,918
Type for printing, including chase and quoins and slugs of all kinds.	Dut.	33,980	31,276	29,509	34,462	39,604
Yellow metal, in bars, bolts and for sheathing.	Free, Cwt.	16,532	17,334	15,128	3,133	23,197
		1,241	1,362	1,181	1,401	

4 GEORGE V., A. 1914

TRADE OF CANADA WITH UNITED KINGDOM—Continued.
PRINCIPAL ARTICLES IMPORTED THEREFROM—Continued.

ARTICLES.	1909.		1910.		1911.		1912.		1913.	
	Quantity.	Value.	Quantity.	Value.	Quantity.	Value.	Quantity.	Value.	Quantity.	Value.
Metals and minerals and mfrs. of:— <i>Con.</i> Miscellaneous metals, &c.;— <i>Con.</i> Other miscellaneous metals, &c. { Dut. { Free.		\$		\$		\$		\$		\$
		17,167		18,053		15,600		17,780		26,033
		17,040		2,816		2,179		2,994		1,896
Total miscellaneous metals { Dut. and minerals and mfrs. of. { Free.		249,544		383,375		542,794		769,204		764,432
		163,016		208,608		209,664		156,925		234,417
Total metals and min- { Dut. erals and mfrs. of. { Free.		6,263,986		8,443,818		12,183,171		12,114,801		13,227,321
		5,296,373		6,857,435		7,565,136		6,401,055		6,845,639
Milk, condensed.....	95,464	5,839	14,427	1,084	15,689	1,518	9,330	1,348		2,583
Milk food and other similar prepa- rations.....		61,958		51,824		76,740		89,351		106,891
Mineral and aerated waters.....		12,794		30,754		23,779		36,578		67,501
Models of inventions and other im- provements in the arts.....		1,319		2,117		3,625		1,640		4,905
Musical instruments:— Brass band instruments and bag- pipes.....		16,369		22,303		21,956		23,624		30,902
Organs, parts of.....		1,351		283		1,466		2,370		960
Phonographs, gramophones and finished parts thereof, including cylinders and records therefor.....		3,585		5,261		8,474		8,357		22,709
Pianos.....	59	9,917	63	11,060	180	24,590	167	24,275	140	22,160
Piano and organ players, mechan- ical.....	3	22		267		1,447		228		2,559
		476	1	18	1	16	9	1,165		

SESSIONAL PAPER No. 10a

Piano and organ parts, viz : Key pins, damper springs, jack springs, rail springs, regulating screws, spoons, bridle wires, damper wires, back check wires, dowel wires, German centre pins, brass pins, rail hooks, brass brackets, &c., &c.	Free.	13,886	20,487	21,813	13,796
Other musical instruments.	{ Dut.	9,502	17,120	13,913	22,126
	{ Free.				
Total musical instruments.	{ Dut.	48,694	75,069	73,932	101,416
	{ Free.	13,886	20,487	21,813	13,796
Mustard :—					
Ground.....	Dut. Lbs.	477,236	116,708	470,967	653,416
Other mustard.....	"		418		167,523
	"				4,309
Total mustard.....	"		117,126		171,832
Oil cake, linseed, and linseed oil cake meal, cotton seed cake and meal, plain nut cake and meal.	Free. Cwt.	562	1,082		7,928
Oilcloth :—					
Oilcloth and oiled silk, &c.	Dut.	90,876	182,898	291,670	483,857
Oilcloth, floor, &c.	" Sq. yds.	629,111	847,291	1,240,822	1,582,927
Total oilcloth.....	"	719,987	1,030,189	1,541,492	2,066,784
Oils :—					
Mineral oils.....	{ Dut. Galls.	13,424	4,478	7,169	143,761
	{ Free "	161,718	40,889	63,429	539,189
Fish oil.....	Dut. "	5,354	1,579	880	3,293
Animal oils.....	Dut. Galls.	120	2,502	469	6,103
Lubricating oils.....	"	54,785	19,563	24,718	188,314
Vegetable oils :—	"	58,943	41,000	58,642	85,227
Castor oil.....	"				
Cocconut, palm and palm kernel, not edible, for manufacture of soap.....	Free. "	220,808	125,994	164,270	143,339
Cotton seed.....	{ Dut. "	1,177	14,682	9,812	4,117
	{ Free.		32	161	2,365
Essential oils.....	Dut. Lbs.	10,797	12,619	36,560	35,947
Flaxseed or linseed oil, raw or boiled.....	"	910,714	65,119	414,902	763,279
Olive.....	{ Galls.	14,998	36,198	44,253	33,695
	{ Free.		45,671	29,163	450
					643

TRADE OF CANADA WITH UNITED KINGDOM—Continued.

PRINCIPAL ARTICLES IMPORTED THEREFROM—Continued.

ARTICLES.	1909.		1910.		1911.		1912.		1913.	
	Quantity.	Value.	Quantity.	Value.	Quantity.	Value.	Quantity.	Value.	Quantity.	Value.
Oils:— <i>Con.</i>		\$		\$		\$		\$		\$
Vegetable oils:— <i>Con.</i>										
Other vegetable oils.	(Dut.)	12,738	(Dut.)	45,637	(Dut.)	97,042	(Dut.)	74,318	(Dut.)	90,885
	(Free)	2,742	(Free)	3,678	(Free)	13,913	(Free)	9,504	(Free)	24,692
Total animal, lubricating (Dut.)		140,287		244,055		589,686		663,674		372,873
and vegetable oils.	(Free)	129,797		129,704		163,710		142,067		168,674
Total oils.	(Dut.)	146,635		250,112		598,527		671,723		388,629
	(Free)	153,253		170,593		238,038		205,496		249,742
Optical, philosophical, &c., instruments:—										
Optical, philosophical, photographic and mathematical instruments, N.O.F.										
Philosophical and scientific apparatus, utensils, instruments and preparations, including boxes and bottles containing the same, maps, photographic reproductions, casts as models, etchings, lithographic prints or charts, when specially imported in good faith for use and by order of any society or institution incorporated or established solely for religious, philosophical, educational, scientific or literary purposes, or for the encouragement of the fine arts, or for the use or by order of any college, academy, school or seminary of learning in Canada, and not for sale										
	(Dut.)	91,489		136,529		211,394		226,332		300,434
	(Free)	31,045		44,892		60,671		55,261		51,737

SESSIONAL PAPER No. 10a

Spectacles, eye-glasses and ground or finished spectacle or eye-glass lenses	Dut	398	1,147	1,672	2,113	2,026
Other optical, &c., instruments	Free	45	516	1,913	2,289	191
		314	987		295	1,793
Total optical, &c., instruments	(Dut)	91,932	138,191	215,625	230,734	392,651
	(Free)	31,359	45,879	62,684	55,556	53,530
Packages and parcels	Dut	1,174,994	1,458,131	1,736,348	1,819,094	2,184,499
Printings in oil or water colours, prints, engravings, drawings, building plans, photographs and pictures, N.O.P.	(Dut)	191,737	214,639	235,788	275,715	280,969
	(Free)	265,444	354,280	424,156	411,086	379,186
Paints and colours :-	Dut. Lbs.	829,092	54,809	58,619	63,756	76,659
Lamp black, bone black, ivory black and carbon black	Free	18,511	1,678	26,325	18,860	12,841
Lead, red, dry, and orange mineral	(Dut.)	178,583	2,639	68,671	1,933	3,518
	(Free)	583,676	33,306	37,422	37,222	60,609
Lead, white, dry	Dut.	2,222,139	81,941	88,151	23,037	152,161
Lead, white, ground in oil	"	434,411	30,905	37,121	46,494	30,796
Liquid fillers, anti-corrosive and anti-fouling paints, and ground and liquid paints, N.O.P.	"	805,894	996,475	101,765	114,903	139,697
Litharge	Free. Cwt.	8,456	17,672	21,004	16,830	43,020
Metallic colours, viz.: Oxide of cobalt, tin and copper, N.O.P.	"	14,522	7,790	9,569	16,581	26,407
Ochres, ochrey earths, siennas and umbers	Dut.	163,518	380,341	458,063	710,181	10,420
Oxides, fire proofs, rough stuffs, fillers	"	339,892	10,351	369,429	357,390	6,313
Paris green, blue, dry or in pulp	"	673,647	97,443	73,708	729,288	118,260
Ultramarine blue, dry or in pulp	Free.	95,605	9,511	6,553	5,493	11,279
Whiting or whiteness, gilders' whiting and Paris white	" Cwt.	99,533	68,767	84,539	87,521	90,383
Zinc, white	(Dut. Lbs.)	1,744,605	64,659	52,543	48,264	52,500
	(Free)	773,769	21,003	23,408	22,100	32,025
Other paints and colours	(Dut.)	959	3,405	2,718	2,829	4,529
	(Free)	2,876	4,333	7,347	5,021	5,384
Total paints and colours	(Dut.)	430,132	434,212	432,943	418,498	594,853
	(Free)	121,745	164,060	216,167	207,687	281,948

4 GEORGE V., A. 1914

TRADE OF CANADA WITH UNITED KINGDOM—Continued.
 PRINCIPAL ARTICLES IMPORTED THEREFROM—Continued.

ARTICLES.	1909.		1910.		1911.		1912.		1913.	
	Quantity.	Value.	Quantity.	Value.	Quantity.	Value.	Quantity.	Value.	Quantity.	Value.
		\$		\$		\$		\$		\$
Paper and manufactures of:—										
Aluminized and other papers and films chemically prepared for photographers use.....	Dut.	26,009	58,068	71,296	105,050	109,499
Bags or sacks, printed or not.....	"	1,760	2,691	5,748	8,465	13,811
Card board, not pasted or coated..	"	4,492	3,792	4,488	8,995	8,398
Cards for playing	337,697	37,624	412,006	45,933	475,939	51,517	524,103	53,921	576,178	58,370
Envelopes.....	17,665	11,811	18,602	16,717	18,316	16,367	13,871	18,244	19,084	21,854
Hangings or wall paper, including borders.....	"	45,051	48,247	56,936	61,659	117,016
Mill board, not coated or pasted..	"	4,156	3,294	8,452	13,310	3,358
Printing paper.....	2,856,333	178,264	3,745,291	222,491	5,709,394	307,501	4,947,826	264,055	5,157,862	288,280
Ruled, border and coated papers and boxed papers	"	21,954	40,093	55,565	87,568	93,623
Tarred and other building paper, N.O.P.....	"	12,350	1,836	695	4,444	4,271
Wrapping paper.....	233,596	10,366	131,253	5,833	561,047	18,253	1,386,664	24,358	416,387	14,896
Other paper, &c.....	{	484,353	578,633	747,499	863,347	1,073,158
	{ Free.....	1,108	4,328	1,121	2,081	8,109
Total paper and mfrs. of.....	{ Dut.	838,790	1,028,041	1,347,227	1,513,356	1,806,544
	{ Free.....	1,108	4,328	1,121	2,081	8,109
Pencils, lead	Dut.	38,340	45,047	45,224	56,826	64,346
Pens, penholders and rulers of all kinds.....	"	63,063	63,072	75,963	82,420	110,617
Perfumery:—										
Hair-oil, tooth and other powders and washes, pomatums, pastes, and all other perfumed preparations, N.O.P., used for the hair, mouth or skin	Dut.	16,416	28,007	31,352	39,001	49,617

SESSIONAL PAPER No. 10a

Perfumes and perfumed spirits, bay rum, cologne and lavender washes, hair, tooth and skin washes, and other toilet prepara- tions containing spirits of any kind, in bottles or flasks con- taining not more than 4 ounces each..... Dut. Galls.	473	5,489	555	7,854	1,364	13,539	1,574	15,257	1,106	12,851
Perfumes and perfumed spirits, bay rum, cologne and lavender washes, hair, tooth and skin washes, and other toilet prepara- tions containing spirits of any kind, in bottles, flasks or other packages containing more than 4 ounces each.....	137	3,246	236	3,035	445	6,005	531	8,089	381	6,347
Other perfumery.....				63		19		34		34
Total perfumery.....		24,761		39,359		53,915		62,381		68,839
Photographic dry plates..... Dut.		16,173		19,783		24,290		36,711		44,758
Pickles and sauces:—										
Olives in brine, not bottled..... Dut. Galls.	305	532	837	1,552	3,663	1,823			7,301	4,450
Pickles, in bottles, jars or similar vessels.....	179,801	161,742	210,969	188,187	205,406	226,298	310,491	274,946	276,342	247,405
Pickles, in bulk.....	7,831	4,427	10,178	6,879	20,609	12,004	10,372	6,971	68,998	48,576
Sauces and catsups, in bottles.....	44,958	70,045	66,995	94,689	82,152	118,574	107,174	144,018	128,688	156,485
Sauces and catsups, in bulk.....	2,277	2,569	3,891	4,599	9,006	6,811	6,351	4,006	22,248	17,029
Other pickles, &c.....			440	105	209	94	152	67	1,400	414
Total pickles and sauces.....	235,172	239,315	293,310	296,021	381,048	365,604	434,540	430,068	504,977	474,359
Picture and photograph frames of any material..... Dut.		12,318		15,444		21,662		26,965		34,755
Plants and trees.....		7,775		10,127		13,528		12,469		16,397
Plates, engraved on wood, steel or other metal and transfers taken from the same, engravers' plates of steel or other metal polished for engraving thereon..... Dut.		2,764		3,841		8,898		6,905		15,855
		224		289		3,619		5,951		8,350

SESSIONAL PAPER No. 10a

Canned meats and canned poultry and game	Dut. Lbs.	61,243	15,731	89,582	16,182	296,758	56,616	1,129,093	152,529	1,036,941	199,639
Dried or smoked meats, and meats preserved in any other way than salted or pickled, N.O.P.	" "	30,439	2,766	2,465	587	3,611	916	8,641	1,310	19,468	2,739
Extracts of meats and fluid beef not medicated, and soups of all kinds	" "		15,152		41,659		57,569		133,722		94,280
Pork, barrelled, in brine	" Lbs.	14,440	1,191	400	29	47,693	6,252	60,172	5,440	10,246	956
Poultry and game, N.O.P.	" "		4,941		4,907		10,802		7,545		9,969
Other meats	" "		1,622		10,456		4,440		3,004		3,388
Total provisions	" "		106,710				218,448		565,504		619,998
Rags of cotton, linen, jute, hemp and woollen, paper waste clippings, &c., except mineral	Free. Cwt.	71,684	120,957	127,293	171,358	196,545	242,493	151,574	176,365	197,725	229,212
Regalia and badges	Dut.		15,415		9,806		8,316		18,535		15,013
Remnet, raw and prepared	Free.		3,955		616		2,029		1,419		3,584
Resin or resin in packages of not less than 100 lbs	" Cwt.	551	1,442	4,325	11,661	23,265	63,824	8,071	25,474	5,038	17,484
Ribbons	" Lbs.		489,587		651,012		504,745		460,633		651,431
Salt	Free. " "	137,339,000	277,375	129,187,800	256,397	117,960,900	236,915	120,178,000	240,701	130,996,100	272,669
Sand paper, glass, flint and emery paper or emery cloth	Dut.		2,118		2,722		6,475		12,486		9,631
Sausage casings	Free.		42,132		36,484		48,176		34,820		45,186
			651				978				1,202
Seeds and bulbous roots:—											
Beet and mangold	Free. Lbs.	128,750	7,308	45,900	4,176	80,810	6,379	158,355	24,870	213,727	27,251
Clover and timothy	Dut.		1,522		770		11,461		216,768		46,652
Flax seed	" Bush.	5	9	156	482	118,621	241,270	56,973	125,624	2	7
Turnip seed	Free. " "	285,188	24,627	174,514	16,383	199,730	17,308	251,673	21,543	692,991	66,516
Other seeds, &c.	(Dut.)		19,093		20,121		24,720		80,295		93,216
	(Free.)		20,457		20,280		15,728		13,756		26,505
Total seeds, &c.	{ Dut.		20,624		21,373		277,611		422,087		139,875
	{ Free.		52,392		40,839		39,415		66,169		120,272
Settlers' effects,	Free				2,525,754		4,024,707		4,712,943		4,850,843
Ships and launches	Dut.		1,799,285		1,658		5,782		8,544		27,361
Signs of any material, other than paper, framed or not, letters or numerals of any material other than paper	" "						15,645		24,323		21,392

4 GEORGE V., A. 1914

TRADE OF CANADA WITH UNITED KINGDOM—Continued.

PRINCIPAL ARTICLES IMPORTED THEREFROM—Continued.

ARTICLES.	1909.		1910.		1911.		1912.		1913.	
	Quantity.	Value.	Quantity.	Value.	Quantity.	Value.	Quantity.	Value.	Quantity.	Value.
Silk and mfrs. of:—		\$		\$		\$		\$		\$
Clothing:—										
Blouses and shirtwaists.....		7,954		10,556		22,621		20,471		58,387
Shawls.....		855		1,745		1,510		1,593		2,198
Shirts.....	258	1,118	28	687	61	1,182	202	3,339	371	7,493
Socks and stockings.....	660	4,635	1,236	7,436	3,539	16,709	5,270	23,145	8,799	42,097
Undershirts and drawsls.....		382		571		906		585		1,353
Other clothing, N.O.P.....		192,491		245,377		306,384		383,810		479,729
Fabrics:—										
Bolting cloth, not made up.....				660		53		36		
Fabrics for the manufacture of neckties.....										
Velvets, velveteens, plush, N.O.P.....										38,369
Other fabrics, N.O.P.....	306,007	184,749	418,933	275,782	489,421	386,257	539,361	447,156	476,619	409,057
Handkerchiefs.....		1,406,920		1,816,280		1,790,299		1,912,104		2,445,127
Sewing and embroidery silk; silk twist and silk floss.....		18,863		32,708		36,583		23,686		37,159
Silk, spun, not coloured, N.O.P.; silk in the gum not more advanced than singles; tram or thrown or gauze, not coloured.....		26,096		17,526		20,042		23,621		64,345
Other silk, &c.....	8,890	19,360	25,596	48,943	39,549	79,046	33,461	54,614	25,543	47,090
		60,263		104,062		137,779		144,193		185,244
		262		128		4,944		6,657		10,473
Total silk and mfrs. of:—		1,923,712		2,561,673		2,859,318		3,038,267		3,817,648
		262		788		4,997		6,693		10,473
Soap:—										
Castile.....	53,051	2,968	55,975	2,986	45,241	2,741	176,659	10,369	188,629	11,066
Common or laundry.....	86,065	4,987	103,026	8,122	166,412	10,611	336,399	18,257	369,504	21,503
Common soft and liquid.....	125,517	3,430	197,732	5,626	285,270	9,319	324,940	9,951	345,633	12,806
Pearline and other soap powders..	4,722	248	3,862	193	3,865	173	29,652	1,665	50,183	2,491

SESSIONAL PAPER No. 10a

Toilet.....	Dut.	44,321	50,905	62,157	69,099	75,691
Other soap.....	{ Free	1,890	3,893	12,172	16,883	20,608
		270	313	549	282	531
Total soap.....	{ Dut.	57,844	71,725	97,173	117,224	144,165
	{ Free	270	313	549	282	531
Spices :—						
Ginger and spices, all kinds.....	Dut. Lbs.	108,579	95,768	123,069	119,196	114,845
Nutmegs and mace.....	" "	11,617	10,882	10,491	11,279	17,298
Total spices.....	" "	120,196	106,650	134,060	130,475	132,073
Spirits and wines :—						
Brandy.....	Dut. Galls.	14,400	20,352	17,565	21,017	29,596
Gin.....	" "	120,202	139,861	166,037	191,730	290,711
Rum.....	" "	38,556	53,323	59,081	36,110	51,783
Whiskey.....	" "	1,130,443	1,467,515	1,706,898	2,361,700	2,786,611
Other spirits.....	{ Free	12,553	15,128	22,513	26,469	44,557
Wines, non-sparking.....	{ Dut.	36,422	34,801	39,415	47,897	66,825
" sparkling.....	" "	14,497	20,072	31,688	24,633	30,196
Total spirits and wines.....	{ Free	1,556,335	1,735,517	2,081,919	2,709,565	3,300,319
Sponges.....	Dut.	4,058	10,473	6,537	13,297	10,773
Starch, including farina, cornstarch, &c.....	" Lbs.	21,158	22,011	23,879	23,133	27,857
Stockinettes for the manufacture of rubber boots and shoes.....	" "	8,296	14,440	46,967	60,490	44,695
Stone and manufactures of :—						
Chalk, China or Cornwall stone, cliff stone, and felspar, fluorspar, magnesite, ground or unground, Flagstone, granite, rough, sand stone and all building stone, not hammered, sawn or chiselled....	Free	25,233	16,842	27,550	43,171	35,136
Flint and ground flint stones.....	Dut. Tons	2,777	2,048	2,278	1,996	3,412
Gannister.....	Free,Cwt.	9,071	1,856	77	130	623
Granite, manufactures of.....	" "	2,561	1,977	2,104	2,160	1,932
Grindstones, not mounted and not less than 36 inches in diameter....	Dut.	120,120	122,881	154,300	153,889	161,523
Other stone.....	{ Dut.	12,281	6,102	10,007	10,391	15,838
	{ Free	8,887	8,272	9,257	9,721	16,387
		783	2,388	119	7,058	8,866
Total stone and mfrs. of.....	{ Dut.	144,067	139,303	175,842	175,297	197,160
	{ Free	38,248	23,063	29,850	52,519	40,557

4 GEORGE V., A. 1914

TRADE OF CANADA WITH UNITED KINGDOM—Continued.

PRINCIPAL ARTICLES IMPORTED THEREFROM—Continued..

ARTICLES.	1909.		1910.		1911.		1912.		1913.	
	Quantity	Value.	Quantity	Value.	Quantity	Value.	Quantity	Value.	Quantity	Value.
Sugar, syrup and molasses :—		\$		\$		\$		\$		\$
Molasses and syrup	15,786	20,663	33,400	32,004	41,515
{ Dut.	7,773
{ Free.
Sugar above No. 16 D.S. in colour	Dut. Lbs.	836,192	33,025,267	1,098,512	26,641,284	956,568	19,125,247	680,450	13,970,151	515,176
and all refined sugars.....										
Sugar, N.O.P., not above No. 16										
D.S. in colour.....										
Sugar candy, and confectionery of										
all kinds, including sweetened										
gums, candied peel, candied pop										
corn, candied fruit, candied										
nuts, flavoured powders, cus-										
lard powders, jelly powders,										
sweetmeats, sweetened breads,										
cakes, pies, puddings and all										
other confections containing										
sugar.....	1,867,924	252,424	3,008,214	424,347	4,530,210	648,334	5,806,572	814,801	7,405,345	1,073,401
" " " " " " " " " "	81,301	29,023	11,389	2,882	6,542
{ Free.
Other sugar, &c.....		1,185,703		1,572,545		1,649,681		1,560,087		1,636,637
{ Dut.	7,773
{ Free.
Total sugar, &c.....										
Tallow.....	119,171	12,417	112,664	13,690	92,751	9,527	132,434	17,198	186,305	19,448
Tape lines of any material.....	2,334	4,221	3,677	2,465	3,976
Tar and pitch, coal and pine.....	29,689	37,889	30,920	28,136	17,098
Tea.....	7,777	1,445	48,946	10,563	1,525	404	11,204	2,320	21,479	3,696
{ Dut. Lbs.
{ Free.	9,728,411	1,706,822	9,601,058	1,709,656	10,073,745	1,700,878	16,520,007	3,075,484	13,920,791	2,616,605
Teeth, artificial, not mounted.....	8,231	12,012	18,277	10,715	15,009
Tobacco and manufactures of :—										
Cigarettes.....	22,161	51,809	18,793	48,335	31,157	80,805	44,037	106,281	50,557	117,420
Cigars.....	1,005	3,294	1,542	4,814	3,910	15,168	587	2,366	2,305	8,252
Snuff.....	2,824	1,116	754	540	2,082	1,041	7,005	2,745	1,099	813
Tobacco, cut.....	137,447	107,780	255,166	179,124	299,957	216,318	330,158	262,453	508,894	392,717

SESSIONAL PAPER No. 10a

Tobacco, unmanufactured.....	Free.	Lbs.	27,909	8,352	212,912	75,163	79,152	26,773	292,051	106,186	137,337	42,896
Other tobacco and mfrs. of.....	{ Dut.	"	14,779	7,693	22,103	8,564	31,162	13,019	44,365	18,651	72,535	26,011
Total tobacco and mfrs. of.....	{ Dut.	"	178,216	171,092	298,358	241,377	368,248	328,351	426,152	392,496	635,410	545,213
	{ Free.	"	27,909	8,352	242,912	75,163	79,152	26,773	292,051	106,186	137,337	42,896
Tobacco pipes of all kinds, pipe mounts, cigar and cigarette holders and cases for same, smokers' sets and cases therefor and tobacco pouches.....	Dut.			340,000								
Trunks, valises, hat-boxes, carpet bags and tool bags.....				18,332		24,092		23,007		501,535		479,974
Turpentine, spirits of.....	Free.	Galls.	3,219	1,657	13,900	7,525	14,883	8,859	5,052	21,890		26,292
Umbrellas, parasols and sunshades.....	Dut.			79,867		87,350		99,724		3,449	5,162	3,038
Varnish, lacquers, &c.....	"	Galls.	19,675	41,092	20,386	42,156	20,481	43,237	18,092	75,732		98,004
Vegetables.....	"			81,781		113,536		117,682		38,363	19,146	38,476
Vinegar.....	"			32,895	90,911	35,594	121,900	45,817	142,633	245,779		346,656
Waste or shoddy from cotton, woollen or other fabrics or from yarn or thread, machined, garnetted or prepared for use.....	"	Lbs.	798,374	52,280	1,130,900	98,770	1,625,553	134,182	2,577,305	190,230	3,175,040	205,136
Watches and parts of.....	"			22,374		51,390		89,568		120,808		145,053
Wax and mfrs. of.....	"			18,571		19,062		37,233		27,347		35,594
Webbing.....	"			33,709		56,414		62,099		65,077		57,013
Whips of all kinds, including thongs and lashes.....	"			4,617		4,323		6,011		7,608		5,413
Window cornices and cornice poles of all kinds.....	"			12		1,558		4,035		7,992		9,053
Window shades cut to size or mounted or mounted on rollers, N.O.P. and window shade cloth in the piece.....	"			16,943	299,374	40,716	262,510	41,610	285,017	45,737	337,849	31,075
Window shade or blind rollers.....	{ Sq.yds.	"	114,949	1,195	3,142			1,905		7,346		1,254
Wood and manufactures of:—												
Barrels.....	{ Dut.	No.	12,838	16,640	12,205	14,351	5,548	4,718	5,504	5,551	1,239	1,185
Cane, reed or rattan, manufactured or unmanufactured.....	{ Free.			3,501		117		9,618		11,714		23,687
Corkwood or cork bark, manufactured or unmanufactured.....	{ Free.			415		286		174		686		2,286
Fishing rods.....	{ Dut.			1,466		1,531		3,042		1,809		1,333
Furniture, viz: House, office, cabinet or store furniture of wood iron or other material, in parts or finished.....	{ Free.			19,137		28,280		41,528		48,682		36,963
	{ Dut.			5,555		1,395		1,502		918		3,137
				8,182		8,773		9,537		7,867		10,552
				48,798		89,356		138,350		199,569		264,351

4 GEORGE V., A. 1914

TRADE OF CANADA WITH UNITED KINGDOM—Continued.

PRINCIPAL ARTICLES IMPORTED THEREFROM—Continued.

ARTICLES.	1909.		1910.		1911.		1912.		1913.	
	Quantity.	Value.	Quantity.	Value.	Quantity.	Value.	Quantity.	Value.	Quantity.	Value.
Wood and mfrs. of :— <i>Con.</i>		\$		\$		\$		\$		\$
Lumber :—										
African teak, amaranth, black heart, ebony, boxwood, cocoboral, dogwood, lignum vitae, persimmon, red cedar and satin-wood.	53,981	926	176,053	2,308	218,291	1,296	301,316	3,977	397,821	3,473
Mahogany.		6,207		19,105	15,250	23,883	31,900	31,900	397,821	44,449
Oak.		2,927		3,778		2,278	1,158,459	36,800	2,000	123
Ostersor willows, unmanufactured		6,118		9,389		4,624		4,600		3,459
Show cases of wood, of all kinds.						3,792		4,579		2,206
Parts thereof.										
Umbrella, parasol and sunshade sticks or handles, N.O.P.	326	3,224	495	3,123	673	6,746	1,262	9,049	793	6,453
Walking sticks and walking canes of all kinds.		4,932		9,302		6,850		7,527		4,024
Wood pulp.		5,952		7,157		8,156		8,436		8,880
Other wood and mfrs. of.		1,297		1,112		4,088		14,861		13,530
		40,640		51,991		89,714		94,978		116,152
		314		1,287		825		3,520		6,361
Total wood and mfrs. of.		149,157		213,741		309,861		397,206		404,376
		27,014		38,915		50,870		99,817		88,228
Wool and mfrs. of :—										
Blankets composed wholly of pure wool.	59,187	20,771	55,873	25,223	78,793	33,250	86,737	42,206	204,409	97,673
Carpets, mats, rugs, &c. :—										
Alexminster, including Aubusson, Savonnerie and Moquette	169,864	180,721	329,647	293,109	384,329	355,981	356,280	338,982	314,612	377,324
Brussels, including Wilton and Ingrain, 2 and 3 ply, all wool or union.	296,057	280,985	283,061	242,290	384,070	313,722	351,619	343,971	446,701	419,121
	41,465	35,044	83,491	68,112	188,408	127,493	142,257	116,594	74,437	65,349

SESSIONAL PAPER No. 10a

Mats and rugs, including hearth sizes, 30 sq. ft. and smaller, wool, N.O.P.	239,798	349,696	420,836	538,470	728,653
Tapestry, including (run printed or machine printed, and velvet	Yds.	695,340	460,014	1,030,102	561,539	1,011,519	575,985	1,065,997	618,451
Whole, including tufted, hand made or Oriental, Turkish, Persian, Japanese, Indian or Smyrna	Sq. yds.	143,431	199,264	205,020	179,387	161,877	163,471	387,508	429,333
Clothing—										
Knitted goods, including knitted underwear, N.O.P.	378,258	570,374	752,108	788,807	1,191,672
Outside garments for women and children	141,180	128,331	172,395	188,042	182,473
Shawls	29,944	31,360	52,642	67,087	106,257
Shirts	Doz.	892	9,778	1,182	16,037	4,206	34,781	4,976	43,890
Socks and stockings	Doz. prs.	463,585	1,280,572	891,468	1,562,762	633,060	1,139,435	796,853	1,507,381
Undershirts and drawers	73,702	53,689	101,978	95,243	59,632
Other clothing, N.O.P.	464,788	574,289	830,621	997,226	1,289,858
Fabrics—										
Cassimeres, cloths and doeskins	Yds.	3,469,809	3,158,935	5,048,208	3,274,878	5,011,549	3,269,427	4,748,280	3,073,097
Cassimeres and overcoatings	"	1,311,426	1,508,496	1,784,108	1,316,166	1,533,782	1,273,456	1,421,254	1,175,091
Dress goods, coat linings, Italian cloths, alpaca, orleans, cashmeres, henriettes, serges, burlings, nun's cloth, bengalines, whipcords, twills, plains or jacquards of similar fabrics, composed wholly or in part of wool, worsted, the hair of the camel, alpaca, goat or like animal, not exceeding in weight six ounces to the square yard, to be dyed or finished in Canada	Doz. Sq. yds.	166,177	36,786	330,773	77,695	479,771	159,837	484,172	832,138
Felt cloth, N.O.P.	Doz. Yds.	9,450	7,921	10,191	10,001	17,911	16,435	9,933	30,789
Flannels, plain not fancy	"	256,384	53,502	387,292	74,811	438,334	85,483	454,268	79,223
Italian linings, cobourgs, lustres, mohairs and alpaca	Yds.	2,493,633	810,287	5,286,546	1,331,722	4,182,103	1,184,887	4,178,157	1,196,107
Prunella cloth	Free	714	3,709	3,709	4,161	1,245	9,866
Tweed	Doz. Yds.	1,155,092	1,824,775	2,827,760	1,824,775	2,562,524	1,676,487	2,238,190	1,493,756
Other fabrics and infra., N.O.P.	"	3,294,262	5,016,629	5,016,629	5,368,294	5,898,902
Felt, pressed, of all kinds, not filled or covered by or with any woven fabric	"	159,305	89,755	429,654	101,877	477,990	143,666	499,071	174,508
Nobis, being the short wool which falls from the combs in worsted factories, and worsted tops, N.O.P.	Free	442,688	553,562	761,129	661,706	845,314

TRADE OF CANADA WITH UNITED KINGDOM—Continued.
PRINCIPAL ARTICLES IMPORTED THEREFROM—Concluded.

ARTICLES.	1909.			1910.			1911.			1912.			1913.		
	Quantity.	Value.		Quantity.	Value.		Quantity.	Value.		Quantity.	Value.		Quantity.	Value.	
Wool and wfs. of :— <i>Con.</i>															
Railway rugs.....		20,064			34,415			51,424			52,401			61,957	
Wool and the hair of the camel, alpaca, goat and other like animal, not further prepared than washed, N.O.P.....															
Yarns.....	2,797,759 1,939,907 35,142	524,344 1,015,021 14,356		4,585,434 3,252,715 25,140	975,887 1,603,952 10,215		3,142,909 4,163,972 30,076	736,663 2,063,581 12,332		3,962,722 3,888,481 14,926	856,073 2,069,115 9,663		4,573,672 4,464,885 37,574	1,081,706 2,453,579 16,869	
Other wool and wfs. of.....		16			2,877			447			3,243			3,340	
			(Dut.....												
			(Free.....												
Total wool and wfs. of.....		12,895,581			18,979,164			20,780,497			21,115,290			26,219,331	
		382,102			1,543,373			1,515,285			1,531,687			1,953,755	
All other articles imported.....															
		61,751	(Dut.....		62,460			93,273			107,183			149,794	
		14,799	(Free.....		13,904			17,527			22,612			88,652	
Imports—Dutiable.....		51,968,885			72,199,660			85,019,220			89,828,419			108,858,210	
Free.....		18,587,010			23,466,344			25,565,784			27,363,202			30,788,146	
Total imports (indse.).....		70,555,895			95,666,004			110,585,004			117,191,621			139,646,356	
Coin and bullion.....		843			13,873			1,797			810			7,331	
Total imports.....		70,556,738			95,679,877			110,586,801			117,192,431			139,653,687	
" exports.....		132,745,375			149,634,107			136,965,111			151,853,413			177,982,002	
Total trade.....		204,302,113			245,313,984			247,551,912			269,045,844			317,635,689	

Recapitulation.

SESSIONAL PAPER No. 10a

PRINCIPAL ARTICLES EXPORTED THERETO.

ARTICLES.	1909.		1910.		1911.		1912.		1913.	
	Quantity.	Value.	Quantity.	Value.	Quantity.	Value.	Quantity.	Value.	Quantity.	Value.
Ale and beer..... Galls.	25	\$ 59	62	\$ 102	2,246	\$ 2,867	6,757	\$ 6,632		\$
Animals, living :—										
Cattle, one year old or less..... No.	143,661	10,115,793	140,424	9,979,918	113,795	7,912,144	47,868	3,343,625	12,069	913,954
" over one year old..... "										
Horses, one year old or less..... "	174	36,000	631	88,215	252	62,147	138	35,650	75	14,800
" over one year old..... "	486	2,450								
Sheep, one year old or less..... "			1,828	11,441	629	10,611	928	6,421		
" over one year old..... "	19,307	123,131		778		1,075		2,545		4,668
Other animals, living.....		1,075								
Total animals, living.....		10,280,449		10,080,352		8,015,977		3,388,241		933,422
Animal products, N.E.S.....										
Ashes :—		57,914		69,117		89,208		10,308		24,940
Pot and pearl..... Bbls.	638	29,663	587	24,511	656	30,229	668	28,998	465	21,617
Other ashes.....										
Total ashes.....		29,663		24,511		30,229		28,998		21,617
Balsam.....		240		3,455		2,616		2,695		186
Books, photographs, &c.....		125,504		87,605		163,369		106,460		227,719
Breadstuffs :—										
Grain :—										
Barley { Canadian..... Bush.	2,160,890	1,262,346	1,431,922	744,470	1,116,116	576,902	921,757	607,933	5,556,090	3,315,172
Buckwheat..... "	80,346	50,498	8,500	6,800					78,793	53,926
" { Foreign..... "	389,725	226,680	522,606	306,352	174,707	87,753	35,334	20,432	103,024	53,432
Corn { Canadian..... "	20,184	15,253	228	186	17,132	10,279			7,930	4,077
" { Foreign..... "	300,231	230,960	135,794	107,360	2,513,278	1,542,787	4,624,505	2,915,055	16,955	10,173
Oats { Canadian..... "	2,588,995	975,224	1,024,491	508,300	4,028,746	1,540,119	7,014,645	2,903,708	7,293,004	3,592,247
" { Foreign..... "	45,449	17,219			38,715	13,486	50,661	17,732	1,783,944	865,226
Pease, whole..... "	477,450	457,988	166,201	193,178	60,391	94,095	38,676	58,776	22,420	43,299
" split..... "	53,859	74,167		13,462						
Rye { Canadian..... "	58,076	54,265	42,113	16,628	2,688	3,224	700	1,000	25,544	14,305
" { Foreign..... "	51,568	41,249	51,293	28,208					143,454	98,059

4 GEORGE V., A. 1914

TRADE OF CANADA WITH UNITED KINGDOM—Continued.
 PRINCIPAL ARTICLES EXPORTED THERETO—Continued.

ARTICLES.	1909.		1910.		1911.		1912.		1913.	
	Quantity.	Value.	Quantity.	Value.	Quantity.	Value.	Quantity.	Value.	Quantity.	Value.
Breadstuffs :— <i>Con.</i>		\$		\$		\$		\$		\$
Grain :— <i>Con.</i>										
Wheat (Canadian)..... Bush.	45,891,249	45,161,632	46,589,298	49,267,736	43,637,625	58,677,160	60,343,037	77,722,465	74,978,155	
Wheat (Foreign)..... "	6,849,515	6,188,579	8,891,313	9,271,036	2,199,737	772,435	788,976	5,770,954	5,770,954	
Other grain..... "	29	428	440	440	620	2,695	3,850			
Total grain..... "	58,973,566	54,765,001	58,787,579	60,498,857	53,789,815	65,976,926	73,822,141	98,523,927	88,799,625	
Grain products :—										
Bran..... Cwt.	134,242	150,002	121,584	136,769	123,316	125,146	144,184	97,822	92,221	
Malt..... Bush.			703	802			10,375	11,308		
Oatmeal..... Bbls.	106,118	472,572	229,793	1,050,188	122,124	501,223	205,111	878,743	830,417	
Wheat flour..... "	1,029,086	4,532,103	1,877,436	8,872,698	1,884,655	£,189,837	2,338,851	9,732,708	12,442,479	
Other grain products..... "	13,763	38,884	11,742	37,486	1,185	4,444	3,368	11,006	11,956	
Total grain products.....		5,193,561		10,097,943		8,820,650		10,758,442		13,377,073
Breadstuffs, N.E.S. :—										
Cereal foods.....		970,656		1,229,240		1,323,104		1,483,107		1,386,007
Rice meal.....		17,315		16,995		13,625		40,007		12,660
Other breadstuffs.....	1,500,600	301	1,082,200	23	1,376,200	1,635	8,229,360	858,000		160
Total breadstuffs, N.E.S.....		988,272		1,246,258		1,338,364		1,523,368		1,398,827
Total breadstuffs.....		60,946,834		71,843,958		59,796,155		78,258,736		103,575,525
Brooms and whisks.....								15,439		7,917
Carriages, &c. :—										
Automobiles..... No.	11	49,793	21	57,200	29	99,360	36	95,625	38	125,165
" parts of.....								17,718		11,781
Bicycles..... No.	34	1,570	16	605	13	524	50	3,966	40	2,614
" parts of.....		1,048		885		1,750		4,503		1,299
Carriages..... No.	28	3,644	15	1,867	10	1,327	3	760	10	1,453

SESSIONAL PAPER No. 10a

[illegible]

4 GEORGE V., A. 1914

TRADE OF CANADA WITH UNITED KINGDOM—Continued.

PRINCIPAL ARTICLES EXPORTED THERETO—Continued.

ARTICLES.	1909.		1910.		1911.		1912.		1913.	
	Quantity.	Value.	Quantity.	Value.	Quantity.	Value.	Quantity.	Value.	Quantity.	Value.
Furs and mfrs. of :—		\$		\$		\$		\$		\$
Furs, undressed.....		1,076,902		1,523,199		2,490,164		1,747,029		2,662,489
Furs and skins the produce of marine animals.....		70,638		63,345		238,913		67,000		13,302
Other furs and skins.....		22,294		24,964		28,352		34,637		50,000
Total furs and mfrs. of.....		1,169,854		1,611,528		2,757,429		1,848,726		2,705,791
Grease and grease scraps.....		16,404		3,428		1,996		3,712		1,900
Gunpowder and other explosives.....	267,689	29,564	42,226	10,004		21,519	34,542	22,873	26,791	13,847
Gutta percha and mfrs. of.....		28,608		38,426		49,954		44,017		20,882
Hair.....		27,355		18,149		3,616		8,609		7,367
Hats and caps.....		1,546		1,304		3,497		5,113		1,882
Hay.....	44,034	508,132	87,871	922,718	112,529	1,152,629	104,817	1,027,995	62,871	759,341
Hides and skins other than fur.....		158,600		32,138		139,854		39,613		6,416
Hops.....	63,175	6,305	238,254	25,765	162,625	20,399	16,454	1,857	182,625	33,645
Jewellery, all kinds, N.O.P.....		139,649		132,377		204,934		64,185		57,962
Junk.....	43,719		36,456		55,623		79,569		82,042	345,211
Leather and manufactures of :—										
Unmanufactured :—										
Sole leather.....	7,333,132	1,085,397	4,216,319	915,234	6,006,291	1,445,587	5,819,090	1,346,864	3,067,085	823,050
Upper leather.....	698,020	249,638	438,821	137,935	644,613	172,762	776,517	142,180	358,702	84,045
Other leather, unmf'd.....	370,751	167,342	435,721	97,104	610,284	100,190	809,235	133,208	1,044,358	240,387
Manufactured :—										
Boots and shoes.....		6,043		7,374		6,049		3,924		3,717
Harness and saddlery.....		323		1,289		433		611		898
Other leather, mfd.....		15,033		4,222		8,351		6,865		5,838
Total leather and mfrs. of.....		2,123,776		1,163,158		1,733,372		1,633,652		1,157,935
Metals and minerals and mfrs. of :—										
Copper, fine, contained in ore, &c.....	2,577,911	193,930	4,295,241	338,853	5,665,188	433,853	5,238,110	396,955	5,385,527	463,851

SESSIONAL PAPER No. 10a

Gold and silver :—	490	430	1,025	21,010	57,034
Gold-bearing quartz, dust, nuggets, &c.	3,299,750	1,989,197	4,501,576	2,255,790	10,032,147	5,081,196	7,664,301	3,916,586	17,926,748	10,318,158
Silver, metallic, contained in ore, &c., Ozs.										
Iron and steel and mfrs. of :—										
Agricultural implements,—										
Cultivators..... No.
Harrows.....	155	2,773	11	143	1,570	8,580	410	8,583	471	9,141
Harvesters.....	1,829	185,829	1,443	138,983	1,375	141,799	1,582	3,437	226	2,564
Hay rakes.....	367	7,870	368	9,862	340	10,663	729	159,054	1,998	209,289
Mowing machines.....	953	35,772	772	32,261	767	26,928	892	20,180	131	2,914
Ploughs.....	857	15,130	678	9,927	726	12,353	1,046	30,914	1,747	60,291
Reapers.....	39	2,684	46	2,631	29	1,216	28	15,959	596	20,017
Other agricultural implements	102,321	135,691	83,852	1,619	103	6,070
Parts of.....	75,861	63,534	110,005	105,242	79,373
Total agricultural implements.....	428,243	392,432	425,396	110,704	47,440
Castings, N.E.S.....	455,692	437,099
Guns, rifles and firearms of all kinds.....	6,380	1,533	5,499	2,555	852
Hardware.....	3,390	6,479	9,289	7,454	9,100
Machinery,—	31,297	36,578	37,122	35,173	32,292
Lanotype machines..... No.	2,476	1,700	3,230	2,054	32
Sawing machines.....	957	19,172	44	2,163	133	297,748	3,430	27,226	110	2,263
Typewriters.....	2,802	153,894	3,215	218,255	3,058	77,916	217,515	2,055	152,705
Other machinery, N.E.S.....	40,240	43,524	41,693	70,126	66,143
Ores, iron..... Tons	5	11,927	4,200	6,070	16,800	64,712
Pig iron.....	106	2,120	146	4,200	168	1,860	76	1,860
Scrap iron or steel.....	5,052	12,825	7,144	4,944	3,445	17,224	10,176	6,777	3,182
Steel and mfrs. of, N.E.S..... Cwt.	2,522	86,427	103,454	170,946	107,271	92,300
Staves.....	214	40	654	95	2,237	20	961	17	579
Other iron and steel and mfrs. of..... No.	10	7,196	16,014
Total iron and steel and mfrs. of.....	776,790	815,776	988,721	947,415	879,133
Lead, metallic, contained in ore, incl. pig. Lbs.
Tin, manufactures of.....	2,300	105	128,216	6,055	2,690	3,547	3,215
Miscellaneous metals and minerals and manufactures of :—
Aluminum in pigs, bars, ingots, &c. Lbs.	1,043,500	179,582	1,942,100	2,82,243	2,164,900	324,244	1,939,500	250,561	4,197,900	459,150
Asbestos..... Tons	5,626	233,653	5,550	283,367	6,813	298,199	7,314	168,424	8,802	211,450
Jeweller's sweepings.....	41,824	25,997	60,824	33,695	42,911
Mica..... Lbs.	191,467	69,084	42,201	10,540	188,377	60,824	135,628	40,245	158,368	36,950
Nickle, fine, contained in ore, matte or speiss.....
Ores, except iron..... Tons	2,536,127	375,882	4,785,588	773,343	4,948,231	750,135	5,156,464	748,232	4,826,783	718,141
Plumbago, crude ore and concentrates..... Cwt.	796	70,695	980	82,412	1,108	94,669	366	56,809	397	91,028
.....	2,183	12,462	4,467	16,453	2,700	8,250	604	2,065

4 GEORGE V., A. 1914

TRADE OF CANADA WITH UNITED KINGDOM—Continued.

PRINCIPAL ARTICLES EXPORTED THERETO—Continued.

ARTICLES.	1909.		1910.		1911.		1912.		1913.	
	Quantity.	Value.	Quantity.	Value.	Quantity.	Value.	Quantity.	Value.	Quantity.	Value.
Metals and minerals and mfrs. of:—										
Miscellaneous metals, &c:—		\$		\$		\$		\$		\$
Plumbago, manufactures of.....	74,443	64,070	4,039	2,006	3,227
Other miscellaneous metals, &c.....	40,967	88,742	127,309
Total metals and minerals and mfrs. of.....	4,006,769	4,962,398	8,035,662	6,708,477	13,353,222
Milk and cream, condensed, canned or preserved.										
..... Lbs.	190,299	11,871	96	9	93,128	7,583	155,088	14,047	30	3
Musical instruments:—										
Organs..... No.	2,185	110,996	1,743	92,240	1,222	86,579	1,604	119,979	1,726	114,677
Pianos..... " "	51	17,330	25	10,450	18	6,341	22	6,138	51	14,166
Other musical instruments.....	1,075	6,186	2,959	2,718	3,382
Total musical instruments.....	129,401	108,876	95,879	128,835	132,719
Oilcake..... Cwt.	294,112	420,548	293,167	393,523	261,833	278,819	182,456	286,337	324,136	509,509
Oils:—										
Mineral..... Galls	42	4	40	8
Fish oil:—										
Cod..... " "	14,660	4,285	24,820	6,339	44,506	14,703	27,039	11,331	8,629	3,652
Seal..... " "	20,730	6,231	6,040	2,141	14,923	4,908	8,625	4,120	28,448	10,385
Whale..... " "	1,029,381	384,660	1,033,446	306,261	733,597	138,207	1,837,688	774,395	600,481	243,604
Other fish oil..... " "	1,752	1,967	82,718	16,619	10,050	4,960	18,627	10,627	13,710	5,337
Other oils..... " "	10,363	2,680	293	206	11,762	7,200	1,627	799	20,981	18,975
Total oils.....	1,076,886	399,823	1,147,359	331,564	816,878	169,986	1,893,656	801,272	672,249	281,953
Paintings, all kinds.										
Paints and varnishes.....
Paper:—										
Felt..... Rolls	10,995	13,946	15,962	48,951	48,126
Printing..... Lbs.	1,716	5,894	178	165	288	352	170	138	127	148
Wall..... Rolls	1,194	1,364,866	845	527,851	1,113	306,248	255,212	10,167,560	202,215
		370		119		171	61	47	485	156

SESSIONAL PAPER No. 10a

Other paper.....	237,194	386,397	534,760	358,290	384,491
Total paper.....	1,608,324	913,532	841,531	613,087	587,010
Plants and trees.....	312	2,097	1,501	3,637	701
Provisions:—					
Butter { Canadian..... Lbs.	1,273,484	2,586,357	401,621	1,769,510	681
{ Foreign..... "	9,308				173
Cheese { Canadian.....	20,298,166	179,937,468	20,577,542	20,733,064	153,886,885
{ Foreign.....	4,365			141,231	9,200
Eggs..... Doz.	445,152	99,109	2,428	37,806	66,024
Lard..... Lbs.	347,189	1,390,788	21,134	20,832	34,560
Meats:—					
Bacon.....	8,206,107	45,509,550	8,005,071	7,437,526	35,963,906
Beef.....	86,950	828,140	55,971,989	58,351,392	5,313,711
Canned meats.....	1,094,323	1,685,833	43,886	274,419	782,920
Hams.....	1,648,616	191,832	52,440	202,838	21,896
Pork.....	3,268,815	3,238,704	3,782,939	3,633,720	245,536
Poultry, dressed or undressed.....	310,499	198,079	563,327	383,720	316,047
Tongues.....	44,531	16,823	12,627	5,101	4,063
Other meats..... Lbs.	41,242	26,730	908	1,264	3,368
Total provisions.....	31,325,827	726,764	195,712	1,124,597	488
Rags.....	2,682,772	30,071,269	29,816,821	31,705,062	26,513,656
Sausage casings..... Lbs.	126,169	160,745	252,722	238,740	257,137
Seeds:—				57,042	45,544
Clover..... Bush.	226,828	257,514	230,481	19,463	26,750
Flax { Canadian.....	775,834	2,796,502	2,285,411	495,496	310,629
{ Foreign.....	739,699			1,004,888	4,337,360
Grass.....	1,741	1,963	2,948	1,989	8,592
Other seeds.....	5,774	6,808	537	448	11,854
Total seeds.....	1,692,819	3,042,817	2,519,897	1,204,254	7,111
Settlers' effects.....					4,866,954
Ships and launches.....	172,463	165,332	152,513	178,021	211,464
Silk and manufactures of.....	10,653	7,191	19,882	750	185
Spirits and wines:—				14,387	13,569
Whiskey..... Galls.	11,407	20,303	29,796	37,177	8,141
Wood alcohol.....	190,566	55,808	75,745	151,071	402,213
Other spirits, &c.....	2,881	9,320	1,367	3,739	132,767
Total spirits and wines.....	204,854	85,431	106,908	191,987	57,061
			381,041	471,311	159,481

TRADE OF CANADA WITH UNITED KINGDOM—Concluded.

PRINCIPAL ARTICLES EXPORTED THERETO—Concluded.

ARTICLES.	1909.		1910.		1911.		1912.		1913.	
	Quantity.	Value.	Quantity.	Value.	Quantity.	Value.	Quantity.	Value.	Quantity.	Value.
Starch.....	79,485	4,052	90,790	4,207	176,220	9,390	45,140	1,788	20,235	781
Stationery.....		1,391		1,203		2,767		4,448		18,512
Straw.....	154	1,397	50	542	618	3,910	975	6,861	52	374
Sugar, molasses, &c.....		3,689		9,382		4,467		8,031		7,706
Tallow.....	472,075	22,952	167,730	8,425	5,795	4,400	927,470	60,216	890,037	55,689
Tea.....	62,986	15,759	13,071	1,892	58,192	8,364	5,531	1,024	3,522	1,140
Tobacco.....		26,912		19,535		18,036		8,596		5,159
Vegetables.....		28,174		56,703		15,294		10,786		20,431
Wood and manufactures of:—										
Logs.....	1,011	19,164	3,135	41,060	1,187	26,689	1,772	27,440	4,498	74,403
Lumber,—Basswood.....	271	6,761	165	4,912	331	11,755	659	24,303	340	9,418
Doals, pine.....	25,315	1,617,354	23,873	1,556,229	21,704	1,406,444	16,728	1,342,589	17,507	1,285,863
" spruce and other.....	125,287	4,782,490	144,852	5,825,732	148,651	6,471,153	137,456	5,309,113	114,797	4,683,821
Deal ends.....	7,297	287,713	8,134	334,481	7,244	310,295	6,672	281,978	4,403	176,449
Laths.....	3,490	7,288	20	130	15,637	37,538	25,844	58,285	7,939	21,261
Palings.....	48	580	77	769	528	10,290	60	604	80	805
Pickets.....	451	21,975	3,504	17,305	4,186	21,196	1,263	18,211	7,516	29,735
Planks and boards.....	71,819	1,469,768	72,507	1,387,439	79,778	1,639,701	96,795	1,965,224	81,618	1,825,549
Scantling.....	33,664	354,668	42,330	487,262	35,584	434,531	29,222	358,009	24,142	278,306
Shooks.....		17,070		137,149		231,703		116,881		167,887
Staves and headings.....		19,614		26,468		24,904		30,014		19,272
Other lumber.....		167,860		217,084		203,644		152,356		168,242
Total lumber.....		8,753,091		10,024,960		10,828,177		9,657,567		8,666,608
Timber, square,—Ash.....	522	9,484	380	5,689	228	3,779	64	1,067	73	1,497
Birch.....	10,344	110,757	11,226	132,702	8,931	112,651	13,079	156,395	18,195	224,718
Elm.....	4,657	134,435	4,090	115,390	7,430	219,732	6,475	225,442	8,169	248,429
Oak.....	7,242	211,884	3,871	107,640	8,272	295,047	9,579	187,756	9,432	256,688

SESSIONAL PAPER No. 10a

Pine, red..... Tons	1,510	45,579	4,460	136,952	1,631	39,578	1,866	64,144
" white	21,504	683,995	17,498	554,285	18,996	597,121	21,648	811,800	26,307	939,916
Other timber..... "	2,530	54,134	1,268	16,134	917	11,204	1,452	16,806	1,125	12,017
Total timber, square..... "	48,339	1,250,268	42,793	1,068,742	44,774	1,149,534	53,928	1,438,844	65,167	1,747,409
Other wood, unmanufactured.....	1,600	36,520	56,706	484	3,597
Total wood, unmanufactured.....	10,024,123	11,171,282	12,061,106	11,124,335	10,492,017
Wood, manufactured:—
Doors, sashes and blinds.....	56,985	24,116	9,963	13,462	6,693
Household furniture.....	55,661	49,692	24,777	44,846	27,311
Matches and match splints.....	53,514	95,589	83,611	10,382	104
Spool wood and spools.....	40,778	81,649	96,395	55,122	57,407
Wood pulp,—
Chemically prepared..... Cwt.	139,540	342,446	21,094	42,252	4,113	8,219	756	1,920	322	643
Mechanically ground..... "	1,529,029	742,274	1,082,143	888,898	938,765	488,709	1,295,427	672,441	1,434,649	827,490
Other wood, manufactured.....	190,092	214,309	244,530	220,572	234,385
Total wood, manufactured.....	1,481,750	1,396,355	956,204	1,018,635	1,151,093
Total wood and mfrs. of.....	11,505,873	12,567,647	13,017,310	12,143,030	11,646,110
Wool and manufactures of:—
Woolens.....	21,383	19,168	34,029	45,881	61,668
Wool, raw..... Lbs.	166,678	29,941	517,154	85,080	781,784	159,565	239,167	50,238	697,390	123,087
Total wool and mfrs. of.....	51,824	101,248	193,594	96,119	184,755
All other articles exported.....	467,158	514,632	498,748	214,389	348,005
<i>Recapitulation.</i>										
Exports—Canadian.....	126,384,724	139,482,945	132,156,924	147,240,413	170,161,963
Foreign.....	7,360,399	10,147,543	4,806,047	4,592,066	7,820,039
Total exports (mdso.).....	133,745,123	149,630,488	136,962,971	151,833,379	177,982,002
Coin and bullion.....	252	3,619	2,140	20,034
Total exports.....	133,745,375	149,634,107	138,965,111	151,853,413	177,982,002
" imports.....	70,556,738	95,679,877	110,586,801	117,192,431	139,653,487
Total trade.....	204,302,113	245,313,984	247,551,912	269,045,844	317,635,589

4 GEORGE V., A. 1914

TRADE OF CANADA WITH UNITED STATES.
(Includes Alaska Prior to 1911.)

SUMMARY OF THE IMPORTS THEREFROM AND EXPORTS THEREOF.

Fiscal Years.	IMPORTS—(MERCHANDISE.)			EXPORTS—(MERCHANDISE.)			COIN AND BULLION.		Totals, Imports and Exports.	IMPORTS FOR CONSUMPTION. (MERCHANDISE.)		
	Dutiable.	Free.	Total.	Canadian Produce.	Foreign Produce.	Total.	Imports.	Exports.		Dutiable.	Free.	Duty Collected.
1894.....	35,860,077	24,757,693	60,617,770	32,562,509	1,408,051	33,970,560	2,288,009	1,830,380	98,715,719	25,823,636	24,922,455	6,900,951
1895.....	30,556,589	24,426,211	54,982,800	35,603,863	1,860,794	37,464,657	4,455,517	3,833,019	100,735,993	25,793,538	24,383,466	5,897,385
1896.....	34,415,089	24,875,127	59,290,216	37,789,481	1,960,740	39,750,221	5,044,634	4,698,189	108,783,210	29,101,646	24,427,744	7,767,993
1897.....	39,534,792	26,605,825	66,140,617	43,664,187	2,216,735	45,880,922	4,625,699	3,492,550	120,139,788	30,482,509	26,540,833	8,147,075
1898.....	46,096,965	36,923,040	83,020,005	38,989,525	2,092,712	41,082,237	3,880,607	4,620,441	132,603,880	38,063,960	36,760,963	9,941,624
1899.....	53,281,683	43,821,274	97,102,957	39,326,485	1,795,885	41,122,370	4,539,983	4,011,151	146,776,471	44,471,824	43,995,349	11,713,859
1900.....	60,819,752	48,388,601	109,208,353	57,996,488	1,966,417	59,962,905	7,764,201	8,656,118	185,391,577	53,897,561	48,182,616	13,491,873
1901.....	62,823,061	53,148,031	115,971,092	67,983,673	2,423,168	70,406,841	3,335,683	1,973,389	191,689,005	53,600,278	53,549,047	13,311,750
1902.....	68,922,500	54,809,293	123,731,793	66,567,784	2,994,448	69,562,232	6,062,354	1,635,452	200,991,831	60,181,808	54,562,888	15,155,136
1903.....	75,278,483	60,670,934	135,949,417	67,766,367	3,443,602	71,209,969	8,814,958	573,955	216,548,299	68,588,323	60,251,914	17,069,881
1904.....	82,980,909	66,200,334	149,181,243	66,856,885	3,856,168	70,713,053	7,815,937	2,460,496	220,170,729	77,543,780	65,466,798	19,554,586
1905.....	83,239,604	72,494,341	155,733,945	70,426,765	5,136,250	75,563,015	10,306,945	1,841,056	242,444,961	78,797,440	73,634,186	20,580,302
1906.....	94,196,820	79,465,596	173,662,416	83,546,306	4,455,003	88,001,309	7,063,695	9,805,243	278,532,663	89,540,776	79,257,600	22,187,103
1907 (9 mos.).....	81,889,753	69,368,529	151,258,282	62,180,439	3,658,197	65,838,636	7,344,968	13,182,844	237,624,730	78,969,028	69,629,033	19,084,738
1908.....	120,927,305	93,859,964	214,787,269	90,814,871	6,105,267	96,920,138	6,003,940	16,600,362	334,311,709	110,361,367	94,287,518	27,132,543
1909.....	102,138,457	80,552,531	182,690,988	85,334,806	5,687,581	91,022,387	9,970,372	1,581,970	285,265,717	90,584,507	79,471,671	22,526,807
1910.....	133,026,137	100,045,018	233,071,155	104,199,675	6,414,652	110,614,327	5,999,394	2,536,451	352,221,327	118,834,173	98,608,242	29,515,886
1911.....	161,555,448	122,789,873	284,325,321	104,115,823	8,092,853	112,208,676	10,080,881	7,188,125	413,812,003	153,067,232	121,777,626	37,854,728
1912.....	204,870,045	137,349,086	342,219,131	102,041,222	10,915,073	112,956,295	25,925,976	7,578,339	488,679,741	196,886,150	133,542,352	49,177,584
1913.....	288,989,870	160,960,173	449,950,043	139,725,953	11,235,722	150,961,675	5,372,512	16,148,707	622,432,937	276,330,434	159,439,647	68,929,805

SESSIONAL PAPER No. 10a

PRINCIPAL ARTICLES IMPORTED THEREFROM.

ARTICLES.	1909.		1910.		1911.		1912.		1913.	
	Quantity.	Value.	Quantity.	Value.	Quantity.	Value.	Quantity.	Value.	Quantity.	Value.
Ale, beer and porter	671,773	329,243	681,955	330,248	829,547	403,887	1,017,959	578,962	1,463,626	868,709
Ale, ginger	1,929	2,506	3,869	3,557	2,913
Animals, living:—										
Cattle.....	(Dut. No. 2,795	46,446	1,029	25,075	3,092	56,401	2,976	61,829	7,106	125,139
(Dut. " 161	18,418	189	32,600	278	50,106	234	46,896	249	59,245
Horses.....	(Dut. " 3,604	318,080	6,601	430,028	7,473	632,645	20,137	1,801,310	16,867	1,572,227
(Dut. " 516	300,070	583	300,938	545	314,369	659	351,632	607	307,641
Sheep.....	(Dut. " 43,804	192,652	35,844	131,492	68,669	229,669	192,630	578,055	229,743	626,677
(Dut. " 3	110	5	108	14	515	23	1,075	14	450
Swine.....	(Dut. Lbs. 60	25	2,760	2,140	1,945	1,169	2,918	310	5,607	450
(Dut. No. 23	700	17	324	91	3,181	26	907	34	2,429
Other animals, N.O.P.	59,599	98,772	138,842	249,236	154,733
Animals imported temporarily for exhibition purposes:—										
Horses.....	2,882	1,187,957	3,490	1,289,700	2,537	1,086,984	3,453	1,498,981	2,771	1,102,713
Other animals, living	24,484	18,821	22,357	53,454	51,667
Total animals, living.....	616,802	687,507	1,078,758	2,680,740	2,479,246
	1,556,541	1,738,700	1,542,441	2,017,447	1,566,784
Apparel, wearing, and other personal and household effects, not merchan- dise, of British subjects dying abroad, but domiciled in Canada; books, pictures, family plate or furniture, personal effects and heir- looms left by bequest.....	Free	3,100	3,192	3,459	11,946	12,295
Articles and other goods, the produce of Canada, re-imported within five years	397,050	449,961	394,615	444,232	451,219

4 GEORGE V., A. 1914

TRADE OF CANADA WITH UNITED STATES—Continued.
 PRINCIPAL ARTICLES IMPORTED THEREFROM—Continued.

ARTICLES.	1909.		1910.		1911.		1912.		1913.	
	Quantity.	Value.	Quantity.	Value.	Quantity.	Value.	Quantity.	Value.	Quantity.	Value.
Articles brought into Canada temporarily and for a period not exceeding three months for the purpose of exhibition or of competition for prizes offered by any agricultural society		\$		\$		\$		\$		\$
Articles for the personal or official use of Consuls General, &c.										
Articles for the use of the Governor General.										
Artificial limbs and parts thereof.										
Ashes, pot and pearl, in packages less than 25 lbs. each.	3,574	189	14,855	843	10,396	559	6,025	273	23,377	1,730
Ashes, pot and pearl, in packages of not less than 25 lbs. each.										
Asphaltum or asphalt, solid.	153,298	7,964	187,001	9,336	787,308	12,010	144,009	7,024	93,807	4,099
Bagatelle and other game tables or boards.	337,848	324,512	352,590	324,550	455,730	415,743	552,232	504,809	848,618	709,621
Bags which contained cement, &c.	907	1,345	200	2,560	846	2,325	705	5,246	1,582	6,880
Bags, barrels, and other coverings used in the importation of salt.										
Baking powder.	476,097	7,147	529,748	11,157	411,837	11,272	533,614	11,508	651,204	25,447
Balls, cues and racks and cue-tips for bagatelle boards and billiard tables										
Baskets of all kinds, N.O.P.		6,169		8,377		13,062		19,117		23,372
Baths, bath-tubs, basins, closets, lavatories, urinals, sinks and laundry tubs of any material.		24,950		32,552		36,206		40,721		49,114
Bells imported for use of churches.		132,127		200,204		194,330		220,545		294,798
Bells and gongs, N.O.P.		26,253		28,751		17,316		20,369		24,817
Belts of all kinds, N.O.P., except silk		31,143		33,484		47,103		39,576		49,366
Billiard tables.		41,831		42,032		50,680		64,816		75,385
Blackening, shoe, and shoemaker's ink; shoe, harness and leather dressing, N.O.P.	681	38,621	776	33,741	1,346	49,533	2,492	72,831	775	53,401
N.O.P.		72,503		67,560		75,314		82,849		116,603

SESSIONAL PAPER No. 10a

Blast furnace slag.....	Free	123	7,781	9,256	3,257
Blinds of wood, metal or other material, not textile or paper.....	Dut.	2,438	4,233	3,484	3,624
Blueing laundry.....	"	2,296	4,251	3,933	6,065
Boats, life, and life-saving apparatus specially imported by societies to encourage the saving of human life.....	Free		8,691	1,489	10,424
Boats, open, pleasure, sail boats, skiffs and canoes.....	Dut. No.	19,209	21,034	35,857	26,563
Bones, crude.....	Free Owt.	3,621	5,678	14,394	19,389
Books, periodicals, &c.— Advertising chromos, cinematypes, oleographs or like work produced by any process other than hand painting and drawing, and having any advertisement or advertising matter printed, lithographed or stamped thereon, or attached thereto or other similar artistic work, lithographed, printed or stamped on paper or cardboard for business or advertising purposes, N.O.P.....	Dut. Lbs.	2,108	3,141	18,238	69,812
Bank notes, bonds, bills of exchange, cheques, promissory notes, drafts and all similar work, unsigned, and cards or other commercial blank forms printed or lithographed, or printed from steel or copper, or other plates, and other printed matter, N.O.P.....	Dut.	156,042	149,576	186,370	232,085
Bibles, prayer books, psalm and hymn books, religious tracts and Sunday-school lesson pictures.....	Free	77,517	88,958	94,440	144,422
Books, printed, periodicals and pamphlets, or parts thereof, N.O.P.....	Dut.	792,026	897,023	1,167,252	1,432,767
Book printed by any government or by any association for the promotion of science or letters and official annual reports of religious or benevolent associations, and issued in the proceedings of said associations, to their members, and not for the purpose of sale or trade.....	Free	718	2,321	1,308	2,092

4 GEORGE V., A. 1914

TRADE OF CANADA WITH UNITED STATES—Continued.
 PRINCIPAL ARTICLES IMPORTED THEREFROM—Continued.

ARTICLES.	1909.		1910.		1911.		1912.		1913.	
	Quantity.	Value.	Quantity.	Value.	Quantity.	Value.	Quantity.	Value.	Quantity.	Value.
Books, periodicals, &c.— <i>Con.</i>		\$		\$		\$		\$		\$
Books not printed or reprinted in Canada, for use of colleges, &c., free libraries, college libraries, &c., and law societies and being the property of the organized authorities of such library and not in any case the property of individuals	263,529	241,879	252,287	292,993	315,427
Free	
Books in print more than twelve years	3,064	4,487	6,226	8,446	10,573
Books on the application of science to industries of all kinds, also books printed in any language other than the English and French languages, or in any two languages not being English or French, or in any three or more languages	124,472	124,113	152,771	157,517	207,716
Charts, admiralty	377	477	262	246	375
Charts and maps for the use of schools for the blind	20	12,143	20	20	24
Charts and maps, N.O.P.	12,888	15,585	19,338	34,206
Freight rates for railways and telegraph rates, bound in book or pamphlet form, and time-tables of railways outside of Canada	11,151	16,161	18,086	17,171	19,521
Globes, geographical, topographical and astronomical	4,500	4,904	4,993	5,728	6,025
Labels for cigar boxes, fruits, vegetables, meats, fish, confectionery and other goods and wares; also shipping, price or other tags, tickets or labels; and railroad or other tickets whether lithographed or printed or partly printed, N.O.P.	108,396	136,070	141,138	192,056	292,138
Dut.	

SESSIONAL PAPER No. 10a

Manuscript and insurance maps...	Free	4,701	4,898	5,191	11,024	20,101
Newspapers and quarterly, monthly and semi-monthly magazines, and weekly literary papers, unbound	"	567,123	655,816	737,893	881,621	1,052,558
Novels or works of fiction or literature of similar character, unbound or paper bound or in sheets, not including Christmas annals or publications commonly known as juvenile or toy books	Dut.	68,925	63,726	57,444	56,265	60,685
Pamphlets, advertising, pictorial show cards, illustrated advertising periodicals, illustrated price books, catalogues and price lists; advertising calendars and almanacs; patent medicine or other advertising circulars, fly sheets or pamphlets	" Lbs.	718,633	277,780	323,485	431,159	610,861
Posters, advertising bills and folders	" "	82,570	29,234	48,232	28,628	25,069
Printed music, bound or in sheets, and music for mechanical players	"	125,088	141,563	186,402	243,461	296,224
Other books, &c.	{ Free	138 335	12 38	113 250	30 754	151 528
Total books, &c.	{ Dut. { Free	1,487,976 1,052,356	1,726,432 1,138,211	2,019,924 1,307,234	2,362,997 1,451,087	3,013,459 1,759,841
Boots and shoes and slippers of all kinds except rubber and leather	Dut.	33,828	41,833	30,596	25,822	40,406
Botanical, entomological and mineralogical specimens.	Free	982	501	1,394	4,966	1,040
Braces or suspenders and finished parts of...	Dut.	26,696	44,731	45,607	42,738	63,773
Grain:—						
Barley	Dut. Bush.	204,261	99,810	96,469	5,977	72,383
Beans	" "	21,433	56,011	73,537	72,549	191,152
Corn	{ Free. { Dut.	889,541 5,404,088	559,126 4,636,133	1,466,313 6,948,102	2,918,494 9,764,703	691,892 5,591,334
Oats (vide foot note, page 119)	"	125,506	16,075	20,881	336,595	1,551,909
Pease	"	8,686	35,449	69,917	82,945	175,761
Rye (vide foot note, page 119)	"	336,098	271,432	261	4,330	254,582
Wheat (vide foot note, page 119)	"	10,498,502	12,070,881	5,214,060	2,837,608	8,131,279
Other grain	{ Free. { Dut.	107 469	426 691	372 369	428 543	590 1,135
Total grain	{ Dut. { Free	10,645,564 3,792,812	12,899,669 4,636,824	6,941,810 6,948,471	6,252,926 9,765,246	10,989,470 5,502,469

4 GEORGE V., A. 1914

TRADE OF CANADA WITH UNITED STATES—Continued.
PRINCIPAL ARTICLES IMPORTED THEREFROM—Continued.

ARTICLES.	1909.		1910.		1911.		1912.		1913.	
	Quantity.	Value.	Quantity.	Value.	Quantity.	Value.	Quantity.	Value.	Quantity.	Value.
Breadstuffs:— <i>Con.</i>		\$		\$		\$		\$		\$
Grain products:—										
Bran, mill feed, &c.....		76,914		218,276		29,437		33,061		16,427
Flour and meal,—										
Buckwheat meal and flour....										
Cwt.....	1,475	5,304	1,524	5,072	2,452	7,910	1,872	6,791	2,752	9,620
Bbls.....	34,840	116,655	33,307	106,396	41,969	122,653	41,899	124,921	55,730	176,779
Corn meal.....										
Lbs.....	32,759	1,239	16,660	712	4,456	335	8,556	483	75,575	2,314
Oatmeal and rolled oats.....										
Lbs.....	2,699	10,083	2,919	11,234	4,550	16,960	4,383	17,599	5,485	19,577
Rye flour.....										
Bbls.....	39,212	170,830	31,782	157,911	61,166	247,565	47,003	198,489	59,107	268,241
Wheat flour.....										
Grain, flour, meal, &c., of all kinds when damaged by water in transit or prior to importation into Canada.....		1,374		422		799		517		1,271
Hominy, cracked, evaporated or dried corn.....		14,012		7,549		6,281		6,012		11,383
Malt flour, containing less than 50 p.c. in weight of malt.....	2,000	28	70	8	5,752	455	7,454	419	100	7
Malt flour, containing not less than 50 p.c. of malt.....	40,888	1,119	38,628	966	155,790	3,775	3,800	176	90,529	2,988
Malt, whole, crushed or ground..	1,038,605	27,081	2,186,463	57,341	2,776,526	64,978	548,499	13,410	3,852,097	85,133
Total grain products.....		424,639		565,887		501,148		401,878		594,040
Breadstuffs, N.E.S.:—										
Barley, pot, pearl, rolled, roasted or ground.....	927,271	11,472	32,069	1,188	2,011,118	25,507	11,425	778	145,031	5,384
Biscuits, all kinds.....	274,883	23,426	238,222	26,826	485,551	52,959	357,870	35,916	491,608	43,844
Bread, pasover.....		1,332				9,673		33,585		10,629
Cereal foods.....		299,471				317,069		215,304		322,812
Macaroni and vermicelli.....		33,825	797,271	37,853	786,953	38,143	536,685	28,198	660,011	34,520
Rice.....		225,121	262,741	12,168	299,453	14,659	824,827	32,251	1,301,230	53,362
Free.....		10,043	6,523			241	52,100	1,510	140,277	4,154
Dut.....		1,590	81,035	2,585	56,400	1,799	9,461	340	47,232	2,029
Rice and sago flour.....		1,170	35,114	2,046	232,020	8,954	201,874	9,386	68,789	3,325
Sago and tapioca.....		1,779				1,097		10,095		11,507
Tapioca flour.....		508	123,177	3,294	37,247		338,402		327,112	

4 GEORGE V., A. 1914

TRADE OF CANADA WITH UNITED STATES—Continued.

PRINCIPAL ARTICLES IMPORTED THEREFROM—Continued.

ARTICLES.	1909.		1910.		1911.		1912.		1913.	
	Quantity.	Value.	Quantity.	Value.	Quantity.	Value.	Quantity.	Value.	Quantity.	Value.
Carpet sweepers.	132	\$ 1,090	976	\$ 3,396	1,736	\$ 6,435	1,450	\$ 3,894	4,651	\$ 16,071
Carpets, mats and rugs, N.E.S.	4,746	9,648	19,330	14,795	19,237
Carriages, &c. :—										
Automobiles and motor vehicles of all kinds.	Dut. No. 469	480,785	1,345	1,644,431	3,207	3,798,589	5,630	6,077,497	8,038	9,223,171
Automobiles and motor vehicles, parts of.	117,377	259,997	491,615	854,000	762,321
Bicycles and tricycles.	2,516	30,173	2,237	27,945	3,511	45,242	3,538	47,434	3,334	41,640
" " parts of.	7,608	7,701	9,316	17,114	17,000
Cars :—Box and flat.	1,053	230,918	306	123,645	354	212,986	1,905	1,528,626	8,151	6,488,672
Passenger.	37	227,246	41	121,076	32	57,369	20	208,469	93	302,577
Tram or horse.	111	20,745	110	21,559	6	4,370	3	5,307	8	1,614
Other, N.O.P.	2,649	172,953	4,425	376,316	5,092	637,916	6,844	1,175,709
Parts of.	122,302	265,821	288,373	252,859	370,698
Carriages, buggies, pleasure carts and vehicles, N.O.P.	873	79,417	1,011	83,135	1,302	103,472	1,518	98,355	1,907	106,989
Children's carriages and sleds.	131,095	172,093	228,765	227,577	311,243
Cutters.	22	703	18	939	9	301	18	617	24	389
Farm and freight wagons.	3,528	162,346	5,896	258,156	12,445	583,592	13,368	614,443	13,944	643,824
Scooters, railway or road.	45,899	77,883	124,940	152,752	148,372
Sleighs.	127	3,674	609	18,157	943	21,646	1,194	43,744	1,100	21,642
Wheelbarrows, trucks and hand carts.	9,774	110,802	8,807	50,541	12,789	80,607	17,543	104,038	25,955	187,955
Other carriages, &c.	80,642	148,698	166,510	175,299	169,060
Total carriages, &c.	1,851,732	3,455,240	6,594,313	11,046,147	19,972,826
Cash registers.	Dut. No. 538	111,682	1,279	135,730	1,450	120,633	936	65,266	1,215	61,523
Celluloid, mfrs. of, N.O.P.	35,119	73,451	41,938	43,376	56,430

SESSIONAL PAPER No. 10a

Celluloid, moulded into sizes for handles of knives and forks, not bored or otherwise manufactured; moulded celluloid balls and cylinders coated with tin-foil or not, but not finished or further manufactured, and celluloid lamp shade blanks and comb blanks.....	Dut.	11,220	13,904	24,335	13,770	2,521
Celluloid, xylonite or xyolite, in sheets, lumps, blocks, rods or bars, not further manufactured than moulded or pressed.....	{ Free.	78,974	115,399	112,401	112,094	27,720 86,562
Cement:— Portland, hydraulic or waterline. Other cement.....	Dut. Cwt.	779,271	245,180 3,251	48,799 5,879	592,301	673,394 4,042	1,761,904 7,631
Total cement.....	"	248,431	54,678	264,022	678,036	1,777,535
Chronometers and compasses for ships	Free.	2,654	3,553	5,265	6,076	7,553
Church vestments of any material	Dut.	6,895	8,754	1,481	1,686	2,497
Clocks, time recorders, clock and watch keys, clock movements.....	"	250,788	295,052	348,685	366,150	529,735
Cloth, coated or sized for manufacture of sensitized blue or black print cloth.....	"	1,494	4,717	10,160
Clothes wringers and parts thereof for domestic use.....	" No.	12,764	31,893	25,219	11,045	33,253	36,102
Clothing and books, donations of, for charitable purposes.....	Free.	12,832	12,956	15,448	17,521	25,691
Coal, coke, &c.:— Charcoal.....	Dut	3,797	22,390	23,234	44,901	75,724
Coal, anthracite.....	Free. Tons	3,022,970	14,300,004	3,434,399	4,084,407	19,135,390	20,275,594
Coal, bituminous, round and run of the mine, and coal, N.O.P.	Dut. "	6,036,621	12,072,252	6,745,967	9,483,724	19,279,293	19,873,339
Coal, bituminous slack, such as will pass through a $\frac{3}{4}$ -in. screen.....	" "	1,083,207	1,335,190	1,427,660	1,675,405	2,193,865	2,893,746
Coke.....	Free. "	456,591	1,072,853	1,689,938	762,827	1,634,102	2,022,312
Coke, ground, for the manufacture electric batteries.....	" Cwt.	2,887	5,916	7,254	6,192
Total coal, coke, &c.	{ Dut.	13,411,239	14,445,885	16,212,544	21,448,039	22,842,829
	{ Free.	14,959,714	16,989,942	17,502,720	20,796,746	22,304,068

4 GEORGE V., A. 1914

TRADE OF CANADA WITH UNITED STATES—Continued.

PRINCIPAL ARTICLES IMPORTED THEREFROM—Continued.

ARTICLES.	1909.		1910.		1911.		1912.		1913.	
	Quantity.	Value.	Quantity.	Value.	Quantity.	Value.	Quantity.	Value.	Quantity.	Value.
		\$		\$		\$		\$		\$
Cocoa beans, nibs, paste, chocolate, and preparations of:—										
Cocoa beans, not roasted, crushed or ground.....	1,154,145	157,099	1,539,467	179,505	1,972,373	235,869	4,131,785	508,702	4,845,338	657,099
Cocoa paste or liquor, chocolate paste or liquor, not sweetened, in blocks or cakes, and cocoa butter.....	344,895	87,773	468,563	112,304	532,481	128,717	547,051	138,241	157,217	39,264
Cocoa paste or liquor, chocolate paste or liquor, sweetened, in blocks or cakes, not less than 2 lbs. in weight.....	657,531	119,637	920,602	159,625	844,008	139,516	607,158	109,086	359,142	77,772
Cocoa or chocolate, preparations of, in powdered form.....	345,417	108,272	378,144	111,769	406,707	125,561	234,598	32,921	172,894	29,834
Cocoa or chocolate, preparations of, N.O.P.....	22,206	5,198	92,214	18,938	20,666	4,580	23,126	5,391	23,037	5,241
Cocoa shells and nibs.....	10,795	333	11,652	373	15,993	1,074	7,468	221	600	18
Total cocoa, &c.....	1,380,844	321,213	1,871,175	403,009	1,819,855	399,448	1,419,371	285,560	712,890	152,129
	1,154,145	157,099	1,539,467	179,505	1,972,373	235,869	4,131,785	508,702	4,845,338	657,099
Cocoanuts.....	187,724	5,817	188,536	6,110	205,642	9,403	524,482	18,929	524,186	16,415
Coffee and imitations of:—										
Green.....	456,797	51,127	412,535	48,837	333,983	43,578	187,135	28,606	173,289	28,882
Roasted or ground, when not imported direct from country of growth.....	280,867	57,354	324,907	65,632	362,534	73,958	382,521	87,986	440,098	110,620
Other coffee, &c.....	457,334	46,459	358,643	37,555	326,434	29,704	397,784	28,086	459,887	89,942
Total coffee, &c.....	1,194,998	154,940	1,096,085	152,024	1,022,901	147,240	967,440	144,678	1,073,274	229,444
Coir and coir yarn.....	121,933	6,173	131,523	6,553	119,428	5,370	89,253	5,617	155,469	8,257

4 GEORGE V., A. 1914

TRADE OF CANADA WITH UNITED STATES—Continued.
 PRINCIPAL ARTICLES IMPORTED THEREFROM—Continued.

ARTICLES.	1909.		1910.		1911.		1912.		1913.	
	Quantity.	Value. \$	Quantity.	Value. \$	Quantity.	Value. \$	Quantity.	Value. \$	Quantity.	Value. \$
Cotton and wifrs. of :— <i>Con.</i> Fabrics :— <i>Con.</i>										
Duck, cotton or linen, seamless, in circular form, for the manu- facture of hose pipe		66,873		67,536		88,683		106,960		98,600
Duck, gray or white, N.O.P., weighing over 8 ozs. per square yard	241,642	60,133	401,665	121,064	514,804	195,334	1,364,198	450,164	2,906,191	892,310
(Gray, unbleached	364,404	26,384	1,315,415	93,668	2,805,263	188,732	5,464,840	274,217	6,384,260	369,550
Jeans, cottilles and satens un- ported by corset and dress stay manufacturers	795,951	91,226	516,742	62,657	352,147	44,227	637,815	81,593	725,767	86,465
Printed, dyed or coloured, N.O.P.	5,732,734	520,012	7,671,117	756,191	7,725,342	843,804	11,165,849	1,163,738	15,125,513	1,565,970
Tailors' hollands of cotton, and towel ling in the web	6,550	354	2,535	162	28,818	2,334	13,213	1,326	40,955	2,112
Uncoloured cotton fabrics, viz : Serims and window serims, cambric cloths, &c.	37,061	2,322	37,148	3,349	40,021	2,955	98,915	7,243	112,078	7,041
Velvets, velveteens and plush, N.O.P.	111,413	30,673	105,859	32,415	121,794	39,131	115,217	38,319	122,797	38,378
White or bleached	1,934,609	144,973	2,545,241	203,475	3,530,794	308,042	4,417,292	360,100	6,717,676	589,972
Handkerchiefs		5,365		8,649		5,039		6,677		6,050
Lace, white and cream-coloured ..		17,985		35,961		36,156		40,182		57,782
Lampwicks		6,545		7,740		9,185		14,423		14,503
Raw cotton or cotton wool	65,154,990	6,592,853	67,905,411	9,361,021	81,215,273	11,749,302	72,768,637	7,929,407	77,457,809	8,735,191
Sheets, bed quilts, pillow cases and damask of cotton in the piece, including uncoloured table cloths or napkins		14,974		36,359		41,535		54,997		87,750
Tape, dyed or coloured		3,049		2,693		1,417		2,423		2,782
Tape, not dyed or coloured		10,307		15,276		21,062		14,918		27,480
Threads :—										
Crochet and knitting cotton	47,518	14,870	21,989	8,013	21,157	10,426	44,288	23,590	20,935	10,285
Sewing thread on spools		143,938		217,592		234,608		231,522		257,696

SESSIONAL PAPER No. 10a

Towels.....	Dut.		• 2,011		3,629	6,885	9,792	16,138
Yarns, knitting, hosiery or other cotton yarns.....	" Lbs.	183,494	40,319	114,403	32,206	179,464	69,444	392,886
Yarns, No. 40 and finer.....	Free.	154,121	116,938	230,517	169,239	250,524	242,819	474,213
Yarns, polished or glazed, when imported by manufacturers of shoe laces.....	" { Dut. Free.	1,411	421 151,311			444	1,327 500,462	979 775,353
Other cottons, &c.....	{ Dut. (Free.				230,655			
Total cotton and nfrs. of.....	{ Dut. (Free.		2,086,351 6,796,495		3,247,022 9,637,229	4,093,462 12,035,388	5,670,536 8,322,245	8,077,036 9,095,623
Cotton thread, nitrate of thorium and nitrate of cerium, for use in the manufacture of incandescent gas mantels, and of stockings for such mantels.....	Free.		29,360		85,037	472	3,889	1,304
Crucibles, clay, sand or plumbago.....	Dut.		47,746		95,860	85,439	57,496	61,250
Curtaens and shams.....	"		2,629		16,565	44,496	83,623	92,752
Cyclometers and pedometers.....	"						74,258	108,310
Damaged goods, under sections 49 to 53 of Rev. Stat., cap. 32.....	"		6,027		1,250	8,293	4,955	42,052
Drugs, dyes, chemicals, &c.:—	{ Dut. (Free.		85,852 14,142		133,432 38,898	155,736 28,805	177,620 24,529	198,493 38,369
Albumen, blood, egg albumen and egg yolk.....	Dut.		10,626		12,428	15,370	16,997	37,329
Alum in bulk, ground or unground, but not calcined; and sulphate of alumina, or alum cake.....	{ " Lbs. { Free.	5,133,780	42,709	6,030,308	48,826	6,080,862	60,087	9,669,968
Ammonia, nitrate of.....	"	22,638	2,007	12,268	1,201	74,426	20,183	559,936
Ammonia, sulphate of.....	"	17,932	733	27,191	860	6,069	6,924	7,328
Amyl acetate and acetone.....	Dut.		7,220		11,019	6,378	7,876	9,173
Aniline and coal tar dyes, soluble in water, in packages of not less than 1 lb. weight, including alizarine and artificial alizarine.....	Free.	542,223	150,497	625,975	199,967	674,369	186,976	665,560
Aniline oil, crude.....	"	6,352	773	11,200	1,429	21,881	1,731	13,022
Aniline salts.....	"	74,530	7,407	104,065	10,606	38,613	2,731	7,130
Anatto, liquid or solid.....	"	106,291	13,330	116,613	13,178	82,776	9,956	119,637
Antimony, or regulus of, not ground, pulverized or otherwise manufactured.....	"	16,689	1,346	49,956	3,764	89,969	3,961	178,555
Antimony salts, viz.: Tartar emetic, chlorine and lactate (antimonine).....	" "	9,050	1,360	11,496	1,792	5,751	1,186	39,523
	"					770	10,745	4,893

4 GEORGE V., A. 1914

TRADE OF CANADA WITH UNITED STATES—Continued.
PRINCIPAL ARTICLES IMPORTED THEREFROM—Continued.

ARTICLES.	1909.		1910.		1911.		1912.		1913.	
	Quantity.	Value.	Quantity.	Value.	Quantity.	Value.	Quantity.	Value.	Quantity.	Value.
		\$		\$		\$		\$		\$
Drugs, dyes, chemicals, &c.:— <i>Cont.</i>										
Antiseptic surgical dressings such as absorbent cotton, cotton wool, lint, lamb's wool, tow, jute, gauze and oakum, prepared for use as surgical dressings, plain or medicated	232,423	48,702	212,932	69,785	207,070	93,747	262,075	94,964	410,980	141,986
Arsenic, sulphide of	13,066	8,480	21,555	6,476	8,332	5,280	68,537	1,300	7,115	19,767
Arsenious oxide		769		1,005		287				330
Bacteriological products or serum for subcutaneous injection		44,677		53,602		62,737		79,981		163,197
Beans:—										
Tonquin, crude only	3,094	2,287	3,166	2,399	1,670	2,582	719	1,416	948	2,106
Vanilla, crude only	11,266	28,479	15,166	43,487	11,754	33,467	18,307	67,263	17,868	66,449
Bichloride of tin	23,660	2,750	36,220	3,947	25,966	3,321	27,479	4,195	35,043	5,431
Borax, in bulk of not less than 25 lbs.	167,946	4,150	82,477	3,307	374,395	13,083	537,482	18,398	540,800	17,486
Brimstone, crude, or in roll or flour, and sulphur in roll or flour	17,171,242	181,183	25,739,168	270,202	30,948,002	313,752	32,162,831	341,929	58,045,460	605,198
Burgundy pitch	112,820	1,188	26,273	1,064	26,756	1,085	10,509	499	90,386	3,688
Camwood and sinnae and extract thereof	294,854	9,581	162,969	5,281	90,657	2,930	166,499	3,863	119,671	3,421
Casein		8,066		6,684		16,512		14,485		1,200
Chloralum and chloride of aluminium	200	34	514	25	2,700	612	3,600	806		
Chloride of lime and hypo-chlorite of lime in packages of not less than 25 pounds	749,241	10,364	1,185,060	13,975	1,979,324	22,981	2,855,144	29,138	2,889,349	24,626
Cochineal	1,215	479	1,005	289	1,286	365	1,757	835	1,579	721
Cream of tartar in crystals	421,144	72,860	260,582	43,230	282,066	47,011	293,563	62,237	288,401	56,427
Cyanide of potassium, cyanide of sodium, cyanogen or compound of bromine and potassium for reducing metals in mining operations										
Dextrine, dry	86,078	15,334	263,650	45,350	213,861	37,021	306,300	46,097	340,330	54,175
	650,115	22,391	948,990	30,550	946,751	26,849	1,150,434	34,647	1,593,031	58,560

SESSIONAL PAPER No. 10a

Dragon's blood.....	Free.	Lbs.	413	222	664	359	412	369	426	385	671	627
Dyeing or tanning articles in a crude state used in dyeing or tanning, N.O.P.....	"	"	1,727,886	36,623	2,312,862	52,774	5,689,220	133,231	8,740,589	110,599	6,738,506	140,556
Flowers, leaves and roots:—												
Roots, medicinal, viz: Alkmet, crude, crushed or ground, aconite, calumba, foliae digitalis, gentian, ginseng, jalap, ipecacuanha, iris, orris root, liquorice, sarsaparilla, squills, taraxacum, thubarbar and valerian, unground.....	Dut.	Lbs.	107,428	9,526	128,055	8,420	107,522	27,711	134,795	24,102	147,105	30,670
Gelatine and isinglass.....	Free.	"	31,686	43,411	30,938	41,414	42,563
Glycerine, crude, for the manufacture of refined glycerine.....	"	"	41,640	4,325	214,817	30,317
Glycerine for manufacture of explosives.....	Dut.	"	910,244	105,080	967,148	142,423	2,067,277	369,912	2,437,117	669,993	1,763,851	287,351
Gums, viz:—	Dut.	"	58,143	7,570	480,254	80,752	352,014	73,308	60,499	12,525	58,286	9,062
Amber, Arabic, Australian, copal, damar, elemy, kauri, mastic, sandaric, senegal, tragacanth, gcedda, barberry, pontianac and lac, crude, seed, bottom, stick, and shell.....	Free.	"	1,766,762	273,178	2,635,704	338,441	2,779,220	365,857	3,109,926	426,928	3,512,369	145,435
Chicle or sappato gum, crude.....	"	"	6,168,938	1,993,890	5,668,828	1,841,496	7,723,185	2,399,802	5,800,736	1,791,154	3,083,025	997,713
Other gums.....	Dut.	"	25,062	12,072	29,382	5,550	8,728	2,981	16,287	7,775	24,023	12,658
Indigo and indigo paste.....	Free.	"	67,605	12,677	132,639	24,293	103,322	19,123	97,251	17,501	66,477	10,697
Iodine, crude.....	"	"	93	207	752	1,478	631	1,259	693	1,297	349	848
Iron liquor, being solution of acetate or nitrate of iron adapted for dyeing and calico printing.....	"	"	1,570	2,463	2,258	2,700	4,872
Liquid preparations, non-alcoholic, for disinfecting, dipping or spraying, N.O.P.....	Dut.	Lbs.	16,333	19,617	33,873	46,982	58,153
Liquorice, paste, &c., unsweetened.....	"	Lbs.	738,913	62,218	771,552	63,105	750,647	61,307	763,844	61,185	895,736	78,994
Logwood and fustic, ground.....	Free	"	214,467	3,936	104,289	1,432	89,289	1,261	3,131	179	9,830	124
Logwood, &c., extract of.....	"	"	23,154,459	573,635	23,015,067	641,827	29,448,512	828,779	24,064,617	644,842	36,367,119	976,288
Magnesia.....	Dut.	"	125,710	7,482	137,876	3,829	399,518	8,149	220,127	9,246	474,156	20,831
Malt, extract of, fluid or not, including grain molasses.....	"	"	35,977	41,646	51,075	54,127	50,517
Manganese, oxide of.....	Free.	Lbs.	308,197	5,510	611,661	10,479	973,280	13,555	1,458,110	18,342	2,276,004	25,433
Medicinal, chemical and pharmaceutical preparations, including proprietary preparations (dry):—	Dut.	"	297,986	363,192	395,301	476,330	534,131
" " (all other).....	"	"	72,529	79,196	82,305	92,297	99,861
Morphine.....	"	Ozs.	83	246	5	17	280	907	5	22
Musk, in pods or in grains.....	Free.	"	211	1,921	142	1,912	122	1,729	281	2,381	236	3,687

4 GEORGE V., A. 1914

TRADE OF CANADA WITH UNITED STATES—Continued.
PRINCIPAL ARTICLES IMPORTED THEREFROM—Continued.

ARTICLES.	1909.		1910.		1911.		1912.		1913.	
	Quantity.	Value. \$	Quantity.	Value. \$	Quantity.	Value. \$	Quantity.	Value. \$	Quantity.	Value. \$
Drugs, dyes, chemicals, &c.:— <i>Con.</i>										
Nit galls, and extracts thereof...	10,065	1,222	11,976	1,803	6,344	838	10,979	1,387	18,404	2,419
Picusporous	9,195	3,632	11,955	3,425	7,143	2,192	15,177	4,336	14,915	4,612
Potassa or potash:—										
Bichromate of, crude	19,709	1,306	34,558	2,435	38,144	2,986	5,682	530	12,125	901
Caustic in packages less than 25 lbs. each	8,820	421	17,988	1,060	33,339	1,590	42,184	1,572	43,869	2,337
Caustic, in packages of not less than 25 lbs. each	225,295	13,094	229,016	12,720	348,071	19,890	400,025	24,055	442,975	23,856
Chlorate of, not further prepared than ground	544,807	42,097	436,977	30,373	430,921	31,015	493,996	37,598	490,916	36,931
Muriate and sulphate of	1,469,277	29,494	2,488,051	51,573	2,882,669	55,051	2,688,337	51,618	6,214,942	111,349
Nitrate of, or saltpetre	1,067,968	51,829	804,446	38,592	1,308,081	59,864	1,471,149	70,255	1,064,822	52,025
Red and yellow prussiate of	75,430	3,386	81,331	6,925	922	246	5,401	730	11,939	1,725
Pyroxylin and wood naphtha, preparations of, for coating imitation leather, and for the manufacture of leather belting ..										
Quicksilver	80,810	40,352	269,337	139,340	112,318	9,328	47,275	11,532	...	16,314
Quinine, salts of	54,679	8,637	54,541	8,950	61,770	9,703	66,742	29,957	71,591	35,814
Radium						330	...	10,123	87,253	15,503
Red liquor, being a crude acetate of aluminum prepared from pyro-ligneous acid, and adapted for dyeing and calico printing										562
Saffron, saffron cake, safflower and extract of	267	218	1,565	980	246	666	484	687	624	759
Sal ammoniac	28,193	1,491	106,174	5,642	84,580	4,632	105,857	5,861	104,452	4,994
Salts, glauher	91,948	421	320,249	1,402	733,387	3,585	1,292,771	5,678	1,530,057	7,145
Soda:—										
Arseniate, binarseniate and stannate of	2,491	194	1,829	113	8,457	420	3,550	238	400	27
Bicarbonate of	1,634,590	16,124	1,297,439	12,270	1,417,637	16,469	1,109,093	10,556	1,636,961	16,497
Bichromate of	54,288	1,101	237,104	6,298	37,397	2,095	56,020	3,178	152,026	8,208
Bisulphite of	1,041,578	10,996	868,117	9,601	720,532	7,924	538,850	5,690	998,054	10,699

SESSIONAL PAPER No. 10a

Caustic, in packages less than 25 lbs.	Dut. Lbs.	35,248	2,537	46,724	3,105	86,292	4,509	73,399	4,714	98,467	5,519
Caustic, in packages not less than 25 lbs.	Free.	3,334,996	67,552	2,574,660	55,218	3,949,371	81,797	5,225,563	103,383	8,307,148	157,674
Chlorate of	"	1,221,300	33,417	36,840	2,611	121,302	6,962	321,631	19,519	36,705	2,692
Hyposulphite of, for tanning leather	{ Dut. Free.	5,764 80,000	1,421 903 542,240 6,416 480,000 6,266 742,329 8,025
Nitrate of or cubic nitre	"	29,795,214	478,671	25,581,966	491,973	18,270,414	377,618	24,474,539	538,340	42,219,119	975,102
Nitrite of	"	3,508	287	2,587	186	40,292	1,506	3,065	929
Peroxide of	"	16,977	3,939	14,266	4,667	16,289	5,597	25,250	8,631	25,065	7,655
Prussiate and sulphate of	"	148,572	3,387	400,121	6,390	247,397	4,137	287,517	4,766	214,449	5,341
Sal	"	6,867,464	68,365	7,167,736	83,392	5,191,384	42,538	4,881,472	32,665	5,503,692	35,902
Silicate of, in crystal or in solution	"	2,251,168	15,408	2,894,138	21,664	5,455,739	36,017	7,274,363	48,789	10,561,710	61,061
Soda ash or barilla	"	4,503,366	41,124	7,407,863	74,967	11,278,008	127,469	16,560,511	162,014	20,523,458	185,871
Sulphate of, crude, known as salt cake	"	161,863	880	3,712,111	16,442	6,920,852	37,868	4,749,894	31,587	11,187,106	64,179
Sodium, hyposulphite	Dut.	2,434	1,607	2,333	3,224	2,876
Sulphide of	Free. Lbs.	713,944	22,007	712,892	10,630	662,496	5,503	710,248	11,372	1,032,100	14,526
Spirits and strong waters of any kind, mixed with any ingredient or ingredients, and being known or designated as anodynes, elixirs, essences, extracts, lotions, tinctures or medicines, or ethereal and spirituous fruit essences, &c. O.P.	"
Sulphate of copper (blue vitriol) ..	Dut. Galls.	862	7,420	1,900	18,281	2,126	19,845	2,233	25,969	2,496	30,918
Sulphate of iron (copperas)	Free. Lbs.	611,178	28,755	973,425	42,640	1,059,053	38,882	906,393	40,197	1,258,954	67,701
Sulphuric ether, chloroform and solutions of peroxide of hydrogen	"	540,541	4,517	428,627	3,323	736,556	5,847	341,147	2,714	448,828	3,611
Tartaric acid crystals	Dut.	112,535	15,325	160,017	19,480	76,285	18,602	185,832	24,665	226,815	33,239
Terra japonica, gambier or cutch ..	Free.	68,509	14,369	68,164	14,173	15,350	3,382	3,591	886	3,554	1,092
Tumeric	"	791,353	38,490	1,796,163	77,269	3,626,976	134,252	2,687,972	103,336	4,003,358	130,182
Vaseline and all similar preparations of petroleum	"	30,789	2,233	44,397	2,835	29,732	1,901	37,851	2,393	35,831	2,166
Zinc dust	Dut.	15,269	17,356	22,184	18,177	21,527
Zinc, sulphate and chloride of	Free. Lbs.	24,413	1,155	51,779	2,816	23,507	1,733	107,145	7,622	142,356	9,980
Other drugs, &c.	{ Dut. Free.	55,468	312,884 94,635	99,274	2,663 395,790	113,189	3,655 479,397	193,728	6,747 571,975	249,380	9,056 537,058
Total drugs &c.	{ Dut. Free.	1,142,520 4,724,602	1,484,831 5,187,156	1,686,272 6,259,968	1,886,619 5,956,606	2,336,885 6,385,068
Earthenware and chinaware:— Brown or coloured earthen and stoneware, and Rockingham ware	Dut.	17,913	30,665	39,723	41,189	10,098

4 GEORGE V., A. 1914

TRADE OF CANADA WITH UNITED STATES—Continued.

PRINCIPAL ARTICLES IMPORTED THEREFROM—Continued.

ARTICLES.	1909.		1910.		1911.		1912.		1913.	
	Quantity.	Value.	Quantity.	Value.	Quantity.	Value.	Quantity.	Value.	Quantity.	Value.
Earthenware and chinaware:— <i>Con.</i>		\$		\$		\$		\$		\$
China and porcelain ware, N.O.P.		13,164		11,922		18,330		13,188		17,434
C.C. or cream-coloured ware, decorated, printed or sponged, and all earthenware, N.O.P.		37,955		53,748		46,170		38,162		58,819
Dentist's chairs, crocks, &c.		8,586		7,021		5,612		4,357		22,843
Tableware of China, porcelain, white granite or ironstone		29,963		25,951		30,056		36,813		36,567
Tiles or blocks of earthenware or stone prepared for mosaic flooring		31,107		47,566		70,789		94,956		138,662
Tiles, earthenware, N.O.P.		39,270		39,160		32,231		73,576		147,321
Other earthenware, &c.		38,646		54,524		95,977		120,689		118,520
Total earthenware, &c.		216,604		269,857		338,908		422,930		580,364
Earths, crude only		1,334		1,208		8,477		8,169		14,213
Elastic, round or flat, including garter elastic		34,522		41,867		37,874		43,395		38,653
Electric apparatus:—										
Electric light carbons and carbon points, of all kinds	2,750	24,180	2,195	27,939	3,660	36,798	1,503	28,517	3,022	39,651
Electric apparatus, N.O.P., insulators of kinds, &c., electric and galvanic batteries, telegraph and telephone instruments		54,739	992,463	162,460	1,111,569	196,023	1,049,210	191,630	1,601,319	300,263
Electric motors, generators, dynamos and sockets		1,569,662		2,490,734		3,765,632		4,012,873		5,832,662
Incandescent lamp bulbs and glass tubing for use in the manufacture of incandescent lamps and mantle stocking for gas light		310,490		426,859		542,748		870,674		1,312,433
		42,039		52,849		74,744		99,081		111,507

[illegible]

TRADE OF CANADA WITH THE UNITED STATES—Continued.
 PRINCIPAL ARTICLES IMPORTED THEREFROM—Continued.

ARTICLES.	1909.		1910.		1911.		1912.		1913.	
	Quantity.	Value.	Quantity.	Value.	Quantity.	Value.	Quantity.	Value.	Quantity.	Value.
Fertilizers:— <i>Cont.</i>		%		%		%		%		%
Fertilizers, unmanufactured, N. O.P.	2,513	7,315	5,210	4,337	40,575	21,385	40,485	13,212	20,806	22,386
Guano and other animal manure..		4,583	21,454	16,551						
Kamite and other German mineral potash salts for fertilizers.....	1,237,840	7,993	1,483,569	6,249	429,181	2,015	371,641	3,483	42,200	252
Phosphate rock.....		34,565		47,068		60,762		42,540		24,137
Other fertilizers.....		44								72
Total fertilizers.....		339,436		350,907		399,476		413,338		480,379
		128,741		129,220		138,633		121,778		103,191
Fisheries, articles for use of:—										
Bank, cod, pollock and mackerel fish lines; and mackerel, her- ring salmon, seal, seine, mullet, net and trawl twine in barks or coil, barked or not, in variety of sizes and threads, including gilling thread in balls, and head ropes for fishing nets, manilla rope not exceeding 1½ inches in circumference for holding traps in the lobster fishery; barked marine, and net morsels of cotton, hemp or flax, and fishing nets or seines, when used exclu- sively for the fisheries, and not including lines or nets commonly used for sportsman's purposes...		428,087		455,018		589,989		572,724		704,869
Fish hooks for deep sea or lake fishing, not smaller in size than No. 2-0, not including hooks commonly used for sportsman's purposes.....		262		829		737		558		2,378

SESSIONAL PAPER No. 10a

Trawls, trawling spoons, lybooks, sinkers, swivels and sportsman's fishing bait, and fish hooks, N.O.P.	20,828	23,289	24,285	19,717	24,953
Total fisheries, articles for use of.	20,828	23,289	24,285	19,717	24,953
	428,349	455,888	500,726	573,282	707,217
Fish:—					
Anchovies, sardines, sprats and other fish, packed in oil or other wise, in tin boxes, weighing over 20 ozs., and not over 36 ozs. each.	570	10	80	42	119
Anchovies, sardines, &c., in tin boxes weighing over 12 ozs. and not over 20 ozs.	7,741	535	380	524	67
Anchovies, sardines, &c., when packed in tin boxes weighing over 8 ozs. and not over 12 ozs. each.	13,964	1,174	190	106	431
Anchovies, sardines, &c., when packed in tin boxes weighing 8 ozs. or less.	185,289	8,259	6,110	3,953	3,840
Bait fish, fresh, not in barrels.	64,200	692	1,754	1,548	3,336
Bait fish, salted, not in barrels.		12		341	
Cod, haddock, ling, and pollock;—					
Fresh.	770,736	27,270	13,716	14,130	8,415
Dry salted.	263,889	6,174	19,509	23,744	10,959
Pickled, in barrels.	227		41	1,795	40
Smoked.	3,460	407	65	51	138
Fish preserved in oil, N.O.P.		320	303	389	410
Halibut, fresh, not in barrels.	1,091,492	53,768	76,431	149,224	154,029
Harrings, pickled or salted.	118,995	5,761	18,180	16,013	10,362
Live fish and fish eggs for propagating purposes.		176	104	189	99
Lobsters;—					
Fresh (not alive).	282	675	3,512	6,707	3,122
Canned, N.O.P.	125	44		1,792	442
Mackerel;—					
Fresh.	3,976	443	1,651	5,734	322
Pickled.	3,937	606	17,905	3,129	898
Oysters;—					
Fresh, in shell.	4,382	25,047	25,173	27,676	28,030
Shelled in bulk.	193,367	284,347	265,307	321,779	316,950
Canned, in cans not over one pint.	269,439	45,472	40,491	47,782	51,850
Canned, in cans over one pint and not over one quart.	17,936	8,362	8,170	7,019	5,162
Canned, in cans exceeding one quart.	3,892	321	1,713	405	1,202
Prepared or preserved, N.O.P.	42,536	4,863	2,026	1,852	2,525

4 GEORGE V., A. 1914

TRADE OF CANADA WITH UNITED STATES—Continued.

PRINCIPAL ARTICLES IMPORTED THEREFROM—Continued.

ARTICLES.	1909.		1910.		1911.		1912.		1913.	
	Quantity.	Value.	Quantity.	Value.	Quantity.	Value.	Quantity.	Value.	Quantity.	Value.
Fish:—<i>Can.</i>		\$		\$		\$		\$		\$
Salmon:—										
Fresh.....	26,163	1,887	871,100	20,991	55,897	3,289	700,480	10,156	39,342	2,928
Pickled or salted.....	2,882	157	2,170	158	30,472	1,063	15,922	1,313	7,384	511
Smoked.....	4,790	858	8,503	1,438	8,070	1,449	8,695	1,698	6,397	1,392
Canned, prepared or preserved.....	620	84	977	111	804	143	8,805	839	550,053	78,764
Seed and breeding oysters, imported for the purpose of being planted in Canadian waters.....		887		5,829		7,961		9,990		7,151
Smoked or boneless fish.....	14,023	1,253	17,930	1,391	12,129	1,276	17,653	1,583	17,613	2,417
Other fish.....		56,199		97,073		100,269		98,918		183,068
		36		188		95		387		63
Total fish.....		483,817		595,724		640,198		753,228		872,290
		1,412		6,193		8,160		10,766		7,313
Flax, hemp and jute and mfrs. of:—										
Bags or sacks of linen, hemp or jute.....		34,619		79,304		33,215		46,289		76,248
Carpeting, rugs, matting and mats.....		2,532		2,817		2,448		1,217		12,736
Carpet linings and stair pads.....		2,348		1,563		2,021		3,733		1,148
Clothing:—										
Blouses and shirt waists.....		1,092		5,358		3,656		326		250
Shirts.....		2,903		4,163		199		2,104		2,497
Other clothing, N.O.P.....		8,568		21,827		13,976		10,579		7,614
Damask of linen, uncoloured, in the piece, stair linen, diaper, doilies, tray cloths, uncoloured table cloths, or napkins of linen, quilts, counterpanes, pillow cases of linen, and sheets.....										
Embroideries and lace of linen, white and cream-coloured.....		8,858		9,076		13,108		16,178		19,482
Fabrics:—		90		395		81		45		29
Brown or bleached.....	11,026	1,576	21,640	2,180	10,325	1,420	25,732	2,578	54,774	6,873

SESSIONAL PAPER No. 10a

Canvas for ship's sails	Dut.	Free.	Yds.	808	1,802	503	493	669	150,000	1,698
Jute canvass, uncoloured				9,471		214				8,900
Jute cloth, as taken from the loom, not coloured, cropped, mangled, pressed, calendered, nor finished in any way	"	"		786	166,971	9,280	585,911	10,775	624,102	31,615
Jute cloth, uncoloured, not further finished than cropped, bleached, mangled or calendered	Dut.			43,776	794,887	36,839	588,377	53,641	112,019	6,197
Printed, dyed or coloured, N.O.P.	"	"		737	12,014	2,096	21,688	562	23,941	3,335
Tailors' holland of linen and towelling in the web	"	"		492	13,502	1,022	6,402	1,631	9,153	950
Unbleached, N.O.P.	"	"		3,120	27,173	3,316	49,661	4,554	273,850	26,773
Fibrilla, flax fibre, and flax tow ..	Free.	Cwt.		296	151	657	121	1,946	2,245	13,683
Handkerchiefs	Dut.			1,760		2,219		331		2,166
Hemp, dressed or undressed	Free.	Cwt.		243,899	31,390	182,016	43,880	230,710	33,070	183,997
Horse clothing of jute, shaped or otherwise manufactured	Dut.			1,715		1,974		2,297		2,750
Jute bates and jute	Free.	Cwt.		419	396	1,552	1,012	3,494	141	2,929
Sail twine of flax, or hemp to be used for boats' and ships' sails.	Dut.	Lbs.		17	4,102	438	40	1,353	5,478	497
Thread, linen, N.O.P.	"	"		3,120	5,671	3,773	10,297	5,953	7,239	3,330
Towels	"	"		1,014		1,589		2,391		3,445
Yarn:—										
Jute or hemp yarn, plain, dyed or coloured	Free.	Lbs.		23,646	317,010	27,101	396,699	26,815	339,925	68,919
Linen yarn, for the manufacture of towels and damask	Dut.			21,979	100	31	5,822	1,223	32,916	4,912
Other flax, &c.	Free.					29,606		33,433	36,173	86,581
Total flax, hemp, jute, &c. (Free)	Dut.	Free.		144,214		210,158		156,112		265,108
				278,547		220,851		298,598		314,365
	Free.			350		610		1,923		3,297
	Dut.			15,279		15,104		20,907		19,384
Fossils	Dut.	Lbs.		4,258	79,900	6,437	169,044	12,662	27,977	16,833
Foundry facings of all kinds	"	"		41,639	1,486,901	67,502	1,813,162	105,169	2,002,534	140,724
Fruits and nuts:—	"	"		94,249	1,934,702	82,924	2,936,432	135,550	2,992,150	190,318
Dried:—	"	"		31,172	1,067,020	51,688	993,331	48,874	1,291,342	74,113
Fruits:—	"	"		630,782	3,974,407	329,927	8,404,459	12,874,568	8,426,208	426,629
Prunes and plums, unpitted	"	"		308,775	9,764,407	313,517	11,006,158	535,928	12,894,540	846,194
Raisins	"	"		377,361	7,435,496	231,738	4,399,647	289,181	3,897,436	18,244,211
Other dried fruits, N.O.P.	"	"		187,786	3,702,555					5,032,834
Nuts:—	"	"		17,944	137,125	15,800	173,541	19,551	241,069	42,555
Almonds	"	"		23,245	384,682	26,131	356,569	30,669	392,603	53,347
Brazil, not shelled	"	"								

[illegible]

[illegible]

4 GEORGE V., A. 1914

TRADE OF CANADA WITH THE UNITED STATES—Continued.
PRINCIPAL ARTICLES IMPORTED THEREFROM—Continued.

ARTICLES.	1909.		1910.		1911.		1912.		1913.	
	Quantity.	Value.	Quantity.	Value.	Quantity.	Value.	Quantity.	Value.	Quantity.	Value.
Gutta-percha, India rubber and mfrs. of:— <i>Con.</i>		\$		\$		\$		\$		\$
Hard rubber unfinished in tubes for manufacture of fountain pens	Dut.					4,625		6,552		8,163
Hose, including cotton or linen lined with rubber	" "	55,545	91,983	85,741				93,570		139,092
Packing, mats and matting	" "	65,755	68,882	59,231				70,773		93,147
Rubber and gutta-percha, crude										
canebroune or India rubber manufactured	1,969,728	1,620,907	2,849,564	3,263,682	2,646,824	3,316,262	4,079,053	3,888,595	4,996,487	4,528,681
Rubber, powdered, and rubber or gutta-percha waste or junk	" "	165,690	2,321,487	232,202	1,550,440	206,508	2,166,985	265,045	1,487,470	217,803
Rubber recovered and rubber substitute and hard rubber in sheets	" "	621,143	3,768,983	611,683	4,126,956	938,129	4,864,630	791,727	5,309,313	864,354
Rubber thread, not covered	953	1,480	3,420	4,836	3,766	9,448	11,289	21,853	14,935	26,641
Tires of rubber for vehicles of all kinds	Dut.	96,108		158,023		460,872		666,411		1,507,196
Other gutta-percha, &c.	" "	332,052		478,869		568,049		645,177		755,166
	Free.			43		167				
Total gutta-percha, &c.	Dut.	683,136		1,007,352		1,417,546		1,606,307		2,769,148
	Free.	2,409,220		4,142,446		4,470,514		4,967,218		5,637,479
Hair and mfrs. of:—										
Braids, chains or cords	Dut.	1		956		977		337		395
Hair cloth of all kinds	" "	4,914		6,133		10,939		3,487		2,811
Curled or dyed, N.O.P.	" "	21,401	13,623	41,824	4,404	23,123	98,851	43,899	413,675	86,037
Hair, cleaned or uncleaned, not dyed, curled or otherwise manufactured	" "									
Horse hair, not further manufactured than simply cleaned and dipped or dyed	Free.	552,173	360,628	72,747	521,162	116,092	620,835	163,177	789,637	89,132
	" "									
	" "	40,178	27,766	81,629	100,092	85,544	137,912	91,952	243,224	125,547

SESSIONAL PAPER No. 10a

Other hair, &c.....	Dut.....	27,160	44,599	32,439	41,260	31,685
Total hair and mfrs. of....	{ Dut.....	53,476	93,512	73,478	88,983	120,928
	{ Free.....	82,373	129,286	291,636	195,129	214,679
Hats, caps and bonnets &c—	Dut.....	363,204	448,859	473,519	580,065	689,353
Beaver, silk or felt						
Braids or plaits of chip, palm leaf,						
manilla, willow, osier, rattan,						
straw, Tuscan or grass, suitable						
for making or ornamenting hats,						
Buckram, adapted for the manufac-						
ture of hat and b. net shapes....						
Hatters' hands (not cords), bind-						
ings and hat sweats; hatters' tips						
and sides when cut to shape, and						
cashmere when cut to shape for						
under brims and hat covers, for						
the manufacture of hats.....						
Hat, cap and bonnet shapes, and						
hat and bonnet crowns.....						
Hatters' furs, not on the skin....						
Hatters' plush of silk or cotton....						
Hoods, unfinished, composed of						
'leghorn,' manilla, palm leaf,						
grass, willow or chip, not bleach-						
ed or blocked.....						
Straw, grass, chip or other ma-						
terial, N.O.P.....						
Total hats, &c....	{ Dut.....	2,370	4,247	6,534	1,796	1,905
	{ Free.....	522,564	580,150	662,323	875,667	1,185,176
		905,203	1,078,208	1,173,842	1,501,369	1,910,972
		173,379	283,660	266,734	302,634	322,249
Hay.....	Dut. Tons	126,738	138,423	231,218	307,426	486,190
Hemp paper, made on four cylinder						
machines and calendered to be-						
tween .006 and .008 thickness						
adapted for the manufacture of						
shot shells; and felt board sized						
and hydraulic pressed and covered						
with paper or uncovered adapted						
for the manufacture of gun wads,						
Hides and skins other than fur....						
Honey.....	Dut. Lbs.	3,835	10,087	15,114	16,857	14,598
Hops.....	"	1,458,480	1,760,420	2,244,280	2,663,196	3,215,266
Ice.....	"	13,690	136,088	25,659	26,140	380,803
Lac.....	"	108,747	147,752	156,427	191,388	348,011
Luk, writing and printing.....	Free.....	26,703	9,373	7,036	19,891	8,813
	Dut.....	113,714	133,140	113,296	102,869	116,572

4 GEORGE V., A. 1914

TRADE OF CANADA WITH UNITED STATES—Continued.

PRINCIPAL ARTICLES IMPORTED THEREFROM—Continued.

ARTICLES.	1909.		1910.		1911.		1912.		1913.	
	Quantity.	Value.	Quantity.	Value.	Quantity.	Value.	Quantity.	Value.	Quantity.	Value.
Iron sand or globules or iron shot and dry putty adapted for polishing glass or granite or for sawing stone...	104,380	3,467	116,158	4,792	69,009	3,465	93,526	5,965	145,078	7,754
Ivory:—										
Ivories, piano key.....		979		516		959		1,478		34,923
Ivory, unmanufactured.....	684	4,023	278	1,235	521	2,131	848	3,240	1,180	6,963
Ivory, manufactures of, N.O.P.....		21,779		19,892		21,920		21,804		1,066
Jewellery.....		690,642		909,560		895,881		1,015,490		1,166,919
Junk and oakum.....	6,940	24,307	32,769	45,387	10,337	33,506	18,832	53,708	17,552	53,577
Knitted goods of every description, N.O.P.....		171		266		7,156		9,908		30,264
Laces, boot, shoe, shirt and stay.....		16,513		26,020		18,330		18,207		42,788
Leather and furs, of:—										
Belting leather of all kinds.....	6,787	3,417	13,074	7,317	44,573	15,530	21,970	10,096	15,966	10,451
Calf, kid or goat, lamb and sheep skins, tanned.....	8,222	5,506	36,096	4,915	136,691	69,093	41,719	27,678	100,204	55,355
Calf, kid, lamb, and sheep skins, dressed, waxed or glazed.....	248,813	242,294	195,054	184,493	389,561	324,884	624,533	432,841	518,757	308,654
Glove leathers, tanned or dressed coloured or uncoloured, for the manufacture of gloves.....	768,404	423,727	963,746	548,180	880,937	506,227	1,088,414	577,273		796,342
Harness leather.....	7,193	4,096	3,650	2,505	3,277	2,259	13,358	4,460	21,796	9,832
Japaned, patent or enamelled leather and Morocco leather and leather in imitation of Morocco leather.....	39,294	43,571	55,125	60,935	130,227	133,801	124,245	106,348	63,134	43,136
Skins for Morocco leather, tanned but not further manufactured.....	2,742	1,866	12,042	7,682	24,233	11,104	8,012	3,465	26,807	12,410
Sole leather.....	80,273	24,638	46,124	14,253	61,993	13,947	150,966	30,574	294,391	63,798
Tanners' scrap leather.....	30,725	2,901	82,868	5,523	24,935	3,269	14,579	3,035	51,000	6,551
Upper leather, not dressed, waxed or glazed.....		2,214	12,143	4,454	1,414	1,147	4,073	2,115	29,078	14,736

SESSIONAL PAPER No. 10a

Upper leather, including dongola, cordovan, kangaroo, alligator and all leather, dressed, waxed, or glazed, or further finished than tanned, N.O.P., and elamons skins.....	76,830	68,340	151,236	135,717	314,015	288,337	236,582	195,094	321,974	271,582
Other leather and skins, N.O.P.....	34,329	15,018	38,640	21,513	57,510	29,382	174,380	83,789	437,922	192,945
Other leather dressed, waxed, or glazed, &c., N.O.P.....	222,351	189,348	598,084	378,505	445,258	327,604	572,461	440,093	1,473,383	1,137,291
Manufactures;—										3,547,503
Belting.....		40,048		51,464		53,899		106,951		204,229
Boots and shoes, slippers and insoles of leather, N.O.P.....		1,138,313		1,323,583		1,754,500		2,422,264		
Boots and shoes pegged or wire fastened, with unstitched soles, close edged.....		8,768		15,369		25,423		41,465		39,988
Harness and saddlery, including horse boots.....		93,655		137,488		170,956		198,297		165,866
Other mfrs. of leather.....		208,334		284,864		364,810		469,289		737,076
Total leather and mfrs. of.		2,516,654		3,188,760		4,043,112		5,157,127		7,677,745
Line.....	153,809	103,125	190,327	116,175	194,809	143,338	229,565	162,093	360,209	225,411
Line-jute.....	7,730	11,044	16,416	19,929	31,865	37,489	40,023	49,226	52,903	64,550
Machine card clothing.....	3,719	877	582	180	6,277	1,027	3,624	737	150	36
Machine lanterns and slides therefor.....		8,756		9,091		11,364		11,568		16,545
Marble and mfrs. of:—		178,296		325,976		422,542		551,208		876,870
Marble, sawn or sand rubbed, not polished.....										
Rough, not hammered or chiselled.....		93,300		96,310		138,280		158,992		203,319
Other marble, &c.....		9,138		1,398		20,177		55,086		59,539
Total marble and mfrs. of.....		77,864		50,178		101,538		155,469		190,926
Matrasses.....		180,392		147,886		200,024		369,547		453,804
Menageries.....		6,258		4,572		4,539		4,976		15,905
Metals and minerals and mfrs. of:—		186,270		126,257		263,633		1,019,182		335,316
Brass and mfrs. of:—										
Bars and rods, in coils or other-wise, in lengths not less than 6 feet, unmid.....		43,250		11,917		12,100		11,020		18,768
Blocks, tugots or pigs.....	11,170	168,353	24,481	352,451	30,654	424,181	35,489	512,237	53,254	912,290
Cups for the manufacture of electric batteries.....	796	10,315	1,112	14,114	3,871	43,776	17,496	198,231	19,820	292,526
Cups, being rough blanks, for the manufacture of paper shells or cartridges.....		572		630		2,770		1,146		1,438
Total metals and minerals and mfrs. of.....		10,422		13,524		16,021		24,297		80,291

SESSIONAL PAPER No. 10a

Tubing, in lengths not less than 6 feet, and not polished, bent or otherwise manufactured...	Free.	Lbs.	180,976	41,206	174,116	38,342	287,882	63,862	278,551	61,244	481,438	115,375
Wire cloth, or woven wire of copper.....	Dut.			375		339		2,101		3,754		1,039
Wire, plain, tinned or plated..	"	Lbs.	140,215	35,649	280,901	61,089	272,406	64,135	376,966	72,741	466,249	103,434
Other copper, &c.....	{			64,658		86,752		144,981		184,399		279,429
Total copper and mfrs. of..	{			102,621		149,360		212,775		262,411		389,353
Electro-plated ware and gilt ware of all kinds, N.O.P....	Dut.			2,309,190		3,197,744		3,837,659		4,828,598		6,890,188
Sterling or other silverware, N.O.P.....	"											
Other gold, &c.....	{											
Total gold and silver and mfrs. of..	{			167,229		165,867		190,992		200,929		338,337
Electro-plated ware and gilt ware of all kinds, N.O.P....	Dut.			58,736		80,057		78,316		89,843		69,245
Sterling or other silverware, N.O.P.....	"			16,091		19,908		20,532		40,578		53,742
Other gold, &c.....	{											
Total gold and silver and mfrs. of..	{			242,056		265,832		298,840		331,350		461,324
Iron and steel and mfrs. of;—												
Agricultural implements, viz,—												
Binding attachments.....	Dut.	No.		1,294		156		16,022		26,327		49,319
Cultivators, weeders.....	"	"		26,241		54,251		58,164		67,088		69,172
Drills, seed.....	"	"		123,460		218,480		335,791		349,385		282,335
Farm, road or field rollers....	"	"		9,948		30,822		57		34,781		52,780
Forks, pronged.....	"	"		4,116		3,296		19,854		5,260		6,118
Harrows.....	"	"		61,108		113,814		14,989		143,507		176,776
Harvesters, self-binding.....	"	"		129,775		148,1		11,110		264,890		215,009
Hay loaders.....	"	"		19,926		163,759		25,272		39,643		52,421
Hay tedders.....	"	"		1,174		736		9		4,360		86
Hoes.....	"	"		3,259		1,015		4,225		1,905		1,721
Horse rakes.....	"	"		18,950		30,758		850		30,448		44,176
Knives, edging.....	"	"		238		165		50		93		1,853
Knives, hay or straw.....	"	"		4,129		601		5,426		2,057		7,547
Lawn mowers.....	"	"		17,595		21,935		8,761		48,837		55,457
Manure spreaders.....	"	"		19,750		21,695		705		27,594		21,688
Mowing machines.....	"	"		1,732		62,978		1,367		79,539		76,699
Ploughs.....	"	"		13,104		463,538		52,935		1,351,758		1,393,464
Post hole diggers.....	"	"		762		2,012		4,213		4,378		4,389
Potato diggers.....	"	"		25,468		31,228		607		16,754		64,720
Rakes, N.O.P.....	"	"		2,229		3,533		58,298		3,393		4,738
Reapers.....	"	"		17,009		8,350		827		75,455		1,389
Scythes.....	"	Doz.		1,518		7,265		1,292		8,164		1,752
Sickles or reaping hooks.....	"	"		162		247		688		28		189
Sutlis.....	"	"		35		306		15		81		38

* Included in "Brass in bars," etc.

TRADE OF CANADA WITH UNITED STATES—Continued.

PRINCIPAL ARTICLES IMPORTED THEREFROM—Continued.

ARTICLES.	1909.		1910.		1911.		1912.		1913.	
	Quantity.	Value.	Quantity.	Value.	Quantity.	Value.	Quantity.	Value.	Quantity.	Value.
Metals and minerals and mfrs. of:— <i>Con.</i>		\$		\$		\$		\$		\$
Iron and steel and mfrs. of:— <i>Con.</i>										
Agricultural implements,— <i>Con.</i>										
Spades and shovels of iron or steel, N.O.P.....	1,703	9,481	3,227	17,700	3,854	19,125	3,621	18,063	4,381	20,558
Spade and shovel blanks, and iron or steel cut to shape for the same.....	6	15	20	56	90	295	14	42	3	10
Other agricultural implements.....		47,425		53,081		77,389		95,795		93,577
Parts of.....		514,739		773,776		1,231,443		1,482,017		1,621,516
Total agricultural implements.....		1,585,350		2,596,410		4,460,952		4,181,842		4,384,394
Free. Cwt.	1,940	9,183	2,197	10,778	2,316	12,048	2,882	14,222	2,801	14,352
Anchors.....										
Angles, beams, channels, and other rolled shapes not punched, drilled or further manufactured than rolled, weighing not less than 35 lbs. per lineal yard, not being square, flat, oval or round shapes, and not being railway bars or rails.....	786,102	1,133,540	1,099,468	1,380,832	1,563,340	2,134,078	2,145,011	3,036,097	3,755,265	4,954,886
Angles, beams, channels, girders, tees and other rolled shapes or sections, not punched, drilled or further manufactured than rolled, N.O.P.....	305,611	454,328	703,648	934,557	872,274	1,262,409	1,091,402	1,420,549	1,706,909	2,398,358
Anvils and vises.....		21,671		27,990		41,820		35,833		66,035
Axle and axle parts N.O.P., and axle blanks and parts thereof of iron or steel, for railway, tramway or other vehicles.....	22,093	54,874	20,669	119,965	27,150	141,532	52,047	232,478	256,963	713,848
Balls, steel, adapted for use on bearings of machinery and vehicles.....		9,463		11,213		19,498		11,372		19,509

4 GEORGE V., A. 1914

SESSIONAL PAPER No. 10a

Bars, bands, hoops, scroll or strip, sheet or plate, rolled or cast steel of any size, thickness or width, galvanized or coated with any material or not, and steel blanks for the manufacture of milling cutters, when of greater value than 3½ cts. per lb.	Dut.	40,688	256,265	70,333	395,990	101,116	586,431	95,530	563,207	204,559	1,223,864
Bar iron or steel, rolled, whether in coils, bundles, rods or bars, comprising rounds, ovals, squares and flats, N.O.P.	"	606,212	938,727	1,123,594	1,531,948	1,692,940	2,334,351	1,714,126	2,334,208	2,439,512	3,401,538
Bars or sheets of steel for the manufacture of shovels.	"	15,472	22,111	26,668	34,590	28,738	40,348	30,415	37,373	40,415	55,370
Bayonets, swords, fencing foils and masks.	"	4,099	3,533	4,496	5,942	3,562
Billets of iron or steel weighing not less than 60 lbs. per lineal yard.	Cwt.	63,401	69,747	409,286	384,216	584,422	571,923	1,478,612	1,376,657	1,089,912	1,672,980
Billets of steel, N.O.P.	"	22,778	28,046	51,142	57,918	11,838	14,708	11,852	11,792	39,455	41,530
Bridges or parts thereof, structural work, columns, shapes or sections, drilled, punched, or in any further state of manufacture, than as rolled or cast N.O.P.	"	55,011	142,367	39,256	93,921	99,567	251,841	189,039	445,757	312,531	822,947
Bridges and tunnels crossing the boundary, material to be used in Canada for the construction of.	Free.	273,043	313,928	5,839	6,247	167,040
Butts and hinges, N.O.P.	Dut.	37,617	61,876	93,080	107,480	17,240
Cart or wagon skins or boxes.	Lbs.	12,919	31,241	132,868	9,945	229,616	9,488	529,656	20,939	453,778
Castings, malleable iron.	Cwt.	7,151	31,241	338,630	13,243	780,009	1,010,113	1,673,758
Castings, N.O.P.	"	10,021	394,868	62,448	13,243	181,725	24,790	293,642	42,009	572,179
Cast scrap-iron.	Tons	142,410	4,522	102,393	133,191	167,915	289,885
Chains, all kinds.	Free.	80,631	174,955	295,063	228,506	270,524
Chain, rods for the manufacture of, not less than ½ inch in diameter.	Cwt.	10,740	14,510	19,784	25,496	27,708	35,461	21,821	29,100	39,048	49,624
Chrome steel.	Dut.	3,057	13,947	4,028	17,581	7,693	30,621	5,483	24,291	8,144	38,566
Cream separators and steel bowls for.	Free	443,170	487,261	263,384	236,311	330,518
Cream separators: — Materials which enter into the construction and form part of, when imported to be used in the manufacture thereof, and articles of metal for use in the manufacture of cream separators for parts.	"	206,715	212,056	345,850	289,618	290,974

SESSIONAL PAPER No. 10a

Forgings of iron or steel, of whatever shape or size, or in whatever stage of manufacture, N. O.P.; and steel shafting, turned, compressed or polished; and iron or steel bars or shapes, N. O.P.	Dut. 10s.	2,132,163	90,581	2,307,388	116,671	2,168,168	114,014	2,531,216	151,921	6,488,563	325,673
Gas buoys—Articles for the manufacture of	Free		22,288		13,675		15,439		11,344		5,457
Guns, rifles, &c.,— Gun barrels in single tubes, forged, roughbored	"				188		1,372				
Guns, rifles, including air guns and air rifles (not being toys), muskets, cannons, pistols, revolvers, or other firearms.	Dut.		232,417		266,707		394,526		467,834		646,112
Materials or parts in the rough, unfinished, and screws, nuts, bands and springs, to be used in rifles to be manufactured for the Government of Canada	Free		10,334		32,452		27,273		16,322		33,274
Tools and machinery not manufactured in Canada up to the required standard necessary for any factory for the manufacture of rifles for the Government of Canada	"		1,938		9,315		6,154		32,714		11,725
Hardware, viz.: Builders' cabinetworkers', upholsters', harnessmakers', saddlers' and carriage hardware, including curries combs, N.O.P.	Dut.		332,637		412,359		600,460		640,826		822,337
Hoop, band, scroll or strips of iron or steel	" Cwt.	105,482	289,868	134,591	280,020	297,162	464,997	388,626	730,419	497,323	944,548
Horse, mule and ox shoes	"		5,872		13,783		18,934		19,576		27,398
Ingots, cogged ingots, blooms, slabs, puddled bars, and loops or other forms, N.O.P., less finished than iron or steel bars, but more advanced than pig iron, except castings	" Cwt.	3,282	3,632	41,358	38,448	25,730	30,988	33,960	34,939	34,140	41,758
Knife blades, or blanks and table forks of iron or steel, in the rough, not handled, filed, ground or otherwise manufactured	"				37		388		154		160
Locks of all kinds	"		212,320		340,551		427,599		419,073		641,550

SESSIONAL PAPER No. 10a

Ore crushers and rock crushers, stamp mills, cornish and belted rolls, rock drills, air compressors, and percussion coal cutters.....	Dut.	144,533	251,662	213,008	220,925	419,497
Presses, lithographic, and typemaking accessories therefor	"	11,820	61,003	65,037	105,675	146,630
Printing presses, newspaper, of not less value by retail than \$1,500 each, of a class or kind not made in Canada.	Free. No.	168,488	97	590,665	492,386	139	591,019	133	595,268
Printing presses, N.O.P.	Dut.	147,096	307,697	368,383	470,262	534,869
Ruling, folding, binding, embossing, creasing or cutting machinery, when for use exclusively by printers, bookbinders and by manufacturers of articles made from paper or cardboard, including parts thereof....	"	83,728	184,666	217,436	291,330	353,589
Portable saw-mills and planing mills.....	"	18,759	12,303	17,204	626	10,454
Sewing machines.....	" No.	197,182	15,277	299,669	318,366	13,382	312,395	18,200	410,066
Sewing machines, parts of ..	"	51,279	81,241	89,219	115,895	118,068
Sewing machine attachments	Free.	33,035	35,551	41,648	47,533	46,785
Steam shovels.....	Dut. No.	152,027	20	95,948	296,043	47	183,034	102	513,720
Threshing machines.....	" "	359,683	1,194	624,980	742,068	1,384	1,403,713	3,291	2,175,811
Threshing machine separators, parts of, including wind stackers, buggers, weighers, and self-feeders thereof and finished parts thereof for repairs, when imported separately.....	"	239,031	344,111	422,792	659,999	486,517
Type-casting and typesetting machines and parts thereof, adapted for use in printing offices.....	" No.	113,067	65	296,662	229,406	131	337,856	451,854
Type-writing machines.....	" "	448,252	9,578	685,455	674,392	10,747	973,235	18,193	1,144,033
Washing machines.....	" "	6,529	36,068	35,890	5,706	54,645	11,858	102,472
Well-drilling and apparatus of a class or kind not made in Canada for drilling for water, natural gas or oil and for prospecting for minerals, not including motive power.....	Free.	61,380	119,638	202,729	172,637	44,391

* Included with "Ore crushers, &c.," prior to 1913.

TRADE OF CANADA WITH UNITED STATES—Continued.

PRINCIPAL ARTICLES IMPORTED THEREFROM—Continued.

ARTICLES.	1909.		1910.		1911.		1912.		1913.	
	Quantity.	Value.	Quantity.	Value.	Quantity.	Value.	Quantity.	Value.	Quantity.	Value.
		\$		\$		\$		\$		\$
Metals and minerals and mfrs. of:— <i>Con.</i>										
Iron and steel and mfrs. of:— <i>Con.</i>										
Machinery.— <i>Con.</i>										
Windmills and complete parts thereof	Dut. No. 754	38,284	1,036	48,310	1,482	51,805	1,643	47,436	994	35,011
Other machinery		4,978,939		6,468,975		11,175,274		13,397,318		17,651,946
				9,118						
Total machinery		8,087,945		12,144,515		19,164,828		25,217,941		33,596,202
Nail rods, rolled, not over half an inch in diameter, for the manufacture of horse shoe nails		909,364		1,153,559		1,674,650		1,946,573		2,333,027
Nails, brads, spikes and tacks, of all kinds, N.O.P.			2,816	6,165	7,765	15,658	14,039	24,577	14,000	32,746
Nails and spikes	288,269	17,577	430,284	21,743	497,593	26,265	1,349,016	42,116	1,079,656	51,005
Needles of any material or kind, N.O.P.	899,329	33,448	1,308,245	45,033	1,718,920	57,377	2,971,553	79,410	6,001,433	165,515
Nuts of wrought iron or steel and washers, iron or steel rivets, bolts with or without threads, nut and bolt blanks, T and strap hinges and hinge blanks, N.O.P.		27,266		40,689		54,697		47,827		72,681
Ores, iron	1,714,700	76,747	2,891,200	119,456	3,874,800	175,149	5,861,190	224,176	8,116,000	321,317
Pig iron	25,345	389,383	61,305	885,420	138,216	1,883,216	120,912	1,256,946	1,256,946	3,191,643
Pig iron (charcoal)	894	16,190	316	5,527	16,017	239,822	905	1,491,278	263,466	3,226,437
Pipe, cast iron	22,365	36,312	38,979	55,283	31,382	64,659	61,507	10,768	91	1,183
Pipe, fittings for	4,367,716	275,095	4,849,609	311,042	6,792,177	437,948	10,474,147	94,144	185,452	265,215
Pipe, not butt or lap welded, and wirebound wooden pipe, not less than thirty inches internal diameter, when for use exclusively in alluvial gold mining								650,244		1,237,517
		16,850		47,480		22,699		310		3,467

SESSIONAL PAPER No. 10a

Pipe, wooden, wirebound, N.O.P. Dut.	129,303	199,610	286,110	185	1,143	663	757
Plates, boiler, not less than 30 inches in width, and not less than 4-inch in thickness, for the manufacture of boilers.	Free.						652,976
Plates, rolled, not less than 30 inches in width, and not less than 4-inch in thickness, N.O.P. Dut.	297,626	295,177	445,747	590,218	1,454,967	874,606	1,580,579
Plates or sheets, sheared or un-sheared, and skelp iron or steel sheared or rolled in grooves, &c.	"						1,186,992
Plates or sheets of steel, cold rolled, with sheared edges, over 14 gauge, not less than 1½ in. wide, for the manufacture of mower bars, hinges, typewriters and sewing machines.	"						
Plate, steel, universal mill or rolled edge plates, over 12 in. wide, for the manufacture of bridges or of structural work or for car construction.	"						
Plough plates or shares, or mould boards, land sides and other plates for agricultural imple-ments, cut to shape from rolled plates of steel, but not moulded, punched, polished or otherwise manufactured.	"						
Pumps, hand, N.O.P.	59,219	142,803	103,500	288,671	163,100	511,376	160,053
..... Dut.	9,232	47,496	12,822	60,748	18,199	89,303	24,738
Rails for railways and tramways.	17,701	475,837	38,218	1,103,655	29,445	820,866	90,810
Railway, fish-plates.	1,119	50,665	1,788	84,241	1,395	56,271	3,036
Railway spikes.	18,373	33,582	29,372	49,379	41,210	64,444	99,299
Railway switchers, frogs, crossings and intersections.	15,486	65,197	16,626	104,395	19,096	100,649	44,587
Railway tie-plates.	333	15,147	1,399	47,275	957	35,399	441
Rolls of chilled iron or steel.	1,515	5,007	586	2,516	3,086	9,395	1,222
Sad or smoothing, hatters' and tailors' irons not plated.	"						
Safes, doors for safes and vaults.	"						
Scales, balances, weighing beams and strength-testing machines, and scrap iron and scrap steel, old, and fit only to be remanufac-tured, being part or recovered from any vessel wrecked in waters subject to the jurisdic-tion of Canada.	Free.						
..... Cwt.							
* Included with "Ores" under "Miscellaneous metals" prior to 1913.							

500

800

158

160

730

1,230

113,674

149,899

92,022

5,521

5,007

1,515

333

15,486

18,373

1,119

17,701

9,232

59,219

253,610

4,771

10,736

15,893

35,789

11,099

23,925

17,121

1,046,910

878,207

1,377,272

388,863

124,014

3,821,300

87,369

240,684

284,063

21,937

6,703

15,762

246,500

179,966

4 GEORGE V., A. 1914

TRADE OF CANADA WITH UNITED STATES—Continued.
PRINCIPAL ARTICLES IMPORTED THEREFROM—Continued.

ARTICLES.	1909.		1910.		1911.		1912.		1913.	
	Quantity.	Value.	Quantity.	Value.	Quantity.	Value.	Quantity.	Value.	Quantity.	Value.
Metals and minerals and mfrs. of :— <i>Con.</i> Iron and steel and mfrs. of :— <i>Con.</i> Scrap, wrought, being waste or refuse, including punchings, cuttings and clippings of iron or steel plates or sheets, having been in actual use; crop ends of tin plate bars, blooms and rails, the same not having been in actual use..... <i>Dut.</i>	160,593	109,379	175,122	116,871	496,728	323,076	799,697	504,482	1,074,954	774,898
Screws, iron and steel, commonly called "wood screws," N.O.P., including lag or coach screws, plated or not, and machine or other screws, N.O.P.....	96,447	18,367	141,004	26,274	243,873	46,067	363,834	53,477	952,889	113,123
Shafting, round, steel, in bars not exceeding 2½ inches in diameter.	27,504	52,222	41,639	72,241	52,011	106,438	50,914	95,643	77,248	136,914
Sheets, Canada plates, Russia iron, terne plate and rolled sheets of iron or steel coated with zinc, spelter or other metal of all widths or thicknesses, N.O.P..... <i>Free.</i>	74,817	233,457	59,655	195,126	29,715	92,898	90,195	213,229	239,367	582,531
Sheets, corrugated, galvanized... <i>Dut.</i>	54	122	175	615	1,649	3,965	3,042	6,448	5,354	19,451
Sheets, corrugated, not galvanized.....	1,062	3,124	175	615	1,649	3,965	3,042	6,448	5,354	19,451
Sheets, flat, galvanized.....	32	108	26	48	6	76	1,632	3,781	7,524	16,361
Sheets and strips, rolled, polished or not, No. 14 gauge and thinner, N.O.P.....	127,521	387,752	266,687	825,443	168,879	507,691	241,459	668,869	557,606	1,537,464
Sheets of steel No. 24 and 17 gauge, 63 inches long, and from 18 inches to 32 inches wide, for the manufacture of tubular bow sockets..... <i>Free.</i>	188,035	467,034	376,769	914,705	419,069	999,345	509,539	1,173,026	1,314,315	3,052,224
	1,452	2,863	1,440	3,132	1,619	3,507	2,187	4,269

SESSIONAL PAPER No. 10a

Sheet steel, crucible, 11 to 16 gauge, 2½ to 18 inches wide, for the manufacture of mower and reaper knives.....		12,633	50,736	13,481	53,955	13,701	56,096	12,609	49,154	15,963	49,758
Ships or vessels,— Angles, beams, knees, masts, plates, sheets and parts thereof and cable chains for.....	Free, Cwt.										
Slips or vessels of iron or steel,— Manufactured articles of iron or steel or brass, for use in the construction of, being of a class or kind not manufactured in Canada.....	" "	116,113	169,836	79,732	113,983	254,485	322,666	90,124	121,218	310,277	424,646
Skates of all kinds, roller or other and parts thereof.....	" "		42,664		31,825		58,283		50,198		79,863
Skelp, sheared or rolled in grooves, for the manufacture of wrought iron or steel pipe.....	Dut. Pairs	17,605	18,590	25,284	15,180	64,044	33,734	39,914	19,516	60,887	36,355
Skelp, sheared or rolled, in grooves, not over 4½ in. wide, for the manufacture of rolled iron tubes not over 1½ in. in diameter.....	Free, Cwt.							10,730	12,737	20,662	27,209
Skelp, sheared or rolled in grooves, for the manufacture of wrought iron or steel pipe.....	Dut. "	681,902	920,915	1,213,698	1,555,571	1,141,736	1,530,585	1,720,132	2,021,185	2,352,212	2,768,703
Springs, steel, for the manufacture of surgical trusses.....	Free, lbs.	501	518	2,265	479	1,200	438	991	431	1,312	506
Springs, N.O.P., and parts thereof, of iron or steel, for railway, tramway or other vehicles.....	Dut. Cwt.	2,914	16,328	6,051	36,281	6,813	32,573	12,554	62,494	22,449	107,203
Steel for saws and straw cutters, cut to shape but not further manufactured.....	Free, "	9,992	81,409	14,826	125,007	20,667	167,254	19,351	112,905	22,359	162,736
Steel of No. 12 gauge and thinner, but not thinner than No. 30 gauge, for the manufacture of buckle clasps, bed fasts, furniture castors and ice creepers.....	" "	1,174	3,264	2,629	7,081	3,135	9,200	3,160	7,647	3,588	9,387
Steel of No. 20 gauge and thinner, but not thinner than No. 30 gauge, for the manufacture of corset steels, clock springs and shoe shanks.....	Dut. Cwt.	69	1,489	53	1,128	293	2,301	144	1,250	195	1,410
Steel wool.....	" "		341,841		481,077		683,408		739,069		1,037,016
Stoves of all kinds, for coal, wood, oil, spirits or gas.....	" "										
Stove urns of metal, and dove-tails, chaplets and lunge tubes of tin for the manufacture of stoves.....	" "		11,719		17,136		22,370		21,913		28,279

SESSIONAL PAPER No. 10a

Tubing, lacquered or brass covered, not over 2 inches in diameter, and brass trimmings, for the manufacture of iron or brass bedsteads.....	Free.....	79,339	131,573	125,514	186,467	305,363
Tubing, lacquered or brass covered, not over 2 inches in diameter; brass cased rods and brass trimmings, for the manufacture of carriage rails.....	"	940	5,513	4,934	9,369	13,251
Tubing for manufacture of extension rods for windows.....	"	3,169	4,311	6,549	5,522	7,139
Tubing or pipe of iron or steel, plain or galvanized, riveted, corrugated or otherwise specially manufactured, including lock joint pipe, N.O.P.....	10t.....	156,562	153,751	126,136	180,636	683,078
Tubing, rolled or drawn, square, for the manufacture of agricultural implements.....	"	4,636	5,912	1,891	5,682	20,089
Tubing, seamless steel, valued at not less than 35c. per lb.....	"	21,193	24,916	31,297	36,463	53,822
Tubing, wrought iron or steel, seamless, plain or galvanized, threaded and coupled or not, over 4 inches in diameter, N.O.P.....	"	239,234	613,152	321,785	386,398	1,187,190
Tubing, wrought or seamless, iron or steel, plain or galvanized, threaded and coupled or not, 4 inches or less in diameter, N.O.P.....	"	182,296	284,679	299,507	335,007	368,226
Ware, agate, granite or enameled iron or steel ware.....	"	53,287	69,353	97,688	117,995	182,068
Ware, iron or steel hollow-ware, plain black or coated, N.O.P., and nickel and aluminum kitchen or household hollow-ware, N.O.P.....	"	13,816	31,510	65,684	107,564	114,240
Wire—						
Barbed fencing.....	Free.....	198,894	708,800	727,210	765,916	887,974
Bessmer-steel wire, soft drawn spring, of Nos. 10, 12 and 13 gauge respectively, and homo steel spring wire of Nos. 11 and 12 gauge respectively, for the manufacture of wire mattresses.....	"	15,511	18,007	21,034	25,451	46,119
	"	6,403	7,286	8,453	10,518	20,265

4 GEORGE V., A. 1914

TRADE OF CANADA WITH UNITED STATES—Continued.

PRINCIPAL ARTICLES IMPORTED THEREFROM—Continued.

ARTICLES.	1909.		1910.		1911.		1912.		1913.	
	Quantity.	Value.	Quantity.	Value.	Quantity.	Value.	Quantity.	Value.	Quantity.	Value.
Metals and minerals and mfrs. of :— <i>Con.</i> Iron and steel and mfrs. of :— <i>Con.</i> Wire.— <i>Con.</i> Buckthorn strip fencing, woven wire fencing and wire fencing of iron or steel, N. O. P.; not including woven wire or net- ting made from wire smaller than No. 14 gauge, not in- cluding fencing of wire larger than No. 9 gauge		\$		\$		\$		\$		\$
Crucible cast steel wire valued at not less than 6 cts. per lb. (Galvanized, Nos. 9, 12 and 13 gauge.)	Dut. Lbs. " "	1,354,078 35,178	45,113 5,352	1,588,202 58,458	1,825,741 126,140	64,733 19,741	2,019,887 125,198	71,568 17,382	1,586,008 211,951	68,768 31,007
Single or several, covered, in- cluding cable.	Free. Cwt.	330,203	707,069	641,413	1,267,953	517,915	640,842	1,147,494	781,479	1,330,909
Steel wire, flat, of No. 16 gauge or thinner, for the manufac- ture of crinoline or corset wires and dress stays.	Dut. Lbs.	749,831	111,560	1,082,878	160,586	2,008,744	3,970,158	425,960	774,124	
Steel wire, valued at not less than 2½ cents per pound for the manufacture of rope . . .	Free. Cwt.	2,812	22,320	9,259	34,250	4,141	5,712	42,263	6,723	47,867
Wire cloth or woven wire and netting of iron or steel.	" "	2,350	8,986	7,454	50,974	3,845	3,543	12,939	1,307	4,511
Wire rigging for ships and ves- sels.	Dut. Lbs.	482,403	30,010	581,336	40,866	1,128,915	1,642,272	97,541	1,674,983	97,719
Wire rope, stranded or twisted wire, clothes line, picture or other twisted wire and wire cables N. O. P.	Free. Cwt.	498	4,110	261	2,063	396	195	2,191	448	4,734
Wire, flat steel and steel strips, for the manufacture of buck- thorn and plain strip fencing	Dut. Lbs.	654,914	57,446	945,317	62,888	2,065,128	1,407,955	105,825	2,212,675	156,640
Free. Cwt.	28	109	19	157	8	32	363	660	59	253

SESSIONAL PAPER No. 10a

Wire, all other, N.O.P.	(Dut. Lbs.)	93,170	5,316,718	141,120	6,674,864	196,812	8,469,981	218,011	10,939,902	300,879
Wire bale ties.	(Free.)	5,635	3,514	3,575	19,803	10,203	7,848	4,850
Wire screens, doors and win- dows.	"	3,954	8,426	14,393	16,645	39,616
Wire rods, rolled, round, in the coil, not over $\frac{3}{8}$ inch in diam- eter, for making wire in the coil.	(Free. Cwt.)	316,741	483,850	632,335	558,168	751,811	786,096	935,260	1,829,459	2,132,011
Other iron and steel, mfrs. of.	(Dut.)	2,851,338	4,508,156	6,095,848	8,025,991	10,626,614	10,626,614
Total iron and steel & mfrs. of.	(Dut.)	26,106,970	39,699,913	56,874,605	71,885,228	106,843,258
Lead and mfrs. of:—	(Free.)	4,775	260	1,248	1,765	10,053	3,396	14,392	1,186	5,744
Bars and sheets.	Dut. Cwt.	11,722	382	2,916	527	1,903	26,026	67,724	13,539	52,425
Old, scrap, pig and block.	"	16,011	144,785	7,426	42,800	2,200	119,765	6,990	344,734	24,821
Tea lead.	Free Lbs.	43,327	49,524	31,098	45,549	61,304
Other lead, &c.	(Dut.)	1,027	1,980	1,879	1,199	3,291
Total lead and mfrs. of.	(Free.)	59,824	53,688	46,054	127,665	127,473
Tin and mfrs. of:—	(Dut.)	17,038	9,406	4,079	8,189	28,112
Blocks, pigs and bars.	Free. Cwt.	236,828	13,175	400,299	11,004	395,876	12,710	509,332	22,778	1,023,280
Crystals.	"	555	1,756	3,930	3,622	8,228
Pail.	" Lbs.	74,295	767,430	86,078	921,190	117,799	1,420,068	146,151	1,208,260	170,265
Plates and sheets.	" Cwt.	482,948	245,680	764,420	374,587	1,202,314	666,494	2,148,688	1,130,325	3,594,554
Tinware, japanned or not, and all manufactures of tin, N.O.P.	Dut.	178,162	231,773	309,284	374,284	140,228
Other tin, &c.	(Free.)	77
Total tin and mfrs. of.	(Dut.)	178,162	231,773	309,284	374,284	440,228
Zinc and mfrs. of:—	(Free.)	794,626	1,252,630	1,719,919	2,807,735	4,796,327
Blocks, pigs, bars, rods, sheets and plates.	Free. Cwt.	16,339	3,511	30,077	8,455	56,674	11,701	76,200	15,407	109,688
Spelter.	"	117,381	21,251	110,220	86,906	443,393	98,312	561,004	65,016	378,776
Other zinc, &c.	(Dut.)	14,350	14,457	21,000	30,505	31,467
Total zinc and mfrs. of.	(Free.)	14,350	14,457	21,000	30,505	51,467
Miscellaneous metals and minerals and mfrs. of:—	(Dut.)	133,720	140,297	500,467	637,204	488,439
Alumina.	Free. Cwt.	59,440	155,130	322,666	176,534	353,872	210,995	421,827	262,119	525,017
Aluminium in ingots, blocks or bars, stripes, sheets or plates.	" Lbs.	136,678	1,594,859	350,489	3,085,119	676,744	2,090,655	438,449	1,367,838	215,146

4 GEORGE V., A. 1914

TRADE OF CANADA WITH UNITED STATES—Continued.
 PRINCIPAL ARTICLES IMPORTED THEREFROM—Continued.

ARTICLES	1909.		1910.		1911.		1912.		1913.	
	Quantity.	Value.	Quantity.	Value.	Quantity.	Value.	Quantity.	Value.	Quantity.	Value.
Metals and minerals and mfrs. of :— <i>Con.</i> Miscellaneous metals and minerals and mfrs. of :— <i>Con.</i>		%		%		%		%		%
Aluminum tubing in lengths of not less than 6 feet, not bent, &c.	50	42	1,633	723	7,730	3,123	6,577	2,204	6,993	2,752
Aluminum manufactures of, N. O. P.		19,480		39,499		72,615		89,025		94,176
Anodes of nickel, zinc, copper, gold and silver.		14,930		23,217		22,605		24,740		18,918
Asbestos in any form other than crude, and all mfrs. of.		161,964		173,672		211,621		297,607		443,594
Babbit metal in blocks, bars, plates and sheets.		42,681		22,573		20,767		33,768		30,735
Bird, parrot, squirrel and rat cages of wire and metal parts thereof.		3,981		5,042		5,629		5,336		6,548
Bismuth, metallic, in its natural state.	855	1,133	2,177	3,533	578	1,077	1,200	2,271	1,200	2,213
Black lead.		6,766		5,913		4,569		4,131		3,445
Blanketing and lapping and discs or mills for engraving copper rollers for cotton man- ufacture, calico printing and wall paper manufacture.		1,257		3,823		2,141		4,740		1,758
Britannia metal in pigs, blocks or bars.		13,795	618	19,600	500	17,778	147	6,200	379	17,418
Britannia metal, mfrs. of, not plated.	443	10,220		13,240		18,656		21,036		24,640
Packets of iron, steel, brass or copper of all kinds, N. O. P., (not being jewellery)		79,431		100,170		121,730		144,017		170,324
Cinebar.									220	126
Composition metal and plated metal in bars, ingots or cores, for the manufacture of watch cases, jewellery, filled gold and silver seamless wire.		4,127		3,783		3,610		3,642	9	4,621

SESSIONAL PAPER No. 10a

Oryolite or kryolite	Free.	Cwt.	1,291	7,610	5,446	28,409	9,618	48,244	7,895	35,123	13,497	56,940
Frames, not more than 10 in. in width, clasps and fasteners, for the manufacture of purses and chatelaine bags or robes												
Furniture springs	Dut.			14,833		24,183		34,928		45,807		25,823
Gas, coal or other oil and electric light fixtures or parts thereof of metal, including lava or other tips, burners, collars, galleries, shades and shade-holders	"			5,018		12,430		12,848		22,203		32,328
Gas mantels and incandescent gas burners	"			293,851		353,027		470,232		562,448		708,282
Gas meters and finished parts of	"			42,403		51,146		81,520		88,787		89,986
German, Novata and nickel silver, mfrs. of, not plated	"			22,281		32,394		54,167		30,349		105,947
Ingot moulds, glass moulds of metal	"			19,846		38,214		43,775		48,595		66,134
Jewellers' sweepings	Free			7,887		23,843		40,853		110,977		129,817
Lamp springs and clock springs	Dut.			1,748		1,715		10,012		30		15,110
Lamps, side-lights and head-lights, lanterns and chandeliers				1,112		2,386		1,725		1,540		2,003
Meerschaum, crude or raw	Free	Lbs.	4	352,043		558,022		660,625		933,594		1,136,287
Metal parts adapted for the manufacture of covered buttons			24	24	1	5	7	34				
Metallic elements and tungstic acid for the manufacture of metal filaments for electric lamps	Dut.			27,511		41,226		18,176		21,760		34,373
Mineral and bituminous substances, N.O.P.	Free					527		11,782		41,274		43,950
Nickel, nickel silver and German silver, in bars and rods, and also in strips, sheets or plates	Dut.			36,779		41,191		60,609		156,791		168,022
Nickel, nickel silver and German silver, in ingots, or blocks, N.O.P.	Free	Lbs.	297,521	50,593	357,569	84,257	477,132	110,349	441,574	100,244	640,317	168,601
Nickel-plated ware, N.O.P.	"	"	36,483	12,833	1,797	729	2,782	1,296	126,947	31,582	31,745	11,118
Ores of metal, N.O.P.	Dut.			385,994		501,357		697,048		439,797		1,338,361
Patterns of brass, iron, steel or other metal, not being models	Free	Cwt.	8,007,064	* 1,315,185	14,111,869	* 2,737,336	17,840,207	* 3,330,600	17,737,731	* 3,253,711	898,244	679,937
Phosphor tin and phosphor bronze, in blocks, bars, plates, sheets and wire	Dut.			7,476		1,854		4,183		14,230		22,910
Plms, N.O.P.	"			8,709		9,775		12,953		13,224		22,469
* Includes "Iron ore."	"			15,596		19,943		18,727		16,959		22,880

TRADE OF CANADA WITH UNITED STATES—Continued.

PRINCIPAL ARTICLES IMPORTED THEREFROM—Continued.

ARTICLES.	1909.		1910.		1911.		1912.		1913.	
	Quantity.	Value.	Quantity.	Value.	Quantity.	Value.	Quantity.	Value.	Quantity.	Value.
Metals and minerals and mfrs. of:— <i>Con.</i>										
Miscellaneous metals, &c.:— <i>Con.</i>										
Platinum crucibles.....		1,691		3,224				4,375		6,415
Platinum retorts, pans, con- densers, tubing and pipe, and preparations of platinum for the manufacture or concen- tration of sulphuric acid.....		5,321		9,432		10,744		30		
Platinum wire and platinum in bars, strips, sheets or plates.....		32,183		65,322		124,812		175,871		191,972
Plumbago, ground and manufac- tures of, N.O.P.....		25,157		37,227		39,398		34,971		50,090
Plumbago, not ground or other- wise manufactured.....		1,206		2,913		4,300		4,906		3,817
Ribs of brass, iron or steel, run- ners, rings, caps, notches, fer- rules, mounts and sticks or cares in the rough, or not fur- ther manufactured than cut into lengths for umbrellas, parasols, sunshades or walking sticks.....		59,760		112,741		98,483		98,349		118,184
Screws, brass or other metal ex- cept iron or steel, N.O.P.....		5,017		8,632		11,793		14,028		25,705
Silice or crystallized quartz.....	9,194	6,874	11,034	9,311	10,808	9,703	7,344	7,217	13,891	12,244
Stereotypes, electrotypes and celluloids or newspaper columns in any language other than French and English, and of books and bases and matrices and copper shells for the same whether composed wholly or in part of metal or celluloid.....	659,431	13,027	809,563	14,888	734,899	14,132	835,957	14,842	725,499	15,675

SESSIONAL PAPER No. 10a

Stereotypes, electrotypes and celluloids for almanacs, calen- dars, illustrated pamphlets, newspaper or other advertise- ments &c., N.O.P., of metal or celluloid and bases, matrices or copper shells for the same.....	Dut. Sq.in.	779,190	15,616	919,975	20,992	1,149,931	37,283	1,421,769	54,711	1,919,823	98,107
Tagging metal, plain, japanned or coated, in coils, not over 1½ inches wide, for the manufacture of shoe and corset laces.....	Free Cwt.	36	527	34	483	21	264	27	404	32	453
Type for printing, including galleys, chase, quoins and slugs of all kinds.....	Dut.		62,868		101,843		130,404		132,909		138,237
Type metal in blocks, bars, plates and sheets.....	"		2,735		18		191		868		197
Wire of brass, zinc, iron or steel, screwed or twisted, or flattened and corrugated, for use in nailing machines for the manu- facture of boots and shoes.....	Free. Lbs.	92,775	33,630	113,998	43,081	130,243	49,345	130,492	50,233	154,435	60,362
Wire, twisted &c., except iron or steel, N.O.P.....	Dut.		55		1,764		121		552		900
Wire of all kinds, N.O.P.....	"	16,209	2,174	133,378	8,206	32,748	11,433	49,871	14,660	259,724	32,465
Yellow metal, in bars, bolts and sheets, for the construction or repair of vessels.....	Free Cwt.	611	8,419	606	7,000	334	4,299	296	3,883	277	4,183
Total miscellaneous metals, &c. (Dut.	(Free		1,690,837		2,282,725		2,920,624		3,917,998		5,053,141
			2,261,830		3,819,201		4,884,025		4,687,859		2,142,174
Total metals and minerals & (Dut.	(Free		29,146,018		43,636,444		62,006,461		78,413,707		115,518,207
infrs. of.....			10,945,160		16,231,479		19,613,284		22,562,501		30,886,902
Milk, condensed.....	Dut. Lbs.	764,177	60,404	245,297	17,137	173,174	11,919	123,985	8,427	237,008	16,949
Milk food and other similar prepa- rations.....	"		46,847		67,813		84,107		101,752		133,953
Mineral, and aerated water.....	(Free		52,143		66,767		53,219		50,446		67,382
Models of inventions and of other improvements in the arts.....	"		1,030		423		486		433		761
			31,587		28,963		62,593		36,385		40,299
Musical instruments:— Brass band instruments and bag- pipes.....	Dut.		12,993		15,934		16,343		16,492		21,475
Organs, cabinet.....	" No.	181	13,492	299	20,759	256	16,631	335	28,071	357	23,088
Organs, parts of.....	"		15,725		11,110		25,146		10,574		12,409
Organs, pipe.....	" No.	3	2,506	6	2,556	6	4,356	8	3,612	4	6,536

TRADE OF CANADA WITH UNITED STATES—Continued.
 PRINCIPAL ARTICLES IMPORTED THEREFROM—Continued.

ARTICLES.	1909.		1910.		1911.		1912.		1913.	
	Quantity.	Value.	Quantity.	Value.	Quantity.	Value.	Quantity.	Value.	Quantity.	Value.
Musical instruments:— <i>Cont.</i>										
Phonographs, graphophones, gramophones and finished parts thereof, including cylinders and records thereof.....Dut.		218,132		331,968		492,620		505,144		690,695
Piano and organ players, mechanical.....No.	233	22,086	139	38,268	94	25,737	137	33,047	140	33,887
Pianos....."	975	188,440	1,520	282,342	1,512	273,688	1,805	320,306	2,566	453,119
Pianos, parts of....."		141,481		206,919		226,686		209,283		281,803
Piano and organ parts, viz: Key-pins, dampers, springs, jack springs, rail springs, regulation screws, spoons, bridle wires, damper wires, back check wires, dowel wires, German center pins, brass pins, rail hooks, brass brackets, &c., &c.....Free.		25,581		52,245		55,983		74,166		62,305
Other musical instruments.....Dut.		37,329		50,030		63,459		64,717		102,426
		682,248		960,295		1,147,166		1,192,246		1,625,438
Total musical instruments.....q		25,581		52,245		55,983		74,166		62,305
Mustard:—										
Mustard ground.....Dut. Lbs.	208,682	17,395	335,043	22,535	244,141	17,681	302,935	18,733	295,707	21,435
Mustard, French, liquid....."		9,370		9,892		11,661		10,777		21,282
Total mustard....."		26,765		32,427		29,342		29,510		42,717
Oil cake, linseed, and linseed oil cake meal, cotton seed cake and meal, palm nut cake and meal....Free. Cwt.										
Oilcloth:—										
Oilcloth, enamelled carriage, floor shelf and table oilcloth, cork matting or carpet and linoleum....Dut. Sq. yds.	44,212	60,594	54,171	86,154	49,257	72,629	76,037	114,445	118,004	167,262
	195,257	58,854	399,287	97,560	348,376	92,285	355,486	95,348	575,138	159,100

SESSIONAL PAPER No. 10a

Oiled silk, oiled cloth and tape or other textile, India-rubbered, flocked or coated, N.O.P.	Dut.	123,650	176,985	229,864	274,212	308,250
Total oilcloth.	"	182,504	274,535	322,149	369,560	467,380
Oils :—						
Mineral oils :—						
Asphaltum, for paving purposes	Free.	2,351	7,852	13,348	21,004	23,829
Carbolic or heavy oil	" Galls.	26,921	27,860	12,353	38,205	32,469
Coal and kerosene, distilled, purified or refined	Dut.	11,603,941	9,132,318	525,961	690,943	1,138,450
Crude petroleum, gas oils other than naphtha, benzine and gasoline lighter than 8235 but not less than 775 specific gravity	"	420	221	328	800	1,139
Crude petroleum, fuel and gas oils (.8235 specific gravity or heavier)	Free.	1,321,822	1,184,596	1,026,141	2,270,374	4,531,281
Gasoline under 725 specific gravity	"	467,088	817,546	1,083,385	1,961,015	5,063,364
Illuminating oils composed wholly or in part of the products of petroleum, coal, shale or lignite, costing more than thirty cents per gallon.	Dut.	1,539	3,599	21,904	72,221	82,907
Products of petroleum, N.O.P.	"	154,367	212,001	276,826	342,152	430,435
Other mineral oils.	Free.			718		
Total mineral oils.	(Dut. Galls. (Free.	13,082,087	868,272	825,022	4,106,116	1,682,491
			2,037,860	3,335,915	4,290,878	10,250,434
Fish oils :—						
Cod, N.O.P.	Dut. Galls.	2,040	104	26	110	1,330
Cod-liver.	"	4	6,077	5,197	5,428	6,214
Seed.	"	4	40	25	11	1,213
Whale and spermaced.	"	2,902	3,100	1,260	1,733	672
Other fish oils.	"	6,836	1,585	4,636	1,113	1,984
Total fish oils.	"	11,782	6,286	11,164	7,069	16,356
Animal oils :—						
Lard oil.	"	4,267	6,459	22,914	24,513	24,827
Neatsfoot and other animal oils	"	9,271	13,680	11,369	13,913	36,084
Lubricating oils, composed wholly or in part of petroleum, and costing less than 25 cents per gallon.	"	317,222	391,636	161,812	522,911	833,030
			3,728,891	1,356,698	6,102,060	

TRADE OF CANADA WITH UNITED STATES—Continued.
PRINCIPAL ARTICLES IMPORTED THEREFROM—Continued.

ARTICLES.	1909.		1910.		1911.		1912.		1913.	
	Quantity.	Value.	Quantity.	Value.	Quantity.	Value.	Quantity.	Value.	Quantity.	Value.
<i>Oils:—(Con.</i>										
Lubricating oils, N.O.P.	495,697	176,271	744,433	268,394	843,001	274,135	979,479	262,352	1,079,409	339,488
Vegetable oils:—										
Castor	552	323	1,532	859	557	344	2,670	1,540	972	865
Cocoonut, palm and palm kernel not edible for manufacture of soap	80,863	45,884	85,982	63,771	98,042	86,137	142,609	116,926	147,086	126,847
Cotton seed oil	1,391,366	530,064	2,092,947	895,622	2,233,333	1,047,394	1,411,951	649,611	1,318,617	621,188
Essential oils, N.O.P.	893	481	10,709	6,429	14,962	13,863	748,706	291,462	2,475,653	1,126,541
Flaxseed or linseed, raw or boiled	123,201	123,462	169,105	132,240	167,169	148,509	290,329	190,559	211,816	243,294
Olive, N.O.P.	405,211	24,477	373,423	27,276	276,079	31,179	223,751	26,664	223,784	25,221
or tobacco or for eunning fish	29,176	19,576	28,736	28,472	21,332	21,653	15,915	16,916	24,183	29,742
Palm, bleached, and Shea butter	3,534	2,537	3,660	1,196	4,077	2,933	1,951	1,705	8,864	6,736
Peppermint	50	10	112	16	14,866	1,348	9,511	727	5,000	356
Rosin oil and Chinawood oil ..	4,619	7,175	6,203	10,398	10,231	21,627	13,939	29,317	6,709	18,225
Seasame seed oil	474	358	1,191	95,649	1,120	170,910	304	293,512	562	236,412
Other vegetable oils	69,155	146,117	146,117	829	152,446	526
Total vegetable, animal, &c., oils	1,231,621	1,862,398	1,862,398	178,404	1,891,003	2,372,592
Total oils	110,076	167,061	167,061	275,191	614,322	1,496,895
Optical and philosophical instruments, &c.:—	2,231,022	2,736,456	2,736,456	3,060,085	3,010,850	4,081,639
Cameras and kodaks, brass and aluminum parts	1,927,857	2,294,421	2,294,421	3,611,136	4,995,200	11,747,829
Lenses and shutters for manufacture of cameras	6,127	4,193	4,193	6,849	12,431	22,924
Free	13,590	18,26	18,26	21,826	33,955	70,758

SESSIONAL PAPER No. 10a

Optical, philosophical, photographic and mathematical instruments, N.O.P.	289,114	383,774	666,170	785,890	1,023,542
Philosophical and scientific apparatus, utensils, instruments and preparations, including boxes and bottles containing the same, maps, photographic reproductions, casts as models, etchings, lithographic prints or charts, when specially imported in good faith for use and by order of any society or institution incorporated or established solely for religious, philosophical educational or scientific or literary purposes, or for the encouragement of the fine arts, or for the use or by order of any college, academy, school or seminary of learning in Canada, and not for sale	133,808	108,203	134,800	138,970	205,660
Spectacles, eye-glasses and ground or finished spectacle or eye-glass lenses	18,086	23,930	25,747	30,083	35,596
Spectacles, eye-glass frames, and metal parts of.	42,501	68,977	80,194	96,504	89,821
Total optical instruments... {	355,828	480,874	778,960	924,908	1,171,883
Free	147,398	126,463	156,636	172,925	276,418
Dut.	503,249	400,614	546,920	563,964	755,638
Packages.	520,581	636,770	730,500	761,757	932,494
Parcels and packages, post office.	1,302,028	1,536,602	1,796,413	1,897,235	2,408,736
Parcels, express, of small value.	122,571	467,498	499,365	604,392	615,264
Printings in oil or water colours, prints, engravings, drawings, building plans, photographs and pictures, N.O.P. {	250,067	193,098	470,398	592,719	434,237
Free					
Paints and colours :—					
Blanc fixe and satin white.	8,934	10,402	19,091	24,123	30,514
Brocade and bronze powders.	6,867	8,358	10,236	11,235	17,666
Colours, dry, N.O.P.	102,929	133,729	153,482	162,326	211,726
Gold liquid paint.	5,886	5,246	7,519	7,642	9,176
Lamp black, bone black, ivory black and carbon black.	37,731	41,860	55,102	59,321	71,760
Lead, red, dry, and orange mineral	13,205	8,645	17,931	853	26,066
" white, dry.	4,110	4,210	6,026	7,183	7,330
" white, ground in oil.	412	2,255	1,274	15,268	8,281
" white, ground in oil.		12,981	1,274	143,880	

SESSIONAL PAPER No. 10a

Leather board, leathroid and man- ufactures of, N.O.P.	20,362	31,714	26,751	47,511	19,535
Mill board, not coated or pasted ..	16,299	44,167	48,027	44,398	95,782
Matrix paper, not being tissue paper, for use in printing	5,719	6,456	7,844	9,629	11,283
Pads, not printed, and paper nuclei ware, N.O.P.	3,871	4,462	2,223	9,148	6,595
Paper felt board	39,738	8,907	7,156	7,122	12,012
Paper, photographic, plain basic, baryta coated, adapted for the manufacture of albumenized or sensitized paper	41,656	22,459	44,659	41,961	86,691
Paper tubes and cones of all sizes for winding yarn thereon	8,111	10,159	14,810	16,440	16,855
Paper, manufactures of, N.O.P.	741,538	979,641	1,116,898	1,284,467	1,787,319
Patterns, book and show, manufac- tures of paper	6,455	2,599	9,437	23,051	14,672
Printing paper	195,580	234,780	7,739,956	489,555	499,096
Ruled and lettered and coated and boxed papers and papereries	61,112	99,343	125,149	156,367	179,942
Straw board not pasted or coated ..	19,107	25,779	52,297	57,921	105,530
Tarred paper and other building paper, N.O.P.	281,983	315,213	394,411	467,095	684,484
Twine or yarn of paper imported to be woven into fabrics		898	1,228	235	159
Union collar cloth paper, in rolls or sheets, not glossed or finished		1,580	1,282	40	1,449
Union collar cloth paper, in rolls or sheets, glossed or finished	534	138		564	60
Window blinds of paper of all kinds ..	52,465	58,102	54,486	62,968	505
Wrapping paper	633,259	927,190	1,705,332	2,064,006	141,621
Other paper, &c.			903,444	916,445	1,368,365
				4,285	4,023
Total paper and infra, of	2,443,189	3,184,395	3,595,274	4,148,470	5,685,078
	55,773	40,015	68,978	72,750	119,078
Pearl, mother of, unroof	1,897	5,414	7,462	8,138	14,439
Pencils, lead	117,831	163,923	153,069	191,685	230,499
Pens, penholders and rulers of all kinds	137,882	103,184	116,929	152,457	131,735
Perfumery					
Hair-oil, tooth and other powders and washes, pomatums, pastes, and all other perfumed prepara- tions, N.O.P., used for the hair, mouth or skin	133,986	168,349	199,467	241,570	326,619

TRADE OF CANADA WITH UNITED STATES—Continued.
PRINCIPAL ARTICLES IMPORTED THEREFROM—Continued.

ARTICLES.	1909.		1910.		1911.		1912.		1913.	
	Quantity.	Value.	Quantity.	Value.	Quantity.	Value.	Quantity.	Value.	Quantity.	Value.
Perfumery:— <i>Con.</i>										
Perfumes, alcoholic and perfumed spirits, bay rum, cologne and lavender waters, hair, tooth and skin washes, and other toilet preparations containing spirits of any kind, in bottles or flasks containing not more than 4 ounces each.	1,353	16,797	1,527	18,982	2,133	18,767	3,495	26,847	5,680	41,048
" " in bottles, flasks or other packages containing more than 4 ounces each.	834	19,467	1,009	21,035	958	17,274	1,387	25,458	3,187	43,806
Pomades, French or flower odours, &c., imported in tins of not less than 10 pounds each.	1,168	1,452	682	1,223	299	761	476	823		
Pomades, French or flower odours, all other.	163	233	748	1,158	1,340	415	75	36	15	16
Total perfumery.		171,935		210,697		236,684		294,734		411,489
Photographic dry plates.		14,750		17,442		19,741		17,937		16,903
Pickles and sauces:—										
Olives in bottles for the manufacture of pickles.										
Olives in brine, not bottled.	34,227	12,962	27,596	15,842	41,429	22,996	1,164	981	41,391	22,453
Pickles, in bottles, jars or similar vessels.	22,482	20,490	18,228	16,204	16,389	15,333	17,402	18,342	18,195	18,636
Pickles, in bulk.	49,834	6,638	58,019	8,180	116,709	22,716	95,795	17,458	59,882	17,795
Sauces and catsups, in bottles.	39,146	41,602	38,718	45,615	62,093	70,111	72,083	84,731	199,764	130,513
" " in bulk.	18,128	3,672	20,383	6,111	39,571	11,746	44,311	12,645	34,138	8,843
Soy	761	122	274	114	601	158	734	101	550	166
Total pickles and sauces.	164,578	85,546	163,248	92,066	276,792	143,060	283,119	157,375	388,976	219,642

SESSIONAL PAPER No. 10a

Picture and photograph frames of any material.....	Dut.....	64,805.....	75,704.....	77,407.....	96,983.....	123,650.....
Plants and trees:—	Dut. No.	166,150	212,529	212,529	269,635	291,435
Apple trees.....	" "	33,219	47,503	28,407	32,667	33,677
Cherry trees.....	" "	45,699	8,165	6,343	10,264	17,172
Current bushes.....	" "		2,807	1,499	4,978	3,884
Florist stock, viz.:—						
Azaleas, rhododendrons, pot grown lillies, seedling carnation stock, rose stock and other stock for grafting N.O.P.						
P.: araucaria, bulbs, corns, tubers, rhizomes and dormant roots, N.O.P.....	Free.....	30,436.....	31,512.....	48,617.....	30,595.....	31,934.....
Palms, ferns, rubber plants (ficus) gladioli, cannas, dahlias and peonies.....	Dut	11,241.....	11,069.....	9,167.....	15,584.....	19,861.....
Fruit plants, N.O.P.....	" No.	1,285.....	1,494.....	2,966.....	1,027.....	2,140.....
Gooseberry bushes.....	" "	1,872.....	6,004.....	3,497.....	2,512.....	4,767.....
Grape vines.....	" "	888.....	809.....	1,157.....	587.....	219,901.....
Peach trees and June buds.....	" "	12,088.....	175,841.....	10,379.....	10,669.....	186,667.....
Pear trees.....	" "	35,188.....	4,623.....	4,071.....	4,900.....	30,423.....
Pear trees.....	" "	40,299.....	3,890.....	27,820.....	4,004.....	3,888.....
Plum trees.....	" "	3,928.....	49,856.....	4,865.....	4,094.....	42,134.....
Quince trees.....	" "	1,444.....	286.....	1,499.....	193.....	3,893.....
Raspberry bushes.....	" "	1,620.....	86,903.....	1,566.....	1,723.....	72,436.....
Rose bushes.....	" "	4,222.....	3,888.....	2,996.....	2,964.....	3,250.....
Seedling stock for grafting, viz.:—						
Plum, pear, peach and other fruit trees.....	Free.....	5,519.....	5,194.....	15,776.....	7,865.....	5,549.....
Trees, plants and shrubs known as nursery stock, N.O.P.....	Dut.....	35,381.....	49,336.....	48,150.....	54,113.....	74,589.....
Trees, N.O.P.....	Free.....	3,914.....	1,934.....	3,316.....	2,213.....	1,211.....
Total plants and trees.....	(Dut. (Free.....	96,040.....	128,087.....	125,212.....	146,275.....	191,786.....
		39,869.....	38,640.....	67,709.....	40,673.....	38,694.....
Plates, engraved on wood, steel or other metal and transfers taken from the same, engravers' plates of steel or other metal polished for engraving thereon.....	Dut.....	36,522.....	40,434.....	48,002.....	56,208.....	71,244.....
Packet books, portfolios, purses, reticules, satchels, card cases, fly books and musical instrument cases.....	" "					
Polish on composition, knife and other, N.O.P.....	" "	148,707.....	245,972.....	352,018.....	404,690.....	417,726.....
		66,129.....	82,075.....	88,617.....	87,706.....	123,822.....

4 GEORGE V., A. 1914

TRADE OF CANADA WITH UNITED STATES—Continued.

PRINCIPAL ARTICLES IMPORTED THEREFROM—Continued.

ARTICLES.	1909.		1910.		1911.		1912.		1913.	
	Quantity.	Value.	Quantity.	Value.	Quantity.	Value.	Quantity.	Value.	Quantity.	Value.
Precious stones and imitations of all kinds:—		\$		\$		\$		\$		\$
Diamond dust or bort, and black diamonds for borers.....	16,657	56,948	22,055	26,459	11,933
Diamonds, unset.....	58,687	103,839	28,470	164,807	107,955
Diamond drills, not including motive power.....	46,191	69,998	95,624	45,010	68,313
Precious stones and imitations thereof, not mounted or set and pearls and imitations thereof, pierced split, strung or not, but not set or mounted....	30,608	42,643	39,082	64,661	58,537
Total precious stones, &c., {	30,608	42,643	39,082	64,661	58,537
Free.....	121,535	230,785	146,149	236,276	188,201
Provisions:—										
Butter.....	688,915	156,443	67,568	18,075	307,187	82,011	946,695	228,418	1,113,006	314,971
Cheese.....	336,066	53,030	231,752	48,739	208,954	40,246	1,510,796	233,446	392,664	81,304
Eggs.....	1,102,254	238,842	757,316	179,408	2,293,515	426,540	7,509,067	1,621,367	13,374,755	2,821,012
Lard.....	11,938,311	1,228,293	11,139,260	1,358,513	7,949,618	982,137	7,925,073	755,084	11,956,570	1,349,164
Lard compound and similar substances.....	585,703	52,538	539,689	53,867	1,308,393	128,570	1,091,573	90,479	1,205,126	113,380
Meats:—										
Bacon and hams.....	5,930,788	744,694	5,493,147	829,242	4,975,398	840,661	11,233,165	1,473,060	13,524,892	1,929,013
Beef, fresh, chilled or frozen.....
Beef, salted in barrels.....	2,238,283	122,668	1,865,692	112,444	1,850,173	125,107	3,049,744	171,921	1,419,932	102,677
Canned meats and canned poultry and game.....	203,775	36,412	281,799	45,460	457,959	73,888	534,911	91,861	696,649	129,090
Dried or smoked meats, and meats preserved in any other way than salted or pickled, N.O.P.....	566,824	69,328	592,460	87,302	999,236	158,128	1,207,967	181,767	1,618,122	261,209
Extracts of meats and fluid beef, not medicated, and soups.....	40,699	52,436	70,621	134,341	200,888
Mutton and lamb, fresh.....	289,751	26,035	781,031	74,720	971,177	90,153	1,666,132	144,155	4,285,739	439,562

SESSIONAL PAPER No. 10a

Pork, barrelled in brine.....	Dut.	Lbs.	10,659,279	889,892	8,840,055	924,547	7,425,217	781,941	6,376,650	493,220	9,707,255	959,041
Pork, fresh, chilled or frozen..	"	"	45,525	57,390	53,423	683,361	83,585
Poultry and game, N.O.P.....	"	"	274,820	32,143	259,917	36,384	577,430	72,291	2,162,711	195,525	732,549	384,584
Other meats... { Salted, N.O.P.	"	"	447,455	59,394	413,856	50,170	471,292	68,902	637,364	80,675	1,041,042	101,126
Total provisions.....	"	"	3,791,936	3,928,697	3,994,622	6,131,127	141,210
Pulleys, belt, of all kinds, for power transmission.....	Dut.	31,768	25,902	39,136	46,314	98,430
Pumice and pumice stone, lava and calcareous tufa, not further manufactured than ground.....	Free.	7,824	11,877	15,465	17,854	19,628
Rags of cotton, linen, jute and hemp, woollen, paper waste or clippings, &c.....	"	370,288	682,149	700,021	846,336	1,092,019
Regalia and badges.....	Dut.	16,572	23,948	22,899	31,766	45,338
Remnet, rags and prepared.....	Free.	34,743	39,018	38,510	36,082	35,885
Resin or rosin.....	"	Cwt.	171,176	310,366	297,829	431,930	213,546	500,942	254,679	476,070	297,508	723,438
Ribbons.....	Dut.	92,785	106,108	119,596	137,396	149,853
Saddle trees, Mexican, and stirrups of wood.....	Free.	5,333	9,389	13,359	12,864	14,227
Sails for boats and ships.....	Dut.	1,442	585	1,722	2,455	3,290
Salt.....	{	Owt.	310,873	82,035	341,383	81,916	392,129	91,401	497,770	115,935	606,173	136,465
Sand paper, glass, flint and emery paper or emery cloth.....	{	Free.	80,592	15,769	216,320	59,008	184,366	34,349	39,126	21,414	186,042	38,822
Sausage casings.....	Dut.	102,876	126,166	145,555	137,927	175,238
Seeds:—	"	61,647	80,042	104,695	123,908	97,717
Clover and timothy.....	{	Free.	1,421	3,620	2,088	902	3,176
Flax seed (<i>vide</i> foot-note).....	Dut.	852,218	742,694	884,688	538,494	878,378
Garden, field and other seeds for agricultural or other purposes, N.O.P., sunflower, canary, hemp and millet seed, when in packages weighing over one pound each.....	"	Bush	629,158	7,89,228	1,806	4,124	10,609	22,086	144,595	335,925	5,039	9,395
Garden, field and other seeds for agricultural or other purposes, N.O.P., sunflower, canary, hemp and millet seed, when in packages weighing one pound each or less.....	"	"	240,233	254,916	289,646	209,409	212,000
Total.....	"	"	7,437	5,983	6,137	7,325	9,952

NOTE:—IMPORTS FOR CONSUMPTION.

Flax seed.....	Dut.	Bush.	392	622	1,806	4,124	10,609	22,086	144,595	335,925	5,039	9,395
----------------	------	-------	-----	-----	-------	-------	--------	--------	---------	---------	-------	-------

Raw or as reeled from the cocoon, not being doubled, twisted or advanced in manufacture in any way.....	Free Lbs.	93,345	334,669	101,765	353,322	118,287	337,397	70,196	232,437	61,537	262,159
Sewing and embroidery silk; silk twist and silk floss.....	Dut.	11,563	13,704	16,619	26,634	81,275
Silk in the gum or spun for the manufacture of ribbons and shoe laces.....	"	1,033	2,168	1,595
Silk in the gum or spun, for the manufacture of silk underwear or of woven labels.....	Free Lbs.	3,471	12,326	3,317	13,359	4,330	17,255	7,375	29,247	25,713	94,503
Silk, spun, not coloured, N.O.P.; silk in the gum, not more advan- ced than singles, tram or thrown organzine, not coloured.....	Dut. Lbs.	1,031	3,203	1,848	3,407	5,404	12,638	1,006	3,034	804	2,904
Other silk, &c.....	(Free	17,865	24,926	40,019	87,566	223,708
Total silk and mfrs. of.....	(Dut.	336,889	371,973	639,296	928,093	1,223,732
	(Free	359,249	385,745	435,081	282,577	316,157
Slate and manufacturers of.....	Dut.	118,369	131,057	140,257	160,733	199,082
Soap:— Castile.....	Dut. Lbs.	78,633	7,639	43,599	5,342	52,998	6,423	55,498	6,487	67,465	6,966
Common or laundry.....	" "	2,843,075	139,363	3,383,367	191,189	3,798,503	214,565	5,298,801	316,328	6,539,221	395,580
Common soft or liquid.....	" "	111,311	6,999	229,624	13,185	76,700	3,382	89,320	3,710	96,235	3,224
Harness.....	" "	15,014	1,751	12,318	1,142	12,133	1,150	16,052	1,080	7,079	654
Pearline and other soap powders, Soap, N.O.P., including pumice, silver and mineral soap, sapolite, and like articles.....	" "	2,564,741	105,625	2,033,989	107,915	1,926,832	102,585	2,018,004	103,305	2,465,804	136,439
Toilet.....	Free Lbs.	53,640	1,897	45,737	1,637	23,890	941	22,632	944	54,561	2,059
Whale oil soap.....	(Dut.	494,036	607,247	613,161	821,852	1,009,053
	(Free	1,897	1,637	941	944	2,039
Total soap.....	Dut. Lbs.	691,445	65,350	751,136	70,906	783,672	83,073	905,035	98,388	893,172	89,334
Spirits and wines:— Spirits:— Brandy, including artificial brandy and imitations of brandy, N.O.P.....	Dut. Galls.	2,388	5,439	1,014	3,131	1,784	5,818	1,443	2,295	1,164	2,224

SESSIONAL PAPER No. 10a

Stockinettes for the manufacture of rubber boots and shoes	Dut.	67,832	28	62,439	48,306	47,727	78,575
Burrstones in blocks, rough or unmanufactured, not bound up, or prepared for binding into mill stones	3	93	21,304	302	880	132	238
Chalk, prepared	Dut.			26,431	33,333	35,187	40,013
Chalk, china or Cornwall stone, cliff stone, and felspar, fluorspar		55,909		92,418	89,846	98,289	131,276
Magnesite, ground or unground	Free.						
Flagstone, granite, rough, sandstone and all building stone, not laminated, sawn or chiselled	Dut.	60,750	23,314	108,176	123,606	77,801	118,385
Flagstone, and all other building stone, sawn or dressed	"	72,029	36,739	183,622	206,082	299,288	485,677
Flint and ground flint stones	Free, Cwt.	36,987	42,830	24,067	47,835	45,848	33,786
Gamister	"	290	925	428	808	406	124
Granite, sawn only	Dut.	2,658	155	1,320	3,200	4,506	92,555
Granite, manufactures of, N.O.P.	"	2,965		7,802	5,025	7,966	24,048
Gravel and sand	Free, Tons	112,331	147,244	147,903	188,648	236,591	413,988
Grindstones, not mounted and not less than 36 inches in diameter	Dut.	32,153		50,801	57,758	70,240	78,521
Grindstones, N.O.P.	"	13,025		16,121	22,759	21,013	31,373
Gypsum, crude (sulphate of lime)	Free, Tons	34,522	3,736	11,562	22,818	8,681	16,634
Lithographic stones, not engraved	Dut.	3,625		5,918	7,719	9,591	7,135
Paving blocks	"	42,266		58,247	73,033	64,737	63,949
Plaster of Paris or gypsum, ground, not calcined	" Bbls.	5,427	71,089	16,815	11,580	2,141	19,208
Plaster of Paris, or gypsum, calcined, and prepared wall plaster	" Cwt.	64,746	429,953	123,963	135,372	295,308	228,084
Stone, refuse, not sawn, hewn or chiselled, nor fit for flagstone, building stone or paving	Free, Tons	35,339	128,098	64,454	66,344	108,281	103,537
Other stone, &c.	(Dut.)	18,302		25,108	28,959	32,795	41,857
	(Free.)	281		36		4,515	5,376
Total stone and mfrs. of.	(Dut.)	339,310		624,324	708,426	830,573	1,160,805
	(Free.)	275,762		341,230	392,889	502,743	734,929
Sugar, molasses, &c. :-							
(Glucose or grape sugar, glucose syrup and corn syrup, or any syrups containing any admixture thereof.	Dut. Lbs.	64,654	3,305,856	74,582	85,048	83,772	176,886
Maple sugar, and syrup.	"	3,227	64,151	6,562	2,918	4,821	6,521
Galls.	"	18,253	70,152	17,964	16,960	16,050	1,743
Syrups or molasses.	{	53,102	2,766,252	58,427	64,082	60,726	43,918
	{	2,331,140	831,497	10,527	13,820	22,171	29,861
	{ Free.	41,493					3,966,004

4 GEORGE V., A. 1914

TRADE OF CANADA WITH UNITED STATES—Continued.

PRINCIPAL ARTICLES IMPORTED THEREFROM—Continued.

ARTICLES.	1909.		1910.		1911.		1912.		1913.	
	Quantity.	Value.	Quantity.	Value.	Quantity.	Value.	Quantity.	Value.	Quantity.	Value.
Sugar, molasses, &c.:— <i>Con.</i>		\$		\$		\$		\$		\$
Sugar, above No. 16 D.S. in colour, and all refined sugars testing not more than 88 degrees by the polariscope.	368,937	16,405	225,285	11,141	252,548	12,244	480,387	21,666	682,419	32,653
Sugar N.O.P., not above No. 16 D.										
S. in colour, sugar drainings, or pumpings drained in transit, melado or concentrated melado, tank bottoms and sugar concrete.	4,679,428	101,795	14,914,032	392,384	4,148	173	6,659,654	203,019	37,858,867	923,239
Sugar candy, and confectionery of all kinds, including sweetened gums, candied peel, candied pop corn, candied fruit, candied nuts, flavoring powders, custard powders, jelly powders, sweetmeats, sweetened breads, cakes, pies, puddings and all other confections containing sugar.	821,537	117,012	879,508	130,316	1,252,699	171,987	1,851,807	247,327	2,750,833	356,754
Total sugar, molasses, &c.	376,448	691,376	353,412	637,381	1,561,714
.....	7,164	10,527	13,820	22,171	29,861
Tallow.	42,359	2,769	145,561	12,636	158,506	14,482	110,977	8,020	145,075	10,959
Type lines of any material.	9,412	9,929	6,458	9,480	5,072
Tar, coal, and coal pitch, including tar and pitch (pine) and tar base, &c.	168,735	163,618	229,550	149,529	238,401
Tea.	321,122	34,801	469,292	51,249	370,294	41,585	316,269	46,526	236,774	36,411
Tea and pitch (pine) and tar base, &c.	84,967	115,303	136,284	148,391	150,431
Teeth, artificial, not mounted.
Tobacco and manufactures of:—										
Cigarettes.	574	1,530	1,239	3,462	1,892	6,716	2,769	9,228	4,347	13,285
Cigars.	4,967	20,969	7,489	30,832	12,686	57,095	13,222	54,378	19,245	82,227
Cut tobacco.	71,863	40,692	75,064	38,217	104,189	55,288	169,742	100,256	303,064	177,792
Snuff.	53,648	25,462	8,672	4,600	6,319	2,640	22,921	6,901	40,269	8,612

SESSIONAL PAPER No. 10a

Tobacco, unmanufactured, for ex- cise purposes.....	Free, Lbs. (Dut. "	14,761,091	3,195,479	14,242,809	3,115,979	16,173,127	3,521,557	15,693,051	3,817,904	20,908,450	5,228,427
	(Free, "	126,377	55,577	155,852	69,757	191,989	89,394	294,483	99,412	191,065	93,130
Total tobacco and mfrs. of.											
Tobacco pipes of all kinds, pipe mounts, cigar and cigarette holders, and cases for same, smokers' sets and cases therefor and tobacco pouches.....	(Dut. "	257,429	144,280	228,316	137,868	329,075	211,133	413,137	270,175	557,990	375,046
	(Free, "	14,761,094	3,195,479	14,242,809	3,115,979	16,173,127	3,521,557	15,693,051	3,817,904	20,908,450	5,228,427
Tobacco pipes of all kinds, pipe mounts, cigar and cigarette holders, and cases for same, smokers' sets and cases therefor and tobacco pouches.....											
Tortoise and other shells, unmanu- factured.....	Dut.		41,480						53,338		94,463
	Free		6,511						18,739		22,092
Trunks, valises, hat boxes, carpet bags, and tool bags.....	Dut.		21,079						69,350		125,241
	Free		21,752						35,792		48,946
Trusses, surgical, pessaries and sus- pensory bandages.....	Free, Lbs.	45,929	2,027	204	27,018	122	105	127,040	7,351	95,252	7,329
	Galls.	905,497	411,132	949,215	519,821	898,343	674,352	945,276	626,042	1,142,654	572,943
Turpentine, raw or crude.....	"		1,428		2,136		2,536		3,109		3,132
	"										
Turtles.....	Dut.		18,675				12,757		14,451		25,927
	" Galls.	54,469	89,657	72,102	118,714	73,660	119,447	72,121	124,381	87,824	151,105
Varnish, lacquers, &c.											
Vegetables :-	Dut. No.	607,145	53,550	706,683	65,851	850,357	89,425	1,200,714	104,898	1,492,185	113,892
	" Bush.	127,110	129,725	217,170	181,751	415,989	216,121	335,751	394,817	439,674	426,899
Potatoes, N.O.P.	"	29,493	29,312	37,347	33,785	41,754	40,665	43,155	52,326	56,491	59,674
	"	81,610	150,840	143,926	166,343	293,549	256,127	82,240	228,104	144,474	309,071
Tomatoes, fresh.....	"										
	"										
Tomatoes and other vegetables, in- cluding corn and baked beans, in cans or other air tight packages, N.O.P.	" Lbs.	755,280	68,937	944,599	66,101	3,691,038	177,332	14,998,798	529,425	11,045,115	442,523
	"		363,427		490,595		623,453		857,258		1,017,450
Other vegetables, N.O.P.											
Total vegetables.....	"		795,791		1,001,426		1,424,123		2,166,828		2,399,539
	"										
Vinegar.....											
Waste or shoddy* from cotton, wool len or other fabrics or from yarn or thread, machined, garnetted or prepared for use	Dut. Galls.	33,762	3,871	43,889	1,757	17,882	1,814	32,300	3,489	16,474	3,076
	" Lbs.	2,893,869	151,288	2,978,101	159,760	3,277,738	196,169	3,538,463	206,965	4,102,237	231,550
Watches and parts of.....	"		538,335		669,740		767,249		912,221		1,037,003
	"										
Wax and mfrs. of :-											
Bees.....	Dut. Lbs.	42,453	15,073	59,909	18,888	85,145	24,239	90,213	27,605	80,024	24,434
	"	118,945	11,878	384,537	23,667	1,790,374	73,270	1,435,187	63,022	1,537,931	74,297
Paraffine.....	"						1,577	31,152	2,362	89,352	6,367
	"	17,529	1,691	20,697	1,998	22,080					
Sealing.....											

SESSIONAL PAPER No. 10a

[illegible]

SESSIONAL PAPER No. 10a

Show cases of all kinds and metal parts thereof.	Dut. No. Free, M.	1,570	15,095	1,567	16,226	1,564	24,780	1,756	22,427 20	4,602	50,454
Treenails.											
Umbrella, parasol and sunshade sticks or handles, N.O.P.	Dut.		4,288		12,182		8,522		9,818		14,314
Veneers of oak, rosewood, mahogany, Spanish cedar and walnut not over $\frac{3}{8}$ of an inch in thickness	"		130,626		212,826		245,689		251,522		291,790
Veneers of wood, N.O.P., not over $\frac{3}{8}$ of an inch in thickness.	"		28,736		31,849		53,133		44,067		62,609
Walking sticks and walking canes of all kinds.	"		9,563		9,258		9,395		6,775		10,586
Woodenware:—											
Churns, N.O.P., washboards, pounders and rolling pins.	"		8,681		13,340		16,689		21,356		29,658
Palls and tubs.	"		8,076		15,217		13,797		7,497		30,374
Wood ten pins, rough, for the manufacture of ten pins.	"		31,173		32,436		75		49,491		191,345
Wood pulp.	"		770,412		1,052,400		1,470,638		1,868,881		2,713,296
Other wood and mfrs. of.	{ Free.										1,126
Total wood and mfrs. of.	{ Dut.		2,159,111		2,907,557		3,965,591		5,315,493		8,173,008
	{ Free		6,147,249		8,008,975		12,626,154		14,398,289		19,184,547

Wood and manufactures of:—

Bed comforters.	Dut. No.	18	80	d	4	127	286	11	26	110	344
Blankets, composed wholly of pure wool.	"	15,677	5,532	15,674	6,804	41,317	16,545	32,959	11,974	53,167	24,625
Carpets, all kinds N.O.P.	"	7,012	6,123	14,023	13,021	9,711	6,426	10,161	11,503	25,784	20,625
Carpets, mats and rugs, including hearth sizes, 30 sq. ft. and smaller.	"		13,749		20,544		41,475		46,708		51,828
Clothing:—											
Knitted goods, including knitted underwear, N.O.P.	"		45,647		63,261		74,952		98,143		160,201
Outside garments for women and children.	"		64,675		136,488		123,911		139,312		191,914
Shawls.	"		655		380		678		2,231		2,534
Shirts.	"	355	2,174	500	2,587	204	1,298	572	4,214	2,132	15,725
Socks and stockings.	"	6,490	9,610	8,203	11,408	19,310	28,290	23,986	43,171	36,751	81,264
Undershirts & drawers, N.O.P.	"		18,424		8,351		11,780		17,098		18,881
Other clothing, N.O.P.	"		458,681		523,411		481,888		597,825		861,619
Fabrics:—											
Cassimeres, cloths and doeskins.	"	13,761	9,048	19,592	10,857	18,987	10,909	19,816	13,233	61,076	34,977
Coatings and overcoatings.	"	2,864	2,063	8,652	4,609	2,348	1,345	2,736	2,925	4,088	2,364

4 GEORGE V., A. 1914

TRADE OF CANADA WITH UNITED STATES—Continued.
 PRINCIPAL ARTICLES IMPORTED THEREFROM—Concluded.

ARTICLES.	1909.		1910.		1911.		1912.		1913.	
	Quantity.	Value.	Quantity.	Value.	Quantity.	Value.	Quantity.	Value.	Quantity.	Value.
Wool and manufactures of:— <i>Con.</i>		\$		\$		\$		\$		\$
Fabrics:— <i>Con.</i>										
Dress goods, coat linings, Italian clothes, alpaca, orleans, cashmeres, henriettes, serges, burlings, nun's cloth, bengalines, whip cords, twills, plains or jacquards of similar fabrics composed wholly or in part of wool, worsted, the hair of the camel, alpaca, goat, or like animal, not exceeding in weight six ounces to the square yard, to be dyed or finished in Canada.....	4,650	1,034								
Felt cloth, N.O.P.....	8,092	7,714		5,721	2,259	633	1,195	472	40	37
Flannels, plain, not fancy.....	8,885	1,903	13,309	3,004	9,294	8,768	9,905	8,911	22,065	12,759
Italian linings, cobourgs, lustrs, mohairs and alpaca.....	1,556	619	2,172	731	2,293	819	10,361	4,136	15,626	3,861
Prunella cloth.....	1,670	202				304		271		
Tweeds.....		1,039	634	408	3,439	1,961	1,934	1,426	3,931	2,710
Other fabrics and manufactures, N.O.P.....		59,099		62,555		71,910		80,557		161,668
Felt, pressed, of all kinds, not filled or covered by or with any woven fabric.....	71,841	27,523	237,553	48,883	758,761	77,547	524,982	84,139	609,891	123,577
Noils, being the short wool which falls from the combs in worsted factories, and worsted tops, N.O.P.										
Railway rugs.....		5,506		16,625		8,226		2,054		128,670
Wool, and the hair of the camel, alpaca, goat and other like animal, not further prepared than washed, N.O.P.....		128		161		573		751		470
	1,203,308	207,486	807,855	159,341	875,406	181,104	963,720	167,495	1,097,799	217,041

SESSIONAL PAPER No. 10a

Yarns.....	(Dut. Lbs. Free " Dut. Free)	3,987 422	2,271 227 13	4,382 261	2,660 290	6,400 3,476	4,912 1,143	22,573 598	8,728 703	13,116 5,484	6,378 2,321 445
Other wool and mfrs. of ..	(Dut. Free)										
Total wool and mfrs. of. . .	(Dut. Free)	737,794 213,431			925,845 176,256		966,964 190,777		1,179,397 170,523		1,784,472 348,032
Works of art in bronze, cast from models made in Canada and de- signed by sculptors domiciled therein ..	Free		560	412,149	2,005		4,185		120		1,518
Yeast.....	Dut. Lbs.	347,367	82,027		102,704	558,040	132,010	799,084	188,927	1,217,632	293,049
All other articles imported.....	(Free)		180,138 21,173		193,271 18,610		349,864 20,282		581,243 47,551		1,404,454 116,523
<i>Recapitulation.</i>											
Imports—Dutiable.....			102,138,457		133,026,137		161,533,448		204,870,045		288,989,870
Free			80,532,531		100,045,018		122,789,873		137,349,086		160,960,173
Total imports (indse).....			182,690,988		233,071,155		284,323,321		342,219,131		449,950,043
Coin and bullion.....			9,970,372		5,999,394		10,089,881		25,925,976		5,372,312
Total imports.....			192,661,360		239,070,549		294,413,202		368,145,107		455,322,555
" exports.....			92,604,357		113,150,778		119,390,801		120,534,634		167,110,382
Total trade.....			285,265,717		352,221,327		413,812,003		488,679,741		622,432,937

4 GEORGE V., A. 1914

TRADE OF CANADA WITH UNITED STATES—Continued.

PRINCIPAL ARTICLES EXPORTED THERE TO.

ARTICLES.	1909.		1910.		1911.		1912.		1913.	
	Quantity.	Value.	Quantity.	Value.	Quantity.	Value.	Quantity.	Value.	Quantity.	Value.
Ale and beer.....	5,876	\$ 4,484	7,131	\$ 4,961	7,280	\$ 8,310	2,473	\$ 2,328	3,743	\$ 2,741
Animals, living:—										
Cattle, one year old or less.....	2,987	36,474	1,709	23,680	554	14,862	172	4,565	5,309	52,566
" over one year old.....	13,211	508,416	10,427	619,996	7,068	400,180	9,784	633,327	23,001	1,072,387
Horses, one year old or less.....	34	2,629	20	6,215	14	1,580	22	1,925	12	2,560
" over one year old (Canadian).....	1,478	295,230	1,886	446,971	2,023	497,566	1,410	311,564	1,770	470,665
" over one year old (Foreign).....	1,196	415,757	1,589	466,987	1,227	436,490	1,395	543,980	1,671	549,793
Poultry.....		51,450		112,314		93,769		67,459		67,095
Sheep, one year old or less.....	81,345	310,461	87,815	415,962	9,421	47,854	5,889	26,949	5,340	29,982
" over one year old.....	14,263	133,515	17,349	171,642	34,191	249,933	11,130	72,270	6,167	39,711
Swine.....	132	2,826	213	6,207	2,774	45,531	195	3,843	88	1,415
Other animals, living.....		40,234		37,163		32,795		28,979		30,591
Total animals, living.....		1,796,992		2,307,125		1,880,060		1,697,061		2,316,775
Ashes, all kinds.....				62,718				44,270		38,679
Balsam.....		60,125		16,409		61,724		3,702		6,086
Bones.....	104,529	82,485	73,006	72,005	58,364	69,431	39,453	52,442	44,260	64,591
Books, photographs, &c. (Canadian).....		153,738		156,457		167,552		171,090		200,510
Books, photographs, &c. (Foreign).....		83,309		88,013		86,698		85,585		95,344
Breadstuffs:—										
Grain;—Barley.....	266,066	144,660	147,596	66,608	86,295	49,361	919,967	558,026	773,281	440,468
Beans.....	78,352	123,960	12,907	24,908	22,277	40,024	2,677	5,922	2,317	6,708
Buckwheat.....	152,089	87,343	163,971	90,820	74,033	38,012	46,790	23,115	53,387	28,686
Corn.....	4,329	4,076	3,358	2,994	2,192	2,043	4,978	4,074	13,419	10,510
" (Canadian).....					1,520,938	979,071	3,291,911	2,329,076	3,000	2,010
Oats.....	1,554,309	790,567	1,285,684	534,692	183,417	196,407	697,715	319,124	1,735,580	742,597
Pease, whole.....	103,763	141,047	232,560	273,956	206,887	303,199	263,741	328,583	51,280	119,680
" split.....	25,661	40,374	47,971	73,352	22,362	31,035	19,378	26,252	4	7
Rye.....	4,005	2,487	10,388	7,347	71,908	45,309	11,670	7,685	616	603

SESSIONAL PAPER No. 10a

Wheat	650,601	602,661	1,856,181	1,883,647	478,605	504,208	1,399,655	1,255,063	9,872,428	8,397,421
Other grain	951	661	156	146	493	572	446	424	101,170	45,018
Total grain	2,840,156	1,847,836	3,760,772	2,958,470	2,669,407	2,099,301	6,657,028	4,852,944	12,606,432	9,793,788
Grain products:—										
Bran	584,571	485,760	1,087,108	1,068,724	1,503,900	1,407,077	604,557	444,202	1,020,668	880,224
Oatmeal	1,264	6,336	2,110	9,422	440	2,002	888	3,650	1	6
Wheat flour	58,263	238,932	126,188	572,092	25,967	114,669	58,403	243,934	29,983	134,743
Other grain products		1,372		5,878		3,719		6,905		1,614
Total grain products		732,400		1,652,116		1,587,407		698,691		1,025,587
Breadstuffs, other, N.E.S.		12,733		51,080		40,218		125,098		45,946
Total breadstuffs		2,592,969		4,661,666		3,726,986		5,676,733		10,865,271
Bricks	581	3,811	396	2,618		2,431	251	1,830	663	8,762
Carriages, &c.:—										
Automobiles (Canadian)	24	48,095	45	93,944	61	99,808	89	196,984	122	190,070
" (Foreign)	99	231,890	93	207,672	146	255,391	245	547,407	369	662,813
" parts of								140,666		112,410
Bicycles and parts of		3,863		3,453		4,478		34,787		20,189
Carriages	90	6,531	112	9,965	134	10,650	79	5,876	171	10,098
" parts of		3,451		4,882		72,149		3,476		3,135
Carts	287	9,209	125	4,648	23	764	134	5,029	65	2,529
Wagons	97	6,234	181	10,004	206	10,745	140	7,189	134	8,221
Other carriages, &c.		44,304		69,679		487,187		270,699		256,486
Total carriages, &c.		355,577		404,247		941,282		1,212,113		1,205,951
Cement		67,876		100,516		846		2,631		1,504
Clothing and wearing apparel		77,132		87,746		125,971		127,778		192,428
Coal, coke, &c.:—										
Charcoal		41,458		4,800		3,045		3,889		4,970
Cinders		969		283		9,391		1,818		5,919
Coal (Canadian)	1,291,107	3,493,637	1,442,018	3,798,623	1,866,742	4,427,606	991,558	2,653,214	1,630,468	4,130,435
" (Foreign)	92,203	140,821	182,251	270,858	157,028	299,928	88,639	126,100	60,915	97,657
Coke	77,162	371,880	48,831	217,278	59,905	255,791	15,071	65,563	61,990	269,133
Total coal, &c.		4,048,465		4,291,842		4,925,764		2,850,584		4,508,114
Coffee	103,954	13,948	289,889	33,622	295,951	40,129	120,395	21,081	159,619	21,751

SESSIONAL PAPER No. 10a

Earthenware and mfrs. of Electric apparatus	(Canadian Foreign)	4,301 16,348 47,185	805 305,670	6,729 20,888 46,694	3,477 34,767 73,327	3,896 29,220 81,097	6,438 40,178 147,732
Fertilizers— Phosphates.....	Tons	289,591	805	15,735	381,361	806,780	1,594,288
Other fertilizers.....		289,591		305,670			1,594,288
Total fertilizers.....		289,591		321,405	381,361	806,780	1,594,288
Fish:							
Bait fish.....	Bbls.	20,544	4,849	9,414	10,299	102,475	94,451
" clams and other.....	"	88,951	33,619	76,491	105,394	67,347	787,179
Codfish, dry salted.....	Cwt.	424,584	91,469	433,097	511,155	602,705	123,163
" including haddock, ling and pollock, fresh.....	Lbs.	187,144	375,738	11,550	16,107	47,125	14,419
Codfish, pickled.....	Cwt.	8	608	2,512	694	3	288
" wet salted.....	"	2,773	4,310	15,410	60,088	50,579	40,516
Haddock, fresh.....	Lbs.	3,357,308	1,616,472	87,187	138,891	131,301	147,297
Herring, fresh or frozen.....	"	19,564,546	123,065	2,594,850	33,437,708	200,617	291,406
" canned.....	"	53,014	211,426	169,773	4,915	1,533	34,383
" pickled.....	"	34,300	39,702	113,533	60,166	71,580	44,584
" smoked.....	"	2,163,721	893,349	714,502	23,381	27,624	36,928
Lobsters, fresh.....	Bbls.	34,385	41,174	528,353	521,539	566,946	625,881
" canned.....	"	2,929,313	844,019	732,454	770,109	895,961	822,993
Mackerel, fresh.....	"	61,800	10,320	1,720	89,730	68,175	175,488
" pickled.....	"	2,580,131	2,255,634	119,919	1,031,143	3,118,541	124,568
Oysters, fresh.....	Bbls.	28,509	14,419	176,883	88,183	101,449	5,761
" preserved in cans.....	"	190	205	1,813	1,414	5,213	
Salmon, fresh.....	Lbs.	374	7,785	809	439		
" canned.....	"	802,866	1,489,105	144,113	129,234	139,313	171,581
" pickled.....	"	141,997	17,143	14,387	21,008	18,597	11,221
Salmon or lake trout.....	Bbls.	2,025	6,570	105,432	70,032	80,566	26,156
Tongues and sounds.....	Lbs.	815,779	44,814	558,213	29,724	14,678	14,614
Fish, all other, fresh.....	Bbls.	928	718	12,593	37,442	32,651	53,283
Other fish.....		1,322,483	1,669,018	1,669,018	1,743,439	1,740,172	1,895,139
Total fish.....		56,829		101,603	119,607	99,823	122,112
Flax, hemp, tow and mfrs. of:—						5,108,006	5,401,136
Flax.....	Cwt.	11,889	8,779	84,035	123,508	70,266	22,926
Hemp.....	"		3,160	18,198		3,136	
Tow.....	"	853	496	2,333	11,392	11,563	4,892
Total flax, &c.....		12,742	12,435	104,566	134,900	84,965	27,818

TRADE OF CANADA WITH THE UNITED STATES—Continued.
 PRINCIPAL ARTICLES EXPORTED THERE TO—Continued.

ARTICLES.	1909.		1910.		1911.		1912.		1913.	
	Quantity.	Value.	Quantity.	Value.	Quantity.	Value.	Quantity.	Value.	Quantity.	Value.
Fruits and nuts:—		\$		\$		\$		\$		\$
Apples, dried.....	734,474	45,098	1,209,173	88,350	317,396	20,033	105,873	10,158	219,716	12,709
green.....	19,233	37,691	48,465	138,446	17,032	50,780	10,396	21,478	9,793	23,854
Berries, all kinds.....		196,740		171,245		93,020		112,701		110,635
Canned or preserved fruits.....		8,302		20,008		15,477		24,396		4,280
Dried, N.E.S.....	44,938	2,883	10,754	583	231,716	13,736	36,579	2,268	65,768	3,065
Nuts.....	57,111	4,885	55,522	3,731	60,964	5,714	36,482	3,360	79,382	10,630
Other fruits.....		91,321		102,240		112,863		112,164		102,017
Total fruits and nuts.....		380,870		519,623		311,623		286,525		267,191
Furs and mfrs. of:—										
Furs, dressed.....		46,155		36,559		53,106		38,385		15,476
Furs, undressed.....		1,257,976		1,925,441		1,635,995		2,019,296		2,184,275
Canadian.....		54,925		71,544		69,488		69,645		94,265
Foreign.....										
Furs and skins, undressed, the produce of marine animals.....		23,734		8,832		6,521		4,850		10,267
Other furs and mfrs. of.....		10,709		13,723		20,486		13,037		38,900
Total furs and mfrs. of.....		1,393,499		2,056,102		1,755,596		2,143,213		2,343,183
Glass and glassware.....										
Glue stock.....		10,129		13,074		22,141		26,091		26,558
Grease and grease scraps.....		6,977		9,722		4,500		8,637		27,472
Lbs.....	1,621,883	54,436	890,045	46,688	634,738	31,474	1,934,163	42,527	3,894,415	82,807
Gunpowder and other explosives:—										
Cartridges, gun, rifle and pistol.....		27,798		10,101		8,936		3,847		5,559
Explosives and fulminates, N.E.S.....	222,763	139,690	318,297	242,618	423,449	261,462	257,233	112,612	228,433	75,619
Total gunpowder, &c.....		167,488		252,719		273,398		116,459		81,178

SESSIONAL PAPER No. 10a

Gutta percha and mfrs. of	93,256	82,615	63,057	76,571	393,812
Hair	117,379	154,812	163,453	163,727	203,712
Hats and caps	4,423	7,844	4,256	6,820	9,967
Hay	35,008	86,159	1,449,990	5,187,727	2,979,902
Hides and skins other than fur	3,889,883	5,487,775	4,508,916	5,068,559	7,338,747
Hops	8,971	2,133	9,000	3,513	4,133
Ice	19,509	18,882	27,226	6,686	7,407
Jewellery, all kinds, N.O.P.	447,617	566,031	533,477	63,537	57,148
Junk { Canadian	26,454	39,992	21,915	634,746	1,348,675
{ Foreign				50,591	70,985
Leather and mfrs. of :—					
Sole	58,354	26,115	17,137	6,661	53,928
Upper	18,576	29,574	11,055	14,283	10,959
Other unmanufactured	133,629	20,631	22,916	32,130	14,688
Boots and shoes	27,294	20,946	32,775	31,615	27,323
Harness and saddlery	11,803	19,347	14,377	15,939	48,976
Other manufactured	8,037	12,343	8,295	12,441	15,081
Total leather and mfrs. of	87,874	88,432	106,585	113,109	14,296
Line	29,128	53,252	39,511	39,183	170,763
Metals and minerals and mfrs. of :—					
Copper, fine, contained in ore, &c., incl. black copper and copper in pigs	51,748,945	5,085,576	5,140,988	5,249,246	21,438
Gold and silver and mfrs. of :—					
Gold-bearing quartz, { Canadian		5,920,376	5,342,550	7,132,546	9,304,031
dust, nuggets, &c. { Foreign		94,047	19,808	18,046	11,169,239
Silver metallic, contained in ore, concentrates, &c.	17,739,240	12,015,356	11,317,731	11,316,813	4,903
Total gold and silver		18,029,779	16,680,089	18,467,405	8,828,897
Total gold and silver					20,003,039
Iron and steel and mfrs. of :					
Agricultural implements		96,949	173,351	74,688	91,715
Chronic iron	4,197	13,556	150		45,855
Hardware { Canadian	28,163	30,121	38,878	31,371	54,837
{ Foreign		21,291	13,180	22,515	14,649
Sewing machines { Canadian	524	1,100	17,977	18,467	508
{ Foreign	351	1,451	9,713	9,153	6,522
Machinery, N.E.S. { Canadian		246,476	222,522	191,724	272,982
{ Foreign		401,592	396,187	301,564	567,566
Ore, iron	3,821	80,510	233,226	133,361	339,841
Pig iron	821	222,163	233,061	230,065	325,401
Scrap iron or steel { Canadian	116,748	317,972	113,298	46,500	478,692
{ Foreign	16,872	246,406	62,612	33,865	35,356

4 GEORGE V., A. 1914

TRADE OF CANADA WITH UNITED STATES—Continued.
 PRINCIPAL ARTICLES EXPORTED THERETO—Continued.

ARTICLES.	1909.		1910.		1911.		1912.		1913.	
	Quantity.	Value.	Quantity.	Value.	Quantity.	Value.	Quantity.	Value.	Quantity.	Value.
Metals and minerals and mfrs. of:—										
Iron and steel and mfrs. of:—		\$				\$				\$
Steel and mfrs. of { Canadian.....	293,598			196,462		208,229		227,476		339,518
Other iron and steel and mfrs. of { Foreign.....	196,189			285,315		310,427		322,580		426,652
		30,168		41,005		40,571		56,487		71,173
Total iron and steel and mfrs. of.....		1,347,586		2,242,297		2,172,385		1,723,358		2,825,338
Lead, metallic, contained in ore, including pig.....										
Tin and mfrs. of { Canadian.....	172,927	5,457	6,211,542	131,145	36,800	1,308	185,901	5,957	105,834	8,454
Other iron and steel and mfrs. of { Foreign.....		20,673		40,121		10,508		34,563		51,253
		15,346		42,091		31,216		53,895		173,619
Miscellaneous metals and minerals and manufactures of:—										
Aluminum in pigs, bars, ingots, &c.....	1,225	18,389	41,753	625,521	31,842	476,727	72,456	933,726	80,144	872,831
Aluminum, mfrs. of.....		1,994		2,997		2,312		2,341		21,240
Arsenic.....	2,056,035	57,124	3,967,513	160,287	2,813,027	69,181	4,060,979	76,588	3,492,209	108,365
Asbestos.....	48,940	1,294,977	51,710	1,300,457	56,036	1,548,456	63,353	1,772,474	72,570	1,963,246
Jewellers' sweepings.....		59,220		60,225		95,754		110,376		202,017
Mica.....	338,964	197,383	829,440	287,048	618,027	246,798	629,076	217,876	751,636	282,062
Nickel, fine, contained in ore, native or speiss.....	17,072,962	1,536,816	25,830,298	2,546,711	29,819,292	3,092,197	28,074,244	2,975,688	43,341,307	4,327,656
Ores, —Antimony.....	1	204						133		150,463
Corundum.....								798	1,393	303
Manganese.....			4	160	5	251		81,744	8	428,090
Other ores.....	11,300	886,395	9,918	453,739	8,605	594,467	7,168	338,417	15,580	9,787
Platinum, contained in concentrates, or other forms.....	700	6,565	2,295	63,618	223	7,870	180	10,406	228	73,680
Plumbago, crude ore and concentrates.....	8,722	14,057	23,691	57,062	3,299	14,827	25,798	53,105	33,800	40,984
Pyrites, manufactures of.....	25,449	773	10,217	67,233	35,710	118,962	27,865	110,109	3,427	7,007
		130,610	26,939	114,044						

SESSIONAL PAPER No. 10a

Stereotypes, electrotypes, &c.	4,080	4,775	13,856	4,822
Other miscellaneous metals, &c.	187,049	167,618	284,357	343,413
Total miscellaneous metals and mfrs. of	5,873,325	6,417,428	7,005,112	8,839,308
Total metals and minerals and mfrs. of	32,044,224	30,453,922	32,539,536	41,405,102
Milk and cream :— Milk and cream condensed, canned or preserved	139,014	143,617	34,168	35,105
Cream, sweet	223,025	11,478	886,174	5,107
Milk, sweet	58,102	1,714,528	792,595	731,123
Total milk and cream	223,028	5,391	7,771	1,411
Mineral water	55,660	1,731,397	797,553	757,642
Musical instruments :— Organs	61	15,799	13,291	2,121
Pianos	194	71	25,023	15,065
Other musical instruments	7,404	138	47,201	184
Total musical instruments	62,223	4,181	5,471	8,932
Oil cake	67,285	68,270	77,981	71,387
Oils :— Cresote oils	41,236	81,313	1,153,821	73,962
Fish oils :—Cod	32,272	28,096	100,297	38,290
Squal	62,149	1,813	1,282	345
Whale	8,235	238,424	583,029	1,017,846
Other fish oils	1,669	26,122	37,809	80,435
Naphtha and gasoline	109,999	2,333,366	988	620
Other oils	1,658,662	116,558	36,672	122,520
Total oils	1,850,631	500,786	1,935,370	546,908
Paintings, all kinds	11,690	24,808	587,074	346,385
Paints and varnishes	11,690	24,808	394,109	333,427
Paper :— Felt	38,803	7,976	15,326	8,595
Printing	914,657	1,962,832	1,981,863	4,242,298
Wall paper	1,440	5,315	59,283	56,805
Wrapping	85	1,183	758	2,864,733
Other paper, N.E.S.	62,145	101,388	84,552	96,992
Total paper	990,156	2,075,889	2,086,304	4,390,144

4 GEORGE V., A. 1914

TRADE OF CANADA WITH UNITED STATES—Continued.
 PRINCIPAL ARTICLES EXPORTED THERETO—Continued.

ARTICLES.	1909.		1910.		1911.		1912.		1913.	
	Quantity.	Value.	Quantity.	Value.	Quantity.	Value.	Quantity.	Value.	Quant.	Value.
Plants and trees.....		\$ 17,121		29,607		\$ 13,574		\$ 21,913		\$ 24,316
Provisions:—										
Butter.....	253,368	54,894	1,111,325	201,968	471,966	91,370	630,555	103,884	326,005	81,632
Cheese.....	213,706	28,936	369,971	63,309	536,817	78,042	331,182	61,067	336,469	56,550
Eggs.....	57,483	14,952	39,817	13,896	28,481	7,956	27,068	6,270	149,182	21,906
Lard.....	626	101	37,221	2,870	34,760	3,435	290	34	2,475	369
Meat:—										
Bacon.....	1,809,182	207,425	60,570	7,751	82,157	12,011	591,273	78,156	153,566	24,169
Beef.....	127,532	14,227	95,588	12,635	1,957	204	6,480	589	19,474	1,912
Canned.....	2,053	364	10,725	2,746	13,704	2,245	6,465	950	24,537	2,938
Game, dressed or undressed.....		3,305		6,438		4,069		3,530		3,697
Hams.....	7,694	1,520	4,151	818	778	168	32,203	4,304	3,455	552
Mutton.....	10,914	1,054	27,886	4,275	2,592	319	31,993	2,517	34,340	5,545
Pork.....	78,796	11,847	51,896	9,868	31,190	7,225	22,035	3,580	58,811	7,173
Poultry, dressed or undressed.....		5,471		4,153		9,777		6,697		5,227
Tongues.....	114	32	69	7						
Other meat.....		37,990		31,223		44,294		53,903		53,130
Total provisions.....		382,118		361,957		261,115		325,431		264,200
Rags.....		211,891		356,448		281,388		315,770		412,338
Salt { Canadian.....	11,460	65	166,701	683	225,920	1,100	126,000	3,038	191,700	1,150
Foreign.....	8,128,990	29,990	2,930,956	7,534	1,209,720	3,698	1,117,380	4,441	433,860	1,703
Sausage casings.....								97,732		157,753
Seeds:—										
Clover.....	30,849	248,765	57,570	422,305	154,604	1,169,751	66,715	584,826	30,751	294,661
Flax.....	12,395	14,615	449,739	741,349	1,677,062	3,859,211	991,892	1,802,894	7,561,004	11,885,186
Grass.....	36,801	41,103	59,544	66,908	72,147	191,797	105,043	172,236	91,878	84,884

SESSIONAL PAPER No. 10a

Other seeds.....						22,382				27,450			45,693		104,806		92,405
Total seeds.....						326,865				1,258,012			5,206,452		2,664,762		12,357,136
Settlers' effects. { Canadian						1,540,872				2,076,137			1,748,494		1,702,272		1,940,713
Settlers' effects. { Foreign						134,212				119,053			144,150		214,611		212,763
Ships and launches:— Gasoline launches.....	No.																18,995
Ships..... { Canadian	{	4				1,900				3 570							4
Ships..... { Tons	{	15				83,942				67							40
Ships..... { Foreign	{	5															1
Ships..... { Tons	{	160															37
Total ships and launches.....						85,842				3,570					18,125		18,995
Silk and mfrs. of... { Canadian						9,645				3,300					1,015		9,158
Silk and mfrs. of... { Foreign						6,063				16,562					3,221		30,618
Spirits and wines:— Brandy.....	Galls.	1,934				6,969				10,810					2,157		2,433
Gin.....	"	12,562				14,699				5,628					2,928		3,869
Rum.....	"	206				480				392					147		105
Whiskey.....	"	269,988				847,881				839,652					708,851		842,160
Wines.....	"	3,075				9,512				10,209					22,945		9,190
Wood alcohol.....	"	20,389				6,081				6,625					115		238
Other spirits.....	"	5,482				8,771				12,481					26,737		110
Total spirits and wines.....		313,717				894,343				881,826					823,908		866,611
Stationery.....						8,091				8,156					11,833		13,845
Stone and mfrs. of:— Building, freestone, limestone, &c., unwrought.....	Tons	3,131				3,640				18,232					24,936		29,110
Building, freestone, limestone, &c., dressed.....	Tons									37,682					85,480		114,685
Belapar.....	Tons	9,511				1,098									456		163
Grindstones, manufactured.....	Tons	34,085				34,085				35,975					58,160		45,737
Gypsum or plaster, crude.....	Tons	17,582				17,582				13,451					29,207		24,711
Gypsum plaster or ground.....	Tons	243,571				304,028				396,493					420,520		430,488
Ornamental, granite, marble, &c., un- wrought.....	Tons					9,805				2,520					3,516		7,186
Ornamental, granite, marble, &c., dressed.....	Tons	1,380				9,134				8,610					2,274		1,889
Sand and gravel.....	Tons					22,316				21,877					142		3,614
Stone for mfr. of grindstones, rough.....	"	310,126				162,667				284,426					415,461		413,618
Stone for mfr. of grindstones, rough.....	"	465				772				2,073					22		
Total stone and mfrs. of.....						565,127				786,657					454,763		995,510

4 GEORGE V., A. 1914

TRADE OF CANADA WITH UNITED STATES—Continued.
 PRINCIPAL ARTICLES EXPORTED THERETO—Continued.

ARTICLES.	1909.		1910.		1911.		1912.		1913.	
	Quantity.	Value. \$	Quantity.	Value. \$	Quantity.	Value. \$	Quantity.	Value. \$	Quantity.	Value. \$
Straw.....	2,022	10,001	4,780	24,081	4,022	14,587	7,477	33,605	5,410	27,872
Sugar and molasses.....		132,745		148,188		127,368		213,933		133,458
Tallow.....	10,697	529	4,539	283	6,306	480	156,449	10,978	721,960	44,192
Tar.....		21,062		31,649		16,961		32,604		19,740
Tea / Canadian.....										
Tea (Foreign.....	3,746,023	865,815	3,118,187	711,125	2,630,146	645,402	2,472,954	721,953	2,704,630	801,705
Tobacco and mfrs. of :—										
Cigars.....	4	159	66	1,738	46	905	51	1,408	51	2,254
Cigarettes.....	11	82	88	442	3	23	94	587	23	191
Leaf.....	246,560	133,963	364,236	157,528	250,486	131,185	155,124	79,872	165,050	61,516
Stems and cuttings.....	392,824	17,957	362,769	14,706	522,200	20,908	312,158	20,187	507,010	21,988
Other tobacco and mfrs. of.....		20,401		29,219		16,314		13,836		13,929
Total tobacco and mfrs. of.....		172,562		203,634		169,335		115,890		99,878
Trunks and valises, all kinds.....								4,507		2,884
Vegetables:—										
Potatoes.....	578,012	253,693	679,441	349,104	29,271	13,835	27,284	19,286	152,557	128,211
Turnips.....	1,013,508	147,935	1,298,538	173,933	1,464,856	206,263	1,455,562	245,648	1,318,655	157,322
Vegetables, canned or preserved.....		5,765		8,997		6,710		5,502		2,045
Other vegetables.....		99,726		151,874		235,046		156,097		63,500
Total vegetables.....		507,119		683,908		461,854		126,533		351,078
Wood and mfrs. of :—										
Wood, unmanufactured :—										
Bark for tanning.....	19,659	122,118	15,087	83,264	12,949	78,138	7,919	46,768	5,802	29,842
Firewood.....	29,409	77,458	18,413	46,604	19,330	46,055	17,593	57,936	16,434	48,523
Knees and futtocks.....	19,799	15,618	13,274	7,556	4,772	3,068	7,845	6,631	14,139	29,597
Lathwood.....	913	3,465	1,924	10,310	400	1,600	324	1,134	895	3,392

SESSIONAL PAPER No. 10a

Logs, —		6390	8,136	353	3,983	1,291	13,106	526	6,999	404	5,125
Elm.	M. ft.	3,350	31,797	2,024	15,273	778	6,946	1,456	17,339	918	7,404
Hemlock.	"	4,431	29,081	1,492	29,102	4,726	26,610	7,455	69,287	1,555	24,101
Pine.	"	11,048	109,784	12,042	123,363	13,760	152,927	8,644	72,708	4,927	45,260
Spruce	"	90,494	738,387	94,136	796,596	102,397	962,834	63,191	571,823	89,687	868,740
Other logs	"										
Lumber, —		2,561	52,179	2,795	61,376	3,514	75,844	1,252	33,361	581	12,074
Basswood.	"								3,713		
Battens.	"	1,130	61,519	1,332	83,305	1,482	115,329	816	46,248	1,456	78,355
Deals, pine.	St. Hd	8,817	351,825	12,461	572,103	5,291	217,708	11,494	491,544	18,115	743,361
Deals, spruce and other	"	273	7,916	480	14,112	245	6,888	684	19,567	1,080	30,141
Deal ends	"									26	1,318
Hickory	M. ft.										
Joists.	"			101	1,510						
Laths.	"	691,619	1,586,943	751,729	1,852,211	667,603	1,627,818	638,545	1,651,822	680,372	1,743,248
Palings	M.	17	125	24	250			4,586	12,016		
Pickets	"	29,350	157,117	42,166	196,615	27,176	148,290	28,229	154,680	31,482	171,782
Planks and boards.	M. ft.	774,217	14,814,106	970,413	17,877,863	847,948	15,948,791	776,392	13,634,108	926,620	16,248,542
Scantling.	"	30,021	391,265	44,030	593,452	41,532	571,723	47,953	641,156	76,875	1,079,107
Shingles	M	1,057,338	2,520,339	918,788	2,298,655	711,624	1,648,448	577,167	1,451,878	542,311	1,374,569
Shooks.	"		13,646		26,300		8,323		12,288		21,618
Staves and headings	"		60,690		35,309		47,053		35,747		21,299
Other lumber	"		212,471		319,401		197,792		92,152		77,107
Masts and spars	No.	322	1,560	269	610	118	456	360	1,881	91	462
Match blocks	"		2,989		3,953		6,095		2,263		1,716
Piling	"		74,002		129,418		170,734		292,374		127,371
Hoop, hory, telegraph and other poles	"		43,896		55,810		78,321		74,219		63,148
Posts, cedar, tamarack and other	"		32,248		46,430		34,228		30,229		24,075
Single bolts, of pine or cedar.	Cords	12,324	47,214	16,533	72,761	10,891	37,002	9,799	31,875	7,893	27,769
Sleepers and railroad ties.	Pieces	866,404	289,473	908,097	328,277	1,019,272	356,701	801,852	232,167	564,758	197,290
Timber, square	Tons	21,610	129,472	1,908	22,211	684	12,146	810	13,682	870	12,722
Wood, blocks and other, for pulp.	Cords	794,986	1,356,391	965,271	6,076,628	936,791	6,092,715	879,775	5,697,901	1,003,739	6,806,945
Other wood, unmanufactured	"		7,094		2,856		4,571		24,390		4,069
Total wood, unmanufactured.			26,377,715		31,778,922		28,728,060		25,444,986		29,923,176
Wood, manufactured :											
Barrels, empty.	No.	37,928	12,972	36,617	45,618	34,778	49,072	39,105	37,949	32,088	41,735
Household furniture	"		29,404		32,486		30,494		31,555		33,435
Wood pulp. —											
Chemically prepared.	Gwt.	670,404	1,223,702	831,331	1,597,319	716,427	1,298,462	834,483	1,585,615	1,055,850	1,490,817
Mechanically ground.	"	2,408,629	1,841,177	3,181,507	2,577,990	4,673,922	3,796,427	3,728,141	2,834,329	3,313,450	2,580,462
Other wood manufactured	"		80,076		88,793		113,096		130,172		126,505
Total wood, manufactured.			3,217,331		4,342,206		5,287,851		4,620,220		4,779,954
Total wood and mfrs. of			29,595,046		36,120,828		34,015,911		30,065,206		34,703,130
Wood and mfrs. of			230,066		502,662		126,885		131,307		183,898
All other articles exported			1,261,919		2,090,233		2,090,280		1,390,344		2,860,223

TRADE OF CANADA WITH UNITED STATES—Concluded.
 PRINCIPAL ARTICLES EXPORTED THERETO—Concluded.

ARTICLES.	1909.		1910.		1911.		1912.		1913.	
	Quantity.	Value.	Quantity.	Value.	Quantity.	Value.	Quantity.	Value.	Quantity.	Value.
		\$		\$		\$		\$		\$
<i>Recapitulation.</i>										
Exports—Canadian.....	85,334,806	104,199,675	104,115,823	102,041,222	139,725,953
Foreign.....	5,637,581	6,414,652	8,092,853	10,915,073	11,233,722
Total exports (mdse.).....	91,022,387	110,614,327	112,208,676	112,956,295	150,961,675
Coin and bullion.....	1,581,970	2,536,451	7,188,125	7,578,339	16,148,707
Total exports.....	92,604,357	113,150,778	119,396,801	120,534,634	167,110,382
" imports.....	192,651,360	239,070,549	294,415,202	308,145,107	455,322,555
Total trade.....	285,255,717	352,221,327	413,812,003	488,679,741	622,432,937

