

C. 2

Canada Parliament
Sessional Papers



SESSIONAL PAPERS

VOLUME 7

SECOND SESSION OF THE TWELFTH PARLIAMENT

OF THE

DOMINION OF CANADA

SESSION 1912-13



VOLUME XLVII



1091649

See also Numerical List, Page 25.

ALPHABETICAL INDEX

TO THE

SESSIONAL PAPERS

OF THE

PARLIAMENT OF CANADA

SECOND SESSION, TWELFTH PARLIAMENT, 1912-13.

A		A	
Agricultural Aid Act, Agreement with the several Provinces <i>re</i> expenditure of Subsidies under, &c..	67i	Appointments:—	
Agriculture, Report of Dept. of.. . . .	15	General Foremen, &c. of Public Works of Co. of Bonaventure, since Oct. 1, 1911, to date, &c..	72j
Agricultural School, Model Farm, &c., at New Carlisle, Que., Memorials, &c., <i>re</i>	215	Appointment of Mr. McCloskie as Postmaster at Wakan, B.C.. . . .	72k
Aids to navigation that have been established on the Canadian Atlantic Coast..	89	Archives Branch, <i>re</i> transferring of from Dept. of Agriculture to Secretary of State, &c..	87
Aikins, J. A. M., Report of on 'Moral Instruction in the Canadian Public Schools'..	96	Archives Branch of Secretary of State, Report of work of for year 1912.. . . .	29b
Aldershot Military Camp, number of men at in summer of 1912; contracts given; cost of supplies, &c..	182	Asselin, Olivar, Report of <i>re</i> investigation of French and Belgian immigration into Canada..	91
Aldershot, N.S., <i>re</i> supply of ice for Military Camp at, &c..	221a	Astronomer, Chief, Report of for year ending March 31, 1912..	25a
Aldershot, N.S., <i>re</i> alleged thefts of property from the Militia Camp in Sept., 1912..	221	Atlantic, Quebec and Western Ry., Report of Engineers <i>re</i> usefulness of as feeders to I. C. Ry..	67f
Algoma Steel Co., applications for remission of duties on rails imported by at Fort William, &c..	149	Auditor General:—	
Amiot, P. E., Engineer Public Works Dept., Bonaventure Co., Que., <i>re</i> transferring of..	138	Report of, Volume 1, A to J, for year ended March 31, 1912..	1
Appeals made to Governor in Council, 12 months prior to March, 1912.. . . .	117	Report of, Volume 2, K to U, for year ended March 31, 1912..	1
		Report of, Volume 3, V to Y, for year ended March 31, 1912..	1
		Australia, Commonwealth of, Preferential Tariff between Canada, and.. . .	94

B

Banque Internationale, application of to the Treasury Board, &c..	130
Banque Internationale. <i>re</i> Certificate authorizing transfer of to Home Bank, &c..	228
Peeman, J. C., cancellation of contract of, for conveying H. M. Mails, name of successor, &c..	62b
Begin, Mr. J., appointment of as Manager of Experimental Farm at Ste. Anne..	72e
B'gan and French Immigration to A. Investigation into by Oliver A.	91
Bills passed by House of Commons since Confederation, which have been amended by Senate..	223
Bonaventure, Post Offices opened in since Oct., 1911, to date, &c.. . . .	63
Bonaventure Co., Resolution of, asking for, or objecting to, certain public works in said Co..	139
Bonds and Securities registered since last return, Nov. 28, 1911.. . . .	53
Boulanger & Son, Quebec, Claims of, &c.	141a
Branch Lines I. C. Ry.:—	
Railway from Estmere to Baddeck, <i>re</i> building of..	82
Vale line of, <i>re</i> asking for road to be taken over by I. C. Ry., <i>re</i>	109
Reconstruction of Branch line of into Guysborough Co., N.S..	83e
Breakwater at Petite Rivière, Lunenburg Co. N. S., Report <i>re</i> repairs made on in year 1912..	203j
British Consular Service, O. C. <i>re</i> facilities for information useful to Canadian Trade in connection with.. .	118
British Canadian Loan and Investment Co., Ltd., Toronto, for year 1911.. .	140
British Columbia, Copy of O. C. appointing a commission to inquire into claims of, &c..	191
British Columbia, Memo. <i>re</i> claims of for special consideration.. . . .	191a
British Columbia, Correspondence <i>re</i> claims of Indians of the Province, between Prov. Govt. and Dominion Govt.	159a
British Columbia, Documents <i>re</i> subject of increase of Prov. Subsidy to.. .	67g
British Columbia, Memorials of Govt. of <i>re</i> claims for additional Prov. Subsidies..	67h

B

Broderick, Post Office, Sask., <i>re</i> change of name of..	78
Brulé Wharf, Colchester Co., N.S., <i>re</i> expenditures on during last two years &c..	179
Brown, James W., in connection with western lands, pt. of S. E. $\frac{1}{4}$ section 21-20-21-W., 2 Meridian, and others, also Alex. Hurst Brown's claim <i>re</i> these lands..	187c
Buildings occupied by the Govt. as public offices, under rent, where situated, &c..	208

C

Cable Rates, Memo. on subject of between P. O. Dept. and British Post Office..	93
Canada Steamer, <i>re</i> investigations regarding service performed by, &c.. .	65
Canada-West Indian Conference.. . .	55
Canadian Fishermen, <i>re</i> recent increase in prices charged for Manila Cord..	185
Canadian Boat Fishermen, <i>re</i> Medical attendance on, &c..	64
Canadian Pure Food Act, date of enactment of, &c..	70
Canadian Trade and Commerce, extension of facilities for obtaining information useful to..	118
Canadian Pacific Railway:—	
Orders in Council respecting, &c.. .	45
Return <i>re</i> lands sold by, year ending Oct. 31, 1912..	45a
Return <i>re</i> applications made by, for authorization to make new issue of stock..	45b
Canadian Guardian Life Insurance Co., <i>re</i> transfer of from Dept. at Ottawa to Dept. at Toronto..	188
Canals:—	
St. Peter's, Improvements on, also <i>re</i> contract between Department and W. H. Weller..	108
St. Peter's, Improvements on, also relating to contracts, &c..	108a
Relating to personal expenses paid by Government to Mr. St. Amour, Superintendent Soulanges Canal.. . .	108b
Census, 1911:—	
Population, Religions, Origins, &c.. .	B
Manufactures..	C
Civil Service:—	
Statement of affairs in connection with Civil Service Insurance Act.. . . .	41

C	C
Statement of superannuation and re- tiring allowances in Civil Service.. 44	Census Enumerators, Reports as to de- lay in payment of, &c.. 76
Civil Service List, 1912.. 30	Central Railway of Canada, Report made by the Railway Department.. . . . 211
Report of Sir George Murray on or- ganization of in Canada.. 57a	Champlain Market, Que., <i>re</i> acquisition of by Trans. Ry. Commissioners, for Station, Terminals, &c.. 170
Report of Civil Service Commission.. 31	Chartered Banks, List of Shareholders in, as on Dec. 31, 1911.. 7
Cole, W. J., Report <i>re</i> investigation into Govt. Printing Bureau.. . . . 61 (11z)	Cheese, Butter, &c., Report of Royal Commission of inquiry into methods of weighing, payment, &c., Montreal. 153b
Commission Royal, Report of on Indus- trial Training and Technical Educa- tion, &c.. 191d	<i>City of Sydney</i> , Steamship Investiga- tion into collision between tug <i>Douglas H. Thomas</i> , and 95e
Commission Royal, Report of inquiry into complaints <i>re</i> weighing of butter and cheese in Montreal, &c.. . . . 153	Construction of road from North Bay to Sturgeon Falls, Ont., Correspond- ence and Engineers Reports <i>re</i> 178
Commissioners, appointment of <i>re</i> study of causes for depopulation of country places, high cost of living.. . . . 129	Conference, International Peace, <i>re</i> con- sideration of first Century of be- tween U. S. and British Empire.. . 229
Commissioners, appointed to investigate complaints against United Shoe Ma- chinery Co.. 95e	Correspondence, &c., by Conservative Candidate, Gloucester Co., N.B., <i>re</i> Public Works to date.. 187
Commission Agents, complaints for plac- ing farm labourers in Ontario.. . . 47	Correspondence <i>re</i> East $\frac{1}{2}$ of Sec. 27 in Tp. 6, Range 2, West of third Meri- dian.. 126
Commissioners appointed under first part of Inquiries Act, 1906.. . . . 191	County Court Judges, <i>re</i> request of in- creased salary, and amendment to Judges Act <i>re</i> retiring allowances.. . 173
Commissioners appointed to inquire into claims of British Columbia.. . . . 191a	Customs Department:— Report of.. 11
Commissioners appointed to inquire into Indian Lands and Indian Affairs in B.C. 191b	Customs Tariff of Canada, changes made in by O. C., since last Session of Parliament, &c.. 73
Commissioners appointed to inquire into Law <i>re</i> Pilotage Districts of Montreal and Quebec.. 191c	Criminal Statistics for year ended Sept. 30, 1911.. 17
Commission appointed to investigate charges of political partisanship in Govt. Printing Bureau, with evidence and Report.. 61 (11z)	Crowe, Colonel, Commandant Royal Mili- tary College, <i>re</i> retirement, &c.. . . 75a
Combines Investigation Act, Report of Proceedings under, year ended March 31, 1912.. 36c	
Canada and Newfoundland, Volume of trade import and export between from Jan. 1, 1896, to Jan. 1, 1913, also Trade Agreement between Newfoundland and West Indies, included with Canada, for 1909, 1910, 1911 and 1912.. . . . 195	D
Canada and Newfoundland, Volume of Trade, import and export, between, from Jan. 1, 1896, to Jan. 1, 1913, &c. (Supplementary Return).. 195a	Dairy and Cold Storage Commissioner, Report of for year ending 1912.. . . 15a
Cariboo Island, Pictou Co., N.S., Pa- pers in connection with expenditure at 97	Dry Deck at Lévis, Que., or Harbour and Port of Quebec, Que.. 201
Cement, Customs Tariff on, correspond- ence between Coy's., Corporations, &c., to Nov. 1, 1911.. 125	Drill Hall at Fernie, B.C., <i>re</i> contract for erecting at.. 197
Cement, adjustment of Duty on, and all correspondence with Ministers respect- ing.. 125a	Drill Hall at Fernie, B.C., <i>re</i> award- ing contract for erection of.. . . . 197a
	Dismissals:— Return <i>re</i> dismissal of John R. Mc- Donald, Heatherton, Antigonish Co., N.S.. 61
	Return <i>re</i> Dr. C. P. Bissett, Physician to Indians Salmon River, N.S.... 61a

D	
Return <i>re</i> dismissal of Michael Murphy, P. M., at Pt. Micheau, R. Co., N.S..	61b
Return <i>re</i> dismissal of David A. McLeod, P. M., at Cleveland, Richmond Co., N.S..	61c
Return <i>re</i> dismissal of John Milward, P. M., at Stormont, Guysborough Co., N.S..	61d
Return <i>re</i> dismissal of Kenneth F. McAskill, P. M., at Loch Lomond, Richmond Co., N.S..	61e
Return <i>re</i> dismissal of W. W. Hayden, wharfinger at Digby, N.S..	61f
Return <i>re</i> dismissal of W. B. Langley, Asst. at Lobster Hatchery, N.S.. . . .	61g
Return <i>re</i> dismissal of Fred. E. Cox, Engineer Lobster Hatchery.. . . .	61h
Return <i>re</i> dismissal of Simon Hodgson, Engineer Lobster Hatchery, Isaacs Harbour, N.S..	61i
Return <i>re</i> dismissal of Henry Henlow, Engineer Lobster Hatchery, Canso, Guysborough Co., N.S..	61j
Return <i>re</i> dismissal of H. C. V. LeVatte, Harbour Master at Louisburg, C. B. South, N.S..	61k
Return <i>re</i> dismissal of John Cummings, Asst. Lobster Hatchery, Isaacs Harbour, N.S..	61l
Return <i>re</i> dismissal of W. G. Matthews, of Life Boat Crew, Canso, Guysborough Co., N.S..	61m
Return <i>re</i> dismissal of Joseph Shean, Harbour Master, North Sydney, N.S.. . . .	61n
Return <i>re</i> dismissal of Geo. H. Sampson, of Storm Signal, Lower L'Ardoise, Richmond Co., N.S.. . . .	61o
Return <i>re</i> dismissal of Alexis Vigneau, Capt. Patrol Boat, Arichat, Richmond Co., N.S..	61p
Return <i>re</i> dismissal of Emeri Thivierge Fisheries Inspector, Cos. of Prescott and Russell, N.S..	61q
Return <i>re</i> dismissal of all public officers, Inland Revenue Dept., Co. of St. Jean Iberville, Quebec.. . . .	61r
Return <i>re</i> dismissal of J. Fabien Bugeaud, Bonaventure, Que., A. B. Caldwell, New Carlisle, Quebec.. . .	61s
Return <i>re</i> dismissal of Duncan McArthur, Annuities Branch, while attached to Trade and Commerce.. . .	61t

D	
Return <i>re</i> dismissal of Chas. O. Jones, Postmaster, Bedford, Co. of Missisquoi, Quebec..	61u
Return <i>re</i> dismissal of Arehd. Barss, Postmaster, New Harbour, Guysborough Co., N.S..	61v
Return <i>re</i> dismissal of Dr. A. Allaire of Penitentiary of St. Vincent de Paul..	61w
Return <i>re</i> dismissal of Oscar Beauchamp, Warden of Penitentiary, St. Vincent de Paul..	61x
Return <i>re</i> dismissal of John McDonald, freight handler, checker, I. C. Ry., Sydney Mines, N.S..	61y
Return <i>re</i> dismissal of Allan Kinney, Linwood, Antigonish Co., sectionman, I. C. Ry..	61z
Return <i>re</i> dismissal of Chas. Landry, of Pomket, Antigonish Co., N.S., Sectionman I. C. Ry..	61aa
Return <i>re</i> dismissal of Patk. Decoste, Ferry Stmr. Scotia, between Mulgrave and Point Tupper, N.S.. . .	61bb
Return <i>re</i> dismissal of Harry E. McDonald, Asst. Engineer, St. Peters Canal, Richmond Co., N.S..	61cc
Return <i>re</i> dismissal of Neil Ross, sectionman I. C. Ry., West River, Pictou, N.S..	61dd
Return <i>re</i> dismissal of Jas. Armstrong, Heatherton, Antigonish Co., N.S., Sectionman I. C. Ry..	61ee
Return <i>re</i> dismissal of Thos. J. Gray, car inspector, I. C. Ry., Westville, Pictou Co., N.S..	61ff
Return <i>re</i> dismissal of Colin Macdonald, sectionman I. C. Ry., James River, Antigonish Co., N.S..	61gg
Return <i>re</i> dismissal of A. T. Gannon, car inspector, I. C. Ry., North Sydney, N.S..	61hh
Return <i>re</i> dismissal of Huber Myatte, Tracadie, Antigonish Co., N. S., sectionman, I. C. Ry..	61ii
Return <i>re</i> dismissal of John McDonnell, Afton Station, Antigonish Co., N.S., Sectionman, I. C. Ry.. . . .	61jj
Return <i>re</i> dismissal of Wm. Landry, of Pomket, Antigonish Co., N. S., Section foreman, I. C. Ry..	61kk
Return <i>re</i> dismissal of D. J. McDougall, Section foreman, I. C. Ry., Grand Narrows, N. S..	61ll

D

Return *re* dismissal of Daniel A. Coffey and W. A. McNeill, Lockmen, St. Peter's Canal, Richmond Co., N.S. 61mm
 Return *re* dismissal of John P. Meagher, foreman deckhand steamship *Seotia*, Guysborough Co., N. S. 61nn
 Return *re* dismissal of Jas. Gibson, ex-P. M. of Alameda, Sask., *re* handing over office to E. Cronk. 61oo
 Return *re* dismissal of Capt. C. E. Miller, from 75th Regiment. 61pp
 Return *re* dismissal of J. N. N. Poirier, Collector of Excise, Victoriaville, Quebec, &c. 61qq
 Return *re* dismissal of Abraham Astephen, Interpreter, Immigration Department, North Sydney, N.S. . . . 61rr
 Return *re* dismissal of Robt. Dow, Immigration Branch, Dept. Interior, Ottawa. 61ss
 Return *re* dismissal of John Ware, Immigration Branch, Dept. Interior, Halifax, N.S. 61tt
 Return *re* dismissal of Richd. Hickey, Immigration Branch, Dept. Interior, North Sydney, N.S. 61uu
 Return *re* dismissal of Dr. J. W. McLean, Medical Examiner, Immigration Dept., North Sydney, N.S. . . . 61vv
 Return *re* dismissal of John A. McRea, Lightkeeper, Margaree Island, N.S. 61ww
 Return *re* dismissal of Thos. Brymer, Lightkeeper, Lower L'Ardoise, Richmond Co., N.S. 61xx
 Return *re* dismissal of Dominique Boudrot, Buoy contractor, Petit de Grat, Richmond Co., N.S. 61yy
 Return *re* dismissal of Fredk. F. Doucet, Lighthouse keeper, Caraquet, Gloucester Co., N.B. 61zz
 Return *re* dismissal of W. H. Henlow, Keeper of Storm Drum, Liscomb, N.S. 61aaa
 Return *re* dismissal of David Falconer, Lightkeeper, Cariboo Island, Pictou, N.S. 61bbb
 Return *re* dismissal of M. Wilson Lawlor, Harbour Commissioner, North Sydney, N.S. 61ccc
 Return *re* dismissal of P. J. McDonald, Harbour Commissioner, North Sydney, N.S. 61ddd

D

Return *re* Names of all Lightkeepers in Province of N. S. dismissed since Oct. 11, 1911, &c. 61cee
 Return *re* Number of dismissals from public offices, Dept. Marine and Fisheries, Co. of Bonaventure. . . 61fff
 Return *re* dismissal of H. L. Tory, Fishery Officer, Guysborough, N.S., &c. 61ggg
 Return *re* dismissal of John W. Davis, Fishery Officer, Guysborough, N.S., &c. 61hhh
 Return *re* dismissal of Martin Bourque, Lightkeeper, River Bourgeois, N.S. 61iii
 Return *re* dismissal of Fredk. Poirier, Buoy Contractor, River Descouse, N.S. 61jjj
 Return *re* dismissal of Dr. Geo. Pinault, Medical Health Officer, Indian Reserve, Bonaventure Co., Que. . . 61kkk
 Return *re* dismissal of Fredk. Veit, Dept. Marine and Fisheries, Co. of Gaspé, Quebec. 61lll
 Return *re* dismissal of Alfred Lalonde, at Warehouse, Govt. yards, St. Joseph de Sorel. 61mmm
 Return *re* dismissal of Jas. Webber, Lightkeeper, Tor Bay Point, N.S. 61nnn
 Return *re* dismissal of Baptiste Desjardins, Lightkeeper at Kamouraska, Quebec. 61ooo
 Return *re* dismissal of Angus Smith, Pilot on steamer *Earl Grey*. . . . 61ppp
 Return *re* dismissal of Michael J. Sampson, Lightkeeper at Lower L'Ardoise, N.S. 61qqq
 Return *re* dismissal of Wm. Hackett, Harbour Commissioner, North Sydney, N.S. 61rrr
 Return *re* dismissal of Hormisdas Lacasse, Wharfinger, Govt. Wharf, Wendover, Prescott Co., Ont., &c. 61sss
 Return *re* dismissal of Geoffrey Gorman, Coxswain, Life Boat Station, Herring Cove, Halifax Co., N.S. . . 61ttt
 Return *re* dismissal of Capt. Geo. Wetmore, Harbour Master, Yarmouth, N.S. 61uuu
 Return *re* dismissal of Stanley Henlow, Lightkeeper, Liscomb, Guysborough, N.S. 61vvv

D

Return *re* dismissal of H. C. V. Le
Vatte, Fishery Officer, Louisbourg,
Cape Breton, N.S.61wvuv
Return *re* dismissal of Elias M.
Boudrot, Storm Signal Keeper, Petit
de Grat, N.S.61xxrx
Return *re* dismissal of A. B. Cox, Su-
perintendent Reduction Works,
Cano. N.S.61yyy
Return *re* dismissal of Jeffrey Crespo,
Sub-collector Customs, Harbour au
Loup, N.S.61zzz
Return *re* dismissal of Thos. Cameron,
Preventive Officer, at Andover, N.B.61aaaa
Return *re* dismissal of L. W. Pye, Cus-
toms Officer, Liscomb, N.S. . . .61bbbb
Return *re* dismissal of Lucien O. This-
dale, Customs employee at Valley-
field, Quebec.61cccc
Return *re* dismissal of Alex. Mac-
donald, Doctor's Brook, Sub-collec-
tor of Customs.61dddd
Return *re* dismissal of Henry Cann,
Customs Official and Preventive Offi-
cer, North Sydney, N.S.61eeee
Return *re* dismissal of Chas. Mennier,
Customs Officer, Marieville, Que. .61ffff
Return *re* dismissal of Geo. H. Coch-
rane, Collector of Customs, Moncton,
N.B., &c.61gggg
Return *re* dismissal of C. Michaud,
Postmaster St. Germain, Kamour-
aska Co., Que.61hhhh
Return *re* dismissal of Emile Archam-
bault, letter carrier at Montreal. .61iiii
Return *re* dismissal of Norman Morris-
son, Postmaster, Ferguson's Lake,
N.S.61jjjj
Return *re* dismissal of D. J. McKillop,
Postmaster at McKillop, N.S. . . .61kkkk
Return *re* Investigation recently held
at Ste. Agathe P.O., County of Terre-
bonne.61llll
Return *re* dismissal of Bertie Boud-
rot, Lightkeeper at Poulamon,
Richmond Co., N.S.61mmmm
Return *re* dismissal of Leon Rivest,
J. B. Lachapelle and Louis Dubois,
Lightkeepers at Repentigny, Que.61nnnn
Return *re* dismissal of L. P. Carig-
nan, Forest Ranger, Champlain,
Quebec.61oooo

D

Return *re* dismissal of Jas. S. Harvey,
W. L. Kempfer, J. Herbert Sweet-
man, J. B. LeBlanc, J. Nadeau,
Preventive officers, Quebec. . . .61pppp
Return *re* dismissal of Wm. Marsh,
Preventive Officer, at Little Pond,
Sidney Mines, N.S.61qqqq
Return *re* dismissal of Duncan Mc-
Donald, Customs Preventive Officer,
Athelstan, Quebec.61rrrr
Return *re* dismissal of Lemuel Bent,
Collector of Customs, Oxford, N.S.61ssss
Return *re* dismissal of Pascal Poirier,
Collector of Customs, Descouse, N.S.61tttt
Return *re* dismissal of Donald J.
Hachey, Collector of Customs, Bath-
urst, N.B.61uuuu
Return *re* dismissal of John Maher,
Customs Department at Montreal.61vvvv
Return *re* dismissal of Peter Fougere,
Preventive Customs Officer, Petit de
Grat, N.S.61wwww
Return *re* dismissal of Jas. Grantmyre,
Preventive Officer at Little Bras
D'Or, N.S.61xxxx
Return *re* dismissal of Employees on
Soulanges Canal, dismissed since
September 21, 1911.61yyyy
Return *re* dismissal of Andrew Mel-
ville, Locktender, Cardinal, Ont.61zzzz
Return *re* dismissal of Geo. Short,
Canal Bridgetender, Cardinal, Ont.61aaaa
Return *re* dismissal of N. Broderick,
Locktender, Cardinal, Ontario. .61bbbb
Return *re* dismissal of Thos. Mc-
Latchie, Locktender, Cardinal, Ont.61cccc
Return *re* dismissal of Elgin Mc-
Laughlin, Locktender, Cardinal,
Ontario.61dddd
Return *re* dismissal of Robert Robert-
son, Locktender, Cardinal, Ont. .61eeee
Return *re* dismissal of Wm. L. Glad-
stone, Locktender, Cardinal, On-
tario.61ffff
Return *re* dismissal of Byron Van
Camp, Locktender, Cardinal, On-
tario.61gggg
Return *re* dismissal of Samuel English,
Canal Bridgetender, Cardinal, On-
tario.61hhhh
Return *re* dismissal of Edwd. F. Moran,
Locktender at Cardinal, Ontario. .61iiii

D

Return *re* dismissal of Wm. R. Fougere, Frankville, N. S., Sectionman on I. C. Ry.61jjjjj

Return *re* dismissal of John Melanson, Afton, N. S., Sectionman on I. C. Ry.61kkkkk

Return *re* dismissal of Ronald D. McDonald, Fishery Overseer, Broad Cove, N. S.61lllll

Return *re* dismissal of John McLean, Fishery Officer, Gabarouse, N.S.61mmmmm

Return *re* dismissal of A. R. Forbes, Fishery Overseer, North Sydney, N. S.61nnnnn

Return *re* dismissal of Sebastien Savoie, Superintendent, Lobster Hatchery, Shippegan, N.B.61ooooo

Return *re* dismissal of D. S. Hendsbee, Weigher, Reduction Works, Canso, N. S.61ppppp

Return *re* dismissal of M. Muce, Lightkeeper, Cheticamp Island, Inverness Co., N. S.61qqqqq

Return *re* dismissal of Dr. J. D. R. Williams, Collector Canal Tolls, Cardinal, Ontario.61rrrrr

Return *re* dismissal of John W. Bohan, Preventive Officer at Bath, Carleton Co., N. B.61sssss

Return *re* dismissal of J. V. Smith, Sub-collector of Customs, Woods Harbour, Shelburne Co., N.S.61ttttt

Return *re* dismissal of John Y. Fleming, Customs Officer at Debec, Carleton Co., N.B.61uuuuu

Return *re* dismissal of Matthias Mcagher, Preventive Officer at Debec, Carleton Co., N. B.61vvvvv

Return *re* dismissal of A. J. Gosselin, Acting Preventive Officer at St. Albans, Vermont.61wwwww

Return *re* dismissal of Jas. W. Bannon, Preventive Customs Officer, St. Agnes de Dundee, Huntington Co.61xxxxx

Return showing number of Postmasters dismissed in Pictou Co., N.S., since 1911 and names of Postmasters succeeding them.61yyyyy

Return *re* dismissal of Jas. Murphy, Postmaster at Tweed, Ont.61zzzzz

Return *re* dismissal of H. B. Easton, Immigration Agent, Prescott, Ont.61 (6a)

D

Return *re* dismissal of B. Hughes, Immigration Agent, Prescott, Ont....61 (6b)

Return *re* dismissal of Geo. Walsh, Immigration Agent, Prescott, Ont.61 (6c)

Return *re* dismissal of Newton S. Dow, Immigration Agent, McAdam Junction, N.B.61 (6d)

Return *re* dismissal of Oliver Hemphill, Immigration Agent, Debec, Carleton Co., N.B.61 (6e)

Return *re* dismissal of Martin Johnston, Preventive Officer at Rea Islands, Richmond Co., N.S. . . .61 (6f)

Return *re* dismissal of J. E. Phaneuf, Postmaster St. Hugues, Co. Bagot, Quebec.61 (6g)

Return *re* dismissal of Murdock, McCutcheon, Postmaster at Sonora, Guysborough Co., N.S.61 (6h)

Return *re* dismissal of Duncan Gillies, Fishery Overseer at Baddeck, C.B., Province of N. S.61 (6i)

Return *re* dismissal of Antonio Leduc, Postmaster of St. Timothée, Co. of Beaharnois.61 (6j)

Return *re* dismissal of Chas. Arthur Bowman, Engineering Branch, Dept. Railways and Canals.61(6k)

Return *re* dismissal of Elnathan D. Smith, Fishery Overseer, Shag Harbour, N.S.61 (6l)

Return *re* dismissal of Donald McAulay, Lightkeeper, Baddeck Bay, Cape Breton.61(6m)

Return *re* dismissal of John Fredericks, Lightkeeper, East Jordan, Shelburne Co., N.S.61 (6n)

Return *re* dismissal of John Fredericks, Wharfinger, East Jordan, Shelburne Co., N.S.61 (6o)

Return *re* dismissal of John C. Morrison, Harbour Master, Shelburne, N.S.61 (6p)

Return *re* dismissal of Captain Roderrick McDonald, Tide Waiter at Big Bras D'Or, N.S.61 (6q)

Return *re* dismissal of Jas. Maloney, Customs Officer, Dingwall, N.S....61 (6r)

Return *re* dismissal of Hugh D. McEachern, Customs Officer, East Bay, Cape Breton, N. S.61 (6s)

Return *re* dismissal of Thos. H. Hall, Sub-collector of Customs, Sheet Harbour, N.S.61 (6t)

D

- Return *re* dismissal of J. A. McNeil,
Customs Officer, Grand Narrows,
N.S.61 (6u)
- Return *re* dismissal of Geo. Burrell,
Customs Officer, Sydney Mines, N.S.61 (6v)
- Return *re* dismissal of W. H. Saver,
Collector of Customs, Cardinal, Ont.61 (6x)
- Return *re* dismissal of Capt. Geo.
Livingstone, Customs Officer, Big
Bras D'Or, Cape Breton, N.S. .61 (6x)
- Return *re* dismissal of H. Lacasse,
Postmaster, Wendover, Prescott Co.,
Ont.61 (6y)
- Return *re* dismissal of Harry A. Drigg,
Postmaster, Grasse Lake, Alta. .61 (6z)
- Return *re* dismissal of A. H. Stratton,
Postmaster, Peterborough, Ont. .61 (7a)
- Return *re* dismissal of Henry Burrell,
Postmaster, Yarmouth, N.S. . . .61 (7b)
- Return *re* dismissal of all Postmast-
ers, Co. of Gloucester, N.B. . . .61 (7c)
- Return *re* dismissal of Dr. Chas. A.
Webster, Port Physician, Yarmouth,
N. S.61 (7d)
- Return *re* dismissal of Jos. Lord, Light-
keeper at Pointe à la Mule, Co. of
St. Jean and Iberville, Que. . . .61 (7e)
- Return *re* dismissal of Henry Friolet,
Wharfinger, Caraque, N.B., and
Richd. Southwood, Wharfinger, Bath-
urst, N.B.61 (7f)
- Return *re* dismissal of Jos. L. Robi-
chaud, Lighthouse Keeper, Miscou,
Co. of Gloucester, N.B.61 (7g)
- Return *re* dismissal of Capt. Pope,
Lightkeeper, Scatarie, N.S.61 (7h)
- Return *re* dismissal of Capt. W. W.
Lewis, Shipping Master, Louisburg,
N. S.61 (7i)
- Return *re* dismissal of Postmasters Co.
of Bonaventure since Oct. 11, 1911,
Those appointed to replace them.61 (7j)
- Return *re* dismissal of Geo. Hines,
Lightkeeper, South Ingonish, N.S.61 (7k)
- Return *re* dismissal of Lightkeepers in
Co. of Two Mountains, by present
Govt., &c.61 (7l)
- Return *re* dismissal of Archibald Mc-
Donald, Preventive Officer at Mull
River, Co. of Inverness, N.S. . . .61 (7m)
- Return *re* dismissal of Donald Chis-
holm, Preventive Officer, Tracadie,
Co. of Antigonish, N.S.61 (7n)

D

- Return *re* dismissal of Edwd. C. Hum-
phreys, of Inland Rev. Dept., of
Trenton, N.S., and appointment of
successor.61 (7o)
- Return *re* dismissal of H. J. Fixott,
Port Physician, Arichat, Co. of Rich-
mond, N.S.61 (7p)
- Return *re* dismissal of D. Morin, Post-
master of St. Pie de Bagot, Co. of
Bagot, Quebec.61 (7q)
- Return *re* dismissal of Ernest Paquin,
Postmaster of St. Cécile de Levrard,
Nicolet Co., Quebec.61 (7r)
- Return *re* dismissal of John R. Mc-
Donald, Indian Agent at Heatherton,
Co. of Antigonish, N.S.61 (7s)
- Return *re* dismissal of Joseph Day,
Customs Officer at Little Bras D'Or,
Cape Breton, N.S.61 (7t)
- Return *re* dismissal of Duncan McLeod,
Appraiser of Customs at Sherbrooke,
Quebec.61 (7u)
- Return *re* dismissal of Edouard D.
Chiasson, Sub-collector of Customs
at Lamèque, Gloucester Co., N.B.61 (7v)
- Return *re* dismissal of Geo. F. Briggs,
Customs Officer, McAdam Junction,
N.B.61 (7w)
- Return *re* dismissal of Wm. A. Duan,
Lightkeeper at Green Island, N.S.61 (7x)
- Return *re* dismissal of Thos. Cameron,
Preventive Officer at Andover, N.B.61 (7y)
- Return *re* dismissal of Jos. McDonald,
Customs Officer at Sydney, C.B.,
N.S.61 (7z)
- Return *re* dismissal of Angus McGilli-
vray, Customs Officer, Glace Bay,
South Cape Breton, N.S.61 (8a)
- Return *re* dismissal of Roderick Bain,
Boatman, New Campbellton, Victoria
Co., N.S.61 (8b)
- Return *re* dismissal of W. A. Scott,
Lockmaster at Cardinal, Ont. .61 (8c)
- Return *re* dismissal of Bert Johnson,
Lockman at Nicholson, Ont. . . .61 (8d)
- Return *re* dismissal of John Merri-
field, Lockmaster, Burritts Rapids,
Ont.61 (8e)
- Return *re* dismissal of Neil Cnn-
mings, Lockmaster, Cardinal, Ont.61 (8f)
- Return *re* dismissal of François
Chagnon, Lockkeeper at St. Jean,
Co. of St. Jean and Iberville. . . .61 (8g)

D

- Return *re* dismissal of Neil McNeil,
Bridgetender I. C. Ry., Grand Nar-
rows, N. S.61 (8h)
- Return *re* dismissal of Archd. Mc-
Kenzie, Sectionman, I. C. Ry., Grand
Narrows, N.S.61 (8i)
- Return *re* dismissal of John Fraser,
Bridgetender I. C. Ry., Grand Nar-
rows, N.S.61 (8j)
- Return *re* dismissal of Demetrius
Crozier, Lockman, Merrickville,
Ont.61 (8k)
- Return *re* dismissal of Patk. Cussuk,
Lockman, Merrickville, Ont. . . .61 (8l)
- Return *re* dismissal of Jos. H. Webster,
Lockman, Nicholson, Ont. . . .61 (8m)
- Return *re* dismissal of Cyrus O'Neil,
Lockman, Nicholson, Ont. . . .61 (8n)
- Return *re* dismissal of Michael Laugh-
tin, Bridgeman, Burritts Rapids,
Ont.61 (8o)
- Return *re* dismissal of John McKay,
Bridgeman, Becketts, Ont. . . .61 (8p)
- Return *re* dismissal of Edwd. Proc-
tor, Lockman, Burritts Rapids,
Ontario.61 (8q)
- Return *re* dismissal of Wm. Morrison,
Lockman, Burritts Rapids, Ont. .61 (8r)
- Return *re* dismissal of Adam Hender-
son, Bridgeman, Cardinal, Ont. .61 (8s)
- Return *re* dismissal of Jas. Feehan,
Fishery Guardian at Tracadie Har-
bour and Savage Harbour, P.E.I. . .61 (8t)
- Return *re* dismissal of John C. Mc-
Neil, Lightkeeper, Grand Narrows,
N.S.61 (8u)
- Return *re* dismissal of A. A. Chisholm,
Fishery Overseer at Margaree Forks,
Inverness Co., N.S.61 (8v)
- Return *re* dismissal of Chas. E. Au-
coin, Collector of Customs at Cheti-
camp, N.S.61 (8w)
- Return *re* dismissal of Chas. L. Gass,
Postmaster at Bayfield, Antigonish
Co., N.S.61 (8x)
- Return *re* dismissal of Cyprien Martin,
of Customs Dept., St. Basile, Mada-
waska Co., N.B.61 (8y)
- Return *re* dismissal of Angus A. Boyd,
Postmaster, Boyd's P.O., Antigonish
Co., N.S.61 (8z)
- Return *re* dismissal of John B. Mac-
donald, Postmaster at Glasburn, An-
tigonish Co., N.S.61 (9a)

D

- Return *re* dismissal of Alex. G. Chis-
holm, Postmaster at Ohio, N.S. .61 (9b)
- Return *re* dismissal of John J. McLean,
Postmaster, Cross Roads, N.S. .61 (9c)
- Return *re* dismissal of Dugald Mc-
Donald, Postmaster, Doctor's Brook,
N.S.61 (9d)
- Return *re* dismissal of Dan. A. Mc-
Innes, Postmaster, Georgeville, N.S.61 (9e)
- Return *re* dismissal of E. A. Asker, Har-
bour Master, Campbellton, N.B. .61 (9f)
- Return *re* dismissal of Wm. Shultz,
Caretaker of the Armouries, Kent-
ville, N.S.61 (9g)
- Return *re* dismissal of Dr. Freeman
O'Neil, of the Marine Hospital,
Louisburg, N.S.61 (9h)
- Return *re* dismissal of Leon N. Poi-
rier, Wharfinger at Descouse, N.S.61 (9i)
- Return *re* dismissal of Norman L.
Trefry, Shipping Master, Trefry,
N.S.61 (9j)
- Return *re* dismissal of Jas. Amer-
eault, Lightkeeper, New Edinburgh,
N.S.61 (9k)
- Return *re* dismissal of H. B. Manley,
Dominion Lands Office, Saskatoon,
Sask.61 (9l)
- Return *re* dismissal of John Spicer,
Senior Assistant, Moosejaw Land
Agency.61 (9m)
- Return *re* dismissal of Robt. Pragnall,
Agent Dominion Land Office, Swift
Current.61 (9n)
- Return *re* dismissal of G. M. Uhyott,
Dominion Land Office, Saskatoon.61 (9o)
- Return *re* dismissals in Riding of
Saskatoon, to date, &c. . . .61 (9p)
- Return *re* dismissal of J. N. Poirier,
Collector of Excise, Victoriaville,
Arthabaska, Que.61 (9q)
- Return *re* dismissal of John G. Mor-
rison, Fishery Inspector, English-
town, N.S.61 (9r)
- Return *re* dismissal of Edwd. Landry,
Lightkeeper, Petit de Grat, N.S.61 (9s)
- Return *re* dismissal of Evariste Talbot,
General Freight Office, I. C. Ry. .61 (9t)
- Return *re* dismissal of Philip H. Ryan,
I. C. Ry., Mulgrave, N.S. . . .61 (9u)
- Return *re* dismissal of Postmasters
and other P. O. employees in Do-
minion, from July 1, 1896, to Oct.
1911, and from 1911 to date. Also
number of post offices in operation
in each Province to July 1, 1896.61 (9v)

D

- Return *re* dismissal of Dr. Clarence T. Campbell, P. O. Inspector, London, Ont.61 (9w)
- Return *re* number of Postmasters dismissed in Missisquoi, since Oct., 1911.61 (9x)
- Return regarding changes in Post Offices, or Postmasterships, in Bonaventure Co., between Dec. 5, 1912, to date.61 (9y)
- Return *re* dismissal of S. A. Johnson, Postmaster at Petite Rivière, N.S.61 (9z)
- Return *re* dismissal of Murdock McKenzie, Postmaster, Millville, Boucardarie, N.S.61 (10a)
- Return *re* dismissal of Jas. Stewart, Postmaster, Middleton, N.S. . . .61 (10b)
- Return *re* dismissal of Lauchlin McNeil, Postmaster, New France, N.S.61 (10c)
- Return *re* dismissal of Frank Dunlop, Postmaster Groves Point, N.S. .61 (10d)
- Return *re* dismissal of A. W. Salsman, Postmaster, Middle Country Harbour, N.S.61 (10e)
- Return *re* dismissal of Richd. Conroy, Postmaster, Cross Roads, N.S. .61 (10f)
- Return *re* dismissal of Abner Carr, Postmaster, St. Francis Harbour, N.S.61 (10g)
- Return *re* dismissal of Parker Sangster, Postmaster, Upper New Harbour, N.S.61 (10h)
- Return *re* dismissal of Alex. Marion, Postmaster, Rockland, Ont. . . .61 (10i)
- Return Relating to charges of offensive partisanship against Postmasters in Co. of Russell.61 (10j)
- Return *re* dismissal of Mathew Boutilier, Postmaster at Mushaboom, N.S.61 (10k)
- Return *re* Names of Postmasters dismissed in Co. of Joliette from 1896, to Sept. 1911, &c.61 (10l)
- Return *re* dismissal of T. Doane Crowell, Postmaster at Shag Harbour, N.S.61 (10m)
- Return *re* dismissal of Postmasters in Co. of Vaudreuil, dates of appointment, &c.61 (10n)
- Return *re* dismissal of Mrs. Spinney, Postmistress, at Upper Port La Tour, N.S.61 (10o)

D

- Return *re* Number of Postmasters dismissed in Rimouski Co., since Sept. 21, 1911, &c.61 (10p)
- Return *re* Number of public officials dismissed in Co. of Wright to Dec. 19, 1912, &c.61 (10q)
- Return *re* dismissal of John R. McLennan, Janitor Public Buildings, at Inverness Town, N. S. . . .61 (10r)
- Return *re* dismissal of Jas. Arbuckle, Caretaker Public Buildings, Pictou, N.S.61 (10s)
- Return *re* dismissal of Mary Dunlop, Telegraph Operator at Groves Point, N.S.61 (10t)
- Return *re* dismissal of foremen on public works in Co. of Gloucester, N.B., from Sept. 21, 1911, to date.61 (10u)
- Return *re* dismissal of Capt. Lyons of Dredge *Northumberland*, and appointment of successor. . . .61 (10v)
- Return *re* dismissal of Jas. McCartin, Concrete Inspector on the 'Plaza,' City of Ottawa.61 (10w)
- Return *re* dismissal of Robt. C. Morrison, Postmaster at St. Peters, N.S.61 (10x)
- Return *re* dismissal of Richd. Dugas, Storm Signal Attendant at Alder Point, N.S.61 (10y)
- Return *re* Names of all officials of Dept. of Marine and Fisheries, Co. of Pictou, N.S., who have been dismissed.61 (10z)
- Return *re* dismissal of Wm. L. Munro, Lightkeeper at Whitehead, N.S.61 (11a)
- Return *re* dismissal of Alex. R. McAdam, Fishery Officer for Antigonish Co., N.S.61 (11b)
- Return *re* dismissal of Stephen C. Richard, Lightkeeper at Charlos Cove, N.S.61 (11c)
- Return *re* Names, &c., of all persons in each Dept., inside and outside service, from Oct. 10, 1911, &c., dismissed from office.61 (11d)
- Return Relating to Public Officers dismissed in District of Lotbinière, by present Govt.61 (11e)
- Return *re* dismissal of Miss Gertie Lewis, Postmistress at Main à Dieu, Cape Breton South, N.S. .61 (11f)

D

- Return *re* dismissal of John Taylor late Postmaster at Carnduff, Sask., &c..61 (11g)
- Return *re* dismissal of Frederick Mitchell, Postmaster at Dominion, N.S..61 (11h)
- Return *re* dismissal of Thos. J. Sears, Postmaster at Lochaber, N.S.. .61 (11i)
- Return *re* dismissal of Postmaster at Alsask, Saskatchewan.. . . .61 (11j)
- Return *re* dismissal or appointment of Fishery Guardians, &c., Co. of Guysborough, N.S..61 (11k)
- Return *re* dismissal of John R. Morrison, Postmaster at Oban, Richmond Co., N.S..61 (11l)
- Return *re* dismissal of A.G. McDonald, Postmaster at North East Margaree, N.S..61 (11m)
- Return *re* Number of dismissals from Constituency of Qu'Appelle, by present Govt. to Dec. 5, 1912.. . .61 (11n)
- Return *re* dismissal of David Reid, Fishery Officer, Port Hilford, N.S.61 (11o)
- Return *re* dismissal of Robert Musgrave,, Postmaster at North Sydney, N.S..61 (11p)
- Return *re* dismissal of A. D. Archibald, Postmaster, Glenelg, N.S..61 (11q)
- Return *re* dismissal of Leon N. Poirier, Postmaster, Descouse, N.S..61 (11r)
- Return *re* dismissal of Norman McAskill, Postmaster, Framboise, N.S.61 (11s)
- Return *re* dismissal of A. T. Doucet, Postmaster and Collector of Customs, Salmon River, N.S.. . .61 (11t)
- Return *re* dismissal of Mrs. Annie Gallivan, Postmistress, Whitney Pier, N.S..61 (11u)
- Return *re* dismissal of W. J. Paquet, Postmaster at Souris, P. E. I..61 (11v)
- Return *re* dismissal of Postmaster at St. Anaclet, Rimouski Co., Que..61 (11w)
- Return *re* dismissal of George Gunn, Postmaster at French Village, P. E. Island..61 (11x)
- Return *re* number of dismissals from public offices riding of Mackenzie, Sask..61 (11y)
- Return *re* W. J. Code, Commissioner in *re* all charges investigated by, also Report of same.. . . .61

D

- Return *re* dismissal of D. F. McLean, Fishery Overseer, Port Hood, N.S.61 (12a)
- Return *re* dismissal of J. Scott Nelson, Postmaster at Louisdale, N.S.. .61 (12b)
- Return *re* dismissal of Jos. McMullen, from Post Office, Bridgeport, N.S.61 (12c)
- Return *re* dismissal of Fredk. A. Martell, Postmaster at L'Ardoise, N.S.61 (12d)
- Return *re* dismissal of John A. Macdonald, Postmaster at McArras Brook, N.S..61 (12e)
- Return *re* Correspondence, &c., *re* dismissal of all officials from each Dept. inside and outside service, since Oct. last past..61 (12f)
- Return *re* dismissal of Edwd. Doucet, Sub-collector of Customs, Digby, N.S..61 (12g)
- Return *re* dismissal of Mr. Le Blanc, Sub-collector of Customs, Church Point, N.S..61 (12h)
- Return *re* dismissal of John C. Bourinot, Chief Customs Officer, Port Hawkesbury, N.S..61 (12i)
- Return *re* dismissal of Alex. E. Morrison, Point Tupper, N.S., from service of I. C. Ry..61 (12j)
- Return *re* Documents, &c., received from Canadian Brotherhood of Railway Employees by Departments of Labour and Railways and Canals relating to dismissals of employees, &c..61 (12k)
- Return *re* dismissal of Jas. Falconer, of Newcastle, N.B., Correspondent of *The Labour Gazette*.. . . .61 (12l)
- Return *re* dismissal of John B. Chisholm, Lightkeeper, Port Hastings, N.S..61 (12m)
- Return *re* dismissal of Epiphane Nadeau, Immigration Agent at St. Leonard, N.B..61 (12n)
- Return *re* dismissal of D. J. Morrison, Boatman, Customs Service, Big Bras D'Or, N.S..61 (12o)
- Return *re* dismissal of Rod. McLeod, Boatman, Customs Service, Big Bras D'Or, N.S..61 (12p)
- Return *re* dismissal of D. McLachlin, Postmaster, Marble Mountain, N.S.61 (12q)
- Return *re* dismissal of Abram LeBlanc, Postmaster, West Arichat, N.S..61 (12r)
- Return *re* dismissal of Charles R. Lafford, Grand Cove, Richmond Co., N.S..61 (12s)

D

- Return *re* dismissal of W. S. Lawrence, Postmaster, Margrave Harbour, N.S.61 (12t)
- Return *re* dismissal of John K. McDonald, Postmaster at Whyecomagh, N.S.61 (12u)
- Return *re* dismissal of Capt. P. J. Wilcox, Customs Officer at Louisbourg, N.S.61 (12v)
- Return *re* dismissal of M. J. McKennon, Customs Officer, Glace Bay, N.S.61 (12w)
- Return *re* dismissal of Capt. John Arsenault, Telegraph Line repairer, Alder Point, N.S.61 (12x)
- Return *re* dismissal of Mrs. John Arsenault, Telegraph Operator, Alder Point, N.S.61 (12y)
- Return *re* dismissal of A. J. Wilkinson, Mulgrave, N.S.61 (12z)
- Return *re* Charges made against Mr. H. A. Bayfield, Superintendent of Dredging, British Columbia. . . .61 (13a)
- Return *re* dismissal of H. G. McKay, Lightkeeper at Bird Island, N.S. .61 (13b)
- Return *re* dismissal of Michael O'Brien Lightkeeper at Bear Island, N.S. .61 (13c)
- Return *re* dismissal of J. H. Ledue, Medical Port Officer at Three Rivers, Quebec.61 (13d)
- Return *re* dismissal of Patk. Shea, Postmaster, Tompkinsville, N.S. .61 (13e)
- Return *re* dismissal of Elias Rawding, Postmaster, Clementsport, N.S. .61 (13f)
- Return *re* dismissal of Chas. McLean, Postmaster, Strathlorne, N.S. . . .61 (13g)
- Return *re* dismissal of Angus R. McDonald, Postmaster at Broad Cove Chapel, N.S.61 (13h)
- Return *re* dismissal of John McPhail, Postmaster at Scotsville, N.S. . .61 (13i)
- Return *re* Conduct of J. Morgan, late Postmaster, Village of Ailsa Craig, Ontario.61 (13j)
- Return *re* dismissal of Roderick McLean, Postmaster at Kenlock, N.S. .61 (13k)
- Return *re* dismissal of Allan Gillis, Postmaster at Gillisdale, South West Margaree, N.S.61 (13l)
- Return *re* dismissal of David Shaw, Postmaster at Marsh Brook, North East Margaree, N.S.61 (13m)

D

- Return *re* dismissal of Helen Joubert, Postmistress at Sayabec, Que. . .61 (13n)
- Return *re* dismissal of D. A. Redmond, Postmaster at Brinston, Ont. . .61 (13o)
- Return *re* dismissal of Dan McEachern Postmaster at McEachern's Mills, N.S.61 (13p)
- Return *re* dismissal of Daniel Dunlop, Postmaster at New Campbellton, N.S.61 (13q)
- Return *re* dismissal of Arthur Armstrong, Postmaster, Greenfield, Carleton Co., N.B.61 (13r)
- Return *re* dismissal of Alex. Matheson, Postmaster, Boulardarie Centre, N.S.61 (13s)
- Return *re* dismissal of Arthur Talbot, Postmaster, Robertsville, Quebec. .61 (13t)
- Return *re* dismissal of N. O. Lyster, Postmaster at Lloydminster, Sask. .61 (13u)
- Return *re* dismissal of Mrs. Maggie Cameron, Postmistress, Achosnaeh, N.S.61 (13v)
- Return *re* dismissal of David Fraser, Postmaster at North East Margaree, N.S.61 (13w)
- Return *re* dismissal of W. Stayley Porter, Postmaster, Port Maitland, N. S.61 (13x)
- Return *re* dismissal of Alex. McQueen, Postmaster, Kowstoke, N.S. . . .61 (13y)
- Return *re* County of Berthier, number of employees dismissed in, &c., since Sept. 21, 1911.61 (13z)
- Return *re* dismissal of Jesse L. Morton, Postmaster at Lower Argyle, N.S.61 (14a)
- Return *re* dismissal of Mrs. M. C. Gandet, Postmistress at West Pubnico, N.S.61 (14b)
- Return *re* dismissal of John P. MacKinnon, Section Foreman on I. C. Ry., at Shubenacadie, N.S. . . .61 (14c)
- Return *re* dismissal of Mary A. Bohan, Postmistress, Bath, Carleton Co., N.B.61 (14d)
- Return *re* dismissal of Edwd. Lafferty, Postmaster at Benton, Carleton Co., N.B.61 (14e)
- Return *re* dismissal of Denis McGaffigan, Postmaster at Florenceville, Carleton Co., N.B.61 (14f)

D	
Return <i>re</i> Documents <i>re</i> changes made or asked for in Dept. Marine and Fisheries, Bonaventure Co., Dec. 5, 1912, to date..61 (14g)
Return <i>re</i> dismissal of J. A. McKenzie, Postmaster at Ashfield, Inverness Co., N.S..61 (14h)
Return <i>re</i> dismissal of Jas. Bowles, Postmaster at Alder River, N.S..	.61 (14i)
Return <i>re</i> dismissal of Mr. Edmund Lacroix, Postmaster, Parish of St. Joseph du Lac, Co. Two Mountains, Quebec..61 (14j)
Return <i>re</i> Lighthouse Keeper, Parish of Repentigny, Co. of L'Assomption, Quebec..61 (14k)
Return <i>re</i> dismissal of B. C. Kanock, late Shipping Master at Lunenburg, N.S..61 (14l)
Return <i>re</i> dismissal of Ulric Thibaudau, Agent for Pilots at Quebec..	.61 (14m)
Return <i>re</i> Names of all officials of Marine and Fisheries Dept. in Pictou Co., N.S., dismissed, and appt. of successors..61 (14n)
Return <i>re</i> dismissal of Capt. Freeman Myers, Postmaster at Cole Harbour, N.S..61 (14o)
Return <i>re</i> Public Officers removed by present Govt. in Dist. of St. James, Montreal, Quebec..61 (14p)
Return <i>re</i> All employees of Govt. in Edmonton dismissed between Oct. 10, 1911, and Nov. 21, 1912, salary paid, &c..61 (14q)
Return <i>re</i> All officials in Dist. of Sunbury and Queens, dismissed since Sept. 1911; also <i>re</i> appointment of successors..61 (14r)
Return <i>re</i> dismissal of Levi Munroe, Harbour Master, White Head, N.S..	.61 (14s)
Return <i>re</i> dismissal of Stanford Langley, Postmaster at Isaacs Harbour North, N.S..61 (14t)
Return <i>re</i> dismissal of Hugh R. McAdam, Postmaster at Arisaig, N.S., appointment of successor.. . .	.61 (14u)
Return <i>re</i> dismissal of J. J. McNeil, at Grants Lake, N.S., &c.. . .	.61 (14v)
Return <i>re</i> dismissal of Alex. McInnis, Car Inspector I. C. Ry. at Mulgrave, N. S., &c..61 (14w)

D	
Return <i>re</i> dismissal of Archd. McDonald, Bridge Tender on I. C. Ry., at Grand Narrows, Iona, N.S..	.61 (14x)
Return <i>re</i> Names of all Officials dismissed in Shelburne and Queens, N.S., from Dec. 1896..61 (14y)
Dea, Edmund, Investigation into conduct of as Overseer of Lobster Hatchery at Port Daniel, Que.. . . .	95e
Demarcation of meridian, 141st Degree of West Longitude, Return <i>re</i>	91
Destructive Insect and Pest Act.. . . .	49
Des Prairies River, dredging of, work performed, men employed, &c.. . .	135b
Digby, N.S., Documents <i>re</i> purchase of land for wharf at.. . . .	203d
Dominion Lands, disposition of between April 8, 1905, and 1911.. . . .	52c
Dominion Lands Act, Chap. 20, Statutes of Canada, Sec. 77 of.. . . .	52
Dominion Lands Survey Act, Chap. 21, 7-8 Edwd. VII., O. C. <i>re</i>	52a
Dominion Lands within 40 mile Railway Belt Prov. of B.C., Orders in Council <i>re</i>	52b
Dominion Police Force, Report of Commissioner, <i>re</i> number of men employed on.. . . .	79
Dominion Rifle Range in Co. of Carleton, date of purchase, and from whom.	123
Donaldson, Arthur, <i>re</i> Homestead entry on N. $\frac{1}{2}$ S. W. $\frac{1}{4}$ Sec. 8, Tp. 49, R. 26, W. of 2nd Meridian, Sask.. . . .	147a
Donaldson, Arthur, Correspondence <i>re</i> patent for land in Tp. 49, Range 26, West of 2nd Meridian.. . . .	147
Dredging Contracts, how many let by Dept. Public Works, during 1911-1912.	135
Dredging made in Harbour of Bathurst, N.B., by Dredge <i>Restigouche</i>	135b
Dredging of Des Prairies River, Works performed, men employed, &c.. . .	135b
Dredging at Ste. Anne de Restigouche and Cross Point, Bonaventure Co., Quebec.. . . .	135a
Dredging, Amt. of done by Govt. in P. E. I. season of 1912, &c.. . . .	135d
Duchemin, Commissioner, <i>re</i> salary of, personal expenses, expenses for witnesses' fees, <i>re</i> investigations in Antigonish Co., N.S.. . . .	175
Duchemin, Commissioner, Date of appointment of, gross amt. paid to, amt. for travelling expenses, witness fees, &c.. . . .	175a

E	
<i>Earl Grey</i> , D.G. Str., strike of firemen, and others employed on, 1912-1913....	114
<i>Earl Grey</i> , D.G. Str., Investigation into causes of stranding of at Toney River, N.S.	95d
East half of section 27 in Township 6, Range 2, West of third Meridian..	126
Eastern Provinces, Return <i>re</i> cause for depopulation of country places, and high cost of living..	129
Eastern Canada Power Co., <i>re</i> application to raise head of river near Coteau, Cedars, &c..	180
Edmonton, Constituency of, appointments by Dom. Govt. in, from Oct. 10, 1911, to date..	72i
Electric Lighting of Govt. Buildings, &c., at Ottawa, <i>re</i> name of Company holding contract for, &c..	206
Election, Twelfth General, Report of the Elections, By, for House of Commons for year 1912..	18
Employees in different Depts. at Ottawa, and nine Provinces and Territories, who have left employment since Oct. 1911 to Jan. 10, 1913..	18a
Employees in different Depts. at Ottawa, and nine Provinces and Territories, who have left employment since Oct. 1911 to Jan. 10, 1913..	119
Employees in different Depts. at Ottawa, and nine Provinces and Territories, who have left employment since Oct. 1911 to Jan. 10, 1913 (Supplementary)	119a
Engineer, District, in Bonaventure Co., Quebec, Report of..	176
Express statistics ..	20e
Experimental Farms, Report of Director of..	16
Experimental Farm at Ste. Anne, appointment of Mr. J. Begin as Manager of..	72e
External Affairs..	29a
Estimates:—	
Estimates of sums required for Dominion for year ending March 31, 1913..	3
Estimates, Supplementary, for year ending March 31, 1913..	4
Estimates, Supplementary for year ending March 31, 1914..	5

F

False Cove Flats, Vancouver, B.C., Lease of..	115
---	-----

F

Farm Labourers in Ontario, Complaints against Agents for placing in, during year 1910-1911..	47
Farmers Bank, <i>re</i> correspondence relating to action by Govt. regarding relief of shareholders, depositors, &c..	133
Farmers Bank, Report of Sir Wm. Meredith, Commissioner, into all matters connected with, &c..	153a
Fenian Invasion, <i>re</i> Petition of Firmin Thibault, for indemnity..	122
Female Labour, Documents <i>re</i> Revised Statutes of Sask., Chap. 17, regarding same..	167
Fernie, B.C., <i>re</i> awarding of contract for construction of a drill hall, at..	197
Fernie, B.C., Documents, &c., <i>re</i> awarding contract for, also copies of all tenders..	197a
Fish Warden, Baker Lake, Madawaska Co., N.B., claims of present..	141
Field Battery No. 10, Claims compensation by owners of horses attached to, in summer of 1912, &c..	202
Florence Mining Co., Copy of Report of Minister of Justice in <i>re</i> ..	112
Franking Privileges, used by Provinces of Dominion, for Statistics..	217
Forest Reserves and Parks Act, Sec. 19, Chap. 10, 1-2 Geo. V., Orders in Council <i>re</i> ..	56a
Forest Reserves, North side of Saskatchewan opposite city of Prince Albert, <i>re</i> the setting apart of..	192
Freight Tariffs, different, in force on Ry. lines from Metapedia, N.B., Copy of..	105
Freight Tariffs, different, in force on Freight Tariffs, different, in force on Ry. lines from Sunnybrae, N.S., &c..	105a

G

Grand Trunk Pacific Ry.:—	
Documents relating to Labour conditions on, between Tête Jaune Cache, and Port George..	166
Geological Survey Branch, Dept. of Mines, Report of..	26
Geographic Board, Report of for year ending June 30, 1912.	
Giffin, Chas. G., Isaac's Harbour, N.S., cancellation of contract with, <i>re</i> Lobster Hatchery..	156

G	
Governor General's Warrants (State- ment of)	43
Grand Etang, Documents in Dept. Public Works, <i>re</i> harbour improvements at	203f
Grand Etang, Documents in Dept. Pub- lic Works <i>re</i> harbour improvements at bec, St. John, N.B., and Halifax, dur- ing twelve months preceding 31st of Dec. 1912, showing domestic and foreign	151
Grosse Isle, Quarantine Station, ap- pointment of additional physician at	72
Grosse Isle, Quarantine Station, ap- pointment of Physician at	72f
Guardian Life Insurance Co. <i>re</i> trans- fer of, from Dept. at Ottawa to Ins. Dept. Toronto	188
Gunshed or Store House for equipment of 18th Field Battery of Artillery, An- tigonish, N.S.	196

H

Harkaway Post Office, regarding closing of, and change of mail service	158t
Hatfield, Chas. W., Fishery Officer on Tuskett River, N.S., appointment of	72b
Homestead Inspectors Rathwell and Erratt, <i>re</i> work done by in Moosejaw Land district	218
Homestead Inspectors Brandt, Balfour, Ouelette and Sipes, on work, in Regina Land district	218a
Homestead Inspectors Brandt, Balfour, Ouelette and Sipes, expenses of in months of June and July, 1912	218b
Homestead Inspector Miller, of Moose- jaw Land district, expenses of in month of July, 1912, &c.	218c
Homestead Inspectors Shields and Mc- Laren, work performed by in Swift Current Dist.	218d
Homestead Inspectors Shields, McLaren, Erratt and Rathwell, expenses in June and July, 1912	218e
Hudson Bay Co.'s Survey, patent relat- ing to Lot No. 217 in Parish of St. John, Winnipeg	201
Hudson Bay Ry., Land withdrawn from settlement along line of, &c.	232
Hudson Bay Ry., Purchase of land at Le Pas for terminals of	233

I

Indian Lands:—	
Sale of alleged Indian lands at Nyanza, N.S., &c.	163
<i>Re</i> lands sold by Coté's Band of In- dians, also letters, &c., addressed to Supt. Genl. of Indian Affairs	165a
Insurance, Report of Supt. of, for year ended 1912	8
Intercolonial Railway:—	
Correspondence <i>re</i> supply of castings, and purchase of scrap iron	83
Names of employees on dining cars of, and nature of employment	83a
Relating to a strike of temporary em- ployees on, at Halifax, N.S.	83b
Respecting an inquiry concerning an accident on, at St. André, Que.	83c
Inquiry and copy of evidence taken by Superintendent of, in reference to A. Laugnay	83d
Relating to construction of a branch line of into Guysborough Co., N.S.	83e
Relating to transportation of hay over for farmers of Antigonish Co., N.S.	83f
Relating to supply of ice for use of at Mulgrave, N.S.	83g
Relating to Documents on file in Dept. of Railways regarding public wharf at Sackville, N.B.	83h
Relating to Tender for supply of cast- ings for, during present year	83i
Showing how many kegs of nails were purchased for in 1912	83j
Showing amounts received for freight and passengers for 12 months, years 1910, 1911, 1912	83k
<i>Re</i> Water supply system at Dorches- ter Station, N.B.	83l
<i>Re</i> Case of M. L. Tracy of Mechanical Dept. of I. C. Ry., &c.	83m
<i>Re</i> Statement of amounts collected by I.C.Ry. for freight on Hay from Am- herst consigned to Whidden & Son	83n
<i>Re</i> proposed reduction of working hours for employees on I. C. Ry. at Moncton, or other points on	83o
<i>Re</i> correspondence made by Sydney, N.S., Board of Trade, <i>re</i> better and increased facilities, on Sydney divi- sion	83p
<i>Re</i> claim for damages for death of son of Thos. Hoare, killed at crossing of I. C. Ry., Stellarton, N.S.	83a

I	I
Re collision at St. Moise in Feb. 1913, between trains of E. Smith and regular No. 99.. . . .	Indian Affairs, Report of Department of.. . . .
83r	27
Return <i>re</i> names, occupations, &c., of all employees of I. C. Ry., dismissed in Co. of Rimouski, since September 21, 1911. (<i>See also dismissals</i>).. . . .	Indians of Micmac Reserve of Ste. Anne, Amount paid for Medical attendance, &c.. . . .
83s	164
Copy of Report of Privy Council of May 5, 1913, <i>re</i> appointment of F. P. Gutelius.. . . .	Indians of B.C., Claims put forth on behalf of, &c., Report of Jas. McKenna on.. . . .
83t	159
Documents in Dept. of Postmaster General, <i>re</i> mail facilities between Moncton, N.B., westward toward St. John, and between Moncton and Springhill Junction, N.S., and other points.. . . .	Indians of B.C., Correspondence, Orders in Council <i>re</i> claims of, between Govt. of B.C. and Dom. Govt., &c.. . . .
83u	159a
Return <i>re</i> contract for construction of any cars for I. C. Ry., since Jan. 1, 1913, &c.. . . .	Indian Reserves of B.C., Commission appointed to investigate.. . . .
83v	88
All amounts collected by, for freight on Hay from Amherst, &c., to Antigonish, in Jan., Feb. and March, last.. . . .	Industrial Disputes.. . . .
83w	36a
Immigrants coming into Canada year ending March 31, 1913, inspected by Govt. Medical Inspectors, &c.. . . .	Influence of Icebergs and Land, on the temperature of the sea, &c.. . . .
160a	21c
Interprovincial Bridge, proposed, between Hawkesbury, Ont., and Grenville, Que.. . . .	Inland Revenue:—
220	(Part I) Excise.. . . .
Icebergs and land, Report on the influence of on the temperature of the sea.. . . .	(Part II) Weights and Measures, &c.. . . .
21c	(Part III) Adulteration of Foods, &c.. . . .
lection, Wm., of Purcell's Cove, claim of for return of a boat by Dept. of Marine.. . . .	Insurance Companies, Abstract of Statements of for year ended 1912.. . . .
144	9
Immigration, Report of Inspector of Agents <i>re</i> placing of Immigrants, also Report <i>re</i> placing of in Ontario and Quebec during years 1910 and 1911....	Insurance Rates between Canadian Atlantic Ports and Ports in United Kingdom.. . . .
46	89
Immigration Office at Boston, U.S., <i>re</i> closing of in 1911, &c.. . . .	Interior, Report of Department of.. . . .
84	25
Immigrants, number of who settled in Canada in 1911-1912, and from where..	Internal Economy, Report of Commissioners of for preceding year, &c.. . . .
160	58
Imperial Defence, representations of the Committee on.. . . .	Investigation at Port Daniel West, Que., into conduct of Edmund Dea, &c.. . . .
85	95
Imports and Exports of Canada with Great Britain, U. S., Australia and New Zealand, during year ending March 31, 1912, in Agricultural products, &c.. . . .	International Waterways, Report of Commission on, &c.. . . .
152	19a
Increase in prices charged Canadian fishermen for Manila Cord, &c.. . . .	Isle Verte, Co. of Temiscouata, <i>re</i> placing of a light on Wharf at.. . . .
185	193
	J
	Japan, Treaty of Commerce and Navigation between United Kingdom and..
	190
	Japan, Memo. of Consul General for, respecting regulation of emigration from Japan to Canada.. . . .
	190a
	Justice, Report of Department of.. . . .
	34
	K
	Keewatin Territory, School System established in portion of annexed to Manitoba.. . . .
	168
	Kelly, F. W., M.D., appointment of by Govt. as Port Physician at Bridgewater, N.S.. . . .
	72h
	Kitsilano Indian Reserve, Documents dated since January 1, 1912, relating to.. . . .
	159d

K	M
Kraut Point, Lunenburg Co., N.S., <i>re</i> papers regarding construction of wharf at... .. 179a	Militia and Defence:— Report of Militia Council year ending March 31, 1912... .. 35
L	Copies of Gen. Orders promulgated to Militia between (Nov. 2 and Nov. 5, 1911... .. 68
Land, area of thrown open for pre-emption &c., in Provs. of Alberta and Sask. since Oct. of 1908, &c.. .. 172	Purchase of, and subsequent repairs to a private car by Dept. of... .. 163
Land, one mile in width along line of Hudson Bay Ry., withdrawn from settlement, &c.. .. 232	Militia or regular forces, date of first call to aid of Civil authorities, called since, &c.. .. 127
Laurentides, construction of Public Building at, &c.. .. 207a	Marine and Fisheries, Report of Dept., (Marine)... .. 21
Labour, Report of Department of... .. 36	Marine and Fisheries, Report of Dept., (Fisheries)... .. 22
<i>Labour Gazette, The</i> , names, professions, residences, &c., of correspondents of... .. 199	Mastin, Miss, <i>re</i> presentation of certain chinaware to Govt. by, &c.. .. 198
Lake Timiskaming, construction of a dam at foot of, for storage purposes.. 120	<i>Mayflower</i> , Steamer, investigation <i>re</i> wreck of in November, 1912, &c.. .. 95b
Lake Timiskaming Dam, construction of in 1908 and 1909... .. 120a	Medicine Hat, Alta., <i>re</i> correspondence respecting transfer of 'Police Point Reserve,' to... .. 145
Lauzier, Arsene, of Amqui, Que., Inquiry made as to accident to horse of. 146	Medical Attendance, &c., on Canadian boat fishermen... .. 64
Laugnay, evidence taken <i>re</i> inquiry in reference to... .. 83d	Melanson, Jos., clerk at Bathurst, N.B., alleged defalcation in accounts of.. 103
Leblœuf, Aurile, cancellation of lease No. 18778, by Minister of Rys.. .. 80	Memo. of Consul General of Japan <i>re</i> regulation of emigration from Japan to Canada... .. 190a
Librarians, Joint, Report of, for 1912.. 33	Memorial presented to Govt. by Delegation from Govt. of P. E. Island, <i>re</i> subsidy... .. 124
Lighthouse Keepers, List of removed by present Govt. in Co. of Two Mountains... .. 61 (71)	Mennier, Chas., ex-collector of Customs at Marieville, Que., <i>re</i> a claim of... 157
Liquor, Return <i>re</i> Section 88, Chap. 62, R. S., respecting amount of brought into N. W. Territories of Canada, &c. 112	Mexico, Return <i>re</i> correspondence between Dept. Trade and Commerce, <i>re</i> closing of office of Trade Commissioner in, &c.. .. 111
Lévis, Dry Dock at, also Port of Quebec, Papers, &c., <i>re</i> construction of at... .. 204b	Militia, Return showing when regular force first called out in Canada, &c.. .. 127
Lévis, Dry Dock of, Report of Mr. Chas. Smith against Sampson et al.. .. 204a	Mines Branch, Department of Mines, (Report)... .. 26a
Lena, Jean Baptiste, and his wife, <i>re</i> work done at public buildings at Valleyfield, Que.. .. 136	Miscellaneous Unforeseen Expenses... .. 39
Lieut. Governors of different Provinces of Canada, instructions sent with Commissions... .. 143	Molasses imported into Canada from British West Indies for year ending March 31, 1912, under Trade agreement with, &c.. .. 74
List of Shipping, issued by Dept. of Marine and Fisheries for year 1912... .. 21b	Monk, Hon. Mr., letter of resignation, &c.. .. 75
Little Manitou Lake, Sask., Memo. <i>re</i> certain area transferred to town of Waterous, &c.. .. 219	Moore, W. F., Lieut.-Col., 20th Regt. Halton Rifles, <i>re</i> resignation of... .. 113
Lobster Hatchery, establishment of at Spry Bay, Halifax Co., N.S.. .. 66	
Lot No. 217 of the Hudson Bay Co's. Survey in Parish of St. John, Winnipeg... .. 201	

M	M				
<p>Moral Instruction in Canadian Public Schools, Report by Mr. J. A. M. Aikins.. 96</p> <p>Mulgrave, N.S., and Cheticamp, N.S., Steam Service between, in years 1910-1911, 1911-1912 and 1912-1913.. . . . 222a</p> <p>Murray, Sir Geo., Report of on Organization of Public Service of Canada.. 57a</p> <p>Macdonald, John, appt. of as Inspector Inland Revenue, Maritime Provinces. 72q</p> <p>Marine Hospital at Pictou, N.S., correspondence <i>re</i> disposition of to any corporation or persons, &c.. . . . 155</p> <p>Mails and Mail Contracts:—</p> <p>Mail Contracts cancelled in Bonaventure Co., since Oct. 1, 1911.. . . 62</p> <p>Rural Mail Delivery routes established since Oct. 1, 1912.. . . . 62a</p> <p>Mail contract, cancellation of between Postmaster General and Mr. Beeman.. 62b</p> <p>Mail Contract for carrying between Sorel and Ste. Victoire, Co. of Richelieu.. 62c</p> <p>Mail Contract for carrying between Heatherton and Guysborough, N.S., for 1912.. 62d</p> <p>Rural Mail between Salt Springs and West River Station.. 62e</p> <p>Rural Mail between Merigonish Station and Arisaig, Pictou Co., N.S.. 62f</p> <p>Contract for carrying mails between Linwood Station and Linwood P.O. 62g</p> <p>Correspondence <i>re</i> Railway Mail Service in Bonaventure Co., from Oct. 1911 to date.. 62h</p> <p>Contracts for carrying mails between St. Andrew and Beaulieu, Co. of Antigonish, N.S.. 62i</p> <p>Changes made in contract for carrying mails in Berthier Co., since Sept. 21, 1911, &c.. 62j</p> <p>Mail Contract <i>re</i> letting of between Guysborough and Charles Cove, N.S.. 62k</p> <p>Names of various Ry. Mail Clerks in Montreal and Quebec divisions, &c.. 62l</p> <p>Contract between P. O. Dept. and Ont. Equipment Co., <i>re</i> purchase of locks for mail bags.. 62m</p> <p><i>Re</i> correspondence, &c., between Postmaster General and Dr. Faucher, respecting patent lock for mail bags. 62n</p>	<p>Correspondence between Postmaster General and Mr. Aimé Dion, Que., <i>re</i> patent lock for mail bags.. . . . 62o</p> <p>Documents in possession of P. O. Dept. <i>re</i> carrying of mails between Linwood and Grosvenor, Guysborough Co., N.S.. 62p</p> <p>Names of Mail Carriers in Co. of Vandreuil and Soulanges, amount of each contract, &c.. 62q</p> <p>Number of Post Offices in Co. of Yarmouth, N.S., not served with daily mail, &c.. 62r</p> <p>Contracts <i>re</i> purchase of Rural Mail delivery boxes, made by P. O. Dept. since 1908, until Jan. 1, 1912.. . . . 62s</p> <p>Names of Post Offices and Postmasters in Counties of Soulanges and Vandreuil.. 62t</p> <p>Mail Routes, Rural, established in Pictou Co., N.S., since Oct. 1911.. . . . 62u</p> <p><i>Re</i> purchase of new locks for mail bags by P. O. Dept., from Ont. Equipment Co., &c.. 62v</p> <p><i>Re</i> Contract for carrying mails between Post Office and C. P. R. Station at Three Rivers, Que. since Oct. 1911.. 62w</p> <p><i>Re</i> cancelled contract of M. E. Bougie for carrying mails between P. O., and Ry. Station, Bromptonville, Quebec.. 62x</p> <tr> <th data-bbox="1090 1437 1125 1467">Mc</th><th data-bbox="1090 1665 1125 1695">N</th></tr> <tr> <td data-bbox="797 1491 1424 1625"> <p>McKelvey, Jas., of town of Sarnia, application of for Fenian Raid Bounty. 128</p> <p>McKenzie, General, Documents, &c., <i>re</i> resignation of.. 75b</p> </td><td data-bbox="797 1719 1424 2156"> <p>Nadeau, Louis, appointment of as Postmaster at St. Christine, Co. of Bagot. 72e</p> <p>National Gallery of Canada, Return <i>re</i> acquisition of Paintings, &c., names of Artists, &c., since 1891.. . . . 121</p> <p>Navy, Royal Canadian:—</p> <p>Award of Compensation to men belonging to.. 48</p> <p>Naval Service, Report <i>re</i>.. . . . 38</p> <p>Copies of plans in Tenders of Messrs. Cammel, Laird & Co., <i>re</i> construction of ships for Canadian Navy.. 48a</p> <p>Tenders for ships of War of Canada. 60</p> </td></tr>	Mc	N	<p>McKelvey, Jas., of town of Sarnia, application of for Fenian Raid Bounty. 128</p> <p>McKenzie, General, Documents, &c., <i>re</i> resignation of.. 75b</p>	<p>Nadeau, Louis, appointment of as Postmaster at St. Christine, Co. of Bagot. 72e</p> <p>National Gallery of Canada, Return <i>re</i> acquisition of Paintings, &c., names of Artists, &c., since 1891.. . . . 121</p> <p>Navy, Royal Canadian:—</p> <p>Award of Compensation to men belonging to.. 48</p> <p>Naval Service, Report <i>re</i>.. . . . 38</p> <p>Copies of plans in Tenders of Messrs. Cammel, Laird & Co., <i>re</i> construction of ships for Canadian Navy.. 48a</p> <p>Tenders for ships of War of Canada. 60</p>
Mc	N				
<p>McKelvey, Jas., of town of Sarnia, application of for Fenian Raid Bounty. 128</p> <p>McKenzie, General, Documents, &c., <i>re</i> resignation of.. 75b</p>	<p>Nadeau, Louis, appointment of as Postmaster at St. Christine, Co. of Bagot. 72e</p> <p>National Gallery of Canada, Return <i>re</i> acquisition of Paintings, &c., names of Artists, &c., since 1891.. . . . 121</p> <p>Navy, Royal Canadian:—</p> <p>Award of Compensation to men belonging to.. 48</p> <p>Naval Service, Report <i>re</i>.. . . . 38</p> <p>Copies of plans in Tenders of Messrs. Cammel, Laird & Co., <i>re</i> construction of ships for Canadian Navy.. 48a</p> <p>Tenders for ships of War of Canada. 60</p>				


N	P
<p>Navel Cadets, amendment to the regulations for entry of, Copy of O. C. <i>re</i>... 48b</p> <p>Northeast $\frac{1}{4}$ 14-75-15-5, Documents <i>re</i> during years 1911, 1912, 1913 to date... 187e</p> <p>Northumberland Strait, Reports in connection with Tides and Currents of... 86</p> <p>North $\frac{1}{2}$ of S. West $\frac{1}{4}$ Sec. 8, in Tp. 49, Range 26 West of 2nd Meridian, Memo. <i>re</i> patent for... 147</p> <p>North Bay to Sturgeon Falls, Ont., <i>re</i> construction of a highway road from... 178</p> <p>Northwest of 30-25-7-2, Documents relating thereto... 178b</p> <p>Northwest quarter section, 29-10-18, W, <i>re</i> documents connected with sale of... 187d</p> <p>Nyanza, Cape Breton Co., N.S., sale of alleged Indian lands at... 165</p>	<p>Patent for N. $\frac{1}{2}$ of S. W. $\frac{1}{4}$ of Sec. 8, Township 49, Range 26, W. of 2nd Meridian to Arthur Donaldson... 147</p> <p>Paintings, Oils and Water Colours acquired by Govt. since 1891, for National Gallery... 121</p> <p>Petite Rivière Breakwater, N.S., Documents, pay rolls, accounts, &c., connected with... 203</p> <p>Peace Conference, International, <i>re</i> consideration of first century of peace between United States and British Empire... 229</p> <p>Port Daniel West, Que., Investigation into conduct of Edwd. Dea, Guardian of Lobster Hatchery there... 95a</p> <p>Prince Edward Island, Govt. of, Memorial <i>re</i> a delegation from, asking increase of Prov. Subsidy... 124</p> <p>Privy Council, Report of <i>re</i> contract for Ocean Mail, Passenger, Freight Service, between Canada and Great Britain, &c... 194</p> <p>Prosecutions, &c., against Saml. Stewart, Melvin Hart and others for infraction of Fisheries Act, also charge against Rod. Martin, &c... 141b</p> <p>Properties purchased by Govt. north of Wellington St., and west of Bank St., in City of Ottawa, to Jan. 31, 1913, &c... 177</p> <p>Peace River District, Amount of Seed Grain supplied to settlers in, during years 1912-1913, &c... 200</p> <p>Pilotage Commission of Quebec, Report of... 186</p> <p>Pilotage and its administration in Districts of Montreal and Quebec, also letter from Commissioner Ajutor Lachance, &c... 191c</p> <p>Police Point Reserve, transfer of property known as, to City of Medicine Hat... 145</p> <p>Portsmouth Penitentiary, <i>re</i> names of keepers dismissed, and upon whose recommendation they were reinstated, &c... 174</p> <p>Portsmouth Penitentiary, names of Discipline Officers, dates of appointments, &c... 174a</p> <p>Pomket River, Antigonish Co., N.S., <i>re</i> closing of Post Office at... 158</p> <p>Pomminville, Dr., appointment of as Surgeon of St. Vincent de Paul Penitentiary... 72c</p>
O	
<p>Ocean Mails Passenger and Freight Steamship Service between Canada and Great Britain, and Great Britain and Canada, Articles of agreement for said service, with contract for, &c... 194</p> <p>Official Statistics of Canada, Report of Departmental Commission... 77 & 90</p> <p>Oil Paintings, Subjects of, which have become the property of the National Gallery of Canada... 121</p> <p>Ontario, Prov. of, respecting extension of boundaries of... 101</p> <p>Ontario and Quebec, area of Territories added to by Statutes of 1912... 184</p> <p>Ordinances of the Yukon Territory, (year 1912)... 51</p> <p>Ordinances of the Yukon Territory, (year 1913)... 225</p> <p>Orders in Council <i>re</i> seizure of horses from John Gobel, for smuggling same across to United States... 212</p> <p>Ottawa Improvement Commission, (Report of)... 42</p> <p>Ottawa River, Amount of money expended on improving channel of, between Hull and village of Masson... 137</p> <p>Ottawa, Properties purchased in, by Govt. North of Wellington and West of Bank Sts... 177</p>	P
<p>Patent Number 142823, Petitions, plans, &c., in Patent Branch... 214</p>	

P		Q	
Post Offices opened in Bonaventure Co., since Oct. 11, 1911, names of postmasters, &c..	63	Quebec and Oriental Ry., and Atlantic Quebec and Western Ry., documents <i>re</i> their incorporation into Canadian Govt. Ry. System, &c..	116a
Postmaster General, (Report).. . . .	24	Quebec Harbour, Correspondence between Postmaster General and Isidore Belleau, <i>re</i> improvements.. . . .	203i
Preferential Tariff, between Govt. of Canada, and Commonwealth of Australia..	94		
Proposals to supply medicine to Canadian boat fishermen..	64		
Public Accounts..	2		
Public Works, Report of Department of.. . . .	19		
Public Service Commission, Report of.. . . .	57		
Public Works Dept., Order for goods given by, since Oct. 1, 1911, at Montreal, Halifax, St. John, N.B.. . . .	133		
Public Printing and Stationery.. . . .	32		
Public Offices, buildings occupied by the Govt. as, under rent, &c..	208		
Public Service of Canada, Organization of, Report <i>re</i> by Sir Geo. Murray....	57a		
Pure Food Act, <i>re</i> date of enactment of.. . . .	70		
Public Buildings at Three Rivers, Que., since Oct. 11, 1911, to date, &c....	207		
Public Buildings, construction of in town of Laurentides, Co. of Assomption, Quebec..	207a		
Public Buildings, construction of in town of Stellarton, N.S., 1912, Documents respecting, &c..	207c		
Public Buildings, work and repairs on in North Sydney, N.S., 192, Documents respecting, &c..	207b		

R	S
Railway, Intercolonial, Returns <i>re</i> Vale Line, correspondence asking road to be taken by, &c.. 109	School Lands, Province of Saskatchewan, sold in 1912, Correspondence, papers, &c., relating to in hands of Government.. 215f
Railway, Intercolonial, <i>re</i> a strike of temporary employees at Halifax, N.S.. 83b	Scrip, Half Breed, &c., papers <i>re</i> issuing of warrant No. 2155, certificate No. 672 to Albert St. Denis.. . . . 231
Railway, Central Ry. of Canada, <i>re</i> Report made by to Railway Dept... 211	Scoles, C. R., New Carlisle, Que., Claim of for balance of subsidy voted, &c.. 102
Railway, Copy of letter by Chief Engineer Lumsden of Trans. Commission to Chairman Wade.. . . . 106a	Seaforth, Halifax Co., N.S., Correspondence <i>re</i> tenders, contracts, &c., <i>re</i> construction breakwater at.. . . . 203a
Rocky Mountain Park Act, Orders in Council relating to (Chap. 60. Rev. Statutes).. 56	Secretary of State, Report of.. . . . 29
Royal Society of Canada, Report of Affairs of.. 50	Sevigny, Mr., increase of salary of, as employee of Immigration Office, Montreal.. 132
Royal Northwest Mounted Police, Report of the.. 28	Shareholders in Banks, List of.. . . . 6
Rowlings, Geo. and James, Documents <i>re</i> prosecution of in 1910, for violation of Fishery Regulations.. 141a	Ships of War of Canada, Tenders for, &c.. 60
Rowlings, G. A. R., J. S. Wells and S. R. Griffin, Letters to Dept. Public Works, <i>re</i> Public Works in Guysborough Co., N.S.. 203h	Skinnners Cove, Pictou Co., N.S., Expenditures at.. 100
Rural Mail Delivery Routes established in Canada, since Jan. 1, 1912.. . . . 62a	Soulanges and Vaudreuil, Names of Post Offices and Postmasters in Counties of. 62i
Rural Mail Service, establishment of between Saltsprings, and West River Station. (<i>See</i> Mails, &c.).. 62e	South Port Wharf, Lot 48, P. E. I., <i>re</i> repairs, contracts for same, &c.. . . . 203c
Rural Mail Service between Merigonish Station, Pictou Co., N.S., and Arisaig. (<i>See</i> Mails, &c.).. 62f	Southwest, 36-16-27, W. 2, Documents in Department of Interior relating to, &c.. 187
	Southwest $\frac{1}{4}$ of 4-9-14 West of 2nd Meridian.. 187a
	Southwest $\frac{1}{4}$ 28-20-21, W. 2nd Meridian, N. W. H. B., also W. $\frac{1}{2}$ of S. E. $\frac{1}{4}$, 32-20-21, W. 2. M., N. W. H. B., &c.. . . 187g
	Southwest $\frac{1}{4}$ 2-19-20, W. 2nd Meridian Homestead, Pat. June 3, 1892, Papers connected with claim of G. W. Brown. 187f
	South West Cove, Lunenburg Co., N.S., Obstructions placed in waters of.. . 99
	Spry Bay, Halifax Co., N.S., <i>re</i> establishment of Lobster Hatchery at.. . 66
	Spry Bay, Halifax Co., N.S., <i>re</i> closing of, or change of post office at.. . . . 78a
	Stahl, J., Assistant Inspector of Immigration on Ry., <i>re</i> suspension of by H. Boulay, &c.. 171
	Stamp Vending Machines, terms of contract relating to, date, &c.. 224
	Statistics of Canada, Official, Report of Departmental Commission on.. . . . 77
	Steamboat Inspection, Report of Chairman of Board of for fiscal year 1912. 23
	Steamer <i>City of Sydney</i> , Investigation into collision between, and Tug <i>Douglas H. Thomas</i> 95e
S	
Salmon River Indian Reserve, N.S., <i>re</i> Indian School in, also appointment of teacher in since June 1, 1912.. . . . 159b	
Salmon Hatchery, purchase of a site for at Snidlope Lake, from J. B. Nicholson.. 98	
Salmon, Sockeyes, of B.C., prohibition of export of from that Province.. . 92	
Sauvé, L. A., Claim of to certain buildings at La Pointe des Cascades, &c.. 107	
School Lands, Provinces of Alberta and Saskatchewan, <i>re</i> Sale of since Oct. 12, 1911.. 213	
School Lands, Provinces of Manitoba, Saskatchewan and Alberta, Showing lots sold in during year 1912, price, &c. 213a	

S	S		
<p>Steam Service, &c., <i>re</i> subsidy to, between points in Bonaventure Co., Que. and New Brunswick.. . . . 67a</p> <p>Steam Service, &c., <i>re</i> subsidy to, between St. John, N.B., and Bear River, N.S.. . . . 67</p> <p>Steam Service performed by Steamer <i>Canada</i>, since Oct. 11, 1911, to date.. . . 65</p> <p>Steam Service subsidized between Canadian Ports and British West Indies.. . . . 67b</p> <p>Steffanson, Mr. V., Correspondence with concerning Northern expeditions.. . . 161</p> <p>Steffanson, Mr. V., Order in Council in reference to, &c.. . . . 161a</p> <p>Stewart, Sam., Hart Melvin, and others, prosecutions against for infringement of Fisheries Act.. . . . 141b</p> <p>Stenographers and Secretaries, Return <i>re</i> number, names of, and Members of Commons for whom they work.. . . 150</p> <p>Stream Measurements for calendar year, 1911, Report of progress of.. . . . 25d</p> <p>Subsidies paid to Quebec and Oriental Ry. and others since October, 1911.. . . 67c</p> <p>Subsidies paid each of four original Provinces of Dominion at Confederation, population on which same was based, &c.. . . . 154</p> <p>St. Peters, N.S., Acquisition or expropriation of land at.. . . . 104</p> <p>St. Peters Indian Reserve, Man., relating to delay in issuing patents for lands purchased from.. . . . 148</p> <p>St. Peters Canal Improvements, <i>re</i> contract between Dept. and W.H.Weller, regarding.. . . . 108</p> <p>St. Peters Canal Improvements, <i>re</i> contract between Dept. and W.H.Weller, regarding.. . . . 108a</p> <p>St. Croix, Co. of Lotbinière, Que., Construction of a wharf at.. . . . 203b</p> <p>St. Joseph de Lévis, <i>re</i> suitable site for construction of Dry Dock at, &c.. . . 204</p> <p>St. Vincent de Paul Penitentiary, documents <i>re</i> appointment of Dr. Pomminville at.. . . . 72a</p> <p>St. Anne de la Pocatière, Experimental Farm at, appointment of Mr. J. Begin as manager at.. . . . 72e</p> <p>St. John and Quebec Ry., documents, &c., between Dept. of Rys. and Canals <i>re</i> line from St. John, N.B., to Grand Falls.. . . . 11(b)</p>	<p>St. Germain de Kamouraska, documents <i>re</i> purchase of timber for construction of wharf at, in 1912.. . . . 203g</p> <p>St. Denis, Albert, <i>re</i> issuing of Half Breed Scrip to, &c.. . . . 231</p> <tr> <th data-bbox="1064 484 1084 508">T</th><td></td></tr> <p>Taché, C. E., Resident Engineer in Bonaventure Co., Que., <i>re</i> Reports made by on Public Works there since 1911.. . . 176</p> <p>Tariff Duties on imported lumber, dressed on one side, &c., <i>re</i> arguments respecting before Exchequer Court of Canada.. . . . 125b</p> <p>Tariff Customs of Canada, changes made in by Order in Council since last session of Parliament.. . . . 73</p> <p>Tariff Customs on Cement, correspondence between Companies, Corporations, &c., to Nov. 11, 1911.. . . . 125</p> <p>Tariff Customs on Cement, adjustment of Duty on, and all correspondence with Ministers respecting, &c.. . . . 125a</p> <p>Taxation per capita for year ending March 31, 1913, and for each of 12 preceding years, Return <i>re</i>.. . . . 227</p> <p>Technical Education and Industrial Training, Report of Royal Commission on, &c.. . . . 191d</p> <p>Telegraph Lines under construction during year 1911-12, in different points in Nova Scotia.. . . . 209</p> <p>Tenders for Ships of War of Canada.. . . 60</p> <p>Three Rivers, Que., Correspondence, &c., <i>re</i> erection of a Public Building at since Oct. 11, 1911, to date.. . . . 207</p> <p>Thibault, Firmin, of St. Denis, Co. of Kamouraska, Que., <i>re</i> petition for indemnity.. . . . 122</p> <p>Tides and Currents of Northumberland Strait, Reports in connection with.. . . 86</p> <p>Townships 24-25, Range 27, West of first Meridian, suitability of for Forest Reserve, Homesteading purposes, &c.... 192a</p> <p>Topographical Surveys Branch, Dept. of Interior, Report of, 1911, 1912.. . . . 25b</p> <p>Trade, Volume of, import and export of, between Canada and Newfoundland, from Jan. 1, 1896, to Jan. 1, 1913.. . . 195</p> <p>Trade, Volume of, between Newfoundland and West Indies, included in Trade Arrangement with Canada, for 1909, 1910, 1911 and 1912 (Supplementary).. . . . 195a</p>	T	
T			

T		V	
Trade Transactions between West Indies and Canada..	59	Vale Road Ry., asking that line be taken over by I. C. Ry..	109
Trade Unions, An Act respecting.. . .	54	Veterinary Director General.. . . .	15b
Trade and Commerce:—		Veterinary Director General, correspondence <i>re</i> requested visit to Nova Scotia..	216
(Part I.—Canadian Trade, Imports and Exports)	10	Volume of trade, import and export, between Canada and Newfoundland, from Jan. 1, 1896 to Jan. 1, 1913.. . . .	195
(Part II.—Canadian Trade)—		Volume of trade between Newfoundland and West Indies, included in trade agreement with Canada, for 1909, 1910, 1911, 1912..	195a
France..	10a	W	
Germany..	10a	Warburton, Lt. Col., appointment of as Medical Officer at Charlottetown Camp..	72d
United States..	10a	Warrants, Governor General's, Statement of..	43
United Kingdom..	10a	Weir Licenses, Documents <i>re</i> , in waters of Counties of Charlotte and St. John, N.B..	230
(Part III.—Canadian Trade, except)—		Welland Canal, number of accidents to lock gates or bridges on, during year ending Nov. 25, 1912, &c.. . . .	169
France..	10b	Weller, W. H., contract between Dept. of Railways and, <i>re</i> St. Peters Canal.	108
Germany..	10b	Welsh Coal supply, Contract for to the various public buildings at Montreal.	134
United Kingdom..	10b	West Indies-Canada Conference.. . . .	55
United States..	10b	West Indies, Trade Transactions between Canada, and..	59
(Part IV.—Miscellaneous Information)—		West Indies Trade Statistics, Imports and Exports, relating to, in possession of Govt..	59a
(Part V.—Report of the Board of Grain Commissioners for Canada)..	10d	West Indies, Documents in Dept. Trade and Commerce <i>re</i> Steamship Service between Canada and, since Dec. 1, 1912..	222
(Part VI.—Subsidized Steamship Services)..	10e	White Bear Indian Reserve, Documents <i>re</i> surrender of part of, &c..	159c
(Part VII.—Trade of Foreign Countries, Treaties and Conventions)....	10f	Wholesale Prices in Canada, Report on by R. H. Coats, B. A., Dept. of Labour..	183
Telephone Statistics..	20d	Y	
Telegraph Statistics..	20f	Yukon, (Ordinances of), 1912.. . . .	51
Transcontinental Commission, Copy of letter of Engineer Lumsden of, to Chairman Wade of..	106a	Yukon, (Ordinances of), 1913.. . . .	226
Transcontinental Railway, Copy of original instructions furnished engineers by Chief Engineer on Eastern Div. of, also Western..	106		
Transcontinental Railway Commissioners, Report of for 1912..	37		
Trawlers, Steam, prohibited from participating in Fishing Bounty, &c....	162		
Treasury Board Overrulings (Statement of)..	40		
Twine for fishing purposes, duty payable on, under item 682 of Customs Tariff.	69		
U			
Unclaimed Balances, &c., in Chartered Banks of Dominion of Canada.. . . .	7		
United Shoe Machinery Co., Report of Commission to investigate complaints against..	95c		



See also Alphabetical List, Page 1.

LIST OF SESSIONAL PAPERS

Arranged in Numerical Order, with their titles at full length; the dates when Orderedd and when presented to the Houses of Parliament; the Names of the Senator or Member who moved for each Sessional Paper, and whether it is ordered to be Printed or Not Printed.

CONTENTS OF VOLUME B.

Fifth Census of Canada, 1911—Population, Religions, Origins, Birthplace, Citizenship, Literacy, Infirmities, as enumerated in June, 1911.

Printed for distribution and sessional papers.

CONTENTS OF VOLUME C.

Fifth Census of Canada, 1911—Manufactures for 1910 as enumerated in June, 1911.

Printed for distribution and sessional papers.

CONTENTS OF VOLUME 1.

(This volume is bound in three parts.)

1. Report of the Auditor General for the year ended 31st March, 1912 Volume 1, Parts A to J. Volume II, Parts K to U. Volume III, Parts V to Y. Presented by Hon. Mr. White, 14th January, 1913.

Printed for distribution and sessional papers

CONTENTS OF VOLUME 2.

2. The Public Accounts of Canada, for the fiscal year ended 31st March, 1912. Presented by Hon. Mr. White, 26th November, 1912.

Printed for distribution and sessional papers.

3. Estimates of sums required for the service of the Dominion for the year ending 31st March, 1914. Presented by Hon. Mr. White, 3rd February, 1913.

Printed for distribution and sessional papers.

4. Supplementary Estimates of sums required for the service of the Dominion for the year ending on the 31st March, 1913. Presented by Hon. Mr. White, 10th March, 1913.

Printed for distribution and sessional papers.

5. Supplementary Estimates of sums required for the service of the Dominion for the year ending on 31st March, 1914. Presented by Hon. Mr. White, 20th May, 1913.

Printed for distribution and sessional papers.

CONTENTS OF VOLUME 3.

6. List of Shareholders in the Chartered Banks of the Dominion of Canada as on December 31, 1911. Presented by Hon. Mr. White, 26th November, 1912.

Printed for distribution and sessional papers.

CONTENTS OF VOLUME 4.

7. Report on dividends remaining unpaid, unclaimed balances and unpaid drafts and bills of exchange in Chartered Banks of the Dominion of Canada, for five years and upwards prior to 31st December, 1911. Presented by Hon. Mr. White, 26th November, 1912.

Printed for distribution and sessional papers

CONTENTS OF VOLUME 5.

(This volume is bound in two parts).

8. Report of the Superintendent of Insurance for year ended 1912. Presented by Hon. Mr. White.. . . . *Printed for distribution and sessional papers.*
9. Abstract of Statements of Insurance Companies in Canada for the year ended 1912. Presented by Hon. Mr. White.. . . . *Printed for distribution and sessional papers.*

CONTENTS OF VOLUME 6.

(This volume is bound in two parts).

10. Report of the Department of Trade and Commerce for the fiscal year ended 31st March, 1912. (Part I.—Canadian Trade). Presented by Hon. Mr. Foster, 30th January, 1913. *Printed for distribution and sessional papers.*
- 10a. Report of the Department of Trade and Commerce, for the year ended 31st March, 1912. (Part II.—Canadian Trade with (1) France, (2) Germany, (3) United Kingdom, and (4) United States). Presented by Hon. Mr. Foster, 12th December, 1912. *Printed for distribution and sessional papers.*
- 10b. Report of the Department of Trade and Commerce for the fiscal year ended 31st March, 1912. (Part III.—Canadian Trade with Foreign Countries, except France, Germany, the United Kingdom and United States). Presented by Hon. Mr. Foster, 15th January, 1913.. . . . *Printed for distribution and sessional papers.*
- 10c. Report of the Department of Trade and Commerce, for the fiscal year ended 31st March, 1912. (Part IV.—Miscellaneous Information). Presented by Hon. Mr. Reid, 17th February, 1913.. . . . *Printed for distribution and sessional papers.*
- 10d. Report of the Board of Grain Commissioners for Canada. Presented by Hon. Mr. Foster, 3rd February, 1913.. . . . *Printed for distribution and sessional papers.*
- 10e. Report of the Department of Trade and Commerce for the fiscal year ended 31st March 1912. (Part VI.—Subsidized Steamship Services). Presented, 1913. *Printed for distribution and sessional papers.*
- 10f. Report of Trade and Commerce for fiscal year ended 31st March, 1912. (Part VII.—Trade of Foreign Countries, Treaties and Conventions). Presented, 1913. *Printed for distribution and sessional papers.*

CONTENTS OF VOLUME 7.

11. Report of the Department of Customs for the year ended 31st March, 1912. Presented by Hon. Mr. Reid, 28th November, 1912—*Printed for distribution and sessional papers.*

CONTENTS OF VOLUME 8.

12. Reports, Returns and Statistics of the Inland Revenues for the Dominion of Canada for the year ended 31st March, 1912. (Part I.—Excise). Presented by Hon. Mr. Nantel, 25th November, 1912.. . . . *Printed for distribution and sessional papers.*
13. Report of the Department of Inland Revenue for year ended 31st March, 1912. (Part II.—Inspection of Weights and Measures, Gas and Electricity). Presented by Hon. Mr. Nantel, 25th November, 1912.. . . . *Printed for distribution and sessional papers.*
14. Report of the Department of Inland Revenue for year ended 31st March, 1912. (Part III.—Adulteration of Food). Presented by Hon. Mr. Nantel, 25th November, 1912. *Printed for distribution and sessional papers.*

CONTENTS OF VOLUME 8—Continued.

15. Report of the Minister of Agriculture for the Dominion of Canada, for the year ended 31st March, 1912. Presented by Hon. Mr. Burrell, 26th November, 1912.
Printed for distribution and sessional papers.
- 15a. Report of the Dairy and Cold Storage Commissioner for the fiscal year ending 1912. Presented, 1913... ..*Printed for distribution and sessional papers*

CONTENTS OF VOLUME 9.

- 15b. Report of the Veterinary Director General and Live Stock Commisioner, for the year ending 31st March, 1912. Presented by Hon. Mr. Burrell, 25th March, 1913.
Printed for distribution and sessional papers.
16. Report of the Director and Officers of the Experimental Farms for the year ending 31st March, 1912. Presented by Hon. Mr. Burrell, 14th January, 1913.
Printed for distribution and sessional papers.

CONTENTS OF VOLUME 10.

17. Criminal Statistics for the year ended 30th September, 1911, (Appendix of the Report of the Minister of Agriculture, for the year 1911). Presented by Hon. Mr. Borden, 2nd June, 1913... ..*Printed for distribution and sessional papers.*
18. Return of the Twelfth General Election for the House of Commons of Canada, held on the 14th and 21st of September, 1911. Presented by Hon. The Speaker, 27th November, 1912... ..*Printed for distribution and sessional papers.*
- 18a. Return of By-Elections (Twelfth Parliament) for the House of Commons of Canada, held during the year 1912. Presented by Hon. The Speaker, 10th March, 1913.
Printed for distribution and sessional papers.

CONTENTS OF VOLUME 11.

19. Report of the Minister of Public Works on the works under his control for the fiscal period ended 31st March, 1912. Part I. Presented by Hon. Mr. Rogers, 4th December, 1912. Part II. Ottawa River Storage and Geodetic Levelling.
Printed for distribution and sessional papers.

CONTENTS OF VOLUME 12.

(This volume is bound in two parts).

- 19a. Report of the Commission on International Waterways.
Printed for distribution and sessional papers.

CONTENTS OF VOLUME 13.

20. Report of the Department of Railways and Canals, for the fiscal period from 1st April, 1911, to 31st March 1912. Presented by Hon. Mr. Cochrane, 13th December, 1912.
Printed for distribution and sessional papers.
- 20a. Canal Statistics for the season of Navigation, 1912. Presented by Hon. Mr. Cochrane, 15th April, 1913... ..*Printed for distribution and sessional papers.*
- 20b. Railway Statistics of the Dominion of Canada for the year ended 30th June, 1912. Presented by Hon. Mr. Cochrane, 16th January, 1913.
Printed for distribution and sessional papers.

CONTENTS OF VOLUME 14.

- 20c.** Seventh Report of the Board of Railway Commissioners for Canada, for the year ending 31st March, 1912. Presented by Hon. Mr. Cochrane, 25th November, 1913.
Printed for distribution and sessional papers.
- 20d.** Telephone Statistics of the Dominion of Canada, for the year ended 30th June, 1912. Presented by Hon. Mr. Cochrane, 17th February, 1913.
Printed for distribution and sessional papers.
- 20e.** Express Statistics of the Dominion of Canada, for the year ended 30th June, 1912. Presented by Hon. Mr. Cochrane, 12th February, 1913.
Printed for distribution and sessional papers.
- 20f.** Telegraph Statistics of the Dominion of Canada, for the year ended 30th June, 1912. Presented by Hon. Mr. Cochrane, 7th February, 1913.
Printed for distribution and sessional papers.

CONTENTS OF VOLUME 15.

- 21.** Forty-fifth Annual Report of the Department of Marine and Fisheries, for the fiscal year 1911-1912—Marine. Presented by Hon. Mr. Hazen, 16th December, 1912.
Printed for distribution and sessional papers.
- 21a.** Eleventh Report of the Geographic Board of Canada, for the year ending 30th June, 1912. Presented by Hon. Mr. Hazen, 11th April, 1913.
Printed for distribution and sessional papers.

CONTENTS OF VOLUME 16.

- 21b.** List of Shipping issued by Department of Marine and Fisheries. Vessels in Registry Books of Canada, for year 1912. Presented, 1913.
Printed for distribution and sessional papers.
- 21c.** Supplement to Forty-fifth Report of the Department of Marine and Fisheries, for fiscal year 1911-12,—Marine Branch—Influence of Icebergs and Land on the temperature of the Sea. Presented by Hon. Mr. Hazen, 17th February, 1913.
Printed for distribution and sessional papers.
- 22.** Forty-fifth Annual Report of the Department of Marine and Fisheries, 1912,—Fisheries. Presented by Hon. Mr. Hazen, 5th December, 1912.
Printed for distribution and sessional papers.
- 23.** Report of the Chairman of the Board of Steamboat Inspection for the fiscal year 1912.
Printed for distribution and sessional papers.

CONTENTS OF VOLUME 17.

- 24.** Report of the Postmaster General, for the year ended 31st March, 1912. Presented by Hon. Mr. Pelletier, 3rd December, 1912.
Printed for distribution and sessional papers.

CONTENTS OF VOLUME 18.

- 25.** Annual Report of the Department of the Interior, for the fiscal year ending 31st March, 1912. Presented by Hon. Mr. Roche, 27th November, 1912.
Printed for distribution and sessional papers.

CONTENTS OF VOLUME 19.

- 25a.** Report of Chief Astronomer, Department of the Interior, for year ending 31st March, 1911... ..*Printed for distribution and sessional papers.*
- 25b.** Annual Report of the Topographical Surveys Branch of the Department of the Interior, 1911-1912. Presented by Hon. Mr. Crothers, 6th June, 1913.
Printed for distribution and sessional papers

CONTENTS OF VOLUME 20.

- 25d.** Report of progress of Stream Measurements for calendar year 1911.
Printed for distribution and sessional papers.
- 26.** Summary Report of the Geological Survey Branch of the Department of Mines, for the calendar year 1912. Presented by Hon. Mr. Roche, 29th November, 1912.
Printed for distribution and sessional papers.
- 26a.** Summary Report of the Mines Branch, Department of Mines, for the calendar year 1911... ..*Printed for distribution and sessional papers.*

CONTENTS OF VOLUME 21.

- 27.** Report of the Department of Indian Affairs for the year ended 31st March, 1912. Presented by Hon. Mr. Roche, 29th November, 1912.
Printed for distribution and sessional papers.
- 28.** Report of the Royal Northwest Mounted Police, 1912. Presented by Hon. Mr. Borden, 14th January, 1913... ..*Printed for distribution and sessional papers.*

CONTENTS OF VOLUME 22.

- 29.** Report of the Secretary of State of Canada for the year ended 31st March, 1912. Presented by Hon. Mr. Coderre, 3rd December, 1912.
Printed for distribution and sessional papers.
- 29a.** Report of the Secretary of State for External Affairs for the year ended 31st March, 1912. Presented by Hon. Mr. Borden, 25th November, 1912.
Printed for distribution and sessional papers.

CONTENTS OF VOLUME 23.

- 29b.** Report of the work of the Archives Branch of the Department of the Secretary of State, for the year 1912. Presented by Hon. Mr. Coderre, 2nd June, 1913.
Printed for distribution and sessional papers.
- 30.** The Civil Service List of Canada, 1912. Presented by Hon. Mr. Coderre, 3rd December, 1912... ..*Printed for distribution and sessional papers.*
- 31.** Fourth Annual Report of the Civil Service Commission of Canada for the period from 1st September, 1911, to 31st August, 1912. Presented by Hon. Mr. Coderre, 24th January, 1913... ..*Printed for distribution and sessional papers.*

CONTENTS OF VOLUME 24.

- 32.** Annual Report of the Department of Public Printing and Stationery, for the fiscal year ended 31st March, 1912. Presented by Hon. Mr. Borden, 24th April, 1913.
Printed for distribution and sessional papers.

CONTENTS OF VOLUME 24—*Continued.*

33. Report of the Joint Librarians of Parliament for year 1912. Presented by Hon. The Speaker, 31st November, 1912... .. *Not printed.*
34. Report of the Minister of Justice as to Penitentiaries of Canada, for the fiscal year ended 31st March, 1912. Presented by Hon. Mr. Doherty, 27th November, 1912.
Printed for distribution and sessional papers.
35. Report of the Militia Council for the fiscal year ending 31st March, 1913. Presented by Hon. Mr. Hughes, 14th January, 1913. .. *Printed for distribution and sessional papers.*
36. Report of the Department of Labour for the fiscal year ending 31st March, 1912. Presented by Hon. Mr. Crothers, 28th November, 1912.
Printed for distribution and sessional papers.
- 36a. Fifth Report of the Registrar of Boards of Conciliation and Investigation of the proceedings under "The Industrial Disputes Investigation Act, 1907," for the fiscal year ending 31st March, 1912. Presented by Hon. Mr. Crothers, 28th November, 1912.
Printed for distribution and sessional papers.
- 36c. Report of proceedings under the Combines Investigation Act, for the year ended 31st March, 1912... .. *Printed for distribution and sessional papers.*

CONTENTS OF VOLUME 25.

37. Eighth Annual Report of the Commissioners of the Transcontinental railway, for the year ended 31st March, 1912. Presented by Hon. Mr. Cochrane, 12th December, 1912.
Printed for distribution and sessional papers.
38. Report of the Department of the Naval Service, for the fiscal year ending 31st March, 1912. Presented by Hon. Mr. Hazen, 28th November, 1912.
Printed for distribution and sessional papers.
39. "Miscellaneous Unforeseen Expenses," from the 1st April, to the 21st November, 1912, in accordance with the Appropriation Act of 1912. Presented by Hon. Mr. White, 25th November, 1912... .. *Not printed.*
40. Statement of Treasury Board over-rulings, under Section 44, Consolidated Revenue and Audit Act. Presented by Hon. Mr. White, 26th November, 1912... .. *Not printed.*
41. Statement in pursuance of Section 17 of the Civil Service Insurance Act, for the year ending 31st March, 1912. Presented by Hon. Mr. White, 26th November, 1912.
Not printed.
42. Statement of Receipts and Expenditures of the Ottawa Improvement Commission to 31st March, 1912. Presented by Hon. Mr. White, 26th November, 1912.... *Not printed.*
43. Statement of Governor General's Warrants issued since the last Session of Parliament on account of 1912-13. Presented by Hon. Mr. White, 26th November, 1912.
Not printed.
44. Statement of Superannuation and Retiring Allowances in the Civil Service during the year ending 31st December, 1912, showing name, rank, salary, service, allowance and cause of retirement of each person superannuated or retired, also whether vacancy is filled by promotion or by appointment, and salary of any new appointee. Presented by Hon. Mr. White, 26th November, 1912... .. *Not printed.*

 CONTENTS OF VOLUME 25—*Continued.*

45. Return (in so far as the Department of the Interior is concerned) of copies of all Orders in Council, plans, papers and correspondence relating to the Canadian Pacific railway, which are required to be presented to the House of Commons, under a Resolution passed on 20th February, 1882, since the date of the last return, under such Resolution. Presented by Hon. Mr. Roche, 26th November, 1912... ..*Not printed.*
- 45a. Return to lands sold by the Canadian Pacific Railway Company during the year which ended on the 1st October, 1912. Presented by Hon. Mr. Roche, 14th January, 1913... ..*Not printed*
- 45b. Return to an Address to His Royal Highness the Governor General of the 27th January, 1913, for a copy of all applications made by the Canadian Pacific Railway Company for authorization to make new issue of stock, addressed to the Governor in Council, and of all correspondence with regard to the same. Presented 16th April, 1913, by Sir Wilfrid Laurier... ..*Not printed*
46. Return to an Order of the House of the 18th March, 1912, for a copy of all reports made by the Inspector of Agents for placing Immigrants, both domestic servants and farm labourers, in Ontario and Quebec, during the years 1910 and 1911. Presented 27th November, 1912, by Mr. Sutherland... ..*Not printed.*
47. Return to an Order of the House of the 11th March, 1912, for a copy of all letters, telegrams and other papers in connection with complaints of whatever nature against Commission Agents for placing farm labourers in Ontario, also officials connected with any agency in Ontario, during the year 1910 and 1911. Presented 27th November, 1912 by Mr. Sutherland... ..*Not printed*
48. Copy of Order in Council No. P. C. 1275, dated 13th May, 1912, "Award of compensation to men belonging to the Royal Canadian Navy, who may be permanently disabled though injuries or illness contracted during drill, training or on duty." Presented by Hon. Mr. Hazen, 27th November, 1912... ..*Not printed.*
- 48a. Copies of plans included in the tender of Messrs. Cammel, Laird & Company, dated 29th April 1911, for the construction of ships for the Canadian Naval Service. Presented by Hon. Mr. Hazen, 18th December, 1912... ..*Not printed.*
- 48b. An Act respecting the Naval Service of Canada." (Copy of Order in Council, No. P. C. 126 dated 20th January, 1913, "Amendment to the Regulations for the Entry of Naval Cadets). Presented by Hon. Mr. Hazen, 4th February, 1913... ..*Not printed.*
49. Regulations under "The Destructive Insect and Pest Act." Presented by Hon. Mr. Burrell, 28th November, 1912... ..*Not printed.*
50. Statement of the affairs of the Royal Society of Canada, for the year ended 30th April, 1912. Presented by Hon. Mr. White, 29th November, 1912... ..*Not printed.*
51. Ordinances of the Yukon Territory passed by the Yukon Council in the year 1912. Presented by Hon. Mr. Coderre, 3rd December, 1913... ..*Not printed*
52. Return of Orders in Council which have been published in the *Canada Gazette*, between 1st August, 1911, and 30th September, 1912, in accordance with the provisions of Section 77 of the Dominion Lands Act, Chapter 20 of the Statutes of Canada, 1908. Presented by Hon. Mr. Roche, 5th December, 1912... ..*Not printed.*

CONTENTS OF VOLUME 25—Continued.

- 52a. Return of Orders in Council passed between the 1st August, 1911, and 30th September, 1912, in accordance with the provisions of Section 5 of the Dominion Land Survey Act, Chapter 21, 7-8 Edward VII. Presented 5th December, 1912, by Hon. Mr. Roche
Not printed.
- 52b. Return of Orders in Council which have been passed and published in the *Canada Gazette* and in the *British Columbia Gazette*, between 1st August, 1911, and 30th September, 1912, in accordance with provisions of Subsection (d) of Section 33 of the regulations for the survey, administration, disposal and management of Dominion Lands within the 40-mile Railway Belt in the Province of British Columbia. Presented by Hon. Mr. Roche, 5th December, 1912... ..*Not printed*
- 52c. Return to an Order of the House of the 24th February, 1913, for a copy of all regulations issued by the Minister of the Interior, relating to the disposition of Dominion lands between 8th April, 1905, and 12th October, 1911. Presented by Hon. Mr. Roche, 25th March, 1913... ..*Not printed.*
53. A detailed statement of all bonds or securities registered in the Department of the Secretary of State of Canada, since last return (28th November, 1911) submitted to the Parliament of Canada under Section 32 of Chapter 19, of the Revised Statutes of Canada, 1906. Presented by Hon. Mr. Coderre, 4th December, 1912... ..*Not printed.*
54. Annual Return respecting Trade Unions under Chapter 125, R.S.C., 1906. Presented by Hon. Mr. Coderre, 4th December, 1912... ..*Not printed.*
55. Deliberation of the Canada-West Indies Conference, and Agreement between Canada and certain of the West India Colonies. Presented by Hon. Mr. Foster, 4th December, 1912... ..*Printed for distribution and sessional papers*
56. Orders in Council passed between the 1st August, 1911, and 30th September, 1912, in accordance with the provisions of the Rocky Mountains Park Act, Chapter 60, Revised Statutes of Canada, 1906. Presented by Hon. Mr. Rogers, 4th December, 1912.
Not printed.
- 56a. Return of Orders in Council passed between the 1st August, 1911, and 30th September, 1912, in accordance with the provisions of the Forest Reserves and Park Act, Section 19, of Chapter 10, 1-2 George V. Presented by Hon. Mr. Roche, 5th December, 1912.
Not printed.

CONTENTS OF VOLUME 26.

57. Report of the Public Service Commission. Presented by Hon. Mr. Borden, 9th December, 1912. Parts I, II, and III... ..*Printed for distribution and sessional papers.*

CONTENTS OF VOLUME 27.

(This volume is bound in two parts).

- 57a. Report on the organization of the Public Service of Canada, by Sir George Murray. Presented by Hon. Mr. Borden, 18th December, 1912.
Printed for distribution and sessional papers.
58. Report of the proceedings for the preceding year of the Commissioners of Internal Economy of the House of Commons, pursuant to Rule 9. Presented by Hon. The Speaker, 9th December, 1912... ..*Not printed.*
59. Schedules of Trade Transactions between the West Indies and Canada, the United States and the United Kingdom, compiled from the West Indian blue books and statistics. Presented by Hon. Mr. Foster, 12th December, 1912.
Printed for distribution and sessional papers.

 CONTENTS OF VOLUME 27—*Continued.*

- 59a. Trade Statistics of Imports and Exports in possession of the Government, *re* British West Indies. (*Senate*).. . . . *Not printed.*
60. Return showing correspondence concerning the calling for tenders for the Ships of War of Canada, together with copies of tenders. Presented by Hon. Mr. Hazen, 12th December, 1912.. . . . *Not printed.*
61. Return to an Order of the House of the 9th December, 1912, for a copy of all correspondence, telegrams, reports and documents relating to the dismissal of John R. McDonald, Heatherton, Antigonish County, as Indian agent for the district including the Counties of Antigonish and Guysborough, and the appointment of his successor. Presented 4th January, 1913.—*Mr. Chisholm (Antigonish)*.. . . . *Not printed.*
- 61a. Return to an Order of the House of the 9th December, 1912, for a copy of all charges, correspondence, letters, telegrams and other documents relating to the dismissal of Dr. C. P. Bissett, Physician to the Indians at Salmon River, Richmond County, N.S. Presented 14th January, 1913.—*Mr. Kyte*.. . . . *Not printed.*
- 61b. Return to an Order of the House of the 9th December, 1912, for a copy of all charges, correspondence, letters, telegrams and other documents relating to the dismissal of Michael Murphy, postmaster at Point Michéau, Richmond County, N.S. Presented 4th January, 1913.—*Mr. Kyte*.. . . . *Not printed.*
- 61c. Return to an Order of the House of the 9th December, 1912, for copy of all charges, correspondence, letters, telegrams and other documents relating to the dismissal of David A. McLeod, Postmaster at Cleveland, Richmond County, N.S. Presented 14th January.—*Mr. Kyte*.. . . . *Not printed.*
- 61d. Return to an Order of the House of the 4th December, 1912, for a copy of all papers, letters, complaints, telegrams, reports, and other documents in the possession of the Post Office Department relating to the dismissal of John Milward, Postmaster at Stormont, Guysborough County, N.S. Presented 14th January, 1913.—*Mr. Sinclair.*
Not printed.
- 61e. Return to an Order of the House of the 9th December, 1912, for a copy of all charges, correspondence, letters, telegrams and other documents, relating to the dismissal of Kenneth F. McAskill, Postmaster at Loch Lomond, Richmond County, N.S. Presented 14th January, 1913.—*Mr. Kyte*.. . . . *Not printed.*
- 61f. Return to an Address to His Royal Highness the Governor General of the 25th March, 1912, for a copy of all letters, telegrams, memorandums and Orders in Council, relating to the dismissal of Mr. W. W. Hayden, late wharfinger of the government wharf at Digby, Nova Scotia. Presented 14th January, 1913.—*Mr. MacLean (Halifax).*
Not printed.
- 61g. Return to an Order of the House of the 11th December, 1912, for a copy of all complaints and charges made against W. B. Langley, assistant at Lobster Hatchery, Nova Scotia, and of all letters, telegrams and correspondence relating in any way to his dismissal and the appointment of a successor. Presented 14th January, 1913.—*Mr. Sinclair*.. . . . *Not printed.*
- 61h. Return to an Order of the House of the 11th December, 1912, for a copy of all charges, correspondence, letters, telegrams and other documents relating to the dismissal of Fred. E. Cox, engineer lobster hatchery at Isaac's Harbour, Guysborough County, N.S., and of the evidence taken and report of investigation held by H. P. Duchemin in regard to the same. Presented 14th January, 1913.—*Mr. Sinclair*.. . . *Not printed.*

 CONTENTS OF VOLUME 27—*Continued.*

- 61i. Return to an Order of the House of the 11th December, 1912, for a copy of all complaints and charges made against Simon Hodgson, engineer lobster hatchery at Isaac's Harbour, Nova Scotia, and of all letters, telegrams and correspondence relating in any way to his dismissal and the appointment of a successor. Presented 14th January 1913.—*Mr. Sinclair*.. . . .*Not printed.*
- 61j. Return to an Order of the House of the 11th December, 1912, for a copy of all charges, correspondence, letters, telegrams and other documents relating to the dismissal of Henry Henlow, chief engineer at lobster hatchery at Canso, Guysborough County, N.S. Presented 14th January, 1913.—*Mr. Sinclair*.. . . .*Not printed.*
- 61k. Return to an Order of the House of the 11th December, 1912, for a copy of all charges, correspondence, letters, telegrams and other documents relating to the dismissal of H. C. V. LeVatte, harbour master at Louisburg, Cape Breton South, N.S., and of evidence taken and report of investigations held by H. P. Duchemin, in regard to the same. Presented 14th January, 1913.—*Mr. Carroll*.. . . .*Not printed.*
- 61l. Return to an Order of the House of the 11th December, 1912, for a copy of all charges, correspondence, letters, telegrams and other documents relating to the dismissal of John Cummings, assistant at the lobster hatchery at Isaac's Harbour, Nova Scotia, and of evidence taken and reports of investigation held by H. P. Duchemin, in regard to the same. Presented 14th January, 1913.—*Mr. Sinclair*.. . . .*Not printed.*
- 61m. Return to an Order of the House of the 9th December, 1912, for a copy of all charges, correspondence, letters, telegrams and other documents relating to the dismissal of W. G. Matthews, coxswain, lifeboat crew at Canso, Guysborough County, N.S., and all evidence taken and report of investigation held by H. P. Duchemin in regard to the same; also a detailed statement of the expenses of such investigation. Presented 14th January, 1913.—*Mr. Sinclair*.. . . .*Not printed.*
- 61n. Return to an Order of the House of the 9th December, 1912, for a copy of all charges, correspondence, letters, telegrams, and other documents relating to the dismissal of Joseph Shean, harbour master at North Sydney, N.S., in the riding of North Cape Breton and Victoria. Presented 14th January, 1913.—*Mr. McKenzie*.. . . .*Not printed.*
- 61o. Return to an Order of the House of the 9th December, 1912, for a copy of all charges, correspondence, letters, telegrams and other documents, relating to the dismissal of George H. Sampson, keeper of the storm signal at Lower L'Ardoise, Richmond County, N.S. Presented 14th January, 1913.—*Mr. Kyte*.. . . .*Not printed.*
- 61p. Return to an Order of the House of the 9th December, 1912, for a copy of all charges, correspondence, letters, telegrams and other documents relating to the dismissal of Alexis Vigneau, captain of the patrol boat at Arichat, Richmond County, N.S. Presented 14th January, 1913.—*Mr. Kyte*.. . . .*Not printed.*
- 61q. Return to an Address to His Royal Highness the Governor General of the 4th December, 1912, for a copy of all correspondence, Orders in Council and all other papers or documents in any way relating to the dismissal of Emeri Thivierge, from the position of fisheries inspector for the Counties of Prescott and Russell. Presented 14th January, 1913.—*Mr. Murphy*.. . . .*Not printed.*
- 61r. Return to an Order of the House of the 9th December, 1912, for a return showing all the public officers of the Inland Revenue Department in the County of St. Jean Iberville, removed by the present Government since 1st May, 1912, together with the names and duties of such persons, the reasons of their dismissal, the nature of the

 CONTENTS OF VOLUME 27—*Continued.*

complaints against them, the names of the persons who brought these complaints; also a copy of all correspondence relating thereto, and of the reports of inquiries in the cases where such have been held. Presented 14th January, 1913.—*Mr. Demers.*

Not printed.

- 61s.** Return to an Order of the House of the 4th December, 1912, for a copy of all correspondence, complaints, petitions, memoranda, notes of evidence, reports of investigations and other documents in the possession of the Department of Inland Revenue regarding the dismissal of J. Fabien Bugeaud, Bonaventure, Quebec, assistant inspector of weights and measures in the Quebec district, and the appointment of his successor or successors, with the names, residence, salaries and duties; also of all documents relating to A. B. Caldwell, New Carlisle, Quebec, joint assistant inspector with J. Fabien Bugeaud, and the duties assigned to him, together with a copy of all recommendations for said new appointment. Presented 14th January, 1913.—*Mr. Marcil (Bonaventure)*.. . . .*Not printed.*
- 61t.** Return to an Address to His Royal Highness the Governor General of the 4th December, 1912, for a copy of all correspondence, Orders in Council and all other papers or documents in any way relating to the dismissal of Duncan McArthur, from the Annuities Branch, while the said branch was attached to the Department of Trade and Commerce. Presented 15th January, 1913.—*Mr. Murphy*.. . . .*Not printed.*
- 61u.** Return to an Order of the House of the 26th February, 1912, for a copy of all documents, letters, requests, reports, recommendations and evidence taken under investigation by Dr. Shentliff, relating to the dismissal of Charles O. Jones, postmaster of Bedford, County of Missisquoi. Presented 15th January, 1913.—*Mr. Kay.*
- Not printed.*
- 61v.** Return to an Order of the House of the 1st April, 1912, for a copy of all letters, telegrams, complaints or other papers or documents in the possession of the Government or any department thereof, relating to the dismissal of Archibald Barss, postmaster, New Harbour, West, Guysborough County, N.S. Presented 15th January, 1913.—*Mr. Sinclair*.. . . .*Not printed.*
- 61w.** Return to an Order of the House of the 10th December, 1912, for a copy of all correspondence, documents, recommendation and other reports respecting the dismissal of Dr. A. Allaire as surgeon of the penitentiary of St. Vincent de Paul, and also respecting the payments of his gratuities, superannuation or retiring allowance. Presented 15th January, 1913.—*Mr. Wilson (Laval)*.. . . .*Not printed.*
- 61x.** Return to an Order of the House of the 10th December, 1912, for a copy of all correspondence, documents, recommendations and reports respecting the dismissal of Oscar Beauchamp as warden of the penitentiary of St. Vincent de Paul, and also respecting the payments of his gratuities, superannuation or retiring allowance. Presented 15th January, 1913.—*Mr. Wilson (Laval)*.. . . .*Not printed.*
- 61y.** Return to an Order of the House of the 9th December, 1912, for a copy of all charges, correspondence, letters, telegrams and other documents relative to the dismissal of John McDonald, freight handler and checker Intercolonial railway at Sydney Mines Nova Scotia, in the riding of North Cape Breton and Victoria, and of the evidence taken and report of investigation held by H. P. Duchemin, in regard to same, and a detailed statement of the expenses of such investigation. Presented 16th January, 1913.—*Mr. Mackenzie*.. . . .*Not printed.*
- 61z.** Return to an Order of the House of the 9th December, 1912, for a copy of all letters, correspondence, documents and reports relating to the dismissal of Allan Kinney, of Linwood, Antigonish County, Nova Scotia, a sectionman on the Intercolonial rail-

 CONTENTS OF VOLUME 27—*Continued.*

way, and for a statement in detail of the expenses in connection with the investigation of the charges against him. Presented 16th January, 1913.—*Mr. Chisholm (Antigonish)*.. . . .*Not printed.*

61aa. Return to an Order of the House of the 9th December, 1912, for a copy of all letters, correspondence, documents and reports relating to the dismissal of Charles Landry, of Pomket, Antigonish county, Nova Scotia, a sectionman on the Interecolonial railway, and for a statement in detail of the expenses connected with the investigation of the charges against him. Presented 16th January, 1913.—*Mr. Chisholm (Antigonish)*.. . . .*Not printed.*

61bb. Return to an Order of the House of the 4th December, 1912, for a copy of all papers, documents, reports, correspondence, &c., relating to the dismissal of Patrick Decoste, an employee on the ferry steamer *Scotia* between Mulgrave and Point Tupper on the Interecolonial railway. Presented 16th January, 1913.. . . .*Not printed*

61cc. Return to an Order of the House of the 9th December, 1912, for a copy of all charges, correspondence, letters, telegrams and other documents relating to the dismissal of Harry E. McDonald, assistant engineer at St. Peters Canal, Richmond County, N.S. Presented 13th January, 1913.—*Mr. Kyte.*

61dd. Return to an order of the House of the 9th December, 1912, for a copy of all letters, papers, documents, telegrams, and charges relating to a complaint against Neil Ross sectionman on the Interecolonial railway at West River, County of Pictou, and of the evidence taken at the investigation, of the report of the commissioner thereon, and of all letters, papers or other documents relating to the appointment of his successor. Presented 16th January, 1913.—*Mr. Macdonald*.. . . .*Not printed.*

61ee. Return to an Order of the House of the 9th December, 1912, for a copy of all letters, correspondence, documents and reports relating to the dismissal of James Armstrong, of Heatherton, Antigonish County, N.S., a sectionman on the Interecolonial railway, and for a statement in detail of the expenses connected with the investigation of the charges against him. Presented 16th January, 1913.—*Mr. Chisholm (Antigonish).*
Not printed.

61ff. Return to an Order of the House of the 4th December, 1912, for a copy of all letters, telegrams and other documents, relating to the dismissal of Thomas J. Gray, as car inspector on the Interecolonial railway at Westville, County of Pictou. Presented 16th January, 1913.—*Mr. Macdonald*.. . . .*Not printed.*

61gg. Return to an Order of the House of the 9th December, 1912, for a copy of all correspondence, telegrams and reports relating to the dismissal of Colin Macdonald, of James River Station, County of Antigonish, as Interecolonial sectionman, and the appointment of his successor. Presented 16th January, 1913.—*Mr. Chisholm (Antigonish)*.. . . .*Not printed.*

61hh. Return to an Order of the House of the 9th December, 1912, for a copy of all charges, correspondence, letters, telegrams, and other documents relative to the dismissal of A. T. Gannon, car repairer and inspector Interecolonial railway at North Sydney, Nova Scotia, in the riding of North Cape Breton and Victoria, and of the evidence taken and report of investigation held by H. P. Duehemin, in regard to same, and a detailed statement of the expenses of such investigation. Presented 16th January, 1913.—*Mr. McKenzie*.. . . .*Not printed.*

 CONTENTS OF VOLUME 27—*Continued.*

- 61ii. Return to an Order of the House of the 9th December, 1912, for a copy of all letters, correspondence, documents, and reports relating to the dismissal of Huber Myatte, Tracadie, Antigonish County, Nova Scotia, a sectionman on the Intercolonial railway and for a statement in detail of the expenses connected with the investigation of the charges against him. Presented 16th January, 1913.—*Mr. Chisholm (Antigonish).*
Not printed.
- 61jj. Return to an Order of the House of the 9th December, 1912, for a copy of all letters, correspondence, documents, and reports relating to the dismissal of John McDonnell, Afton Station, Antigonish County, Nova Scotia, a sectionman on the Intercolonial railway, and for a statement in detail of the expenses connected with the investigation of the charges against him. Presented 17th January, 1913.—*Mr. Chisholm (Antigonish).* *Not printed.*
- 61kk. Return to an Order of the House of the 9th December, 1911, for a copy of all letters, correspondence, documents and reports relating to the dismissal of William Landry, of Pomket, Antigonish County, Nova Scotia, a section foreman of the Intercolonial railway, and for a statement in detail of the expenses connected with the investigation of the charges against him. Presented 17th January, 1913.—*Mr. Chisholm (Antigonish).* *Not printed.*
- 61ll. Return to an Order of the House of the 9th December, 1912, for a copy of all charges, correspondence, telegrams and other documents relative to the dismissal of D. J. McDougall, section foreman, Intercolonial railway, Grand Narrows, Nova Scotia, in the riding of North Cape Breton and Victoria, and of the evidence taken and report of investigation held by H. P. Duchemin, in regard to same, and a detailed statement of the expenses of such investigation. Presented 17th January, 1913.—*Mr. McKenzie.*
Not printed.
- 61mm. Return to an Order of the House of the 11th December, 1912, for a copy of all charges, correspondence, letters, telegrams and other documents relating to the dismissal of Dan. A. Coffey, lockman at St. Peter's canal, Richmond County, N.S., and of the evidence taken and of the reports of investigation held by H. P. Duchemin, in regard to the same, and a detailed statement of the expenses of such investigation; and a copy of all papers relating to the appointment of his successor. Also, for a copy of all charges, correspondence, letters, telegrams and other documents relating to the dismissal of W. A. McNeil, lockman at St. Peter's canal, Richmond County, N.S., and of the evidence taken and of the report of investigation held by H. P. Duchemin in regard to the same, and a detailed statement of the expenses of such investigation; and a copy of all papers relating to the appointment of his successor. Presented 17th January, 1913.—*Mr. Kyte.* *Not printed.*
- 61nn. Return to an Order of the House of the 9th December, 1912, for a copy of all charges, correspondence, letters, telegrams and other documents relating to the dismissal of John P. Meagher, foreman deckhand on steamship *Scotia*, Mulgrave, Guysborough County, N.S., and of all evidence taken and reports of investigation held by H. P. Duchemin, in regard to the same; also a detailed statement of the expenses of such investigation. Presented 17th January, 1913.—*Mr. Sinclair.* *Not printed.*
- 61oo. Return to an Order of the House of the 4th December, 1912, for a copy of all letters, telegrams, evidence taken, reports, &c., and of all correspondence between the Postmaster General and officers of his department, and James Gibson, ex-postmaster of Alameda, Sask., in connection with the instructions sent him to hand the office over to E. Cronk. Presented 17th January, 1913.—*Mr. Turriff.* *Not printed.*
- 61pp. Return to an Order of the House of the 11th December, 1912, for a copy of all papers, documents and correspondence relating to the dismissal of Captain C. E. Miller from the 75th Regiment. Presented 17th January, 1913.—*Mr. Maclean (Halifax).*
Not printed.

CONTENTS OF VOLUME 27—*Continued.*

- 61qq. Return to an Order of the House of the 9th December, 1912, for a copy of all correspondence, letters and telegrams relating to the dismissal of J. N. N. Poirier, collector of excise at Victoriaville, Quebec, and also of the inquiry made by N. Garceau, by the Minister of Inland Revenue, and especially of two affidavits given by Ludger Frechette and Joseph Faucher. Presented 17th January, 1913.—*Mr. Brouillard.*
Not printed.
- 61rr. Return to an Order of the House of the 9th December, 1912, for a copy of all charges, correspondence, letters, telegrams, and other documents relative to the dismissal of Abraham Astephen, of North Sydney, N.S., interpreter Immigration Department at North Sydney, N.S., in the riding of North Cape Breton and Victoria. Presented 17th January, 1913.—*Mr. McKenzie.*Not printed.
- 61ss. Return to an Address to His Royal Highness the Governor General of the 4th December, 1912, for a copy of all correspondence, Orders in Council, and all other papers or documents in any way relating to the dismissal of Robert Dow from the Immigration Branch of the Department of the Interior at Ottawa. Presented 17th January, 1913.—*Mr. Murphy.*Not printed.
- 61tt. Return to an Order of the House of the 9th December, 1912, for a copy of all papers, documents, correspondence, &c., relating to the dismissal of John Ware of the Immigration Branch of the Interior Department at Halifax, N.S. Presented 17th January, 1913.—*Mr. Maclean (Halifax).*Not printed.
- 61uu. Return to an Order of the House of the 9th December, 1912, for a copy of all charges, correspondence, letters, telegrams, and other documents relative to the dismissal of Richard Hickey, agent Immigration Department at North Sydney, Nova Scotia, in the riding of North Cape Breton and Victoria, and of the evidence taken and report of investigation held by H. P. Duchemin, in regard to the same, and a detailed statement of the expenses of such investigation. Presented 17th January, 1913.—*Mr. McKenzie.*Not printed.
- 61vv. Return to an Order of the House of the 9th December, 1912, for a copy of all charges, correspondence, letters, telegrams, and other documents relative to the dismissal of Dr. J. W. McLean, of North Sydney, N.S., medical examiner, Immigration Department at North Sydney, N.S., in the riding of North Cape Breton and Victoria. Presented 17th January, 1913.—*Mr. McKenzie.*Not printed.
- 61ww. Return to an Order of the House of the 11th December, 1912, for a copy of all charges, correspondence, letters, telegrams and other documents relating to the dismissal of John A. McRea, lightkeeper, at Margaree Island, Inverness County, Nova Scotia, of the evidence taken and report of investigation held by H. P. Duchemin in regard to the same; also a detailed statement of the expenses of such investigation. Presented 17th January, 1913.—*Mr. Chisholm (Inverness).*Not printed.
- 61xx. Return to an Order of the House of the 9th December, 1912, for a copy of all charges, correspondence, letters, telegrams and other documents relating to the dismissal of Thomas Brymer, lightkeeper at Lower L'Ardoise, Richmond County, N.S. Presented 17th January, 1913.—*Mr. Kyte.*Not printed.
- 61yy. Return to an Order of the House of the 9th December, 1912, for a copy of all charges, correspondence, letters, telegrams and other documents relating to the dismissal of Dominique Boudrot, buoy contractor, at Petit de Grat, Richmond County, N.S. Presented 17th January, 1913.—*Mr. Kyte.*Not printed.

 CONTENTS OF VOLUME 27—*Continued.*

- 61zz.** Return to an Order of the House of the 4th December, 1912, for a copy of all charges, correspondence, letters, telegrams and other documents concerning the dismissal of Frederick F. Doucet, keeper of the lighthouse at the entrance of the harbour of Caraquet, County of Gloucester, and the nomination of his successor. Presented 17th January, 1913.—*Mr. Turgeon*... ..*Not printed.*
- 61aaa.** Return to an Order of the House of the 11th December, 1912, for a copy of all charges, correspondence, letters, telegrams and other documents relating to the dismissal of W. H. Henlow, keeper of storm drum, Liscomb, Guysborough County, N.S. Presented 17th January, 1913.—*Mr. Sinclair*... ..*Not printed.*
- 61bbb.** Return to an Order of the House of the 4th December, 1912, for a copy of all charges, correspondence, letters, telegrams and other documents relating to the dismissal of David Falconer, lightkeeper at Cariboo Island, County of Pictou. Presented 17th January, 1913.—*Mr. Macdonald*... ..*Not printed.*
- 61bbb.** Return to an Order of the House of the 4th December, 1912, for a copy of all charges, correspondence, letters, telegrams and other documents relative to the dismissal of M. Wilson Jawlor, harbour commissioner at North Sydney, Nova Scotia, in the riding of North Cape Breton and Victoria, and of the evidence taken and report of investigation held by H. P. Duchemin, in regard to same, and a detailed statement of the expenses of such investigation. Presented 17th January, 1913.—*Mr. McKenzie*.
Not printed.
- 61ddd.** Return to an Order of the House of the 9th December, 1912, for a copy of all charges, correspondence, letters, telegrams and other documents relative to the dismissal of P. J. McDonald, harbour commissioner at North Sydney, Nova Scotia, in the riding of North Cape Breton and Victoria, and of the evidence taken and report of investigation held by H. P. Duchemin, in regard to same, and a detailed statement of the expenses of such investigation. Presented 17th January, 1913.—*Mr. McKenzie*.
Not printed.
- 61eee.** Return to an Order of the House of the 9th December, 1912, for a return showing:
1. The names of all lightkeepers in the Province of Nova Scotia who were dismissed from office or employment since 10th October, 1911, together with the date of each dismissal. Presented 17th January, 1913.—*Mr. Maclean (Halifax)*... ..*Not printed.*
- 61fff.** Return to an Order of the House of the 4th December, 1912, for a return showing the detail and number of dismissals from public offices in the Department of Marine and Fisheries to this date in the County of Bonaventure, the names of the dismissed occupants, the reasons for their dismissal, the complaints against such officials and a copy of all correspondence with respect to the same, and of all reports of investigations where such were held; as well as a list of the new appointments made by the department, with names, residences, salaries and duties, and a copy of all recommendations of such appointments. Presented 17th January, 1913.—*Mr. Marcil (Bonaventure)*.
Not printed.
- 61ggg.** Return to an Order of the House of the 9th December, 1912, for a copy of all charges, correspondence, letters, telegrams and other documents relating to the dismissal of H. L. Tory, fishery officer at Guysborough, Guysborough County, N.S., and of all evidence taken, and report of investigation held by H. P. Duchemin, in regard to the same; also a detailed statement of the expenses of the investigation. Presented 17th January, 1913.—*Mr. Sinclair*... ..*Not printed.*
- 61hhh.** Return to an Order of the House of the 4th December, 1912, for a copy of all charges, correspondence, letters, telegrams, and other documents in the possession of the Department of Marine and Fisheries relating to the dismissal of John W. Davis, fishery officer, Guysborough, N.S. Presented 17th January, 1913.—*Mr. Sinclair*.
Not printed.

 CONTENTS OF VOLUME 27—*Continued.*

- 61jjj. Return to an Order of the House of the 4th December, 1912, for a copy of all charges correspondence, letters, telegrams and other documents relating to the dismissal of Martin Bourque, lightkeeper at River Bourgeois, Richmond County, N.S., and of the evidence taken and of the report of the investigation held by H. P. Duchemin in regard to the same, and a detailed statement of the expenses of such investigation; and a copy of all papers relating to the appointment of his successor. Presented 17th January, 1913.—*Mr. Kyte*.. . . .*Not printed.*
- 61jjj. Return to an Order of the House of the 4th December, 1912, for a copy of all charges, correspondence, letters, telegrams and other documents relating to the dismissal of Frederick Poirier, buoy contractor, at Descouse, Richmond County, N.S. Presented 17th January, 1913.—*Mr. Kyte*.. . . .*Not printed.*
- 61kkk. Return to an Order of the House of the 4th December, 1912, for a copy of all papers, letters, telegrams and petitions for and against the dismissal of Dr. George Pinault, as medical health officer of the Mic-Mac Indian reserve, at Ste. Anne de Restigouche, Bonaventure County, Quebec, and of all documents relating to the appointment of a successor, with the name, residence, salary and duties of the new appointee. Presented 20th January, 1913.—*Mr. Marcil*.. . . .*Not printed.*
- 61lll. Return to an Order of the House of the 1st April, 1912, for a copy of all papers, letters, &c., concerning the dismissal of Frederick Veit, employed by the Department of Marine and Fisheries in the County of Gaspé. Presented 20th January, 1913.—*Mr. Lemieux*.. . . .*Not printed.*
- 61mmm. Return to an Order of the House of the 1st April, 1912, for a copy of all letters, petitions, complaints, declarations and other documents in the possession of the Department of Marine and Fisheries, relating to the dismissal of Mr. Alfred Lalonde, employed in the warehouse of the Government yards at St. Joseph de Sorel and the appointment of his successor. Presented 20th January, 1913.—*Mr. Cardin*..*Not printed.*
- 61nnn. Return to an Order of the House of the 1st April, 1912, for a copy of all letters, telegrams, complaints or other papers or documents in the possession of the Government or any department thereof, relating to the dismissal of James Webber, lightkeeper, Tor Bay Point, N.S. Presented 20th January, 1913.—*Mr. Sinclair*..*Not printed.*
- 61ooo. Return to an Order of the House of the 1st April, 1912, for a copy of all documents, letters, inquiries, reports, evidence, &c., relating to the dismissal or the resignation of Baptiste Desjardins as lighthouse keeper at Kamouraska. Presented 20th January, 1913.—*Mr. Lapointe (Kamouraska)*.. . . .*Not printed.*
- 61ppp. Return to an Order of the House of the 4th December, 1912, for a copy of all correspondence, letters, telegrams and other documents relating to the dismissal of Angus Smith, pilot on the steamer *Earl Grey*, and also of all the evidence taken at the latest investigation held in regard to the said complaints, and of the report of the investigation with regard to the same. Presented 20th January, 1913.—*Mr. Macdonald*..*Not printed.*
- 61qqq. Return to an Order of the House of the 9th December, 1912, for a copy of all charges, correspondence, letters, telegrams and other documents relating to the dismissal of Michael J. Sampson, lightkeeper at Lower L'Ardoise, Richmond County, N.S. Presented 20th January, 1913.—*Mr. Kyte*.. . . .*Not printed.*
- 61rrr. Return to an Order of the House of the 9th December, 1912, for a copy of all charges, correspondence, letters, telegrams and other documents relative to the dismissal of William Hackett, harbour commissioner at North Sydney, Nova Scotia, in the riding

CONTENTS OF VOLUME 27—*Continued.*

of North Cape Breton and Victoria, and of the evidence taken and report of investigation held by H. P. Duchemin in regard to same, and a detailed statement of the expenses of such investigation. Presented 20th January, 1913.—*Mr. McKenzie.*

Not printed.

61sss. Return to an Order of the House of the 9th December, 1912, for a copy of all correspondence and other documents in the possession of the Department of Marine and Fisheries relating to the dismissal of Hormidas Lacasse, as wharfinger on the government wharf at Wendover, County of Prescott, Ontario, and the appointment of his successor. Presented 20th January, 1913.—*Mr. Proulx.* *Not printed.*

61ttt. Return to an Order of the House of the 9th December, 1912, for a copy of all documents, papers, evidence and correspondence, relating to the dismissal of Geoffrey Gorman, coxswain of the lifeboat station at Herring Cove, Halifax County, N.S. Presented 20th January, 1913.—*Mr. Maclean (Halifax).* *Not printed.*

61uuu. Return to an Order of the House of the 10th December, 1912, for a copy of all charges, correspondence, letters, telegrams and other documents relating to the dismissal of Captain George Wetmore, harbour master at Yarmouth, Yarmouth County, N.S., and the same information regarding the appointment of Captain Wetmore's successor, and of all evidence taken and report of investigation held by Charles Lane in regard to the same, also a detailed statement of expenses of such investigation. Presented 20th January, 1913.—*Mr. Law.* *Not printed.*

61vvv. Return to an Order of the House of the 11th December, 1912, for a copy of all charges, correspondence, letters, telegrams and other documents relating to the dismissal of Stanley Henlow, lightkeeper at Liscomb, Guysborough County, N.S., and of evidence taken and report of investigation held by H. P. Duchemin in regard to the same; also a detailed statement of the expenses of such investigation. Presented 20th January, 1913.—*Mr. Sinclair.* *Not printed.*

61www. Return to an Order of the House of the 11th December, 1912, for a copy of all charges, correspondence, letters, telegrams and other documents relating to the dismissal of H. C. V. LeVatte, fishery officer at Louisburg, Cape Breton South, N.S., and of the evidence taken and reports of investigations held by H. P. Duchemin, in regard to the same. Presented 20th January, 1913.—*Mr. Carroll.* *Not printed.*

61xxx. Return to an Order of the House of the 11th December, 1912, for a copy of all charges, correspondence, letters, telegrams and other documents relating to the dismissal of Elias M. Boudrot, keeper of storm signal at Petit de Grat, Richmond County, N.S., and of the evidence taken and report of investigation held by H. P. Duchemin in regard to the same and a detailed statement of the expenses of such investigation; and a copy of all papers relating to the appointment of his successor. Presented 20th January, 1913.—*Mr. Kyte.* *Not printed.*

61yyy. Return to an Order of the House of the 10th December, 1912, for a return of all charges, correspondence, letters, telegrams and other documents relating to the dismissal of A. B. Cox, Superintendent of Reduction Works at Canso, Guysborough County, N.S., and of all evidence taken and report of investigation held by H. P. Duchemin in regard to the same; also a detailed statement of the expenses of such investigation. Presented 20th January, 1913.—*Mr. Kyte.* *Not printed.*

61zzz. Return to an Order of the House of the 9th December, 1912, for a copy of all complaints and charges made against Jeffrey Crespo, sub-collector of Customs at Harbour au Bouche, Antigonish County, Nova Scotia, and of all letters, telegrams, correspondence and reports relating in any way to his dismissal and the appointment of a successor. Presented 20th January, 1913.—*Mr. Chisholm (Antigonish).*

Not printed.

 CONTENTS OF VOLUME 27—*Continued.*

- 61aaaa.** Return to an Order of the House of the 9th December, 1912, for a copy of all letters, papers, charges and correspondence between the Department of Customs and all other persons regarding the dismissal from office of Thomas Cameron, preventive officer at Andover, N.B., and also of all evidence and reports thereon with reference to the dismissal of the said officer. Presented 20th January, 1913.—*Mr. Michaud.*
Not printed.
- 61bbbb.** Return to an Order of the House of the 11th December, 1912, for a copy of all charges, correspondence, letters, telegrams and other documents relating to the dismissal of L. W. Pye, customs officer at Liscomb, Guysborough County, N.S., and of all evidence taken and reports of investigation held by H. P. Duchemin in regard to the same; also a detailed statement of the expenses of such investigation. Presented 20th January, 1913.—*Mr. Sinclair.**Not printed.*
- 61cccc.** Return to an Order of the House of the 9th December, 1912, for a copy of all complaints, accusations, inquiries, reports, correspondence, and of all documents relating to the dismissal of Lucien O. Thisdale, a customs employee at Valleyfield, Quebec, and the appointment of his successor. Presented 20th January, 1913.—*Mr. Papineau.*
Not printed.
- 61dddd.** Return to an Order of the House of the 11th December, 1912, for a copy of all letters, telegrams, correspondence, reports, and other documents relating to the dismissal of Alexander Macdonald of Doctor's Brook, Antigonish County, as sub-collector of customs. Presented 20th January, 1913.—*Mr. Chisholm (Antigonish).*
Not printed.
- 61eeee.** Return to an Order of the House of the 9th December, 1912, for a copy of all charges, correspondence, letters, telegrams, and other documents relative to the dismissal of Henry Cann, customs official and preventive officer at North Sydney, Nova Scotia, in the riding of North Cape Breton and Victoria. Presented 20th January, 1913.—*Mr. McKenzie.**Not printed.*
- 61ffff.** Return to an Order of the House of the 10th December, 1912, for a copy of all documents concerning the dismissal of Charles Mennier, customs preventive officer at Mariville, Quebec. Presented 20th January, 1913.—*Mr. Lemieux.**Not printed.*
- 61gggg.** Return to an Order of the House of the 5th December, 1912, for a copy of all charges, correspondence, letters, telegrams, instructions, minutes of evidence taken and had on any inquiry investigation had, held or taken, and of all other papers and documents relating to the dismissal of George H. Cochrane, Collector of Customs at the Port of Moncton, New Brunswick; together with a copy of all letters and other correspondence between the Honourable Minister of Customs, and the member representing the County of Westmorland, New Brunswick, in this House, and of all letters, papers, telegrams, recommendations, appointments, or other papers and documents relating to the appointment of a collector of customs to succeed the said George H. Cochrane. Presented 20th January, 1913.—*Mr. Emmerson.**Not printed.*
- 61hhhh.** Return to an Order of the House of the 22nd January, 1912, for a copy of all correspondence, documents, recommendations and reports respecting the dismissal of C. Michaud, postmaster at St. Germain, Kamouraska, and the appointment of his successor. Presented 20th January, 1913.—*Mr. Lapointe (Kamouraska).**Not printed.*
- 61iiii.** Return to an Order of the House of the 25th March, 1912, for a copy of all letters, telegrams and other documents, and of all complaints or accusations relating in any manner to the dismissal of Mr. Emile Archambault, letter carrier of Montreal, and a copy of the inquiry, and of the report of the inquiry held. Presented 20th January, 1913.—*Mr. Seguin.**Not printed.*

 CONTENTS OF VOLUME 27—*Continued.*

- 61jjjj.** Return to an Order of the House of the 9th December, 1912, for a copy of all charges, correspondence, letters, telegrams and other documents relating to the dismissal of Norman Morrison, postmaster at Ferguson's Lake, Richmond County, N.S. Presented 21st January, 1913.—*Mr. Kyte*.. . . .*Not printed.*
- 61kkkk.** Return to an Order of the House of the 9th December, 1912, for a copy of all charges, correspondence, letters, telegrams and other documents relating to the dismissal of D. J. McKillop, postmaster at McKillop, Richmond County, N.S. Presented 21st January, 1913.—*Mr. Kyte*.. . . .*Not printed.*
- 61llll.** Return to an Order of the House of the 22nd January, 1912, for a copy of all correspondence, papers and reports in connection with the investigation recently held at the Ste. Agathe post office, County of Terrebonne. Presented 21st January, 1913.—*Mr. Lemieux*.. . . .*Not printed.*
- 61mmmm.** Return to an Order of the House of the 11th December, 1912, for a copy of all charges, correspondence, letters, telegrams and other documents relating to the dismissal of Bertie Boudrot, lightkeeper at Poulamon, Richmond County, N.S., and of the evidence taken and reports of investigation held by H. P. Duchemin in regard to the same, and a detailed statement of the expenses of such investigation, and a copy of all papers relating to the appointment of his successor. Presented 22nd January, 1913.—*Mr. Kyte*.. . . .*Not printed.*
- 61nnnn.** Return to an Order of the House of the 1st April, 1912, for a copy of all letters, telegrams and other documents and of all complaints, accusations and requests for inquiry, relating in any manner to the lighthouse keepers of Repentigny, P.Q., Messrs. Leon Rivest, J. B. Lachapelle and Louis Dubois, since 21st September last; also a copy of the inquiry and the report of the inquiry held in the matter. Presented 22nd January, 1913.—*Mr. Seguin*.. . . .*Not printed.*
- 61oooo.** Return to an Order of the House of the 9th December, 1912, for a copy of all papers, documents, telegrams, letters, &c., relating to the dismissal of L. P. Carignan, forest ranger in the constituency of Champlain, Quebec. Presented 24th January, 1913.—*Mr. Maclean (Halifax)*.. . . .*Not printed.*
- 61pppp.** Return to an Order of the House of the 5th December, 1912, for a copy of all correspondence, complaints, petitions, memoranda, notes of evidence, letters, reports of investigations and other documents in the possession of the Department of Customs, relating to the dismissal of James S. Harvey, preventive officer, New Richmond, Quebec; W. L. Kempffer, preventive officer at Paspébiac, Quebec; J. Herbert Sweetman, preventive officer at Port Daniel, Quebec; J. B. Le Blanc, preventive officer, at Carleton, Quebec; J. Nadeau, preventive officer, Nouvelle, Quebec, as well as a copy of all recommendations made regarding the appointment of their various successors and the names, salaries, duties and residences, with a copy of their instructions. Presented 24th January, 1913.—*Mr. Marcil*.. . . .*Not printed.*
- 61qqqq.** Return to an Order of the House of the 9th December, 1912, for a copy of all charges, correspondence, letters, telegrams, and other documents relative to the dismissal of William Marsh, preventive officer at Little Pond, Sydney Mines, in the riding of North Cape Breton and Victoria. Presented 24th January, 1913.—*Mr. McKenzic*.
Not printed.
- 61rrrr.** Return to an Order of the House of the 9th December, 1912, for a copy of all papers, letters, telegrams, and petitions, for and against the dismissal of Duncan McDonald, preventive officer of customs at Athelstan, County of Huntingdon; also a copy of the report of investigation and evidence submitted to investigating commissioner. Presented 24th January, 1913.—*Mr. Robb*.. . . .*Not printed.*

 CONTENTS OF VOLUME 27—*Continued.*

- 61ssss.** Return to an Address to His Royal Highness the Governor General of the 11th December, 1912, for a copy of all papers, documents, orders in council, telegrams, letters, &c., relating to the dismissal from office of Lemuel Bent, late Collector of Customs at Oxford, N.S. Presented 24th January 1913.—*Mr. Maclean (Halifax).*
Not printed.
- 61tttt.** Return to an Order of the House of the 11th December, 1912, for a copy of all charges, correspondence, letters, telegrams and other documents relating to the dismissal of Pascal Poirier, Collector of Customs at Descouse, Richmond County, N.S., and of the evidence taken and reports of investigation held by H. P. Duchemin in regard to the same and a detailed statement of the expenses of such investigation; and a copy of all papers relating to the appointment of his successor. Presented 24th January, 1913.—*Mr. Kyte.**Not printed.*
- 61uuuu.** Return to an Order of the House of the 4th December, 1912, for a copy of all correspondence, letters, telegrams, reports and other documents concerning the dismissal of Donald J. Hachey, Collector of Customs at Bathurst, County of Gloucester, and the appointment of his successor. Presented 24th January, 1913.—*Mr. Turgeon.*
Not printed.
- 61vvvv.** Return to an Address to His Royal Highness the Governor General of the 4th December, 1912, for a copy of all correspondence, orders in council, and all other papers or documents in any way relating to the dismissal of John Maher, from the service of the Customs Department at Montreal. Presented 24th January, 1913.—*Mr. Murphy.**Not printed.*
- 61wwww.** Return to an Order of the House of the 11th December, 1912, for a copy of all charges, correspondence, letters, telegrams and other documents relating to the dismissal of Peter Fougère, preventive and customs officer at Petit de Grat, Richmond county, N.S., and of the evidence taken and report of investigation held by H. P. Duchemin, in regard to the same, and a detailed statement of the expenses of such investigation; and a copy of all papers relating to the appointment of his successor. Presented 24th January, 1913.—*Mr. Kyte.**Not printed.*
- 61zzzz.** Return to an Order of the House of the 9th December, 1912, for a copy of all charges, correspondence, letters, telegrams and other documents relating to the dismissal of James Grantmyre, preventive officer at Little Bras D'or, N.S., in the riding of North Cape Breton and Victoria. Presented 24th January, 1913.—*Mr. McKenzie.*
Not printed.
- 61yyyy.** Return to an Order of the House of the 15th January, 1913, for a return showing all the employees on the Soulanges Canal who have been dismissed from their duties since the 21st September, 1911, by whom each of these employees has been replaced, and for what causes were they dismissed. Presented 27th January, 1913.—*Mr. Boyer.**Not printed.*
- 61zzzz.** Return to an Order of the House of the 15th January, 1913, for a copy of all letters, documents, telegrams, reports, correspondence and recommendations in any way relating to the dismissal of Andrew Melville, locktender at Cardinal, Ontario. Presented 27th January, 1913.—*Mr. Proulx.**Not printed.*
- 61aaaa.** Return to an Order of the House of 15th January, 1913, for a copy of all letters, documents, telegrams, reports, correspondence and recommendations in any way relating to the dismissal of George Short, canal bridgetender at Cardinal, Ontario. Presented 27th January, 1913.—*Mr. Guthrie.**Not printed.*

 CONTENTS OF VOLUME 27—*Continued.*

- 61bbbb.** Return to an Order of the House of the 15th January, 1913, for a copy of all letters, documents, telegrams, reports, correspondence and recommendations in any way relating to the dismissal of N. Broderick, locktender at Cardinal, Ontario. Presented 27th January, 1913.—*Mr. McMillan*.. . . .*Not printed.*
- 61cccc.** Return to an Order of the House of the 15th January, 1913, for a copy of all letters, documents, telegrams, reports, correspondence and recommendations in any way relating to the dismissal of Thomas McLatchie, locktender at Cardinal, Ontario. Presented 27th January, 1913.—*Mr. Graham*.. . . .*Not printed.*
- 61dddd.** Return to an Order of the House of the 15th January, 1913, for a copy of all letters, documents, telegrams, reports, correspondence and recommendations in any way relating to the dismissal of Elgin McLaughlin, locktender at Cardinal, Ontario. Presented 27th January, 1913.—*Mr. Emmerson*.. . . .*Not printed.*
- 61eeee.** Return to an Order of the House of the 15th January, 1913, for a copy of all letters, documents, telegrams, reports, correspondence and recommendations in any way relating to the dismissal of Robert Robertson, locktender at Cardinal, Ontario. Presented 27th January, 1913.—*Mr. Lemieux*.. . . .*Not printed.*
- 61ffff.** Return to an Order of the House of the 15th January, 1913, for a copy of all letters, documents, telegrams, reports, correspondence and recommendations in any way relating to the dismissal of William L. Gladstone, locktender at Cardinal, Ontario. Presented 27th January, 1913.—*Mr. Pugsley*.. . . .*Not printed.*
- 61gggg.** Return to an Order of the House of the 15th January, 1913, for a copy of all letters, documents, telegrams, reports, correspondence and recommendations in any way relating to the dismissal of Byron VanCamp, locktender at Cardinal, Ontario. Presented 7th January, 1913.—*Mr. Murphy*.. . . .*Not printed.*
- 61hhhh.** Return to an Order of the House of the 15th January, 1913, for a copy of all letters, documents, telegrams, reports, correspondence and recommendations in any way relating to the dismissal of Samuel English, canal bridge tender at Cardinal, Ontario. Presented 27th January, 1913.—*Mr. Carvell*.. . . .*Not printed.*
- 61iiii.** Return to an Order of the House of the 15th January, 1913, for a copy of all letters, documents, telegrams, reports, correspondence and recommendations in any way relating to the dismissal of Edward F. Moran, locktender at Cardinal, Ontario. Presented 27th January, 1913.—*Mr. Oliver*.. . . .*Not printed.*
- 61jjjj.** Return to an Order of the House of the 9th December, 1912, for a copy of all letters correspondence, documents and reports relating to the dismissal of William R. Fougere, of Frankville, Antigonish County, N.S., a sectionman on the Intercolonial railway, and for a statement in detail of the expenses connected with the investigations of the charges against him. Presented 27th January, 1913.—*Mr. Chisholm (Antigonish)*
Not printed.
- 61kkkk.** Return to an Order of the House of the 9th December, 1912, for a copy of all letters, correspondence, documents and reports relating to the dismissal of John Melanson, of Afton, Antigonish County, N.S., a sectionman on the Intercolonial railway, and for a statement in detail of the expenses connected with the investigation of the charges against him. Presented 27th January, 1913.—*Mr. Chisholm (Antigonish)*.
Not printed.
- 61llll.** Return to an Order of the House of the 11th December, 1912, for a copy of all charges, correspondence, letters, telegrams and other documents relating to the dismissal of Ronald D. McDonald, fishery overseer, at Broad Cove, Inverness County, Nova Scotia, and of the evidence taken and report of investigation held by H. P. Duchemin in regard to the same; also a detailed statement of the expenses of such investigation. Presented 27th January, 1913.—*Mr. Chisholm (Inverness)*.
Not printed.

CONTENTS OF VOLUME 27—*Continued.*

- 61mmmm.** Return to an Order of the House of the 11th December, 1912, for a copy of all charges, correspondence, letters, telegrams and other documents relating to the dismissal of John McLean, fishery officer at Gabarouse, Cape Breton South, N.S., and of evidence taken and reports of investigations held by H. P. Duchemin, in regard to the same. Presented 27th January, 1913.—*Mr. Carroll*.. . . .*Not printed.*
- 61nnnnn.** Return to an Order of the House of the 9th December, 1912, for a copy of all charges, correspondence, letters, telegrams and other documents relative to the dismissal of A. R. Forbes, fishery overseer at North Sydney, Nova Scotia in the riding of North Cape Breton and Victoria, and of the evidence taken and report of investigation held by H. P. Duchemin, in regard to same, and a detailed statement of the expenses of such investigation. Presented 27th January, 1913.—*Mr. McKenzie.*
Not printed.
- 61ooooo.** Return to an Order of the House of the 15th January, 1913, for a copy of all correspondence, letters, telegrams, complaints, petitions, and other documents concerning the dismissal of Sebastien Savoie, superintendent of the lobster hatchery at Shippigan, Gloucester County, N.B., and the appointment of his successor. Presented 27th January, 1913.—*Mr. Turgeon*.. . . .*Not printed.*
- 61ppppp.** Return to an Order of the House of the 9th December, 1912, for a copy of all charges, correspondence, letters, telegrams and other documents relating to the dismissal of D. S. Hendsbee, weigher, reduction works, Canso, Guysborough County, N.S., and of all evidence taken and report of investigation held by H. P. Duchemin in regard to the same; also a detailed statement of the expenses of such investigation. Presented 27th January, 1913.—*Mr. Sinclair*.. . . .*Not printed.*
- 61qqqqq.** Return to an Order of the House of the 11th December, 1912, for a copy of all charges, correspondence, letters, telegrams and other documents relative to the dismissal of M. Muce, lightkeeper at Cheticamp Island, Inverness County, Nova Scotia, and of the evidence taken and report of investigation held by H. P. Duchemin in regard to the same; also a detailed statement of the expenses of such investigation. Presented 29th January, 1913.—*Mr. Chisholm (Inverness)*.. . . .*Not printed.*
- 61rrrrr.** Return to an Order of the House of the 15th January, 1913, for a copy of all papers, documents, telegrams, reports, correspondence and recommendations in any way relating to the dismissal of Dr. J. D. R. Williams, collector of canal tolls at Cardinal, Ontario, and of the appointment of his successor. Presented 30th January, 1913.—*Mr. McMillan*.. . . .*Not printed.*
- 61sssss.** Return to an Order of the House of the 15th January, 1913, for a copy of all papers, letters, telegrams, evidence and other documents regarding the dismissal of John W. Bohan, preventive officer at Bath, Carleton County, N.B. Presented 3rd February, 1913. *Mr. Carrell*.. . . .*Not printed.*
- 61ttttt.** Return to an Order of the House of the 15th January, 1913, for a copy of all papers, documents, correspondence, &c., relating to the dismissal of J. V. Smith, sub-collector of customs at Wood's Harbour, Shelburne County, N.S. Presented 3rd February, 1913. —*Mr. Law*.. . . .*Not printed.*
- 61uuuuu.** Return to an Order of the House of the 15th January, 1913, for a copy of all papers, letters, telegrams, evidence and other documents regarding the dismissal of John Y. Fleming, customs officer at Debec, Carleton County, N.B. Presented 3rd February, 1913.—*Mr. Carrell*.. . . .*Not printed.*
- 61vvvvv.** Return to an Order of the House of the 15th January, 1913, for a copy of all papers, letters, telegrams, evidence and other documents regarding the dismissal of Matthias Meagher, preventive officer at Debec, Carleton County, N.B. Presented 3rd February, 1913.—*Mr. Carrell*.. . . .*Not printed.*

CONTENTS OF VOLUME 27—*Continued.*

- 61wwww. Return to an Order of the House of the 9th December, 1912, for a copy of all correspondence, letters, telegrams, complaints, and of the evidence given at investigation, if one was held, relating to the dismissal of Mr. A. J. Gosselin, acting preventive officer of customs at St. Albans, Vermont, through the port of St. Armand, County of Missisquoi. Presented 4th February, 1913.—*Mr. Kay.. . . .Not printed.*
- 61xxxxx. Return to an Order of the House of the 4th December, 1912, for a copy of all papers, letters, telegrams, and petitions for and against the dismissal of James W. Bannon, preventive officer of customs at St. Agnes de Dundee, County of Huntingdon also a copy of the report of investigation and evidence, if any, submitted to investigating commissioner. Presented 4th February, 1913.—*Mr. Robb.. . . .Not printed.*
- 61yyyyy. Return to an Order of the House of the 4th December, 1912, for a return showing the number of postmasters that have been dismissed in the County of Pictou since 1st October, 1911; the names of the postmasters who have been appointed to succeed them; the causes of the dismissals and all complaints and correspondence with respect to same, and of all reports of investigation where investigations have been held. Presented 4th February, 1913.—*Mr. Macdonald.. . . .Not printed.*
- 61zzzzz. Return to an Address to His Royal Highness the Governor General of the 4th December, 1912, for a copy of all correspondence, orders in council, and all other papers or documents in any way relating to the dismissal of James Murphy from the position of postmaster at Tweed, Ontario. Presented 4th February, 1913.—*Mr. Murphy.. . . .Not printed.*
- 61 (6a). Return to an Order of the House of the 15th January, 1913, for a copy of all letters, documents, telegrams, reports, correspondence and recommendations in any way relating to the dismissal of H. B. Easton, immigration agent at Prescott, Ontario. Presented 4th February, 1913.—*Mr. Murphy.. . . .Not printed.*
- 61 (6b). Return to an Order of the House of the 15th January, 1913, for a copy of all letters, documents, telegrams, reports, correspondence and recommendations in any way relating to the dismissal of B. Hughes, immigration agent at Prescott, Ontario. Presented 4th February, 1913.—*Mr. Oliver.. . . .Not printed.*
- 61 (6c). Return to an Order of the House of the 15th January, 1913, for a copy of all letters, documents, telegrams, reports, correspondence and recommendations in any way relating to the dismissal of George Walsh, immigration agent at Prescott, Ontario. Presented 4th February, 1913.—*Mr. Oliver.. . . .Not printed.*
- 61 (6d). Return to an Order of the House of the 15th January, 1913, for a copy of all papers, letters, telegrams, evidence and other documents regarding the dismissal of Newton S. Dow, immigration agent at McAdam Junction, York County, N.B. Presented 4th February, 1913.—*Mr. Carvell.. . . .Not printed.*
- 61 (6e). Return to an Order of the House of the 15th January, 1913, for a copy of all papers, letters, telegrams, evidence and other documents regarding the dismissal of Oliver Hemphill, immigration agent at Debec, Carleton County, N.B. Presented 4th February, 1913.—*Mr. Carvell.. . . .Not printed.*
- 61 (6f). Return to an Order of the House of the 9th December, 1912, for a copy of all charges, correspondence, letters, telegrams and other documents relating to the dismissal of Martin Johnston, preventive officer at Rea Islands, Richmond County, N.S. Presented 6th February, 1913.—*Mr. Kyte.. . . .Not printed.*

 CONTENTS OF VOLUME 27—*Continued.*

- 61 (6g). Return to an Order of the House of the 10th December, 1912, for a copy of all correspondence, letters, telegrams and other documents respecting the dismissal of J. E. Phaneuf, postmaster of St. Hugues, County of Bagot. Presented 6th February, 1913.—*Mr. Marcile*... ..*Not printed*
- 61 (6h). Return to an Order of the House of the 9th December, 1912, for a copy of all charges, correspondence, letters, telegrams and other documents relating to the dismissal of Murdock McCutcheon, postmaster at Sonora, Guysborough County, N.S., and of all evidence taken and report of investigation held by Mr. H. P. Duchemin, in regard to the same; also a detailed statement of the expenses of such investigation. Presented 6th February, 1913.—*Mr. Sinclair*... ..*Not printed*
- 61 (6i). Return to an Order of the House of the 15th January, 1913, for a copy of all charges, correspondence, letters, telegrams and other documents relative to the dismissal of Duncan Gillies, fishery overseer at Baddeck, C.B., in the riding of North Cape Breton and Victoria, and of the evidence taken and report of investigation held by H. P. Duchemin, in regard to same, and a detailed statement of the expenses of such investigation. Presented 7th February, 1913.—*Mr. McKenzie*... ..*Not printed.*
- 61 (6j). Return to an Order of the House of the 9th December, 1912, for a copy of all complaints, accusations, correspondence, petitions and of all documents and reports respecting the dismissal of Antonio Leduc, postmaster of St. Timothée, in the County of Beauharnois and the appointment of his successor. Presented 7th February, 1913.—*Mr. Papineau*... ..*Not printed.*
- 61 (6k). Return to an Address to His Royal Highness the Governor General of the 4th December, 1912, for a copy of the recommendation to council, the order in council, all correspondence with the government or any member thereof, and of all letters, documents and papers in any way connected with the dismissal of Charles Arthur Bowman from the engineering branch of the Department of Railways and Canals.—*Mr. Clark (Red Deer)*... ..*Not printed.*
- 61 (6l). Return to an Order of the House of the 29th January, 1913, for a copy of all papers, documents, evidence, reports, letters, correspondence, &c., relating to the dismissal of Elnathan D. Smith, fishery overseer, Shag Harbour, Shelburne County, N.S. Presented 11th February, 1913.—*Mr. Law*... ..*Not printed.*
- 61 (6m). Return to an Order of the House of the 15th January, 1913, for a copy of all charges, correspondence, letters, telegrams and other documents relative to the dismissal of Donald McAulay, lightkeeper, Plaister, Baddeck Bay, C.B., riding of North Cape Breton and Victoria, and of the evidence taken and reports of investigation held by H. P. Duchemin in regard to the same, and a detailed statement of the expenses of such investigation. Presented 11th February, 1913.—*Mr. McKenzie.*
Not printed.
- 61 (6n). Return to an Order of the House of the 29th January, 1913, for a copy of all papers, documents, letters, correspondence, &c., relating to the dismissal of John Fredericks, lightkeeper at East Jordan, Shelburne County, N.S. Presented 11th February, 1913.—*Mr. Law*... ..*Not printed.*
- 61 (6o). Return to an Order of the House of the 29th January, 1913, for a copy of all papers, documents, letters, correspondence, &c., relating to the dismissal of John Fredericks, wharfinger at East Jordan, Shelburne County, N.S. Presented 11th February, 1913.—*Mr. Law*... ..*Not printed.*

 CONTENTS OF VOLUME 27—*Continued.*

- 61 (6p). Return to an Order of the House of the 29th January, 1913, for a copy of all papers, documents, letters, correspondence, &c., relating to the dismissal of John C Morrison, harbour master at Shelburne, N.S. Presented 11th February, 1913.—*Mr. Maclean (Halifax)*... ..*Not printed.*
- 61 (6q). Return to an Order of the House of the 15th January, 1913, for a copy of all charges, correspondence, letters, telegrams and other documents relative to the dismissal of Captain Roderick McDonald, tide waiter, at Big Bras D'Or, riding of North Cape Breton and Victoria, N.S., and of the evidence taken and reports of investigation held by H. P. Duchemin in regard to the same, and a detailed statement of the expenses of such investigation. Presented 11th February, 1913.—*Mr. McKenzie.*
Not printed.
- 61 (6r). Return to an Order of the House of the 15th January, 1913, for a copy of all charges, correspondence, letters, telegrams and other documents relative to the dismissal of James Maloney, customs officer at Dingwall, riding of North Cape Breton and Victoria, N.S., and of the evidence taken and reports of investigation held by H. P. Duchemin in regard to the same, and a detailed statement of the expenses of such investigation. Presented 11th February, 1913.—*Mr. McKenzie*... ..*Not printed.*
- 61 (6s). Return to an Order of the House of the 9th December, 1912, for a copy of all charges, correspondence, letters, telegrams and other documents relative to the dismissal of Hugh D. McEachern, customs officer at north side East Bay, Cape Breton, in the riding of North Cape Breton and Victoria, and of the evidence taken and report of investigation held by H. P. Duchemin, in regard to same, and a detailed statement of the expenses of such investigation. Presented 11th February, 1913.—*Mr. McKenzie*... ..*Not printed.*
- 61 (6t). Return to an Order of the House of the 29th January, 1913, for a copy of all papers, documents, evidence, reports and correspondence relating to the dismissal of Thos. H. Hall, sub-collector of customs at Sheet Harbour, N.S. Presented 11th February, 1913.—*Mr. Maclean (Halifax)*... ..*Not printed.*
- 61 (6u). Return to an Order of the House of the 9th December, 1912, for a copy of all charges, correspondence, letters, telegrams and other documents relative to the dismissal of J. A. McNeil, customs officer at Grand Narrows, Nova Scotia, in the riding of North Cape Breton and Victoria, and of the evidence taken and report of investigation held by H. P. Duchemin, in regard to same, and a detailed statement of the expenses of such investigation. Presented 11th February, 1913.—*Mr. McKenzie.*
Not printed.
- 61 (6v). Return to an Order of the House of the 9th December, 1912, for a copy of all charges, correspondence, letters, telegrams and other documents relative to the dismissal of George Burchell, custom house officer at Sydney Mines, Nova Scotia, in the riding of North Cape Breton and Victoria, and of the evidence taken and report of investigation held by H. P. Duchemin, in regard to same, and a detailed statement of the expenses of such investigation. Presented 11th February, 1913.—*Mr. McKenzie.*
Not printed.
- 61 (6w). Return to an Order of the House of the 15th January, 1913, for a copy of all papers, documents, telegrams, reports, correspondence and recommendations in any way relating to the dismissal of W. H. Saver, collector of customs at Cardinal, Ont., and the appointment of his successor. Presented 11th February, 1913.—*Mr. McMillan.*
Not printed.

 CONTENTS OF VOLUME 27—*Continued.*

- 61 (6x). Return to an Order of the House of the 9th December, 1912, for a copy of all charges, correspondence, telegrams and other documents relative to the dismissal of Captain George Livingstone, custom officer at Big Bras D'Or, Cape Breton, in the riding of North Cape Breton and Victoria, and of the evidence taken and report of investigation held by H. P. Duchemin, in regard to same and a detailed statement of the expenses of such investigation. Presented 11th February, 1913.—*Mr. McKenzie.*
Not printed.
- 61 (y). Return to an Order of the House of the 10th December, 1912, for a copy of all correspondence, reports and other documents and papers relating to the dismissal of H. Lacasse, as postmaster at Wendover, County of Prescott, Ontario, and the appointment of his successor. Presented 13th February, 1913.—*Mr. Proulx.*...*Not printed*
- 61 (6z). Return to an Order of the House of the 9th December, 1912, for a copy of all correspondence and other papers connected with the removal of Harry A. Drigg, from the position of postmaster at Grassey Lake, Alberta. Presented 13th February, 1913.—*Mr. Buchanan.*...*Not printed*
- 61 (7a). Return to an Address to His Royal Highness the Governor General of the 9th December, 1912, for a copy of all papers, memoranda, orders in council, and correspondence relating to the dismissal of A. H. Stratton, late postmaster at Peterborough, Ont. Presented 17th February, 1913.—*Mr. Maclean (Halifax).*
Not printed
- 61 (7b). Return to an Order of the House of the 10th December, 1912, for a copy of all charges, correspondence, letters, telegrams and other documents relating to the dismissal of Henry Burrell, postmaster, Yarmouth North, Yarmouth County, N.S., and the same information regarding the appointment of Henry Burrell's successor, and of the evidence taken and report of investigation held by Charles Lane in regard to the same, also a detailed statement of expenses of such investigation. Presented 18th February, 1913.—*Mr. Law.*...*Not printed.*
- 61 (7c). Return to an Order of the House of the 4th December, 1912, for a return showing all the postmasters dismissed by the present government in the County of Gloucester, the names of such persons, the reasons for their dismissal, nature of the charges made against them; also a copy of all correspondence connected with it, and reports of investigations in cases where such investigations were instituted. Presented 18th February, 1913.—*Mr. Turgeon.*...*Not printed.*
- 61 (7d). Return to an Order of the House of the 10th December, 1912, for a copy of all charges, correspondence, letters, telegrams and other documents relating to the dismissal of Dr. Charles A. Webster, port physician at Yarmouth, County of Yarmouth N.S., and the same information regarding the appointment of Dr. Webster's successor. Presented 18th February, 1913.—*Mr. Law.*...*Not printed*
- 61 (7e). Return to an Order of the House of the 29th January, 1913, for a copy of all letters, papers, charges and correspondence between the Department of Marine and Fisheries and all other persons, regarding the dismissal of Jos. Lord, keeper of light-houses at Pointe à la Mule on the River Richelieu, Parish of St. Blaise, County of Saint Jean and Iberville and of all reports thereon with reference to the dismissal of the said Mr. Lord. Presented 19th February, 1913.—*Mr. Demers.*...*Not printed.*
- 61 (7f). Return to an Order of the House of the 15th January, 1913, for a copy of all correspondence, letters, telegrams and petitions concerning the dismissal of Henri Friolet, wharfinger at Caraquet, and Richard Southwood, wharfinger and agent of the Storm Signal Service at Bathurst, Gloucester County, N.B., and the appointment of their successors. Presented 19th February, 1913.—*Mr. Turgeon.*...*Not printed.*

CONTENTS OF VOLUME 27—Continued.

- 61 (7g). Return to an Order of the House of the 4th December, 1912, for a copy of all correspondence, letters, telegrams, reports and other documents, respecting the removal of Joseph L. Robichaud, lighthouse keeper at Miscou, County of Gloucester, and the appointment of his successor; also of all correspondence respecting the engagement of the engineer of fog alarm system attached to that station, and the certificates required by the Minister of Marine, showing the competence of that engineer; with the names of the new keeper and of the said engineer and their ages. Presented 19th February, 1913.—*Mr. Turgeon*... ..*Not printed*
- 61 (7h). Return to an Order of the House of the 29th January, 1913, for a copy of all charges, correspondence, letters, telegrams and other documents relating to the dismissal of Captain Pope as lighthouse keeper at Scatarie, Cape Breton South, N.S., and of the evidence taken and reports of investigation held by H. P. Duchemin, in regard to the same. Presented 19th February, 1913.—*Mr. Carroll*... ..*Not printed*
- 61 (7i). Return to an Order of the House of the 29th January, 1913, for a copy of all charges, correspondence, letters, telegrams and other documents relating to the dismissal of Captain W. W. Lewis, as shipping master at Louisburg, Cape Breton South, Nova Scotia, and of evidence taken and reports of investigation held by H. P. Duchemin, in regard to the same. Presented 19th February, 1913.—*Mr. Carroll*.
Not printed.
- 61 (7j). Return to an Order of the House of the 4th December, 1912, for a return showing the names of postmasters that have been dismissed in the County of Bonaventure since 1st October, 1911; the names of the postmasters who have been appointed to succeed them; the causes of the dismissals and a copy of all complaints and correspondence with respect to same, and of all reports of investigations where such have been held, with the reasons given for not holding any such investigation, when not held. Presented 19th February, 1913.—*Mr. Marcil*... ..*Not printed*
- 61 (7k). Return to an Order of the House of the 15th January, 1913, for a copy of all charges, correspondence, letters, telegrams and other documents relative to the dismissal of George Hines, lighthouse keeper at South Ingonish, riding of North Cape Breton and Victoria, N.S., and of the evidence taken and reports of investigation held by H. P. Duchemin, in regard to the same, and a detailed statement of the expenses of such investigation. Presented 20th February, 1913.—*Mr. McKenzie*..*Not printed.*
- 61 (7l). Return to an Order of the House of the 15th January, 1913, for a return showing a list of the lighthouse keepers removed by the present government in the County of Two Mountains, the names of such persons, the reasons for their dismissal, the nature of the complaints made against them; also a copy of all correspondence and petitions relating thereto, and reports of inquiries in the cases, where such have been held; and also the names of their successors. Presented 20th February, 1913.—*Mr. Ethier*... ..*Not printed.*
- 61 (7m). Return to an Order of the House of the 29th January, 1913, for a copy of all charges, correspondence, letters, telegrams and other documents relative to the dismissal of Archibald McDonald, preventive officer at Mull River, Inverness County, Nova Scotia. Presented 20th February, 1913.—*Mr. Chisholm (Inverness)*..*Not printed.*
- 61 (7n). Return to an Order of the House of the 29th January, 1913, for a copy of all letters, correspondence on file referring to the dismissal of Donald Chisholm, of Tracadie, in the County of Antigonish, as preventive officer. Presented 20th February, 1913.—*Mr. Chisholm (Antigonish)*... ..*Not printed.*

 CONTENTS OF VOLUME 27—*Continued.*

- 61 (7o). Return to an Order of the House of the 29th January, 1913, for a copy of all letters, telegrams, reports and other documents relative to the dismissal of Edward C. Humphreys, of Trenton, N.S., as an officer of the Inland Revenue Department and to the appointment of his successor. Presented 20th February, 1913.—*Mr. Macdonald.*
Not printed.
- 61 (7p). Return to an Order of the House of the 9th December, 1912, for a copy of all charges, correspondence, letters, telegrams and other documents relative to the dismissal of H. J. Fixott, port physician at Arichat, Richmond County, N.S. Presented 21st February, 1913.—*Mr. Kyte*... ..Not printed.
- 61 (7q). Return to an Order of the House of the 10th December, 1912, for a copy of all correspondence, letters, telegrams and other documents relating to the dismissal of D. Morin as postmaster of St. Pie de Bagot, County of Bagot. Presented 21st February, 1913.—*Mr. Marcil (Bagot)*... ..Not printed.
- 61 (7r). Return to an Order of the House of the 10th December, 1912, for a copy of all correspondence, investigations and papers generally concerning the dismissal of Ernest Paquin, postmaster of St. Cecile de Levrard, County of Nicolet. Presented 21st February, 1913.—*Mr. Lemieux*... ..Not printed.
- 61 (7s). Return to an Address to His Royal Highness the Governor General of the 17th February, 1913, for a copy of all complaints and charges made against John R. McDonald, Indian agent at Heatherton, Antigonish County, of the recommendations of council and of the order in council made thereon, and of all letters, correspondence, and documents connected in any way with his dismissal. Presented 25th February, 1913.—*Mr. Chisholm (Antigonish)*... ..Not printed.
- 61 (7t). Return to an Order of the House of the 15th January, 1913, for a copy of all charges, correspondence, letters, telegrams and other documents relative to the dismissal of Joseph Day, customs officer at Little Bras D'Or, C.B., in the riding of North Cape Breton and Victoria, and of the evidence taken and report of investigation held by H. P. Duchemin, in regard to same, and a detailed statement of the expenses of such investigation. Presented 25th February, 1913.—*Mr. McKenzié*... ..Not printed.
- 61 (7u). Return to an Address to His Royal Highness the Governor General of the 29th January, 1913, for a copy of all complaints against Duncan McLeod, appraiser of customs at Sherbrooke, Province of Quebec, of all information obtained as to his conduct through seizures of goods by special officers of customs and by investigation; of all reports of investigation; of the order in council dismissing said Duncan McLeod, and of all correspondence between him and the Department of Customs. Presented 25th February, 1913.—*Mr. McCrae*... ..Not printed.
- 61 (7v). Return to an Order of the House of the 17th February, 1913, for a copy of all papers, letters, telegrams, evidence, &c., given at the investigation or investigations, and of reports of such investigations, relating to the dismissal of Edouard D. Chiasson, sub-collector of customs at Lamèque, Gloucester County, and the appointment of his successor. Presented 25th February, 1913.—*Mr. Turgeon*... ..Not printed.
- 61 (7w). Return to an Order of the House of the 15th January, 1913, for a copy of all papers, letters, telegrams, evidence and other documents regarding the dismissal of George F. Briggs, customs officer at McAdam Junction, York County, N.B. Presented 25th February, 1913.—*Mr. Carvell*... ..Not printed.

CONTENTS OF VOLUME 27—*Continued.*

- 61 (7x). Return to an Order of the House of the 29th January, 1913, for a copy of all charges, correspondence, letters, telegrams and other documents relating to the dismissal of William A. Duan, lightkeeper at Green Island, Richmond County, Nova Scotia, and of the evidence taken and report of investigation held by H. P. Duchemin, in regard to the same; also a detailed statement of the expenses of such investigation. Presented 25th February, 1913.—*Mr. Kyte*.. . . . *Not printed.*
- 61 (7y). Return to an Order of the House of the 29th January, 1913, for a copy of all papers, charges, correspondence, letters, telegrams and other documents relating to the dismissal of Thomas Cameron, preventive officer at Andover, N.B., and of the evidence taken and reports of investigation held by Mr. E. T. C. Knowles, in connection with the same. Presented 26th February, 1913.—*Mr. Michaud*.. . . . *Not printed.*
- 61 (7z). Return to an Order of the House of the 29th January, 1913, for a copy of all complaints and charges made against Joseph McDonald, late of the customs office at Sydney, Cape Breton, Nova Scotia, and of all letters, telegrams and correspondence relating in any way to his dismissal and the appointment of his successor. Presented 26th February, 1913.—*Mr. Carroll*.. . . . *Not printed.*
- 61 (8a). Return to an Order of the House of the 29th January, 1913, for a copy of all complaints and charges made against Angus McGillivray, late of customs office at Glace Bay, Cape Breton South, Nova Scotia, and of all letters, telegrams and correspondence relating in any way to his dismissal and the appointment of his successor. Presented 26th February, 1913.—*Mr. Carroll*.. . . . *Not printed.*
- 61 (8b). Return to an Order of the House of the 3rd February, 1913, for a copy of all charges, correspondence, letters, telegrams and other documents relative to the dismissal of Roderick Bain, boatman at New Campbellton, riding of North Cape Breton and Victoria, N.S., and of the evidence taken and reports of the investigation held by H. P. Duchemin, in regard to same, with a detailed statement of expenses of such investigation. Presented 26th February, 1913.—*Mr. McKenzie*.. . . . *Not printed.*
- 61 (8c). Return to an Order of the House of the 15th January, 1913, for a copy of all papers, documents, telegrams, reports, correspondence and recommendations in any way relating to the dismissal of W. A. Scott, lockmaster at Cardinal, Ontario, and of the appointment of his successor. Presented 27th February, 1913.—*Mr. McMillan*.
Not printed.
- 61 (8d). Return to an Order of the House of the 27th January, 1913, for a copy of all letters, documents, telegrams, reports, correspondence and recommendations in any way relating to the dismissal of Bert Johnson, lockman at Nicholson, Ontario. Presented 27th February, 1913.—*Mr. Turgeon*.. . . . *Not printed.*
- 61 (8e). Return to an Order of the House of the 27th January, 1913, for a copy of all letters, documents, telegrams, reports, correspondence and recommendations in any way relating to the dismissal of John Merrifield, lockmaster at Burritts Rapids, Ont., and the appointment of his successor. Presented 27th February, 1913.—*Mr. Chisholm*.
Not printed.
- 61 (8f). Return to an Order of the House of the 15th January, 1913, for a copy of all papers, documents, telegrams, reports, correspondence and recommendations in any way relating to the dismissal of Neil Cummings, lockmaster at Cardinal, Ontario, and of the appointment of his successor. Presented 27th February, 1913.—*Mr. McMillan*.. . . . *Not printed.*

 CONTENTS OF VOLUME 27—*Continued.*

- 61 (8g). Return to an Order of the House of the 29th January, 1913, for a copy of all letters, papers, charges and correspondence between the Department of Railways and Canals and all other persons, regarding the dismissal of Mr. François Chagnon, lockkeeper at Saint Jean, County of Saint Jean and Iberville, and of all reports thereon with reference to the dismissal of the said Mr. Chagnon. Presented 27th February, 1913.—*Mr. Demers*.. . . .*Not printed.*
- 61 (8h). Return to an Order of the House of the 15th January, 1913, for a copy of all charges, correspondence, letters, telegrams and other documents relative to the dismissal of Neil McNeil, bridge tender, Intercolonial railway, at Grand Narrows in the riding of North Cape Breton and Victoria. Presented 27th February, 1913.—*Mr. McKenzie*.. . . .*Not printed.*
- 61 (8i). Return to an Order of the House of the 15th January, 1913, for a copy of all charges, correspondence, letters, telegrams and other documents relative to the dismissal of Archibald McKenzie, sectionman, Intercolonial railway, at Grand Narrows, in the riding of North Cape Breton and Victoria. Presented 27th February, 1913.—*Mr. McKenzie*.. . . .*Not printed.*
- 61 (8j). Return to an Order of the House of the 15th January, 1913, for a copy of all charges, correspondence, letters, telegrams and other documents relative to the dismissal of John Fraser, bridge tender, Intercolonial railway, at Grand Narrows, in the riding of North Cape Breton and Victoria. Presented 27th February, 1913.—*Mr. McKenzie*.. . . .*Not printed.*
- 61 (8k). Return to an Order of the House of the 27th January, 1913, for a copy of all letters, documents, telegrams, reports, correspondence and recommendations in any way relating to the dismissal of Demetrius Crozier, lockman at Merrickville, Ontario. Presented 27th February, 1913.—*Mr. Proulx*.. . . .*Not printed.*
- 61 (8l). Return to an Order of the House of the 27th January, 1913, for a copy of all letters, documents, telegrams, reports, correspondence and recommendations in any way relating to the dismissal of Patrick Cussuk, lockman at Merrickville, Ontario. Presented 27th February, 1913.—*Mr. Michaud*.. . . .*Not printed.*
- 61 (8m). Return to an Order of the House of the 27th January, 1913, for a copy of all letters, documents, telegrams, reports, correspondence and recommendations in any way relating to the dismissal of Joseph H. Webster, lockman at Nicholson, Ontario. Presented 27th February, 1913.—*Mr. Pacaud*.. . . .*Not printed.*
- 61 (8n). Return to an Order of the House of the 27th January, 1913, for a copy of all letters, documents, telegrams, reports, correspondence and recommendations in any way relating to the dismissal of Cyrus O'Neil, lockman at Nicholson, Ontario. Presented 27th February, 1913.—*Mr. Kyte*... . .*Not printed.*
- 61 (8o). Return to an Order of the House of the 27th January, 1913, for a copy of all letters, documents, telegrams, reports, correspondence and recommendations in any way relating to the dismissal of Michael Loughtin, bridgeman at Burritts Rapids, Ontario. Presented 27th February, 1913.—*Mr. Papineau*.. . . .*Not printed.*
- 61 (8p). Return to an Order of the House of the 27th January, 1913, for a copy of all letters, documents, telegrams, reports, correspondence and recommendations in any way relating to the dismissal of John McKay, bridgeman at Becketts, Ontario. Presented 27th February, 1913.—*Mr. Lanctot*.. . . .*Not printed.*

CONTENTS OF VOLUME 27—Continued.

- 61 (8q). Return to an Order of the House of the 27th January, 1913, for a copy of all letters, documents, telegrams, reports, correspondence and recommendations in any way relating to the dismissal of Edward Proctor, lockman at Burritts Rapids, Ont. Presented 27th February, 1913.—*Mr. Neely*.. . . .*Not printed.*
- 61 (8r). Return to an Order of the House of the 27th January, 1913, for a copy of all letters, documents, telegrams, reports, correspondence and recommendations in any way relating to the dismissal of William Morrison, lockman at Burritts Rapids, Ont. Presented 27th February, 1913.—*Mr. Cash*.. . . .*Not printed.*
- 61 (8s). Return to an Order of the House of the 15th January, 1913, for a copy of all letters, documents, telegrams, reports, correspondence and recommendations in any way relating to the dismissal of Adam Henderson, bridgemaster at Cardinal, Ontario, and of the appointment of his successor. Presented 27th February, 1913.—*Mr. Murphy*.
Not printed.
- 61 (8t). Return to an Order of the House of the 29th January, 1913, for a copy of all charges, correspondence, letters, telegrams and other documents relating to the dismissal of James Feehan, fishery guardian or warden at Tracadie Harbour and Savage Harbour, Prince Edward Island. Presented 27th February, 1913.—*Mr. Hughes (Kings, P.E.I.)*.. . . .*Not printed.*
- 61 (8u). Return to an Order of the House of the 29th January, 1913, for a copy of all charges, correspondence, letters, telegrams and other documents relative to the dismissal of John C. McNeil, lighthouse keeper at Grand Narrows, in the riding of North Cape Breton and Victoria. Presented 27th February, 1913.—*Mr. McKenzie*.
Not printed.
- 61 (8v). Return to an Order of the House of the 29th January, 1913, for a copy of all charges, correspondence, letters, telegrams and other documents relating to the dismissal of A. A. Chisholm, fishery overseer at Margaree Forks, Inverness County, Nova Scotia. Presented 28th February, 1913.—*Mr. Chisholm (Inverness)*.. . . .*Not printed.*
- 61 (8w). Return to an Order of the House of the 29th January, 1913, for a copy of all charges, correspondence, letters, telegrams and other documents relative to the dismissal of Charles E. Aucoin, collector of customs at Cheticamp, Inverness County, Nova Scotia, and of the evidence taken and report of investigation held by Mr. H. P. Duchemin, in regard to the same; also a detailed statement of the expenses of such investigation. Presented 28th February, 1913.—*Mr. Chisholm (Antigonish)*.
Not printed.
- 61 (8x). Return to an Order of the House of the 17th February, 1913, for a copy of all complaints and charges made against Charles L. Gass, late postmaster at Bayfield, Antigonish County, of the evidence taken, if any, before Commissioner Duchemin, and of his report thereon and of all letters, telegrams and documents of every kind relating to his dismissal and the appointment of his successor. Presented 28th February, 1913.—*Mr. Chisholm (Antigonish)*.. . . .*Not printed.*
- 61 (8y). Return to an Order of the House of the 17th February, 1913, for a copy of all letters and correspondence exchanged in reference to the dismissal of Cyprien Martin, of St. Basile, County of Madawaska, N.B., between the Department of Customs and the said Mr. Martin as preventive officer. Presented 28th February, 1913.—*Mr. Michaud*.. . . .*Not printed.*

 CONTENTS OF VOLUME 27—*Continued.*

- 61 (8z). Return to an Order of the House of the 9th December, 1912, for a copy of all complaints and charges made against Angus A. Boyd, postmaster at Boyd's post office, Antigonish County, Nova Scotia, and of all letters, telegrams and correspondence relating in any way to his dismissal, and the appointment of a successor. Presented 28th February, 1913.—*Mr. Chisholm (Antigonish)*... ..*Not printed.*
- 61 (9a). Return to an Order of the House of the 9th December, 1912, for a copy of all complaints and charges made against John B. Macdonald, postmaster at Glasburn, Antigonish County, Nova Scotia, and of all letters, telegrams and correspondence relating in any way to his dismissal, and the appointment of a successor. Presented 28th February, 1913.—*Mr. Chisholm (Antigonish)*... ..*Not printed.*
- 61 (9b). Return to an Order of the House of the 9th December, 1912, for a copy of all complaints and charges made against Alex. G. Chisholm, postmaster at Ohio, Antigonish County, Nova Scotia, and of all letters, telegrams and correspondence relating in any way to his dismissal, and the appointment of a successor. Presented 28th February, 1913.—*Mr. Chisholm (Inverness)*... ..*Not printed.*
- 61 (9c). Return to an Order of the House of the 9th December, 1912, for a copy of all complaints and charges made against John J. McLean, postmaster at Cross Roads, Ohio, Antigonish County, Nova Scotia, and of all letters, telegrams and correspondence relating in any way to his dismissal and the appointment of a successor. Presented 28th February, 1913.—*Mr. Chisholm (Inverness)*... ..*Not printed.*
- 61 (9d). Return to an Order of the House of the 9th December, 1912, for a copy of all complaints and charges made against Dougald McDonald, postmaster at Doctors Brook, Antigonish County, Nova Scotia, and of all letters, telegrams and correspondence relating in any way to his dismissal, and the appointment of his successor. Presented 28th February, 1913.—*Mr. Chisholm (Antigonish)*... ..*Not printed.*
- 61 (9e). Return to an Order of the House of the 9th December, 1912, for a copy of all complaints and charges made against Dan. A. McInnes, postmaster at Georgeville, Antigonish County, Nova Scotia, and of all letters, telegrams, and correspondence relating in any way to his dismissal, and the appointment of his successor. Presented 28th February, 1913.—*Mr. Chisholm (Antigonish)*... ..*Not printed.*
- 61 (9f). Return to an Order of the House of the 29th January, 1913, for a copy of all charges, letters, correspondence, telegrams and other documents relating to the dismissal of E. A. Asker, harbour master at Campbellton. Presented 3rd March, 1913.—*Mr. Reid (Restigouche)*... ..*Not printed.*
- 61 (9g). Return to an Order of the House of the 10th February, 1913, for a copy of all papers, letters, documents and orders relative to the dismissal of Fred Shultz as caretaker of the armouries at Kentville, Nova Scotia, and of the appointment of William Shoop in his place and also for a statement of the stores in said armouries in the years 1910, 1911, 1912, respectively, and for a copy of all orders and regulations relative to the duties of such caretaker. Presented 3rd March, 1913.—*Mr. Macdonald.*
Not printed.
- 61 (9h). Return to an Order of the House of the 29th January, 1913, for a copy of all charges, correspondence, letters, telegrams and other documents relating to the dismissal of Dr. Freeman O'Neil, from the Marine Hospital at Louisburg, Cape Breton South, N.S., and of evidence taken and reports of investigation held by H. P. Duchesmin, in regard to the same. Presented 10th March, 1913.—*Mr. Carroll.**Not printed.*

CONTENTS OF VOLUME 27—*Continued.*

- 61 (9i). Return to an Order of the House of the 9th December, 1912, for a copy of all charges, correspondence, letters, telegrams and other documents relating to the dismissal of Leon N. Poirier, wharfinger at Descouse, Richmond County, N.S. Presented 10th March, 1913.—*Mr. Kyte*... ..*Not printed.*
- 61 (9j). Return to an Order of the House of the 10th December, 1912, for a copy of all charges, correspondence, letters, telegrams and other documents relating to the dismissal of Norman L. Trefry, shipping master at Yarmouth, County of Yarmouth, N.S., and the same information regarding the appointment of Mr. Trefry's successor. Presented 10th March, 1913.—*Mr. Law*... ..*Not printed.*
- 61 (9k). Return to an Order of the House of the 15th January, 1913, for a copy of all papers, documents, correspondence, &c., relating to the dismissal of James Amercault, lighthouse keeper at New Edinburgh, Digby County, N.S. Presented 10th March, 1913.—*Mr. McLean (Halifax)*... ..*Not printed.*
- 61 (9l). Return to an Order of the House of the 29th January, 1913, for a copy of all papers, documents, evidence, reports, letters, correspondence, &c., relating to the dismissal of H. B. Manley, a clerk in the Dominion Lands Office at Saskatoon. Presented 10th March, 1913.—*Mr. McCraney*... ..*Not printed.*
- 61 (9m). Return to an Order of the House of the 29th January, 1913, for a copy of all correspondence, letters, telegrams, papers and other documents in connection with the dismissal of John Spicer, senior assistant of the Moosejaw Land Agency. Presented 10th March, 1913.—*Mr. Knowles*... ..*Not printed.*
- 61 (9n). Return to an Order of the House of the 29th January, 1913, for a copy of all papers, letters, telegrams and other documents respecting the dismissal of Robert Pragnall from the position of agent of the Dominion Land Office at Swift Current and the appointment of his successor. Presented 10th March, 1913.—*Mr. Knowles.*
Not printed.
- 61 (9o). Return to an Order of the House of the 29th January, 1913, for a copy of all papers, documents, evidence, reports, letters, correspondence, &c., relating to the dismissal of G. M. Ulyot, a clerk in the Dominion Lands Office at Saskatoon. Presented 10th March, 1913.—*Mr. McCraney*... ..*Not printed.*
- 61 (9p). Return to an Order of the House of the 9th December, 1912, for a return showing the detail and number of dismissals from public offices by the present government to this date in the riding of Saskatoon, with the names of the dismissed occupants, the reasons for their dismissals, the complaints against such officials, and all correspondence with respect to the same, and of all reports of investigations, in case where such were held. Presented 17th March, 1913.—*Mr. McCraney*... ..*Not printed.*
- 61 (9q). Return to an Order of the House of the 17th February, 1913, for a copy of all letters, petitions, telegrams, complaints, evidence, reports, affidavits and other documents in the Department of Inland Revenue, respecting the dismissal of J. N. Poirier, Collector of Excise at Victoriaville, County of Arthabaska, and the names of the witnesses interested, with a copy of the evidence and a statement of expenses of the said inquiry. Presented 17th March, 1913.—*Mr. Brouillard*... ..*Not printed.*
- 61 (9r). Return to an Order of the House of the 15th January, 1913, for a copy of all charges, correspondence, letters, telegrams and other documents relative to the dismissal of John G. Morrison, fishery inspector at Englishtown, in the riding of North Cape Breton and Victoria, and of the evidence taken and report of investigation held by H. P. Duchemin, in regard to same, and a detailed statement of the expenses of such investigation. Presented 18th March, 1913.—*Mr. Kyte*... ..*Not printed.*

 CONTENTS OF VOLUME 27—*Continued.*

- 61 (9s). Return to an Order of the House of the 29th January, 1913, for a copy of all charges, correspondence, letters, telegrams and other documents relating to the dismissal of Edward Landry, lightkeeper, Petite de Grat, Richmond County, N.S., and of all evidence taken and report of investigation held by H. P. Duchemin, in regard to the same; also a detailed statement of the expenses of such investigation. Presented 18th March, 1913.—*Mr. Kyte*... ..*Not printed.*
- 61 (9t). Return to an Order of the House of the 27th January, 1913, for a copy of all documents, petitions, letters, correspondence, inquiries and reports concerning the dismissal of Evariste Talbot, employed in the general freight office of the Inter-colonial. Presented 18th March, 1913.—*Mr. Lapointe (Kamouraska)*.....*Not printed.*
- 61 (9u). Return to an Order of the House of the 29th January, 1913, for a copy of all letters, petitions, telegrams, complaints, evidence, reports and other papers and documents in the possession of the Department of Railways or any department of the government, relating to the dismissal of Philip H. Ryan, an employee of the Inter-colonial railway at Mulgrave, N.S., and if there was an investigation, the names of all witnesses examined, a copy of the evidence, and a detailed statement of the expenses of such investigation. Presented 18th March, 1913.—*Mr. Sinclair*..*Not printed.*
- 61 (9v). Return to an Order of the House of the 3rd February, 1913, for a return showing how many postmasters and other post office employees were removed from office respectively, from the 1st of July, 1896, to the 1st of October, 1911, and the number in each province; and from the 10th of October, 1911, up to date, with the number in each province; also the number of post offices in operation in each province on the 1st July, 1896. Presented 26th March, 1913.—*Mr. Rainville*.....*Not printed.*
- 61 (9w). Return to an Address to His Royal Highness the Governor General of the 3rd February, 1913, for a copy of all orders in council, and of all letters, telegrams, complaints, petitions and of all other documents of any kind, in the possession of the government, or of any department or official thereof, in any way relating to or concerning the dismissal of Dr. Clarence T. Campbell, post office inspector at London, Ontario. Presented 26th March, 1913.—*Mr. Ross*.....*Not printed.*
- 61 (9x). Return to an Order of the House of the 9th December, 1912, for a return showing the number of postmasters that have been dismissed in the County of Missisquoi since 1st October, 1911, the names of the postmasters who have been appointed to succeed them, the cause of the dismissals and a copy of all complaints and correspondence with respect to the same, and of all reports of investigations where such have been held. Presented 26th March, 1913.—*Mr. Kay*.....*Not printed.*
- 61 (9y). Return to an Order of the House of the 27th January, 1913, for a copy of all letters, petitions, telegrams, complaints, evidence, reports and other papers and documents in the possession of the Post Office Department, regarding any change in any post office or postmastership in Bonaventure County, between 5th December, 1912, up to date. Presented 26th March, 1913.—*Mr. Marcil (Bonaventure)*.....*Not printed.*
- 61 (9z). Return to an Address to His Royal Highness the Governor General of the 9th December, 1912, for a copy of all papers, documents, correspondence, orders in council, &c., relative to the dismissal of S. A. Johnson, late postmaster at Petite Rivière, Lunenburg County, N.S. Presented 26th March, 1913.—*Mr. MacLean (Halifax)*.
Not printed.

 CONTENTS OF VOLUME 27—*Continued.*

- 61 (10a). Return to an Order of the House of the 9th December, 1912, for a copy of all charges, correspondence, letters, telegrams, and other documents relative to the dismissal of Murdock McKenzie, postmaster at Millville Boulardarie, Nova Scotia, in the riding of North Cape Breton and Victoria. Presented 26th March, 1913.—*Mr. McKenzie* *Not printed.*
- 61 (10b). Return to an Order of the House of the 9th December, 1912, for a copy of all documents, correspondence and telegrams relating to the dismissal of James Stewart, postmaster at Middleton, Antigonish County, and the appointment of his successor. Presented 26th March, 1913.—*Mr. Chisholm (Antigonish)*..... *Not printed*
- 61 (10c). Return to an Order of the House of the 9th December, 1912, for a copy of all correspondence, telegrams and reports relating to the dismissal of Lauchlin McNeil, postmaster at New France, County of Antigonish, and the appointment of his suc- Presented 26th March, 1913.—*Mr. Chisholm (Antigonish)*..... *Not printed.*
- 61 (10d). Return to an Order of the House of the 9th December, 1912, for a copy of all charges, correspondence, letters, telegrams, and other documents relative to the dismissal of Frank Dunlop, postmaster at Groves Point, Nova Scotia, in the riding of North Cape Breton and Victoria, and of the evidence taken and report of investigation held by H. P. Duchemin, in regard to same, and a detailed statement of the expense of such investigation. Presented 26th March, 1913.—*Mr. McKenzie.*
Not printed.
- 61 (10e). Return to an Order of the House of the 10th December, 1912, for a copy of all letters, telegrams, complaints, petitions and other documents relating to the investigation of A. W. Salsman, postmaster at Middle Country Harbour, N.S., and to the appointment of his successor. Presented 26th March, 1913.—*Mr. Sinclair.*
Not printed.
- 61 (10f). Return to an Order of the House of the 9th December, 1912, for a copy of all charges, correspondence, letters, telegrams and other documents relating to the dismissal of Richard Conroy, postmaster at Cross Roads, County Harbour, Guysborough County, N.S., and of all evidence taken and report of investigation held by H. P. Duchemin, in regard to the same; also a detailed statement of the expenses of such investigation. Presented 26th March, 1913.—*Mr. Sinclair*..... *Not printed.*
- 61 (10g). Return to an Order of the House of the 9th December, 1912, for a copy of all charges, correspondence, letters, telegrams and other documents relating to the dismissal of Abner Carr, postmaster at St. Francis Harbour, Guysborough County, N.S., and of all evidence taken and report of investigation held by H. P. Duchemin, in regard to the same; also a detailed statement of expenses of such investigation. Presented 26th March, 1913.—*Mr. Sinclair*..... *Not printed.*
- 61 (10h). Return to an Order of the House of the 11th December, 1912, for a copy of all charges, correspondence, letters, telegrams and other documents relating to the dismissal of Parker Sangster, postmaster, Upper New Harbour, Guysborough County, NS., and of all evidence taken and report of investigation held by H. P. Duchemin, in regard to the same; also a detailed statement of the expenses of such investigation. Presented 26th March, 1913.—*Mr. Sinclair*..... *Not printed.*
- 61 (10i). Return to an Address to His Royal Highness the Governor General of the 4th December, 1912, for a copy of all correspondence, orders in council and all other papers or documents in any way relating to the dismissal of Alexander Marion, from the position of postmaster at Rockland, Ontario. Presented 26th March, 1913.—*Mr. Murphy* *Not printed.*

 CONTENTS OF VOLUME 27—*Continued.*

- 61 (10j). Return to an Order of the House of the 4th December, 1912, for a copy of the evidence taken and the report made by each commissioner appointed since 1st of November, 1911, to conduct an investigation into charges of offensive partizanship made against postmasters in the County of Russell. Presented 26th March, 1913.—*Mr. Murphy* *Not printed.*
- 61 (10k). Return to an Order of the House of the 9th December, 1912, for a copy of all papers, documents, evidence, reports, findings and correspondence, relating to the dismissal of Mathew Boutilier, recently postmaster at Mushaboom, Halifax County, N.S. Presented 26th March, 1913.—*Mr. MacLean (Halifax)*..... *Not printed*
- 61 (10l). Return to an Order of the House of the 29th January, 1913, for a return showing the names of the postmasters in the County of Joliette, who have been dismissed from 1896 to September, 1911; their respective parishes; dates of their dismissals; the reasons alleged; whether an inquiry was made in each case; on whose recommendation in each case the dismissals were made; names of successors in each case, and on whose recommendation were they appointed. Presented 26th March, 1913.—*Mr. Guilbault.*
Not printed.
- 61 (10m). Return to an Order of the House of the 29th January, 1913, for a copy of all papers, documents, evidence, reports, letters, correspondence, &c., relating to the dismissal of T. Doane Crowell, postmaster at Shag Harbour, Shelburne County, N.S., and the appointment of his successor. Presented 26th March, 1913.—*Mr. Law.*
Not printed
- 61 (10n). Return to an Order of the House of the 22nd January, 1913, for a return showing the postmasters who have been dismissed in the County of Vaudreuil, the date of their appointment, the cause of their dismissal and by whom their dismissal was requested. Presented 26th March, 1913.—*Mr. Boyer*..... *Not printed.*
- 61 (10o). Return to an Order of the House of the 29th January, 1913, for a copy of all papers, documents, letters, correspondence, &c., relating to the dismissal of Mrs. Spinney, postmistress at Upper Port La Tour, Shelburne County, N.S. Presented 26th March, 1913.—*Mr. Law*..... *Not printed.*
- 61 (10p). Return to an Order of the House of the 29th January, 1913, for a return showing the number of postmasters dismissed in the County of Rimouski since 21st September, 1911, giving their names. Presented 26th March, 1913.—*Mr. Lapointe (Kamouraska)* *Not printed.*
- 61 (10q). Return to an Order of the House of the 4th December, 1912, for a return showing the detail and number of dismissals from public offices by the present government to this date in the riding of Wright, giving the names of the dismissed occupants, the reasons for their dismissal, the complaints against such officials, and a copy of all correspondence with respect to the same, with all reports of investigations where such were held. Presented 27th March, 1913.—*Mr. Devlin*..... *Not printed*
- 61 (10r). Return to an Order of the House of the 29th January, 1913, for a copy of all charges, correspondence, letters, telegrams and other documents relating to the dismissal of John R. McLennan, janitor of the public building at Inverness Town, Inverness County, Nova Scotia, and of the evidence taken and report of investigation held by Mr. H. P. Duchemin, in regard to the same; also a detailed statement of the expenses of such investigation. Presented 28th March, 1913.—*Mr. Chisholm (Inverness)*..... *Not printed.*

 CONTENTS OF VOLUME 27—*Continued.*

- 61 (10s). Return to an Order of the House of the 29th January, 1913, for a copy of all letters, and other documents relating to the dismissal of James Arbuckle, caretaker of the public buildings at Pictou, and the appointment of two successors in his stead Presented 28th March, 1913.—*Mr. Macdonald*.....*Not printed.*
- 61 (10t). Return to an Order of the House of the 9th December, 1912, for a copy of all charges, correspondence, letters, telegrams, and other documents relative to the dismissal of Mary Dunlop, telegraph operator at Groves Point, Cape Breton County, Nova Scotia, in the riding of North Cape Breton and Victoria. Presented 28th March, 1913.—*Mr. McKenzie**Not printed.*
- 61 (10u). Return to an Order of the House of the 4th December, 1912, for a return showing the foremen employed at the various public works in the County of Gloucester on the 21st of September, 1911, who have been dismissed since by the present administration, containing their names, reasons of dismissal, nature of the charges made against them, also a copy of all correspondence connected with the same and reports of inquiries, in cases where such inquiries have been instituted. Presented 28th March, 1913.—*Mr. Turgeon*.....*Not printed*
- 61 (10v). Return to an Order of the House of the 3rd February, 1913, for a copy of all letters, telegrams, papers and documents relative to the dismissal of Captain Lyons of the dredge *Northumberland*, and the appointment of his successor. Presented 28th March, 1913.—*Mr. Macdonald*.....*Not printed.*
- 61 (10w). Return to an Address to His Royal Highness the Governor General of the 4th December, 1912, for a copy of all correspondence, orders in council and all other papers or documents in any way relating to the dismissal of James McCartin, from the position of inspector of the concrete work forming part of the contract for the construction of the The Plaza at the City of Ottawa Presented 28th March, 1913.—*Mr. Murphy**Not printed.*
- 61 (10x). Return to an Order of the House of the 29th January, 1913, for a copy of all charges, correspondence, letters, telegrams and other documents relating to the dismissal of Robert C. Morrison, postmaster at St. Peters, Richmond County, N.S., and of the evidence taken and report of investigation held by H. P. Duchemin, in regard to the same; also a detailed statement of the expenses of such investigation, together with a copy of all recommendations, letters, telegrams and other papers relating to the appointment of Mr. Morrison's successor. Presented 31st March, 1913.—*Mr. Kyte.*
Not printed
- 61 (10y). Return to an Order of the House of the 9th December, 1912, for a copy of all charges, correspondence, letters, telegrams, and other documents relative to the dismissal of Richard Dugas, storm signal attendant at Groves Point, Nova Scotia, in the riding of North Cape Breton and Victoria. Presented 28th March, 1913.—*Mr. McKenzie.*
names of the*Not printed.*
the expenses of
- 61 (10z). Return to an Order of the House of the 20th January, 1913, for a return showing the names of all officials of the Marine and Fisheries Department who have been dismissed or removed in the County of Pictou, the reasons of the same, the evidence taken at any investigation held in regard to them, and the reports of said investigations, the names of their successors, and a copy of all letters, charges, complaints and recommendations from any person or persons in regard to the said removals or dismissals, or in regard to the appointment of their successors. Presented 4th April 1913.—*Mr. Macdonald*.....*Not printed*

 CONTENTS OF VOLUME 27—*Continued.*

- 61 (11a). Return to an Order of the House of the 3rd March, 1913, for a copy of all charges, correspondence, letters, telegrams and other documents relating to the dismissal of William L. Munro, lightkeeper at White Head, Guysborough County, N.S., and of all evidence taken and report of investigation held by H. P. Duchemin, in regard to the same; also a detailed statement of the expenses of such investigation. Presented 4th April, 1913.—*Mr. Sinclair*.....*Not printed.*
- 61 (11b). Return to an Order of the House of the 29th January, 1913, for a copy of all letters, telegrams, correspondence, reports and documents touching the dismissals of Alexander R. McAdam as fishery officer for the County of Antigonish, N.S., and the appointment of his successor. Presented 4th April, 1913.—*Mr. Chisholm (Antigonish)*.
Not printed.
- 61 (11c). Return to an Order of the House of the 19th February, 1913, for a copy of all letters, petitions, telegrams, complaints, evidence, reports and other papers and documents in the possession of the Marine and Fisheries Department, or any department of the government, relating to the dismissal of Stephen C. Richard, lightkeeper at Charlots Cove, N.S., and if there was an investigation, the names of all witnesses examined, a copy of the evidence, and a detailed statement of the expenses of such investigation. Presented 4th April, 1913.—*Mr. Sinclair*.....*Not printed.*
- 61 (11d). Supplementary to an Order of the House of the 7th February, 1912, for a return showing for each department of the government the names, post office addresses, offices, employment, and salaries of all persons employed either in the inside or outside service thereof, and of such persons not in the Civil Service, employed by the government in any department, on the tenth day of October, 1911, who have been removed from office or employment by dismissal; specifying in each case the manner of and grounds of such dismissals and the length of notice given to the persons removed, and also indicating in each case whether an inquiry was or was not held prior to such dismissal. Presented 7th April, 1913.—*Mr. Kyte*.....*Not printed.*
- 61 (11e). Return to an Order of the House of the 7th December, 1912, for a return showing the public officers removed by the present government in the district of Lotbinière, with the names and duties of such persons, the reasons of their dismissal, the nature of the complaints made against them, also a copy of all correspondence relating thereto and reports of inquiries in the cases where such inquiries have been held. Presented 9th April, 1913.—*Mr. Fortier*.....*Not printed.*
- 61 (11f). Return to an Order of the House of the 29th January, 1913, for a copy of all complaints and charges made against Miss Gertie Lewis, as postmistress at Main-a-dieu, Cape Breton South, N.S., and of all letters, telegrams and correspondence relating in any way to her dismissal and the appointment of a successor. Presented 9th April, 1913.—*Mr. Carroll*.....*Not printed.*
- 61 (11g). Return to an Order of the House of the 11th December, 1912, for a copy of all correspondence with respect to the dismissal of John Taylor, late postmaster at Carnduff, Sask., and of all reports of investigation held, &c. Presented 9th April, 1913.—*Mr. Turriff*.....*Not printed.*
- 61 (11h). Return to an Order of the House of the 29th January, 1913, for a copy of all charges, correspondence, letters, telegrams and other documents relating to the dismissal of Frederick Mitchell, from the position of postmaster at Dominion, Cape Breton South, N.S., and of the evidence taken and reports of investigation held by H. P. Duchemin, in regard to the same. Presented 9th April, 1913.—*Mr. Carroll*.
Not printed.

CONTENTS OF VOLUME 27—*Continued.*

- 61 (11i). Return to an Order of the House of the 29th January, 1913, for a copy of all papers, letters, telegrams and other correspondence relating to the dismissal of Thomas J. Sears, postmaster at Lochaber, N.S., and the appointment of his successor; of the evidence taken, and of the report thereon made by Commissioner Duchemin, on the charges, if any, made against the dismissed postmaster. Presented 9th April, 1913.—*Mr. Chisholm (Antigonish)*.. . . .*Not printed.*
- 61 (11j). Return to an Order of the House of the 29th January, 1913, for a copy of all correspondence, letters, telegrams, papers and other documents in connection with the dismissal of the postmaster at Alsask, Saskatchewan. Presented 9th April, 1913.—*Mr. Knowles*.....*Not printed*
- 61 (11k). Return to an Order of the House of the 3rd March, 1913, for a copy of all letters, telegrams, instructions and other papers and documents in the possession of the Department of Marine and Fisheries, or any officer thereof, relating to the dismissal or appointment of fishery guardians or fishery officers, in the County of Guysborough, N.S., bearing date since the 10th day of October, 1911. Presented 9th April, 1913.—*Mr. Sinclair*.....*Not printed*
- 61 (11l). Return to an Order of the House of the 11th December, 1912, for a copy of all complaints and charges made against John R. Morrison, postmaster at Oban, Richmond County, N.S., and of all letters, telegrams and correspondence relating in any way to his dismissal, and the appointment of a successor. Presented 14th April, 1913.—*Mr. Kyle*.....*Not printed.*
- 61 (11m). Return to an Order of the House of the 11th December, 1912, for a copy of all charges, correspondence, letters, telegrams and other documents relating to the dismissal of A. G. McDonald, postmaster of North East Margaree, Inverness County, Nova Scotia, and of the evidence taken and report of investigation held by H. P. Duchemin, in regard to the same; also a detailed statement of the expenses of such investigation. Presented 14th April, 1913.—*Mr. Chisholm (Inverness)*..*Not printed.*
- 61 (11n). Return to an Order of the House of the 9th December, 1912, for a return showing in detail the number of dismissals from public office by the present government to this date, in the constituency of Qu'Appelle, with the names of the dismissed officers, and the reason for their dismissal, the complaints against such officials and a copy of all correspondence, petitions, papers and documents with respect to the same, and of all notes of evidence and reports of investigations in cases where they have taken place. Presented 14th April, 1913.—*Mr. Thomson (Qu'Appelle)*.....*Not printed.*
- 61 (11o). Return to an Order of the House of the 29th January, 1913, for a copy of all letters, petitions, telegrams, complaints, evidence, reports and other papers and documents in the possession of the Department of Marine and Fisheries or any department of the government, relating to the dismissal of David Reid, fishery officer at Port Hilford, N.S., and if there was an investigation, the names of the witnesses examined, a copy of the evidence, and a detailed statement of the expenses of each investigation. Presented 15th April, 1913.—*Mr. Sinclair*.....*Not printed.*
- 61 (11p). Return to an Order of the House of the 15th January, 1913, for a copy of all charges, correspondence, letters, telegrams and other documents relating to the dismissal of Robert Musgrave, postmaster at North Sydney, in the riding of North Cape Breton and Victoria, and of the evidence taken and report of investigation held by H. P. Duchemin, in regard to same, and a detailed statement of the expenses of such investigation. Presented 15th April, 1913.—*Mr. McKenzie*.....*Not printed.*

CONTENTS OF VOLUME 27—*Continued.*

- 61 (11q). Return to an Order of the House of the 11th December, 1912, for a copy of all charges, correspondence, letters, telegrams and other documents relating to the dismissal of A. D. Archibald, postmaster at Glenelg, Guysborough County, N.S., and of all evidence taken and report of investigation held by H. P. Duchemin in regard to the same; also a detailed statement of the expenses of such investigation. Presented 15th April, 1913.—*Mr. Chisholm (Inverness)*.....Not printed
- 61 (11r). Return to an Order of the House of the 11th December, 1912, for a copy of all charges, correspondence, letters, telegrams and other documents relating to the dismissal of Leon N. Poirier, postmaster at Descouse, Richmond County, N.S., and of the evidence taken and of the reports of investigation held by H. P. Duchemin in regard to the same and a detailed statement of the expenses of such investigation; and a copy of all papers relating to the appointment of his successor. Presented 15th April, 1913.—*Mr. Kyte*.....Not printed.
- 61 (11s). Return to an Order of the House of the 11th December, 1912, for a copy of all charges, correspondence, letters, telegrams and other documents relating to the dismissal of Norman McAskill, postmaster at Framboise, Richmond County, N.S., and of the evidence taken and of the report of investigation held by H. P. Duchemin in regard to the same, and a detailed statement of the expenses of such investigation; and a copy of all papers relating to the appointment of his successor. Presented 15th April, 1913.—*Mr. Kyte*.....Not printed.
- 61 (11t). Return to an Order of the House of the 11th December, 1912, for a copy of all papers, documents and correspondence relating to the dismissal of A. T. Doucet, postmaster and collector of customs at Salmon River, Digby County, N.S. Presented 15th April, 1913.—*Mr. Maclean (Halifax)*.. . . .Not printed.
- 61 (11u). Return to an Order of the House of the 29th January, 1913, for a copy of all complaints and charges made against Mrs. Annie Gallivan, as postmistress at Whitney Pier, Cape Breton South, Nova Scotia, and of all letters, telegrams and correspondence relating in any way to her dismissal and the appointment of a successor. Presented 15th April, 1913.—*Mr. Carroll*.....Not printed.
- 61 (11v). Return to an Order of the House of the 29th January, 1913, for a copy of all charges, correspondence, letters, telegrams and other documents relating to the dismissal of Wm. J. Paquet, postmaster at Souris, P.E.I. Presented 15th April, 1913.—*Mr. Hughes (Kings, P.E.I.)*.. . . .Not printed.
- 61 (11w). Return to an Order of the House of the 27th January, 1913, for a copy of all documents, correspondence, petitions and recommendations, &c., relating to the dismissal of the postmaster at St. Anaclet, County of Rimouski, during the year 1912, and of the appointment of his successor. Presented 15th April, 1913.—*Mr. Lapointe (Kamouraska)*.. . . .Not printed
- 61 (11x). Return to an Order of the House of the 29th January, 1913, for a copy of all charges, correspondence, letters, telegrams and other documents relating to the dismissal of George Gunn, postmaster at French Village, Prince Edward Island. Presented 15th April, 1913.—*Mr. Hughes (Kings, P.E.I.)*.. . . .Not printed.
- 61 (11y). Return to an Order of the House of the 4th December, 1912, for a return showing the detail and number of dismissals from public offices by the present government to this date in the riding of Mackenzie, together with the names of the dismissed occupants, the reasons for their dismissal, the complaints against such officials, and a copy of all correspondence with respect to the same, and of all reports of investigations, where any such were held. Presented 15th April, 1913.—*Mr. Cash*..Not printed.

 CONTENTS OF VOLUME 27—*Continued.*

- 61 (11z). Return to an Order of the House of the 7th April, 1913, for a copy of all charges investigated by Commissioner W. J. Code, and also of the evidence taken and the report made by the said commissioner. Presented 16th April, 1913.—*Mr. Murphy.*
Not printed.
- 61 (12a). Return to an Order of the House of the 29th January, 1913, for a copy of all charges, correspondence, letters, telegrams and other documents relating to the dismissal of D. F. McLean, fishery overseer at Port Hood, Inverness County, N.S., and of the evidence taken and report of investigation held by H. P. Duchemin, in regard to the same; also a detailed statement of the expenses of such investigation. Presented 16th April, 1913.—*Mr. Chisholm (Inverness).*.....*Not printed*
- 61 (12b). Return to an Order of the House of the 11th December, 1912, for a copy of all charges, correspondence, letters, telegrams and other documents relating to the dismissal of J. Scott Nelson, postmaster at Louisdale, Richmond County, N.S., and of the evidence taken and report of investigation held by H. P. Duchemin, in regard to the same, and a detailed statement of the expenses of such investigation; and a copy of all papers relating to the appointment of his successor. Presented 16th April, 1913.—*Mr. Kyte.*.....*Not printed*
- 61 (12c). Return to an Order of the House of the 29th January, 1913, for a copy of all charges, correspondence, letters, telegrams and other documents relating to the dismissal of Joseph McMullen, from the post office at Bridgeport, Cape Breton South, Nova Scotia, and of evidence taken and reports of investigation held by H. P. Duchemin, in regard to the same. Presented 16th April, 1913.—*Mr. Carroll.*....*Not printed.*
- 61 (12d). Return to an Order of the House of the 11th December, 1912, for a copy of all charges, correspondence, letters, telegrams and other documents relating to the dismissal of Frederick A. Martell, postmaster at L'Ardoise, Richmond County, N.S., and of the evidence taken and of the reports of investigation held by H. P. Duchemin, in regard to the same, and a detailed statement of the expenses of such investigation; and a copy of all papers relating to the appointment of his successor. Presented 16th April, 1913.—*Mr. Kyte.*.....*Not printed.*
- 61 (12e). Return to an Order of the House of the 11th December, 1912, for a copy of all representations, statements and complaints as to political activity made against John A. Macdonald, postmaster at McArras Brook, Antigonish County, and of all correspondence relating to the charges made against him and of the report of Commissioner Duchemin on said charges. Presented 16th April, 1913.—*Mr. Chisholm (Antigonish).*.....*Not printed*
- 61 (12f). Return to an Address to His Royal Highness the Governor General of the 7th December, 1911, for a copy of all papers, correspondence and orders in council in connection with and relating to the dismissal from office of public officials from each of the departments of government since the 1st day of October last past, including both Inside and Outside Service. Presented 18th April, 1913.—*Mr. Carvell.*.....*Not printed.*
- 61 (12g). Return to an Address to His Royal Highness the Governor General of the 3rd March, 1913, for a copy of all papers, documents, correspondence, evidence, order in council, &c., relative to the dismissal of Edward Doucett, sub-collector of customs, Digby County, N.S. Presented 21st April, 1913.—*Mr. McLean (Halifax).*
Not printed.
- 61 (12h). Return to an Address to His Royal Highness the Governor General of the 3rd March, 1913, for a copy of all papers, documents, correspondence, evidence, orders in council, &c., relative to the dismissal of Mr. LeBlanc, sub-collector of customs, Church Point, Digby County, N.S. Presented 21st April, 1913.—*Mr. McLean (Halifax).*
Not printed

61 (12i). Return to an Order of the House of the 19th March, 1913, for a copy of all charges, correspondence, letters, telegrams and other documents relating to the dismissal of John C. Bourinot, chief customs officer at Port Hawkesbury, Inverness County, Nova Scotia, and of the evidence taken and report of investigation held by Mr. H. P. Duchemin, in regard to the same; also a detailed statement of the expenses of such investigation. Presented 21st April, 1913.—*Mr. Chisholm (Inverness)*.
Not printed.

61 (12j). Return to an Order of the House of the 21st March, 1913, for a copy of all charges, evidence, correspondence, letters and telegrams in the Department of Railways and Canals since the 21st day of September, 1911, relating to the dismissal of Alexander E. Morrison, Point Tupper, N.S., from the service of the Intercolonial railway, and of all recommendations for the appointment of his successor. Presented 21st April, 1913.—*Mr. Kyte*.. . . .Not printed

61 (12k). Return to an Order of the House of the 3rd February, 1913, for a copy of all letters, telegrams, reports and other papers and documents received from the officers of the Canadian Brotherhood of Railway Employees, by the Department of Labour, or of the Department of Railways and Canals, between the 1st day of January, 1912 and the 25th day of January, 1913, relating to investigations and dismissals of employees for political partizanship, and of the replies thereto. Presented 22nd April, 1913.—*Mr. Sinclair*.....Not printed.

61 (12l). Return to an Order of the House of the 31st March, 1913, for a copy of all complaints and charges against James Falconer, of Newcastle, County of Northumberland, New Brunswick, as correspondent of the *Labour Gazette* at Newcastle, and of all letters, telegrams and other correspondence relating in any way to his dismissal and the appointment of a successor. Presented 22nd April, 1913.—*Mr. Loggie*..Not printed.

61 (12m). Return to an Order of the House of the 19th March, 1913, for a copy of all charges, correspondence, letters, telegrams and other documents relating to the dismissal of John B. Chisholm, lightkeeper at Port Hastings, Inverness County, Nova Scotia, and the evidence taken and report of investigation held by Mr. H. P. Duchemin, in regard to the same; also a detailed statement of the expenses of such investigation. Presented 24th April, 1913.—*Mr. Chisholm (Inverness)*.....Not printed

61 (12n). Return to an Order of the House of the 7th April, 1913, for a copy of all correspondence, telegrams, charges and other documents, relating to the dismissal of Epi phane Nadeau, immigration agent at St. Leonard, Victoria County, N.B. Presented 25th April, 1913.—*Mr. Michaud*.. . . .Not printed.

61 (12o). Return to an Order of the House of the 31st March, 1913, for a copy of all charges, correspondence, letters, telegrams, and other documents relative to the dismissal of D. J. Morrison, boatman in the customs service at Big Bras D'or, North Cape Breton and Victoria, N.S., and of the evidence taken and of reports of the investigation held by H. P. Duchemin, in regard to the same, with a detailed statement of expenses of such investigation. Presented 25th April, 1913.—*Mr. McKenzie*.
Not printed

61 (12p). Return to an Order of the House of the 31st March, 1913, for a copy of all charges, correspondence, letters, telegrams, and other documents relative to the dismissal of Rod McLeod, boatman in the customs service at Big Bras D'or, North Cape Breton and Victoria, N.S., and of the evidence taken and of reports of the investigation held by H. P. Duchemin, in regard to the same, with a detailed statement of expenses of such investigation. Presented 25th April, 1913.—*Mr. McKenzie*.
Not printed

 CONTENTS OF VOLUME 27—*Continued.*

- 61 (12q). Return to an Order of the House of the 11th December, 1912, for a copy of all charges, correspondence, letters, telegrams and other documents relating to the dismissal of D. McLachlin, postmaster at Marble Mountain, Inverness County, Nova Scotia, and of the evidence taken and report of investigation held by H. P. Duchemin in regard to the same; also a detailed statement of the expenses of such investigation. Presented 25th April, 1913.—*Mr. Chisholm (Inverness)*.. . . .*Not printed.*
- 61 (12r). Return to an Order of the House of the 11th December, 1912, for a copy of all charges, correspondence, letters, telegrams and other documents relating to the dismissal of Abram LeBlanc, postmaster at West Arichat, Richmond County, N.S., and of the evidence taken and reports of investigation held by H. P. Duchemin in regard to the same and a detailed statement of the expenses of such investigation, and a copy of all papers relating to the appointment of his successor. Presented 25th April, 1913.—*Mr. Kyte*.....*Not printed.*
- 61 (12s). Return to an Order of the House of the 11th December, 1912, for a copy of all correspondence, letters, telegrams and other documents relating to the dismissal of Charles J. Lafford, postmaster at Grand Grove, Richmond County, N.S., and of all evidence taken and report of investigation held by H. P. Duchemin in regard to the same; also a detailed statement of the expenses of such investigation. Presented 25th April, 1913.—*Mr. Kyte*.....*Not printed.*
- 61 (12t). Return to an Order of the House of the 11th December, 1912, for a copy of all charges, correspondence, letters, telegrams and other documents relating to the dismissal of W. S. Lawrence, postmaster at Margrave Harbour, Inverness County, Nova Scotia, and of the evidence taken and report of investigation held by H. P. Duchemin in regard to the same; also a detailed statement of the expenses of such investigation. Presented 25th April, 1913.—*Mr. Chisholm (Inverness)*.. . . .*Not printed.*
- 61 (12u). Return to an Order of the House of the 11th December, 1912, for a copy of all charges, correspondence, letters, telegrams and other documents relating to the dismissal of John K. McDonald, postmaster at Whycoemagh, Inverness County, Nova Scotia, and of the evidence taken and report of investigation held by H. P. Duchemin, in regard to the same; also a detailed statement of the expenses of such investigation. Presented 25th April, 1913.—*Mr. Chisholm (Inverness)*.....*Not printed.*
- 61 (12v). Return to an Order of the House of the 31st March, 1913, for a copy of all charges, correspondence, letters, telegrams and other documents relating to the dismissal of Captain P. J. Wilcox, from the customs office at Louisburg, Cape Breton South, Nova Scotia, and of evidence taken and reports of investigations held by H. P. Duchemin, in regard to the same. Presented 29th April, 1913.—*Mr. Carroll.*
Not printed.
- 61 (12w). Return to an Order of the House of the 31st March, 1913, for a copy of all charges, correspondence, letters, telegrams and other documents relating to the dismissal of M. J. McKennon, from the customs office at Glace Bay, Cape Breton South, Nova Scotia, and of evidence taken and reports of investigation held by H. P. Duchemin, in regard to the same. Presented 29th April, 1913.—*Mr. Carvell*.....*Not printed.*
- 61 (12x). Return to an Order of the House of the 9th December, 1912, for a copy of all charges, correspondence, letters, telegrams and other documents relative to the dismissal of Captain John Arsenault, telegraph line repairer at Alder Point, Cape Breton, in the riding of North Cape Breton and Victoria, and of the evidence taken and report of investigation held by H. P. Duchemin, in regard to same, and a detailed statement of the expenses of such investigation. Presented 29th April, 1913.—*Mr. McKenzie.*
Not printed.

CONTENTS OF VOLUME 27—*Continued.*

- 61 (12y). Return to an Order of the House of the 9th December, 1912, for a copy of all charges, correspondence, letters, telegrams and other documents relating to the dismissal of Mrs. John Arsenault, telegraph operator at Alder Point, N.S., in the riding of North Cape Breton and Victoria. Presented 2nd May, 1913.—*Mr. McKenzie.*
Not printed
- 61 (12z). Return to an Order of the House of the 29th January, 1913, for a copy of all letters, petitions, telegrams, complaints, evidence, reports and other papers and documents in the possession of the Department of Railways and Canals or any department of the government, relating to the dismissal of A. J. Wilkinson, at Mulgrave, N.S. and if there was an investigation, the names of all witnesses examined and a detailed statement of the expenses of such investigation. Presented 2nd May, 1913.—*Mr. Sinclair.*.....*Not printed.*
- 61 (13a). Charges made against Mr. H. A. Bayfield, superintendent of dredging, British Columbia.—(*Senate*).. . . .*Not printed.*
- 61 (13b). Return to an Order of the House of the 31st March, 1913, for a copy of all charges, correspondence, letters, telegrams and other documents relating to the dismissal of H. G. McKay, lighthouse keeper at Bird Island, Big Bras D'or, North Cape Breton and Victoria, and of the evidence taken, and of reports of the investigation held by H. P. Duchemin, in regard to the same, with a detailed statement of expenses of such investigation. Presented 5th May, 1913.—*Mr. McKenzie.*.....*Not printed.*
- 61 (13c). Return to an Order of the House of the 10th March, 1913, for a copy of all reports, charges, and correspondence in the office of the Department of Marine and Fisheries relating to charges of political partizanship against Michael O'Brien, light-keeper at Bear Island, Richmond County, N.S., and of the instructions issued to H. P. Duchemin, commissioner, to investigate the same together with the Commissioner's report and finding thereon, and his expenses of holding such investigations. Presented 7th May, 1913.—*Mr. Kyte.*.....*Not printed.*
- 61 (13d). Return to an Order of the House of the 17th February, 1913, for a copy of all correspondence, letters, telegrams, reports, recommendations and other documents bearing on or having relation to the dismissal of J. H. Leduc, as medical port officer of the port of Three Rivers, P.Q. Presented 7th May, 1913.—*Mr. Bureau.*.....*Not printed.*
- 61 (13e). Return to an Order of the House of the 29th January, 1913, for a copy of all charges, correspondence, letters, telegrams and other documents relating to the dismissal of Patrick Shea, postmaster at Tompkinsville, Guysborough County, N.S. Presented 7th May, 1913.—*Mr. Sinclair.*.....*Not printed.*
- 61 (13f). Return to an Order of the House of the 29th January, 1913, for a copy of all complaints and charges made against Elias Rawding, postmaster at Clementsport, Annapolis County, N.S., and of all letters, petitions, telegrams, and other correspondence relating in any way to his dismissal and the appointment of a successor. Presented 7th May, 1913.—*Mr. Sinclair.*.....*Not printed.*
- 61 (13g). Return to an Order of the House of the 29th January, 1913, for a copy of all charges, correspondence, letters, telegrams and other documents relating to the dismissal of Charles McLean, postmaster at Strathlorne, Inverness County, Nova Scotia Presented 7th May, 1913.—*Mr. Chisholm (Inverness).*.. . . .*Not printed.*
- 61 (13h). Return to an Order of the House of the 29th January, 1913, for a copy of all charges, correspondence, letters, telegrams and other documents relating to the dismissal of Angus R. McDonald, postmaster at Broad Cove Chapel, Inverness County, Nova Scotia. Presented 7th May, 1913.—*Mr. Chisholm (Inverness).*.. .*Not printed.*

 CONTENTS OF VOLUME 27—*Continued.*

- 61 (13i). Return to an Order of the House of the 29th January, 1913, for a copy of all charges, correspondence, letters, telegrams and other documents relating to the dismissal of John McPhail, postmaster at Scotsville, Inverness County, Nova Scotia. Presented 7th May, 1913.—*Mr. Chisholm (Inverness)*.....*Not printed.*
- 61 (13j). Return to an Order of the House of the 29th January, 1913, for a copy of all letters, telegrams, complaints, petitions or other documents of any kind received by the government, or any member or official thereof, relating to the conduct of J. Morgan, one time postmaster of the village of Ailsa Craig, Ontario, as such, and relating to an investigation into said conduct. Presented 7th May, 1913.—*Mr. Ross.*
Not printed
- 61 (13k). Return to an Order of the House of the 29th January, 1913, for a copy of all charges, correspondence, letters, telegrams and other documents relating to the dismissal of Roderick McLean, postmaster at Kenlock, Inverness County, Nova Scotia. Presented 8th May, 1913.—*Mr. Chisholm (Inverness)*.....*Not printed*
- 61 (13l). Return to an Order of the House of the 29th January, 1913, for a copy of all charges, correspondence, letters, telegrams and other documents relating to the dismissal of Allan Gillis, postmaster at Gillisdale, South West Margaree, Inverness County, Nova Scotia. Presented 8th May, 1913.—*Mr. Chisholm (Inverness).*
Not printed.
- 61 (13m). Return to an Order of the House of the 29th January, 1913, for a copy of all charges, correspondence, letters, telegrams and other documents relating to the dismissal of David Shaw, postmaster at Marsh Brook, North East Margaree, Inverness County, Nova Scotia. Presented 8th May, 1913.—*Mr. Chisholm (Inverness).*
Not printed.
- 61 (13n). Return to an Order of the House of the 29th January, 1913, for a copy of all papers concerning the investigation and dismissal of Helen Joubert, postmistress at Sayabec, Quebec. Presented 8th May, 1913.—*Mr. Lemieux*.....*Not printed.*
- 61 (13o). Return to an Order of the House of the 29th January, 1913, for a copy of all correspondence, letters, and telegrams between the Honourable Postmaster General or the Post Office Department, and any person or persons, relative to the dismissal or the request therefor of D. A. Redmond, until recently postmaster at Brinston, Ontario. Presented 8th May, 1913.—*Mr. Graham*.....*Not printed.*
- 61 (13p). Return to an Order of the House of the 29th January, 1913, for a copy of all charges, correspondence, letters, telegrams and other documents relating to the dismissal of Dan. McEachern, postmaster at McEachern's Mills, Broad Cove Chapel, Inverness County, Nova Scotia. Presented 8th May, 1913.—*Mr. Chisholm (Inverness).*
Not printed.
- 61 (13q). Return to an Order of the House of the 3rd February, 1913, for a copy of all charges, correspondence, letters, telegrams and other documents relative to the dismissal of Daniel Dunlop, postmaster at New Campbellton, riding of North Cape Breton and Victoria, N.S., and of the evidence taken and reports of the investigation held by H. P. Duchemin, in regard to same, with a detailed statement of expense of such investigation. Presented 8th May, 1913.—*Mr. McKenzie*.....*Not printed.*
- 61 (13r). Return to an Order of the House of the 15th January, 1913, for a copy of all papers, letters, telegrams, evidence and other documents regarding the dismissal of Arthur Armstrong, postmaster at Greenfield, Carleton County, N.B. Presented 8th May, 1913.—*Mr. Carvell*.....*Not printed.*

CONTENTS OF VOLUME 27—*Continued.*

- 61 (13s). Return to an Order of the House of the 3rd February, 1913, for a copy of all charges, correspondence, letters, telegrams and other documents relative to the dismissal of Alex. Matheson, postmaster at Boulardarie Centre, north riding Cape Breton and Victoria. Presented 8th May, 1913.—*Mr. McKenzie*.....*Not printed.*
- 61 (13t). Return to an Order of the House of the 15th January, 1913, for a copy of all charges, correspondence, letters, telegrams and other documents relating to the dismissal of Arthur Talbot, late postmaster at Robertsville, County of Megantic, Province of Quebec. Presented 8th May, 1913.—*Mr. Paquin*.....*Not printed.*
- 61 (13u). Dismissal of N. C. Lyster, late postmaster at Lloydminster, Sask.—(*Senate*).
Not printed.
- 61 (13v). Return to an Order of the House of the 2nd April, 1913, for a copy of all charges, correspondence, letters, telegrams and other documents relating to the dismissal of Mrs. Maggie Cameron, postmistress at Achosnach, Inverness County, Nova Scotia. Presented 9th May, 1913.—*Mr. Chisholm (Inverness)*.. . . .*Not printed.*
- 61 (13w). Return to an Order of the House of the 29th January, 1913, for a copy of all charges, correspondence, letters, telegrams and other documents relating to the dismissal of David Fraser, postmaster at North East Margaree, Inverness County, Nova Scotia. Presented 9th May, 1913.—*Mr. Chisholm (Inverness)*.. . . .*Not printed.*
- 61 (13x). Return to an Order of the House of the 29th January, 1913, for a copy of all charges, correspondence, letters, telegrams and other documents relating to the dismissal and retention of W. Stayley Porter, postmaster, Port Maitland, Yarmouth County, N.S., and of the evidence taken and report of investigation held by Charles Lane, in regard to the same; also a detailed statement of expenses of such investigation. Presented 9th May, 1913.—*Mr. Law*.....*Not printed.*
- 61 (13y). Return to an Order of the House of the 29th January, 1913, for a copy of all charges, telegrams and other documents relating to the dismissal of Alex. McQueen, postmaster at Kowstoke, Inverness County, Nova Scotia, and of the evidence taken and report of investigation held by H. P. Duchemin, in regard to the same; also a detailed statement of the expenses of such investigation. Presented 9th May, 1913.—*Mr. Chisholm (Inverness)**Not printed.*
- 61 (13z). Return to an Order of the House of the 3rd February, 1913, for a return showing the number of employees of the Department of Public Works who have been dismissed in the County of Berthier since the 21st September, 1911, giving the names of the said employees; if an inquiry was held in each case; on whose recommendation, in each case, these dismissals were made; the names of those appointed successors to these persons and on whose recommendation. Presented 12th May, 1913.—*Mr. Beland*
Not printed.
- 61 (14a). Return to an Order of the House of the 10th February, 1913, for a copy of all charges, correspondence, letters, telegrams and other documents in connection with the dismissal and retention of Jesse L. Morton, postmaster at Lower Argyle, N.S., and of the evidence taken and report of the investigation held by Mr. Lane, in regard to the same, also a detailed statement of the expenses of such investigation. Presented 20th May, 1913.—*Mr. Law*.....*Not printed.*
- 61 (14b). Return to an Order of the House of the 10th February, 1913, for a copy of all charges, correspondence, letters, telegrams and other documents in connection with the dismissal of Mrs. M. C. Gaudet, postmistress at West Pubnico, Yarmouth County, N.S., and of the evidence taken and report of the investigation held by Mr. Lane, in regard to same, and also a detailed statement of the expenses of such investigation. Presented 20th May, 1913.—*Mr. Law*.....*Not printed.*

 CONTENTS OF VOLUME 27—*Continued.*

- 61 (14e). Return to an Order of the House of the 28th April, 1913, for a copy of all charges, correspondence, telegrams, and other documents relative to the dismissal of John P. McKinnon, section foreman on the Intercolonial railway at Shubenacadie, in the riding of North Cape Breton and Victoria, N.S. Presented 20th May, 1913.—*Mr. McKenzie*.....*Not printed.*
- 61 (14d). Return to an Order of the House of the 15th January, 1913, for a copy of all papers, letters, telegrams, evidence and other documents regarding the dismissal of Mary A. Bohan, as postmistress at Bath, Carleton County, N.B. Presented 21st May, 1913.—*Mr. Carvell*.....*Not printed.*
- 61 (14e). Return to an Order of the House of the 15th January, 1913, for a copy of all papers, letters, telegrams, evidence and other documents regarding the dismissal of Edward Lafferty, postmaster at Benton, Carleton County, N.B. Presented 21st May, 1913.—*Mr. Carvell**Not printed.*
- 61 (14f). Return to an Order of the House of the 15th January, 1913, for a copy of all papers, letters, telegrams, evidence and other documents regarding the dismissal of Dennis McGaffigan, postmaster at Florenceville, Carleton County, N.B. Presented 21st May, 1913.—*Mr. Carvell*.....*Not printed.*
- 61 (14g). Return to an Order of the House of the 27th January, 1913, for a copy of all correspondence and documents bearing upon any change made or asked for in the employees of the Department of Marine and Fisheries in the County of Bonaventure between 5th December, 1912, up to date. Presented 27th May, 1913.—*Mr. Marcil (Bonaventure)*.. . . .*Not printed.*
- 61 (14h). Return to an Order of the House of the 15th January, 1913, for a copy of all charges, correspondence, letters, telegrams and other documents relating to the dismissal of J. A. McKenzie, postmaster at Ashfield, Inverness County, N.S. Presented 2nd June, 1913.—*Mr. Chisholm (Inverness)*.. . . .*Not printed.*
- 61 (14i). Return to an Order of the House of the 29th January, 1913, for a copy of all letters, petitions, telegrams, complaints, reports and other papers and documents in the possession of the Post Office Department, or any department of the government, relating to the dismissal of James Bowles, postmaster at Alder River, N.S., and if there was an investigation, the names of all the witnesses examined, a copy of the evidence, and a detailed statement of the expense of such investigation. Presented 2nd June, 1913.—*Mr. Sinclair*.....*Not printed.*
- 61 (14j). Return to an Order of the House of the 21st April, 1913, for a copy of all correspondence, complaints, reports, recommendations, petitions, certificates and other documents relating to the dismissal of Mr. Edmund Lacroix, as postmaster of the Parish of St. Joseph du Lac, County of Two Mountains, and the appointment of Rodrique Larocque, of the same place as postmaster. Presented 2nd June, 1913.—*Mr. Ethier*.....*Not printed.*
- 61 (14k). Return to an Order of the House of the 26th May, 1913, for a copy of all papers, letters, documents, reports and inquiry, relating to the lighthouse keeper of the Parish of Repentigny, County of L'Assomption. Presented 3rd June, 1913.—*Mr. Seguin*.....*Not printed.*
- 61 (14l). Return to an Order of the House of the 16th April, 1913, for a copy of all papers, documents, evidence, reports, &c., relating to the dismissal of B. C. Kanock, late shipping master at Lunenburg, N.S. Presented 4th June, 1913.—*Mr. McLean (Halifax)*.
Not printed.

CONTENTS OF VOLUME 27—*Continued.*

- 61 (14m). Return to an Order of the House of the 3rd March, 1913, for a copy of all complaints, accusations, correspondence, petitions and telegrams, respecting the dismissal of Ulric Thibaudau, agent for pilots at Quebec, and of all documents respecting the appointment of his successor, such as petitions, letters of recommendation, &c., and of the evidence and report made after the inquiry held by the inquiring commissioner; and also a detailed statement of the expenses caused by this inquiry. Presented 4th June, 1913.—*Mr. Delisle*.....*Not printed.*
- 61 (14n). Supplementary return to an Order of the House of the 20th January, 1913, for a return showing the names of all officials of the Marine and Fisheries Department who have been dismissed or removed in the County of Pictou, the reasons of the same, the evidence taken at any investigation held in regard to them, and the reports of said investigations, the names of their successors, and a copy of all letters, charges, complaints and recommendations from any person or persons in regard to the said removals or dismissals, or in regard to the appointment of their successors. Presented 4th June, 1913.—*Mr. Maedonald*.....*Not printed.*
- 61 (14o). Return to an Order of the House of the 29th January, 1913, for a copy of all letters, petitions, telegrams, complaints, evidence, reports and other papers and documents in the possession of the Post Office Department, or any department of the government relating to the dismissal of Captain Freeman Myers, postmaster at Cole Harbour, Guysborough County, N.S., and if there was an investigation, the names of all witnesses examined, a copy of the evidence, and a detailed statement of the expenses of such investigation. Presented 4th June, 1913.—*Mr. Sinclair.*
Not printed
- 61 (14p). Return to an Order of the House of the 4th December, 1912, for a return showing all public officers removed by the present government in the district of St. James, Montreal, together with the names and duties of such persons, the reasons of their dismissal, the nature of the complaints brought against them, and a copy of all correspondence relating thereto, and of reports of inquiries in the cases where such have been held. Presented 4th June, 1913.—*Mr. Lapointe (Montreal)*.....*Not printed*
- 61 (14q). Return to an Address to His Royal Highness the Governor General of the 4th December, 1912, for a return showing all the employees of the Dominion government in the constituency of Edmonton, dismissed between 10th of October, 1911, and 21st of November, 1912, the salary being paid to such employee at the time of his dismissal, together with a copy of all correspondence, recommendations to council, orders in council, and all other papers or documents in any way connected with such dismissals. Presented 4th June, 1913.—*Mr. Oliver*.....*Not printed.*
- 61 (14r). Return to an Order of the House of the 4th December, 1912, for a return showing the names of all officials in the district of Sunbury and Queens, who have been dismissed or removed from office since September, 1911, the reason for such dismissal or removal, the evidence taken at any investigation held in regard to them, the reports upon such investigations, the name of any successor appointed in place of dismissed officials, and a copy of all letters, charges, complaints and recommendations in regard to the said removals or dismissals, or in regard to the appointment of their successors. Presented 4th June, 1913.—*Mr. McLean (Sunbury)*.....*Not printed.*
- 61 (14s). Return to an Order of the House of the 29th January, 1913, for a copy of all letters, petitions, telegrams, complaints, evidence, reports and other papers and documents in the possession of the Department of Marine and Fisheries, or any department of the government relating to the dismissal of Levi Munroe, harbour master at

CONTENTS OF VOLUME 27—*Continued.*

White Head, N.S., and if there was an investigation, the names of all witnesses examined, a copy of the evidence, and a detailed statement of the expenses of such investigation. Presented 4th June, 1913.—*Mr. Sinclair*.....*Not printed.*

- 61 (14t).** Return to an Order of the House of the 29th January, 1913, for a copy of all letters petitions, telegrams, complaints, evidence, reports and other papers and documents in the possession of the Post Office Department, or any department of the government, relating to the dismissal of Stanford Langley, postmaster at Isaac Harbour North, N.S., and if there was an investigation the names of all witnesses examined, a copy of the evidence, and a detailed statement of the expenses of such investigation. Presented 5th June, 1913.—*Mr. Sinclair*.....*Not printed.*
- 61 (14u).** Return to an Order of the House of the 24th February, 1913, for a copy of all letters, telegrams, correspondence, charges, evidence, reports, and other documents relating to the dismissal of Hugh R. McAdam as postmaster at Arisaig, N.S., and the appointment of Reverend Daniel L. Macdonald as his successor. Presented 5th June, 1913.—*Mr. Chisholm (Antigonish)*.....*Not printed.*
- 61 (14v).** Return to an Order of the House of the 29th January, 1913, for a copy of all letters, petitions, telegrams, complaints, evidence, reports and other papers and documents in the possession of the Post Office Department, or any department of the government, relating to the proposed dismissal of J. J. McNeil, at Grant's Lake, N.S., and if there was an investigation, the names of the witnesses examined and a detailed statement of the expenses of such investigation. Presented 5th June, 1913.—*Mr. Sinclair*.....*Not printed.*
- 61 (14w).** Return to an Order of the House of the 29th January, 1913, for a copy of all letters, petitions, telegrams, complaints, evidence, reports and other papers and documents in the possession of the Department of Railways and Canals, or any department of the government, relating to the dismissal of Alex. McInnis, car inspector of the Intercolonial railway at Mulgrave, N.S., and if there was an investigation, the names of all witnesses examined, a copy of the evidence, and a detailed statement of the expenses of such investigation. Presented 6th June, 1913.—*Mr. Sinclair*..*Not printed.*
- 61 (14x).** Return to an Order of the House of the 28th April, 1913, for a copy of all charges, correspondence, telegrams, and other documents relative to the dismissal of Archibald McDonald, bridge tender on the Intercolonial railway at Grand Narrows, Iona, riding of North Cape Breton and Victoria, N.S. Presented 6th June, 1913.—*Mr. McKenzie*.....*Not printed.*
- 61 (14y).** Names of all officials dismissed in Shelburne and Queens from 1st December, 1896.—(*Senate*).....*Not printed.*
- 62.** Return to an Order of the House of the 4th December, 1912, for a return showing the number of all contracts cancelled in the County of Bonaventure since the 1st of October, 1911; the names of the contractors, the prices paid to them, the reasons for the cancellation in each case; and a copy of any investigations and reports had into the causes of such cancellations, the names of the new contractors and the prices paid to them in each case. Presented 14th January, 1913.—*Mr. Marcil (Bonaventure)*.
Not printed.
- 62a.** Return to an Order of the House of the 5th December, 1912, for a return showing the number of rural mail delivery routes that have been established in Canada since the 1st January, 1912, in each province and county, respectively. Presented 14th January, 1913.—*Mr. Lemieux**Not printed.*

 CONTENTS OF VOLUME 27—*Continued.*

- 62b. Return to an Order of the House of the 9th December, 1912, for a copy of all correspondence, letters, telegrams, complaints and other documents relating to the cancelling of the contract for conveying His Majesty's mails, entered into on the 1st day of January, 1912, between the Honourable Postmaster General and Mr. J. C. Beeman, of Guthrie, County of Missisquoi; together with the reason for the cancellation of this contract, the price paid to Mr. Beeman, the name of the present contractor and the price paid to him. Presented by Hon. Mr. Pelletier.—*Mr. Kay.....Not printed.*
- 62c. Return to an Order of the House of the 11th March, 1912, for a copy of all letters, requests, memorandums, tenders and other documents in the possession of the Post Office Department relating to the calling for tenders and the granting of the contract now in force for the carrying of the mail between Sorel and Ste. Victoire, County of Richelieu. Presented 20th January, 1913.—*Mr. Cardin.....Not printed.*
- 62d. Return to an Order of the House of the 4th December, 1912, for a copy of all papers, letters, telegrams, tenders, bonds, agreements, contracts and other documents in the possession of the Post Office Department relating to the letting of the contract for carrying the mails between Heatherton and Guysborough, in the year 1912; and also relating to any temporary agreement entered into prior to the date of letting such contract. Presented 21st January, 1913.—*Mr. Sinclair.....Not printed*
- 62e. Return to an Order of the House of the 29th January, 1913, for a copy of all letters and other documents relating to the establishment of a rural mail service between Saltsprings and West River Station, in the County of Pictou, in the year 1912. Presented 17th February, 1913.—*Mr. Macdonald.....Not printed.*
- 62f. Return to an Order of the House of the 29th January, 1913, for a copy of all letters, and other documents relating to the establishment of a rural mail delivery service between Merigonish Station, County of Pictou, and Arisaig, in the County of Antigonish, in the year 1912. Presented 17th February, 1913.—*Mr. Macdonald.*
Not printed
- 62g. Return to an Order of the House of the 29th January, 1913, for a copy of all correspondence, letters, telegrams and reports regarding the termination of H. D. Decoste's contract for carrying the mails between Linwood Station and Linwood post office and the making of a new contract with D. Delorey, from the 1st January, 1913. Presented 28th February, 1913.—*Mr. Chisholm (Antigonish).....Not printed.*
- 62h. Return to an Order of the House of the 4th December, 1912, for a copy of all correspondence, complaints, recommendations, telegrams and reports bearing on the railway mail service in Bonaventure County from October, 1911, up to date, and on the appointment and dismissal of officers in such connection, with the names, residences, salaries and duties, as well as of all documents bearing on the suspension of the railway mail service during the period mentioned, as well as a copy of all documents referring to agreements made to meet such a contingency during the coming winter. Presented 25th March, 1913.—*Mr. Marcil (Bonaventure).....Not printed.*
- 62i. Return to an Order of the House of the 9th December, 1912, for a copy of all tenders received and the contracts entered into for the carrying of the mails between St. Andrew and Beaulieu, County of Antigonish, and of all letters, telegrams and correspondence on file in the Post Office Department containing any recommendation or advice regarding the awarding of such contract, or in any way referring thereto. Presented 26th March, 1913.—*Mr. Chisholm (Antigonish).....Not printed.*

 CONTENTS OF VOLUME 27—*Continued.*

- 62j. Return to an Order of the House of the 3rd February, 1913, for a return showing what changes, if any, have been made in the contracts for the carrying of the mails in the County of Berthier, since the 21st September, 1911; in what parishes, on what date, and for what reason; to whom have the new contracts been granted, and if a tender was asked for in each case. Presented 14th April, 1913.—*Mr. Béland.*
Not printed
- 62k. Return to an Order of the House of the 29th January, 1913, for a copy of all letters, petitions, telegrams, bonds, reports and other papers and documents in the possession of the Post Office Department, or any department of the government, relating to the letting of the mail contract between Guysborough and Charlos Cove, County of Guysborough, N.S., during the year 1912. Presented 28th April, 1913.—*Mr. Sinclair.*
Not printed.
- 62l. Return to an Order of the House of the 14th April, 1913, showing the names of the various railway mail clerks employed, respectively, on the Montreal and Quebec divisions and the date of the appointment and residence of each. Presented 7th May, 1913.—*Mr. Bureau**Not printed.*
- 62m. Return to an Order of the House of the 9th April, 1913, for a copy of the contract entered into by the Post Office Department with the Ontario Equipment Company of Ottawa relating to the purchase of locks for mail bags. Presented 7th May, 1913.—*Mr. Carvell**Not printed.*
- 62n. Return to an Order of the House of the 7th April, 1913, for a copy of all correspondence, telegrams, &c., exchanged between the Honourable the Postmaster General and Dr. Faucher, of Quebec, concerning the purchase of a certain patented lock for mail bags. Presented 7th May, 1913.—*Mr. Lapointe (Kamouraska)*.. . . .*Not printed.*
- 62o. Return to an Order of the House of the 7th April, 1913, for a copy of all correspondence, telegrams, &c., exchanged between the Honourable the Postmaster General and Mr. Aimé Dion, advocate of Quebec, concerning the purchase of a certain patented lock for mail bags. Presented 7th May, 1913.—*Mr. Verville*.....*Not printed.*
- 62p. Return to an Order of the House of the 29th January, 1913, for a copy of all letters, petitions, telegrams, complaints, reports, bonds of indemnity, and all other papers and documents in the possession of the Post Office Department, or any department of the government, relating to the contract for carrying the mails between Linwood or some point of the Intercolonial railway, County of Antigonish, N.S., and Grosvenor, County of Guysborough, N.S. Presented 9th May, 1913.—*Mr. Sinclair*....*Not printed.*
- 62q. Return to an Order of the House of the 24th April, 1913, for a return showing the full names of the mail carriers in the County of Vaudreuil and Soulanges; between what place they perform the service; the distance between each of these places; the amount of each carrier's contract, and the amount the government paid for the carriage of the mail in these different places before September, 1911. Presented 16th May, 1913.—*Mr. Boyer*.....*Not printed.*
- 62r. Return to an Order of the House of the 7th May, 1913, for a return showing the number of post offices in Yarmouth County, Nova Scotia, not served with daily mail, giving the names and the number of times per week served. Presented 20th May, 1913.—*Mr. Law*..... *Not printed.*
- 62s. Return to an Address to His Excellency the Administrator of the 7th April, 1913, for a copy of all orders in council, reports of experts and contracts, in connection with

 CONTENTS OF VOLUME 27—*Continued.*

the different purchases of rural mail delivery boxes made by the Post Office Department since 1908, until 1st January, 1912. Presented 21st May, 1913.—*Mr. Lemieux.*

Not printed.

62*l.* Return to an Order of the House of the 12th May, 1913, for a return giving the names of the post offices and of the postmasters in the Counties of Soulanges and Vaudreuil. Presented 21st May, 1913.—*Mr. Boyer*.....*Not printed.*

62*u.* Return to an Order of the House of the 5th December, 1912, for a copy of all letters, telegrams, petitions and other documents relating to the establishment of rural mail delivery routes in the County of Pictou since the 1st October, 1911, with a statement of all routes applied for, of routes established and of those refused, and the reason for their refusal. Presented 2nd June, 1913.—*Mr. Macdonald*.....*Not printed.*

62*v.* Return to an Order of the House of the 31st March, 1913, for a copy of all correspondence concerning the purchase of new locks for mail bags by the Post Office Department from the Ontario Equipment Company. Presented 4th June, 1913.—*Mr. Carrell.*
Not printed.

62*w.* Return to an Order of the House of the 17th February, 1913, for a copy of all correspondence, letters, telegrams, memoranda, tenders, bonds and all other documents relative to the contract for the carrying of the mail between the post office and Canadian Pacific Railway station at Three Rivers and vice versa, since the eleventh day of October, 1911, to date. Presented 4th June, 1913.—*Mr. Tobin*.....*Not printed.*

62*x.* Return to an Order of the House of the 21st April, 1913, for a copy of all correspondence, telegrams, complaints, affidavits, reports, recommendations, requests, certificates, contracts and other documents relating to the cancelled contract of M. E. Bongie, for carrying the mails between the post office and railway station at Bromptonville, Quebec. Presented 4th June, 1913.—*Mr. Bureau*.....*Not printed.*

63. Return to an Order of the House of the 4th December, 1912, for a return showing all the new post offices opened in the County of Bonaventure, since October, 1911, up to date, and a copy of the correspondence in connection therewith, together with the names of such post offices and postmasters, and the location of such offices; and also a copy of all papers asking for such offices. Presented 14th January, 1913.—*Mr. Marcil (Bonaventure)*.....*Not printed.*

64. Return to an Order of the House of the 9th December, 1912, for a copy of all petitions, correspondence, memoranda, recommendations and other papers or documents in the possession of the Department of Marine and Fisheries relating to the proposals to supply medicine or medical attendance free, or otherwise, to Canadian boat fishermen. Presented 14th January, 1913.—*Mr. Sinclair*.....*Not printed.*

65. Return to an Order of the House of the 4th December, 1912, for a copy of all correspondence, petitions, complaints, memoranda, reports and investigations regarding the service performed by the steamer *Canada*, owned by the Inter-Provincial Navigation Company of Fraserville, Quebec, since October, 1911, up to date, and also of all documents bearing on the present contract with the Department of Trade and Commerce, or the renewal or extension thereof. Presented 14th January, 1913.—*Mr. Marcil (Bonaventure)*.....*Not printed.*

66. Return to an Order of the House of the 9th December, 1912, for a copy of all papers, documents, telegrams, letters, &c., relating to the matter of the establishment of a lobster hatchery at Spry Bay, Halifax County, N.S. Presented 14th January, 1913.—*Mr. Maclean (Halifax)*.....*Not printed.*

 CONTENTS OF VOLUME 27—*Continued.*

- 67.** Return to an Order of the House of the 9th December, 1912, for a copy of all papers, documents, telegrams, &c., between the Department of Trade and Commerce and any company, person or persons, relative to the continuance and payment of a subsidy towards a steamship service between St. John, N.B., and Bear River, N.S., for the fiscal year 1912, and performed during the fiscal year 1911. Presented 17th January 1913.—*Mr. Maclean (Halifax)*.....*Not printed.*
- 67a.** Return to an Order of the House of the 4th December, 1912, for a copy of all papers, documents, memoranda, letters, telegrams and documents bearing on a request for a subsidy for a steam service between Bonaventure, Quebec, or any other part of Bonaventure County and Bathurst, New Brunswick, or any other part of Gloucester County, New Brunswick, and between New Richmond, Quebec, and Dalhousie, New Brunswick, and between Carleton and Miguasha, Quebec, and Dalhousie, New Brunswick, or Campbellton, New Brunswick, or both, as well as a copy of all replies made for such subsidies and this since October, 1911, to date. Presented 14th January, 1913.—*Mr. Marcil (Bonaventure)*.....*Not printed.*
- 67b.** Return to an Address to His Royal Highness the Governor General of the 9th December, 1912, for a copy of all advertisements, tenders, contracts, orders in council memoranda, papers, letters and correspondence in any way relating to a subsidized steamship service between Canadian ports and any ports of the British West Indies, or any proposed improvement or extension of such steamship service since 1st November, 1911 to the present time. Presented 15th January, 1913.....*Not printed.*
- 67c.** Return to an Order of the House of the 4th December, 1912, for a copy of all reports made by officials of the Department of Railways and Canals on the Quebec and Oriental railway, and the Atlantic, Quebec and Western railways, together with a statement of the subsidies paid such railways since October, 1911, up to date, and a copy of all correspondence in that connection. Presented 17th January, 1913.—*Mr. Marcil (Bonaventure)*.....*Not printed.*
- 67d.** Return to an Order of the House of the 4th December, 1912, for a copy of all correspondence between the Minister of Railways or any other member of the government and any person regarding the acquisition by the government of Canada of the Quebec Oriental railway, formerly the Atlantic and Lake Superior railway, and the Atlantic, Quebec and Western railway, or both. Presented 27th January, 1913.—*Mr. Marcil (Bonaventure)*.....*Not printed.*
- 67e.** Return to an Order of the House of the 29th January, 1913, for a copy of the report made to the Minister of Railways and Canals by the party of government engineers who inspected the Quebec and Saguenay railway during December, 1912, January, 1913. Presented 27th February, 1913.—*Mr. Lemieux*.....*Not printed.*
- 67f.** Return to an Order of the House of the 17th February, 1913, for a copy of all reports made by any engineers or accountants to the Minister of Railways and Canals on the usefulness of the Atlantic, Quebec and Western railway and the Quebec Oriental railway, to the Intercolonial railway as branch lines or feeders. Presented 27th February, 1913.—*Mr. Marcil (Bonaventure)*.....*Not printed.*
- 67g.** Return to an Address to His Royal Highness the Governor General of the 9th December, 1912, for a copy of all papers, documents, petitions, orders in Council, memoranda, correspondence, &c., by and between the government of Canada or any member thereof, and the government of the province of British Columbia, or any member thereof, since 1st May, 1912, relating to the subject to an increase of the provincial subsidy to the said province. Presented 16th April, 1913.—*Mr. Maclean (Halifax).*
Printed for sessional papers.

 CONTENTS OF VOLUME 27—*Continued.*

- 67*h.* Return to an Address to His Royal Highness the Governor General of the 20th January, 1913, for a copy of all documents and memorials of the government of British Columbia presenting claims for additional provincial subsidies, and of all correspondence and orders in council on the same. Presented 16th April, 1913.—*Sir Wilfrid Laurier*.....*Printed for sessional papers.*
- 67*i.* Copy of agreement made with the several provinces as to the expenditure of the subsidies granted under the Agricultural Aid Act, and statement showing the purposes for which said subsidies are to be expended. Presented 6th June, 1913, by Hon. Mr Burrell....*Not printed*
68. Copies of general orders promulgated to the militia for the period between 2nd November, 1911, and 5th November, 1911. Presented by Hon. Mr. Hughes, 14th January, 1913.
Not printed.
69. Return to an Address to His Excellency the Right Honourable Sir Charles Fitzpatrick, P.C., &c., administrator, of the 31st March, 1913, for a copy of all papers, documents, petitions, letters, telegrams, orders in council and other papers and documents in possession of the Department of Customs, relating to the duty payable on twine used for fishing purposes, and especially relating to the construction placed upon item 682 of the Customs Tariff. Presented 23rd May, 1913.—*Mr. Sinclair*.....*Not printed.*
70. Return to an Order of the House of the 30th November, 1912, for a return showing:—
1. The date when the present Canadian Pure Food Act, now known as the Adulteration Act, R.S.C., was enacted.
 2. What foods, beverages or drugs have standards of strength and purity under the Act been fixed, and what are the dates when such standards become operative.
 3. What foods, beverages or drugs have standards of strength and purity been prepared and recommended from time to time by the chief analyst, which have not been put in force, and why were such standards not put in force.
 4. How many cases of adulteration together with cases which show standards of quality below those required by the Adulteration Act, have been ascertained by the Dominion analyst since the said Act came into operation.
 5. In how many of such cases did prosecutions under the Act or under the Criminal Code follow, and in how many cases were convictions secured. Presented 14th January, 1913.—*Mr. McDonnell*.....*Not printed.*
71. Return to an Order of the House of the 4th December, 1912, for a copy of all correspondence, negotiations, proposals in writing and other papers and documents in the possession of the government, or any department thereof, relating to reciprocity in trade with the United States, bearing date between the 1st day of January, 1890, and the 31st day of December, 1891. Presented 14th January, 1913.—*Mr. Sinclair.*
Not printed
72. Return to an Order of the House of the 4th December, 1912, for a copy of all letters, telegrams, &c., exchanged between the member for Bellechasse County and the Minister of Agriculture and the Postmaster General, concerning the appointment of an additional physician at the quarantine station of Grosse Ile. Presented 14th January, 1913.—*Mr. Lemieux*.....*Not printed.*
- 72*a.* Return to an Order of the House of the 10th December, 1912, for a copy of all correspondence, documents, recommendations and reports concerning the appointment of Doctor Pomminville, to the position of surgeon of the St. Vincent de Paul penitentiary, replacing Doctor A. Allaire. Presented 24th January, 1913.—*Mr. Wilson (Laval)*.....*Not printed.*

 CONTENTS OF VOLUME 27—*Continued.*

- 72b. Return to an Order of the House of the 10th December, 1912, for a copy of all letters, telegrams, correspondence and other documents relating to the appointment of Charles W. Hatfield, fishery officer on the Tusket River, Yarmouth County, N.S. Presented 27th January, 1913.—*Mr. Law*.....*Not printed.*
- 72c. Return to an Order of the House of the 10th December, 1912, for a copy of all correspondence, letters, requests, telegrams and other documents relating to the appointment of Louis Nadeau as postmaster at Ste. Christine, County of Bagot. Presented 4th February, 1913.—*Mr. Marcil*.....*Not printed.*
- 72d. Return to an Order of the House of the 29th January, 1913, for a copy of all orders, letters, telegrams and other documents in connection with the appointment of Lt.-Col. Warburton, as administrative medical officer at the Charlottetown camp in 1912, and of all letters and telegrams asking for a change in the said appointment, and of all orders and other documents relating to his being superseded, and to the appointment of his junior, Lt.-Col. Jenkins, in his place. Presented 13th February, 1913.—*Mr. Macdonald*.....*Not printed.*
- 72e. Return to an Order of the House of the 27th January, 1913, for a copy of all documents, letters, correspondence, recommendations, reports, &c., relating to the appointment of Mr. J. Begin as manager of the experimental farm at Ste. Anne de la Pocatière. Presented 13th February, 1913.—*Mr. Lapointe (Kamouraska)*....*Not printed.*
- 72f. Return to an Order of the House of the 29th January, 1913, for a copy of all correspondence exchanged between Dr. Marcotte, M. Lavallée, M.P., the Honourable the Postmaster General and the Minister of Agriculture, concerning the appointment of an additional medical officer at Grosse Isle quarantine station. Presented 19th February, 1913.—*Mr. Lemieux*..*Not printed.*
- 72g. Return to an Order of the House of the 3rd March, 1913, for a copy of all letters, telegrams, recommendations and other papers in connection with the appointment of John Macdonald as Inspector of Inland Revenue for the Maritime Provinces, and of all letters, telegrams, applications, recommendations and other papers received from any other person or persons relative to the applications of other persons for the position. Presented 17th March, 1913.—*Mr. Macdonald*.....*Not printed.*
- 72h. Return to an Order of the House of the 17th February, 1913, for a copy of all letters, petitions, telegrams, recommendations and other papers and documents, in the possession of the Department of Marine and Fisheries, or any department of the government, relating to the appointment of F. W. Kelley, M.D., as port physician at Bridgewater, N.S. Presented 18th March, 1913.—*Mr. Law*.....*Not printed.*
- 72i. Return to an Address to His Royal Highness the Governor General of the 4th December, 1912, for a return showing all appointments to office under the Dominion government in the constituency of Edmonton from 10th October, 1911, to 21st November, 1912, with a statement of the salaries in each case, together with a copy of all correspondence, recommendation to council, orders in council, and all other papers or documents in any way connected with such appointments. Presented 28th March, 1913.—*Mr. Oliver**Not printed.*
- 72j. Return to an Order of the House of the 4th December, 1912, for a copy of all correspondence, recommendations, reports, memoranda and other documents bearing on the appointment of a general foreman, or other permanent or temporary officials, of the Department of Public Works in the County of Bonaventure since October, 1911, up to date, with the names, residences, duties and salaries of such appointees. Presented 2nd May, 1913.—*Mr. Marcil (Bonaventure)*.....*Not printed.*

 CONTENTS OF VOLUME 27—*Continued.*

- 72k. Appointment of Mr. McCloskie as postmaster at Waukau, British Columbia.—(*Senate*)
Not printed.
73. Return to an Address to His Royal Highness the Governor General of the 9th December, 1912, for a return showing all changes made in the Customs Tariff of Canada by order in council since the close of last session of parliament. Presented 14th January, 1913.....*Not printed.*
74. Return to an Order of the House of the 9th December, 1912, for a return showing the quantity and value of molasses of cane, as defined in tariff item No. 137a, imported into Canada for the fiscal year ending 31st March, 1912, from each island of the British West Indies, which are parties to the Canada-West India Trade Agreement. Presented 14th January, 1913.—*Mr. Maclean (Halifax)*.....*Not printed.*
75. Letter of the Honourable F. D. Monk, M.P., to the Right Honourable the Prime Minister, resigning his position as Minister of Public Works, and the letter of the Prime Minister in acknowledgment thereof. Presented by Hon. Mr. Borden, 14th January, 1913.....*Not printed.*
- 75a. Return to an Order of the House of the 26th May, 1913, for a copy of all letters, reports, documents and all other communications relating to the appointment of Colonel Crowe as Commandant of the Royal Military College and to his resignation of said position, or to the extension of his term of service or to the termination thereof, and of all papers or letters passing between the minister and Colonel Crowe, relative to his resignation or the failure to extend his term of service. Presented 3rd June, 1913.—*Mr. Macdonald*.....*Not printed.*
- 75b. Return to an Order of the House of the 26th May, 1913, for a copy of all letters, reports, complaints and other communications and documents which passed between General McKenzie and the Minister of Militia or his department, previous to, and which led up to the resignation of General McKenzie; and also a copy of said resignation, and the reply of the minister thereto, and of any and all communications had with the War Office thereto, and of all other papers and documents in connection therewith. Presented 4th June, 1913.—*Mr. Macdonald*.....*Not printed.*
76. Return to an Order of the House of the 4th December, 1912, for a copy of all papers, letters, telegrams, complaints and reports, bearing on the delay in the payment of census enumerators in the County of Bonaventure, in connection with the last census, together with the names, residences, amounts, and dates of payment. Presented 15th January, 1913.—*Mr. Marcil (Bonaventure)*.....*Not printed.*
77. Report of departmental commission on the official statistics of Canada. Presented 15th January, 1913*Printed for distribution only.*
78. Return to an Order of the House of the 18th March, 1912, for a copy of all correspondence in the possession of the Postmaster General respecting the change of name of Broderick post office in the Province of Saskatchewan, to St. Aldwyn. Presented 15th January, 1913.....*Not printed.*
- 78a. Return to an Order of the House of the 30th November, 1911, for a copy of all papers, telegrams, letters, &c., between the Postmaster General and any other person respecting the closing or removal of the present post office at Spry Bay, Halifax County. Presented 10th January, 1913.—*Mr. Maclean (Halifax)*.....*Not printed.*
79. Report of the commissioner Dominion Police Force, for the year 1912. Presented by Hon. Mr. Foster, 15th January, 1913.....*Not printed.*

CONTENTS OF VOLUME 27—Continued.

- 80.** Return to an Order of the House of the 9th December, 1912, for a copy of all correspondence, complaints, reports and all documents relating to the cancelling of lease No. 18778, consented to by the Honourable Minister of Railways and Canals, to Aurile Lebœuf, on the 12th December, 1910.—Presented 16th January, 1913.—*Mr. Papineau.*
Not printed
- 81.** Return to an Address to His Royal Highness the Governor General of the 4th December, 1912, for a copy of all orders in council passed since 1st October, A.D. 1911, relating to the Board of Management of the Government Railways of Canada, or of any other member thereof, or in any way affecting the same, or any official of the Intercolonial Railway, as regards the duties to be performed or the powers to be exercised by the said Board or any member thereof, or by any such official, together with a copy of all recommendations, letters, applications, instructions, or other correspondence, in any manner relating thereto or having regard to the said orders in council as to the management of the Intercolonial railway. Presented 17th January, 1913.—*Mr. Emmer-son*.....*Not printed*
- 81a.** Return to an Address to His Royal Highness the Governor General of the 4th December, 1912, for a copy of a certain Order in Council issued during the current year by which certain official reports formerly made to Board of Management of the Intercolonial Railway have been ordered in future to be made to Mr. F. P. Brady. Presented 17th January, 1913.—*Mr. Sinelair*.....*Not printed.*
- 82.** Return to an Order of the House of the 5th December, 1912, for a copy of all papers, including surveys, tenders, and every other record, or document in the possession of the Department of Railways and Canals or any other department of the government relating to the building of a line of railway from Estmere, County of Victoria, Province of Nova Scotia, to the town of Baddeck in the same county. Presented 17th January, 1913.—*Mr. McKenzie*.....*Not printed.*
- 83.** Return to an Address to His Royal Highness the Governor General of the 9th December, 1912, for a copy of all documents, papers, tenders, contracts, orders in council and correspondence in connection with the supply of castings for and the purchase of scrap iron from the eastern division of the Intercolonial Railway since 1st May, 1912. Presented 17th January, 1913.—*Mr. Maclean (Halifax)*.....*Not printed.*
- 83a.** Return to an Order of the House of the 9th December, 1912, for a return showing the names of the employees on the dining cars of the Intercolonial Railway and the nature of their employment; and also of the employees on the Pullman cars of the Intercolonial Railway and the nature of their employment. Presented 17th January, 1913.—*Mr. Boulay*.....*Not printed.*
- 83b.** Return to an Order of the House of the 9th December, 1912, for a copy of all papers documents, telegrams, letters, &c., relating to a strike of temporary employees of the Intercolonial Railway at Halifax, in August, 1912. Presented 27th January, 1913.—*Mr. Mclean (Halifax)*.....*Not printed.*
- 83c.** Return to an Order of the House of the 10th December, 1912, for a copy of all evidence plans, reports, correspondence, &c., respecting an inquiry held concerning an accident on the Intercolonial Railway at St. André de Kamouraska on 7th October, 1912, caused by train No. 33, the maritime express going west. Presented 27th January, 1913.—*Mr. Lapointe (Kamouraska)*.....*Not printed.*
- 83d.** Return to an Order of the House, of the 29th January, 1913, for a copy of the evidence taken at the inquiry held in the month of November, 1912, by Mr. MacDonald

CONTENTS OF VOLUME 27—*Continued.*

superintendent of the Intercolonial at Lévis, in reference to Alfred Laugnay, an employee of the Intercolonial at St. Charles, County of Bellechasse. Presented 27th February, 1913.—*Mr. Lapointe (Kamouraska)*.....*Not printed.*

83e. Return to an Order of the House of the 19th February, 1913, for a copy of all telegrams, letters, petitions, reports of engineers, plans, surveys, and other documents in the possession of the Department of Railways and Canals, and having been received since 1st January, 1912, relating to the construction of a branch line of the Intercolonial Railway into Gnyssborough County. Presented 18th March, 1913.—*Mr. Sinclair*.....*Not printed.*

83f. Return to an Order of the House of the 24th February, 1913, for a copy of all petitions, resolutions, letters, telegrams and correspondence, relating to free or reduced transportation of hay over the Intercolonial Railway for the farmers of Antigonish County, Nova Scotia, and also of the evidence taken and report made as to the shortage of hay in that and other of the eastern counties of Nova Scotia. Presented 18th March, 1913.—*Mr. Chisholm (Antigonish)*.....*Not printed.*

83g. Return to an Order of the House of the 29th January, 1913, for a copy of all letters, telegrams, tenders, acceptances of tenders, cancellation of tenders and other papers and documents in the possession of the Department of Railways and Canals, or any department of the government, bearing date after 1st July, 1912, relating to the supply of ice for the use of the Intercolonial Railway at Mulgrave, N.S. Presented 18th March, 1913.—*Mr. Sinclair*.....*Not printed.*

83h. Return to an Order of the House of the 12th February, 1913, for a copy of all letters, correspondence, petitions and other documents, on file in the Department of Railways and Canals, or in the office of the Intercolonial Railway at Moncton, relating or in any way appertaining to the new public wharf at Sackville, N.B., and the necessity of establishing in the interest of the traffic of the Intercolonial Railway, and of the shipping and trade facilities of Sackville, and of the commerce of communities adjacent thereto, rail connections between the said wharf and the main line of the said railways at Sackville station; also of all letters and other communications received by the chairman or vice-chairman of the Government Railways Managing Board, or by any official of the said railway, relating in any manner to the said subject, received by them or any of them during the years 1911, 1912 and 1913. Presented 19th March, 1913.—*Mr. Emmerson*.....*Not printed.*

83i. Return to Order of the House of the 19th March, 1913, for a return showing who the tenderers were, and the amount of each tender for the supply of castings for the Intercolonial Railway during the present year. Presented 28th March, 1913.—*Mr. Macdonald**Not printed.*

83j. Return to an Order of the House of the 19th March, 1913, for a return showing how many kegs of nails were purchased in 1912 for the Intercolonial Railway; the prices paid therefor in each case; whether tenders were invited in the case of each purchase and, if so, who the respective tenderers were and the prices submitted; to whom were the contracts awarded in each case. Presented 28th March, 1913.—*Mr. Murphy.*
Not printed.

83k. Return to an Order of the House of the 19th March, 1913, for a return showing the amounts received by the Intercolonial Railway for freight and passengers respectively for each of the twelve months of the calendar years 1910, 1911 and 1912, at the following stations:—Montreal, Halifax, St. John, Sydney, Truro, Moncton, New Glasgow

 CONTENTS OF VOLUME 27—*Continued.*

and Amherst; also, the total receipts of the said railway for freight and passengers respectively during each of the said years. Presented 28th March, 1913.—*Mr. Rhodes.*
Not printed.

- 83l.** Return to an Order of the House of the 20th January, 1913, for a copy of all letters correspondence, telegrams, representations, requests and reports on file in the Department of Railways and Canals, or in the offices of the Intercolonial Railway at Moncton, or among the records of the Government Railways Managing Board, or in the office of the assistant chairman of the Government Railways Managing Board, relating to or in any way connected with the water supply system at Dorchester station on the Intercolonial railway, or relating to the absence of and the total failure to provide a supply of water for drinking or other purposes at that station, or in connection with the dwelling of the station agent in the Station House; and also of all correspondence, letters, requests, recommendations and reports relating to the alleged necessity of additional clerical or other help or assistance at the station. Presented 21st April, 1913.—*Mr. Emmerson*.....*Not printed.*
- 83m.** Return to an Order of the House of the 12th February, 1913, for a copy of all correspondence, letters, telegrams, reports and other papers on file in the Department of Railways and Canals, or in the offices of the Intercolonial Railway at Moncton, relating to M. L. Tracy, an employee of the mechanical department of the Intercolonial during the years 1899 and 1900, and of all letters and correspondence relating to the case of the said M. L. Tracy, passing between the then Minister of Railways and Canals and any of the officials of the railway, during those years; also a copy of the letters of D. Pottinger, then general manager, the late James E. Price, then general superintendent, and the late M. Jarvis, then a divisional superintendent of said railway, relating to the same subject during the said period of 1899 and 1900. Presented 21st April, 1913.—*Mr. Emmerson*.....*Not printed.*
- 83n.** Return to an Order of the House of the 3rd March, 1913, for a statement of all amounts collected by the Intercolonial Railway for freight on hay carried from Amherst and other stations on the Intercolonial, County of Cumberland, to Antigonish, N.S., and consigned to C. Edgar Whidden or C. B. Whidden & Son, in the month of January last and February instant, and by whom such freight was paid; also a copy of all way bills and bills of lading for the same. Presented 21st April, 1913.—*Mr. Chisholm (Antigonish)*.....*Not printed.*
- 83o.** Return to an Order of the House of the 3rd February, 1913, for a copy of all letters petitions, telegrams, complaints, communications, reports and other papers and documents, received since the 1st day of October, 1911, by and now in the possession of the Department of Railways and Canals, the Government Railway Managing Board or any official of the Intercolonial Railway or of the Prince Edward Island railway, relating to or in any manner appertaining to an application for, or a proposed reduction of the working hours for the Intercolonial railway employees at Moncton, or at any other point of the Intercolonial railway or the Prince Edward Island railway. Presented 21st April, 1913.—*Mr. Emmerson*.....*Not printed.*
- 83p.** Return to an Order of the House of the 24th February, 1913, for a copy of all complaints, requirements, requisitions, petitions, and correspondence of all kinds made by the Sydney, N.S., Board of Trade, or by the citizens of the city of Sydney, or any of them, having reference to better and increased facilities on the Intercolonial Railway on the Sydney division. Presented 21st April, 1913.—*Mr. Carroll.*

Not printed.

 CONTENTS OF VOLUME 27—*Continued.*

- 83g.** Return to an Order of the House of the 31st March, 1913, for a copy of all letters, papers and other documents relating to the claim for damages for the death of the young son of Thomas Hoare, who was killed at a crossing of the Intercolonial Railway in the town of Stellarton in the summer of 1912, and of all petitions, letters, and other papers asking for the placing of gates or other protection at said crossing. Presented 1st April, 1913.—*Mr. Macdonald*.....*Not printed.*
- 83r.** Return to an Order of the House of the 14th April, 1913, for a copy of all correspondence exchanged between the Department of Railways and Canals at Moncton and the same department at Campbellton, on the subject of the collision which occurred at St. Moise, during the month of February, 1913, between the trains of E. Smith and the regular train No. 99, omitting from it the inquiry held in the matter. Presented 29th April, 1913.—*Mr. Boulay*.....*Not printed.*
- 83s.** Return to an Order of the House of the 7th April, 1913, for a return showing the names, residences and occupations of all the employees of the Intercolonial Railway who have been dismissed in the County of Rimouski since the 21st September, 1911. Presented 29th April, 1913.—*Mr. Lapointe (Kamouraska)*.....*Not printed.*
- 83t.** Certified copy of a report of the Privy Council of the 5th May, 1913, covering the appointment of Frederick Passmore Gutelius, as general manager of Government Railways. Presented by Hon. Mr. Cochrane, 7th May, 1913... ..*Not printed.*
- 83u.** Return to an Order of the House of the 31st March, 1913, for a copy of all letters, memorials, petitions, correspondence, reports and other documents in the Department of the Postmaster General, or on file therein, relating or in any wise appertaining to the inauguration or establishing of railway mail facilities between Moncton, N.B., westward over the Intercolonial Railway towards St. John, in the morning, so as to furnish, among other things, opportunities for the transmission of newspapers and other mail matter, along said railway, to make morning connection with the railway mail facilities afforded by the railway from Salisbury, Westmorland County, N.B., running into Albert County, N.B.; and also relating to the establishment of railway mail facilities on each week day evening between Moncton eastward over the said railway by train known as number 84, running between Moncton, N.B., and Springhill Junction, Nova Scotia, thus affording the direct mail connection for newspapers and other mail matter each evening from Moncton to Shediac, Memramcook, Dorchester, Sackville, Amherst, and intermediate points east of Moncton; together with a statement showing what, if any, such railway mail facilities, either by locked bag or otherwise, were established or furnished over either of the said routes, and stating the respective dates when the same were so established or furnished generally, or in relation to any one of the newspapers published in Moncton, either in the morning or in the evening. Presented 12th May, 1913.—*Mr. Emmerson*.....*Not printed.*
- 83v.** Return showing whether any contract has been made for the construction or supply of cars of any kind to the Intercolonial Railway since 1st January, 1913, and if so, to whom the contract was awarded; the number of cars, kind or class, and the price to be paid; whether any tenders were called for previous to awarding said contract, and if so, who the tenderers were, the amount of the tender in each case, and if tenders were called for by private request or public advertisement. Presented 21st May, 1913.—*Mr. Macdonald*.....*Not printed.*
- 83w.** Return to an Order of the House of the 28th April, 1913, for a return showing all amounts collected by the Intercolonial Railway for freight on hay shipped from Amherst and other stations on the Intercolonial, in the County of Cumberland, to Antigonish and other stations in the County of Antigonish, during the months of

CONTENTS OF VOLUME 27—*Continued.*

- January, February and March last; the name of the consigners and of the consignees, the amount of freight paid on each shipment and by whom paid; also a copy of all way-bills and bills of lading for same. Presented 6th June, 1913.—*Mr. Chisholm (Antigonish)*.....*Not printed.*
84. Return to an Address to His Royal Highness the Governor General of the 9th December, 1912, for a copy of all papers, documents, memoranda, orders in council, letters and correspondence, relating in any way to the closing of the Canadian Immigration Office at Boston, U.S.A., in 1911, and its subsequent re-establishment. Presented 17th January, 1913.—*Mr. McLean (Halifax)*.....*Not printed.*
85. Copies of despatches dated 11th December, 1912, which have been addressed to the Governors General of the Commonwealth of Australia and the Union of South Africa and the Governors of New Zealand and Newfoundland, on the subject of representation of the self-governing Dominions on the Committee of Imperial Defence. Presented by Hon. Mr. Borden, 17th January, 1913.....*Not printed.*
86. Reports in connection with the Tides and Currents of Northumberland Strait.—(*Senate*).....*Not printed.*
87. Archives Branch, *re* transferring of from Department of Agriculture to Secretary of State.—(*Senate*).....*Not printed.*
88. Commission appointed to investigate Indian reserves of British Columbia.—(*Senate*).
Not printed.
89. Insurance rates between Canadian Atlantic ports, and ports in the United Kingdom.—(*Senate*)*Printed for distribution and sessional papers.*
90. Report of departmental commission relating to official statistics of Canada.—(*Senate*).
Printed for distribution only.
91. Copy of the Sixth Joint Report of the Commissioners for the Demarcation of the Meridian of the 141st degree of west longitude. Presented by Hon. Mr. Roche, 21st January, 1913.....*Not printed.*
92. Return to an Order of the House of the 9th December, 1912, for a copy of all papers, documents, petitions, memoranda, correspondence, &c., with the Government of British Columbia or any member thereof, with the fishery officers of the Marine and Fisheries Department resident in said province, with salmon canneries in said province, and with any company, person or persons, relating to the prohibition of the export of sockeye salmon from the said province of British Columbia since 15th October, 1911. Presented 20th January, 1913.—*Mr. Maclean (Halifax)*....*Not printed.*
93. Return to an Order of the House of the 20th March, 1912, for a copy of all correspondence and memoranda on the subject of cable rates, exchanged between the Canadian Post Office Department and the British Post Office Department. Presented 20th January, 1913.—*Mr. Lemieux*.....*Not printed.*
94. Return to an Address to His Royal Highness the Governor General of the 9th December, 1912, for a copy of all papers, documents, letters, &c., between the Government of Canada and the Commonwealth of Australia for the past twelve months relative to the matter of preferential tariff arrangements between the said two countries. Presented 21st January, 1913.—*Mr. Maclean (Halifax)*..*Printed for sessional papers only.*
95. Report of Mr. Olivar Asselin on an investigation of Belgian and French emigration to Canada. Presented by Hon. Mr. Roche, 21st January, 1913.
Printed for distribution and sessional papers.

 CONTENTS OF VOLUME 27—*Continued.*

- 95a. Return to an Order of the House of the 4th December, 1912, for a copy of all complaints, letters, papers, reports, and of all documents bearing on the investigation held at Port Daniel West, Quebec, into the conduct of Edward Dea, as overseer or guardian of the lobster hatchery at that place. Presented 22nd January, 1913.—*Mr. Marcil* *Not printed.*
- 95b. Report of R. A. Pringle, Esq., K.C., in relation to the investigation of the wreck of the steamer *Mayflower*, on the 12th November, 1912. Presented by Hon. Mr. Hazen, 6th February, 1913..... *Not printed.*
- 95c. Return to an Address to His Royal Highness the Governor General of the 29th January, 1913, for a copy of the report of the commission appointed to investigate complaints against the United Shoe Machinery Company, together with the order in council appointing the commission, the complaints upon which the order was issued and all action, if any, taken by the government on report of commission, by order in council or otherwise. Presented 11th February, 1913.—*Sir Wilfrid Laurier.*
Not printed
- 95d. Return to an Order of the House of the 20th January, 1913, for a copy of all evidence, letters, telegrams and other documents in connection with the investigation into the stranding of the D. G. steamer *Earl Grey* at Toney River, County of Pictou, in the spring of 1912; of the reports of the commissioner investigating the same, and of all correspondence, telegrams and documents in connection therewith, and of any departmental action in connection therewith. Presented 18th March, 1913.—*Mr. Macdonald.*
Not printed
- 95e. Return to an Order of the House of the 27th January, 1913, for a copy of all letters, papers, evidence and other documents in connection with the investigation into the collision between the steamship *City of Sydney* and the tug boat *Douglas H. Thomas*, in Sydney Harbour, 13th November, 1912, and of the findings and reports of the commissioner holding the investigation in regard to the same. Presented 2nd April, 1913.—*Mr. Macdonald*..... *Not printed.*
96. Report of the Second International Moral Education Congress held at the Hague, 22nd to 27th of August, 1912, and as related thereto, on moral instruction in the Canadian public schools, &c., by Mr. J. A. M. Aikins, who was appointed by the government to represent Canada at that Congress. Presented by Hon. Mr. Borden, 21st January, 1913..... *Printed for distribution only.*
97. Return to an Order of the House of the 4th December, 1912, for a copy of all pay-lists, letters, documents, letters and other papers in connection with the expenditures at Cariboo Island in the County of Pictou. Presented 21st January, 1913.—*Mr Macdonald* *Not printed.*
98. Return to an Order of the House of the 22nd January, 1913, for a copy of all correspondence, letters and telegrams between the Minister of Marine and Fisheries, or any officer of his department, and J. A. Gillies, K.C., Sydney, relating to the purchase from John B. Nicholson, of a site for a salmon hatchery at Snidlope Lake, Richmond County, N.S., and also of all accounts, charges and vouchers received from the said J. A. Gillies, for services in connection therewith and the payments made to the said J. A. Gillies in respect of the same. Presented 7th February, 1913.—*Mr. Kyte.*
Not printed.

CONTENTS OF VOLUME 27—Continued.

99. Return to an Order of the House of the 9th December, 1912, for a copy of all papers, documents and correspondence, between the Department of Public Works and any person or persons relating to the placing of obstructions in the waters of South West Cove, Lunenburg County, N.S. Presented 24th January, 1913.—*Mr. Maclean (Halifax)*.....*Not printed.*
100. Return to an Order of the House of the 4th December, 1912, for a copy of all pay-lists, letters, documents, telegrams and other papers in connection with the expenditures at Skinner's Cove in the County of Pictou. Presented 24th January, 1913.—*Mr. Macdonald**Not printed.*
101. Return to an Address to His Royal Highness the Governor General of the 22nd January, 1912, for a copy of all correspondence between the government of Canada and the government of the Province of Ontario, with regard to the extension of the boundaries of the said province. Presented 28th January, 1913.—*Sir Wilfrid Laurier.*
Not printed.
102. Return to an Order of the House of the 4th December, 1912, for a copy of all correspondence, reports, and documents, bearing on the claim of C. R. Scoles, of New Carlisle, Quebec, to a balance of subsidy voted to the Atlantic and Lake Superior railway, since October, 1911, to date. Presented 24th January, 1913.—*Mr. Marcil.*
Not printed.
103. Return to an Order of the House of the 4th December, 1912, for a copy of all correspondence, letters, telegrams, reports and other documents concerning an alleged defalcation in the accounts of Joseph J. Melanson, clerk in the customs office at Bathurst, County of Gloucester, which caused an inquiry to be held on the 23rd of October last by the Provincial Inspector of Customs, with the name of the accuser. Presented 24th January, 1913.—*Mr. Turgeon*.....*Not printed.*
104. Return to an Order of the House of the 9th December, 1912, for a copy of all papers, letters and telegrams in the custody of the Department of Railways and Canals, or any other department of the government, between the 1st day of September, 1874, and the 1st day of September, 1879, relating to the acquisition or expropriation of lands at St. Peters, N.S., for canal purposes, and relating to the appointment of valuers to apprise the value of such lands; the instructions to such valuers, the report or reports of such valuers, the area of lands taken, and the price paid for same; and also the amount paid each valuator for his services. Presented 27th January, 1913.—*Mr. Kyte*.....*Not printed.*
105. Return to an Order of the House of the 4th December, 1912, for a copy of all the different freight tariffs in force on the line of railway from Matapedia, Quebec, to New Carlisle, Quebec, and from New Carlisle, to Gascons, Quebec, and vice versa, and of any requests that have been received in regard to the change in the same; and also a copy of any requests, petitions, letters, or other documents complaining of the said tariffs. Presented 27th January, 1913.—*Mr. Marcil (Bonaventure).*
Not printed.
- 105a. Return to an Order of the House of the 10th December, 1912, for a copy of the different freight tariffs in force on the line of railway from Sunny Brae to Ferrona Junction, on the Intercolonial Railway, and of any requests that have been received in regard to the change in the same, and also a copy of any requests, petitions, letters or other documents complaining of said tariff. Presented 27th January, 1913.—*Mr. Sinclair*.....*Not printed.*

 CONTENTS OF VOLUME 27—*Continued.*

106. Return to an Order of the House of the 5th December, 1912, for a copy of the original instructions, including maps, specifications, profiles, &c., furnished the engineers on the eastern division of the Transcontinental railway between Winnipeg and Quebec by the chief engineer of the Transcontinental Commission, and approved by the Grand Trunk Pacific Railway Company. Also of all instructions, including specifications and profiles, issued by the chief engineer of the Transcontinental Commission or by the chairman, since 31st October, 1911, which in any way vary, amend, or depart from the original instructions above mentioned. Also, of all correspondence between the Minister of Railways or any official of his department and the chairman of the Transcontinental Commission, or the chief engineer, concerning the departure from the original instructions, either as to the grades, curves and bridges or other permanent structures. Also a copy of all correspondence between the Minister of Railways or any member of the government and any official of the Grand Trunk Pacific Railway Company referring to change of original instructions as regards grades, curves or permanent structures on the said line between Winnipeg and Quebec; and also of all correspondence between the chairman of the Transcontinental Commission or the chief engineer and any official of the Grand Trunk Pacific Railway Company, or any member of its engineering staff, concerning the proposed change of grades, curves, or other permanent structures on the line of the Transcontinental between Winnipeg and the City of Quebec. Presented 30th January, 1913.—*Mr. Graham.*

Not printed.

106a. Return to an Order of the House of the 7th May, 1913, for a copy of a letter, dated 24th September, 1904, written by Chief Engineer Lumsden of the Transcontinental Commission to Chairman Wade of the same body, in which the former recommended to the latter certain grades on the Transcontinental railway. Presented 15th May, 1913.—*Mr. Graham.*.....*Not printed.*

107. Return to an Order of the House of the 20th January, 1913, for a copy of all papers in connection with a claim of L. A. Sauvé to certain buildings at La Pointe des Cascades, on the Soulanges canal, and of all correspondence on the same. Presented 30th January, 1913.—*Sir Wilfrid Laurier.*.....*Not printed.*

108. Return to an Order of the House of the 5th December, 1912, for a copy of the contract entered into between the Department of Railways and Canals and W. H. Weller for St. Peters canal improvements, and for a copy of all correspondence between the contractor or any other person, firm or corporation and the Honourable Minister of Railways and Canals relating to the dumping of material removed by the contractor. Presented 30th January, 1913.—*Mr. Kyte.*.....*Not printed.*

108a. Return to an Order of the House of the 27th January, 1913, for a copy of all correspondence between the Department of Railways and Canals and C. D. Sargent, C.E., and between C. D. Sargent, C.E., and H. G. Stanton, Superintending Engineer of the St. Peters Canal, or between W. H. Weller, contractor for the St. Peters canal improvements, and either or all of said parties relative to work done by the contractor outside of his contract, and the specifications thereof, and also a copy of all correspondence, letters and telegrams between the Department of Railways and Canals or C. D. Sargent, C.E., and any other person, in regard to the same; and of all accounts and vouchers rendered by the contractor to the government of such work, and the payment made by the government to the contractor, specifying whether the same is paid for in full or otherwise. Presented 21st April, 1913.—*Mr. Kyte.*

Not printed.

108b. Return to an Order of the House of the 19th March, 1913, for a copy of the accounts of personal expenses paid to Mr. St. Amour, Superintendent of the Soulanges Canal,

CONTENTS OF VOLUME 27—*Continued.*

since he entered upon his duties.—Also return to an Order of the House of the 2nd April, 1913, for a copy of all accounts for personal expenses paid by the government to Mr. St. Amour, Superintendent of the Soulanges Canal, since the date of his appointment. Presented 29th April, 1913.—*Mr. Boyer*.....*Not printed.*

109. Return to an Order of the House of the 10th December, 1912, for a copy of all correspondence, letters, telegrams, petitions and other documents received since the 1st day of January, 1912, asking that the line of railway known as the Vale Road, should be taken over by the Intercolonial Railway. Presented 30th January, 1913.—*Mr. Macdonald*.....*Not printed.*

110. Return to an Order of the House of the 27th January, 1913, for a copy of all correspondence in connection with the issuing of letters patent to the Quebec Railway, Light, Heat and Power Company, Limited, and also said letters patent. Presented 30th January, 1913.—*Mr. Lemieux*.....*Not printed.*

111. Return to an Order of the House of the 9th December, 1912, for a copy of all papers, documents, correspondence, &c., between the Department of Trade and Commerce and Mr. Donnelly, late Canadian Trade Commissioner in Mexico, relating to the closing of the office of such trade commissioner in Mexico. Presented 3rd February, 1913.—*Mr. Maclean (Halifax)*.....*Not printed.*

112. Return called for by Section 88 of Chapter 62, Revised Statutes of Canada, requiring that the Minister of the Interior shall lay before parliament, each year, a return of liquor brought from any place out of Canada into the territories by special permission in writing of the Commissioner of the Northwest Territories. Presented by Hon. Mr. Roche, 3rd February, 1913.....*Not printed.*

113. Return to an Order of the House of the 22nd January, 1913, for a copy of all letters, telegrams and other papers and documents, relating to the resignation of Lt.-Col. W. F. Moore, 20th Regiment, Halton Rifles, and also of the resignation and the reply thereto. Presented 6th February, 1913.—*Mr. Macdonald*.....*Not printed.*

114. Return to an Order of the House of the 20th January, 1913, for a copy of all letters, papers, telegrams and other documents in connection with the strike of firemen and other men employed on the D.G.S. *Earl Grey*, in the year 1912 and 1913. Presented 11th February, 1913.—*Mr. Macdonald*.....*Not printed.*

115. Return to an Order of the House of the 27th March, 1912, for a copy of all papers, letters and telegrams relating to the applications for, or the granting of, a lease of False Cove Flats, Vancouver, B.C. Presented 11th February, 1913.—*Mr. Macdonald*.
Not printed.

116. Return to an Order of the House of the 27th January, 1913, for a copy of all correspondence and other papers in connection with a proposed guarantee of bonds to the Quebec and Saguenay railway. Presented 11th February, 1913.—*Mr. Lemieux*....*Not printed.*

116a. Return to an Order of the House of the 9th April, 1913, for a copy of all documents, including petitions, memorials, letters and telegrams, addressed to the government, or any of its members, urging it to take over and incorporate into the Canadian government railway system, the Quebec and Oriental Railway and the Atlantic, Quebec and Western Railway, with a copy of all the answers thereto. Presented 20th May, 1913.—*Mr. Marcil (Bonaventure)*.....*Not printed.*

 CONTENTS OF VOLUME 27—*Continued.*

- 116b. Return to an Address to His Royal Highness the Governor General of the 11th December, 1912, for a copy of all orders in council in connection with the construction of a line of railway from St. John to Grand Falls in the Province of New Brunswick, or any portion thereof and also of all plans and profiles filed with the Department of Railways and Canals by the St. John and Quebec Railway Company, and of all correspondence between the Department of Railways and Canals or any official thereof and with the said company or the Government of the Province of New Brunswick, or any official thereof, with reference to the curves, grades or general specifications of the said railway or any portion thereof. Presented 20th May, 1913.—*Mr. Carvell.*
Not printed.
- 116c. Return to an Order of the House of the 28th April, 1913, for a copy of all memorials, petitions, letters, and other documents submitted to the Board of Railway Commissioners from 1st January, 1913, to date, by any party whatsoever regarding the service of the Quebec and Oriental Railway and the Atlantic, Quebec and Western Railway, as to freight, passengers and express matters, with a copy of all orders and rulings issued by such Board and of all correspondence in connection therewith. Presented 20th May, 1913.—*Mr. Marcil (Bonaventure).....Not printed.*
117. Return to an Address to His Royal Highness the Governor General of the 5th December, 1912, for a return showing the number of appeals made to the Governor in Council during the twelve months preceding 25th November, 1912, against orders of the Board of Railway Commissioners, the particulars of each appeal, and the decision rendered by the Governor in Council in each case. Presented 11th February, 1913.—*Mr. GrahamPrinted for sessional papers only.*
118. Return to an Address to His Royal Highness the Governor General of the 22nd January, 1913, for a copy of all orders in council and of all correspondence relating to the extension of facilities for obtaining information useful to Canadian Trade and Commerce in connection with the British Consular Service. Presented 11th February, 1913.—*Mr. Ames.....Not printed.*
119. Return to an Order of the House of the 24th January, 1913, for a return showing all the employees of the different departments at Ottawa, and also in the nine provinces and territories of Canada, and other places outside of Canada, in the inside and outside service, who have left their employment since the 1st October, 1911, up to the 10th January, 1912, inclusively, with their names, Christian names, age, nationality, employment and salaries respectively; the date of their appointment; the date of their leaving; their salaries, the time of their appointment and at leaving; the reasons of their leaving; and if replaced or not; the names, Christian name, age, nationality, employment and salary of those who have replaced them; and in the case of dismissals, a list of the persons who asked for their dismissals; in the case of these replacing them, a list of the persons who recommended their successors Presented 11th February, 1913.—*Mr. Wilson (Laval).....Not printed.*
- 119a. Supplementary return to an Order of the House of the 24th January, 1912, for a return showing all the employees of the different departments at Ottawa, and also in the nine provinces and territories of Canada, and other places outside of Canada, in the inside and outside service, who have left their employment since the 1st October, 1911, up to the 10th January, 1912, inclusively, with their names, Christian names, age, nationality, employment and salaries respectively; the date of their appointment; the date of their leaving; their salaries at the time of their appointment and at leaving; the reasons of their leaving; and if replaced or not; the names, Christian name, age, nationality, employment and salary of those who have replaced them;

CONTENTS OF VOLUME 27—*Continued.*

and in the case of dismissals, a list of the persons who asked for their dismissals; in the case of these replacing them, a list of the persons who recommended their successors. Presented 17th March, 1913.—*Mr. Wilson (Laval)*.....*Not printed.*

120. Return to an Address to His Royal Highness the Governor General of the 5th February, 1912, for a copy of all tenders, contracts, reports and other memoranda of the engineers of the Department of Public Works, orders in council, correspondence and all other documents relating to the construction of a dam for storage purposes at the foot of Lake Timiskaming. Presented 12th February, 1913.—*Mr. Pugsley.*
Not printed.
- 120a. Return to an Order of the House of the 4th March, 1912, for a copy of all contracts, correspondence or writings whatsoever, respecting the construction of a dam in 1908 or 1909, called the Lake Timiskaming dam constructed or built over the rivers forming the inflow or the discharge of the said lake, exchanged between the Government of Canada and the contractor or contractors. Presented 12th February, 1913.—*Mr. Boulay*.....*Not printed.*
121. Return to an Order of the House of the 28th March, 1912, for a return giving a list of the subjects of the oil paintings and water colours which have become the property of the National Gallery of Canada since 1891; and the names of the artists in each case. Presented 12th February, 1913.—*Mr. Burnham*.....*Not printed.*
122. Return to an Order of the House of the 27th January, 1913, for a copy of all documents, letters, correspondence, reports, recommendations, &c., relating to the petition of Mr. Firmin Thibault, of St. Denis, County of Kamouraska, for his indemnity for having served at the time of the Fenian invasion. Presented 13th February, 1913 — *Mr. Lapointe (Kamouraska)*.....*Not printed.*
123. Return to an Order of the House of the 27th January, 1913, for a return showing what date or dates the government purchased the site for the new Dominion Rifle Range in the County of Carleton, Ontario, from whom were the several parcels of land purchased, and what price per acre was paid for each, the number of acres of land purchased, and the total amount paid therefor, if any buildings have been erected on the said lands by the government, and the cost thereof, the amounts paid by the government for commissions, fees, agency charges, and legal expenses, and to whom in connection with said purchase, the amount of money expended by the Government on the said range for all purposes, from the date of the original purchase of the land up to 23rd January, 1913, and any sums remaining to be paid in any way connected with the purchase of the said range, to whom and the respective amounts thereof, the distance from the post office in the City of Ottawa to the said range, if any line of electric or other railway runs from the City of Ottawa to the said range, and what means of transportation will be provided for riflemen going to and returning from the said range. Presented 13th February, 1913.—*Mr. Wilson (Laval)*.....*Not printed.*
124. Return to an Address to His Royal Highness the Governor General of the 10th February, 1913, for a copy of the memorial presented to the Government during the session of 1911-12, by a delegation from the Government of Prince Edward Island asking for an increased provincial subsidy, a copy of which memorial was laid on the Table of the House by the Finance Minister last session of Parliament, but is not now apparently on the files of the House Presented 17th February, 1913.—*Mr. Hughes (Kings, P.E.I.)*.....*Printed for sessional papers only.*
125. Return to an Address to His Royal Highness the Governor General of the 9th December, 1912, for a copy of all papers, letters, telegrams and correspondence between the Government of Canada or any member thereof, since 1st November, 1911, to the pre-

 CONTENTS OF VOLUME 27—*Continued.*

sent time, with any corporation, company, party or parties, in any way relating to the Customs Tariff upon cement or to the temporary reduction made of the Customs Tariff upon cement; also for a copy of all letters and correspondence by and between members of the Government of Canada during the same period relating to the same subject, and of all papers, documents, memoranda and orders in council relative to the reduction of the Customs Tariff upon cement made by order in council since the close of the last session of parliament. Presented 17th February, 1913.—*Mr. Maclean (Halifax)*.....*Not printed.*

125a. Return to an Address to His Royal Highness the Governor General of the 20th January, 1913, for a copy of all petitions since the 1st of October, 1911, addressed to the Governor General in Council or to any member of the government, asking for a remission and the adjustment of duty on cement, of all letters to the ministers individually on the same, of all correspondence and of all orders in council. Presented 21st February, 1913.—*Sir Wilfrid Laurier*.....*Not printed.*

125b. Return to an Address to His Royal Highness the Governor General of the 9th December, 1912, for a copy of all papers, documents, petitions, orders in council, letters and telegrams in any department of the government of Canada, or that passed between the Department of Customs and the Department of Justice or any solicitor, counsel, association, company or individual, during the past twelve months, respecting the imposition of tariff duties upon imported lumber dressed on one side and sized, or respecting the interpretation of tariff item No. 504, together with a printed copy of any stated case, appeal, factum or argument used before the Exchequer Court of Canada or the Supreme Court of Canada, in the matter of the judicial interpretation of tariff item No. 504. Presented 4th June, 1913.—*Mr. Maclean (Halifax)*
Not printed.

126. Return to an Order of the House of the 4th December, 1912, for a copy of all correspondence passing between the government or any member thereof with respect to the east half of Section 27 in township six (6) in range two (2) west of the third meridian. Presented 17th February, 1913.—*Mr. Martin (Regina)*.....*Not printed.*

127. Return to an Order of the House of the 27th January, 1913, for a return showing when the militia or regular forces was first called out in Canada since Confederation in aid of the civil authorities, how often, when and where has the same been called out since, the amount of money paid by each municipal corporation for such service in each case, what corps called out on each occasion, whether to quell strikes in each instance or for what purpose. Presented 18th February, 1913.—*Mr. Macdonald*.
Not printed.

128. Return to an Order of the House of the 29th January, 1913, for a copy of all correspondence, papers, &c., concerning the application by James McKelvey, of the town of Sarnia, Ontario, for Fenian Raid Volunteer Bounty. Presented 18th February, 1913.—*Mr. Macdonald*.....*Not printed.*

129. Return to an Order of the House of the 10th February, 1913, for a copy of all documents, correspondence, memorandums, reports, requests for inquiries, of the appointment of commissioners and other documents, relating to the study of the causes for the depopulation of country places and the high cost of living in the eastern provinces of the Dominion. Presented 18th February, 1913.—*Mr. Paquet*.....*Not printed.*

130. Return to an Order of the House of the 9th December, 1912, for a copy of all papers, documents, memoranda and correspondence relating to the application of the Banque Internationale to the Treasury Board for a certificate for the commencement of business. Presented 18th February, 1913.—*Mr. Maclean (Halifax)*.....*Not printed.*

CONTENTS OF VOLUME 27—*Continued.*

- 131.** Return to an Order of the House of the 4th December, 1912, for a copy of all papers, documents, telegrams, reports, letters, and instructions regarding smelt and salmon fishing in the Restigouche river and the Baie des Chaleurs since October, 1911, up to date, together with copy of instructions issued to officials of the Department of Marine and Fisheries in that connection. Presented 18th February, 1913.—*Mr. Marcil (Bonaventure)*.....*Not printed.*
- 132.** Return to an Order of the House of the 29th January, 1913, for a copy of all correspondence and papers concerning the increase of salary of Mr. Sevigny, employed at the immigration office at Montreal. Presented 18th February, 1913.—*Mr. Carvell.*
Not printed.
- 133.** Return to an Order of the House of the 5th February, 1913, for a return showing whether any order for goods has been given by the Department of Public Works since 1st October, 1911, at Montreal, Quebec, St. John and Halifax; tenders asked for in each case; orders for goods given without tenders; names of firms, and amounts in each case. Presented 19th February, 1913.—*Mr. Macdonald*.....*Not printed.*
- 134.** Return to an Order of the House of the 10th December, 1912, for a copy of all correspondence and other papers, in the Department of Public Works, concerning the awarding of a contract for a Welsh coal supply to the various Dominion public buildings in Montreal. Presented 19th February, 1913.—*Mr. Lemieux*....*Not printed.*
- 135.** Return to an Order of the House of the 5th December, 1912, for a return showing how many dredging contracts were let by the Department of Public Works during the year 1911-12, the name of each tenderer and the amount of each tender. Presented 19th February, 1913.—*Mr. Lemieux*.....*Not printed.*
- 135a.** Return to an Order of the House of the 4th December, 1912, for a return showing the quantity by cubic yards of dredging made in the harbour of Bathurst by the dredge *Restigouche* during the months of May, June, July, August, September, October, and November of the year 1911, and during the same months in the year 1912. Presented 19th February, 1913.—*Mr. Turgeon*.....*Not printed.*
- 135b.** Return to an Order of the House of the 10th December, 1912, for a copy of all correspondence, documents, recommendations and reports respecting the dredging Des Prairies river, the work done, depth, length and width of channel dredged, the list of men employed to perform that work, their salaries, and the amount of money spent on that work since the 1st of October, 1911, up to the 21st November, 1912. Presented 12th May, 1913.—*Mr. Wilson (Laval)*.....*Not printed.*
- 135c.** Return to an Order of the House of the 3rd March, 1913, for a copy of all documents, letters, reports of engineers and a detailed statement of expenditure in connection with dredging at Ste. Anne de Restigouche and Cross Point, Bonaventure County. Presented 4th June, 1913.—*Mr. Marcil (Bonaventure)*.....*Not printed.*
- 135d.** Return to an Order of the House of the 19th March, 1913, for a return showing the amount of dredging done by the government dredges for private parties or firms in Prince Edward Island, during the season of 1912; the names of the parties or firms for whom this dredging was done; the number of yards of material dredged for each party or firm; the class of material dredged, and the price per yard the government charged for this dredging; who measured the material dredged, and whether it was scow measurement that was made; who recommended the said dredging to be done; if the resident engineer or any engineer was consulted in regard to the measuring, and if the resident engineer or any engineer had control over the matter at all. Presented 6th June, 1913.—*Mr. Hughes (Kings, P.E.I.)*.....*Not printed.*

CONTENTS OF VOLUME 27—*Continued.*

136. Return to an Order of the House of the 9th December, 1912, for a copy of the accounts of Jean Baptiste Lena and of his wife, for work done to the public buildings at Valleyfield, Quebec, in May, 1912; also for a copy of all correspondence, reports and documents relating to the payment in full or a part of their accounts. Presented 19th February, 1913.—*Mr. Papineau*.....*Not printed.*
137. Return to an Order of the House of the 4th December, 1912, for a return showing the amount of money expended in improving the channel of the Ottawa river between the city of Hull and the village of Masson. Presented 19th February, 1913.—*Mr. Devlin.*
Not printed.
138. Return to an Order of the House of the 4th December, 1912, for a copy of all documents relating to the transferring of P. E. Amiot, resident engineer of the Department of Public Works, Bonaventure, Quebec, to the district of Chicoutimi and Saguenay, and the appointment in his stead, in Bonaventure County, of Charles E. Tache, of Chicoutimi, as resident engineer, with a copy of all the instructions given to the latter and his duties, residence and salary. Presented 19th February, 1913.—*Mr. Marcil (Bonaventure)*.....*Not printed.*
139. Return to an Order of the House of the 4th December, 1912, for a copy of all petitions, correspondence, memoranda, reports, and resolutions of county or other municipal councils of Bonaventure County asking or objecting to certain public works in Bonaventure County since October, 1911, with the Minister of Public Works, or any member of the present administration, and replies made thereto. Presented 19th February, 1913.—*Mr. Marcil (Bonaventure)*.....*Not printed.*
140. British Canadian Loan and Investment Company, Limited, Toronto, for year 1911.—(*Senate*).....*Not printed.*
141. Claims of present fish warden, Baker Lake, County of Madawaska, N.B.—(*Senate*).
Not printed.
- 141a. Return to an Order of the House of the 29th January, 1913, for a copy of all letters, telegrams, reports, information, convictions and other documents in the possession of the Department of Marine and Fisheries or any officer thereof relating to the prosecution in the year 1910, against George Rowlings and James Rowlings, of Musquodoboit Harbour, County of Halifax, for a violation of the fishery regulations. Presented 21st May, 1913.—*Mr. Sinclair*.....*Not printed.*
- 141b. Return to an Order of the House of the 29th January, 1913, for a copy of all papers, letters, telegrams and documents or other communications, had with the Department of Marine and Fisheries or any official thereof, in regard to the prosecutions against the following parties:—Samuel Stewart, Melvin Hart, Andrew McNeil, Thomas McNeil, Hugh Malcolm, Tom Moffatt, James Waddin, Samuel Wright and Dougald Higgins, of Westville, County of Pictou, for infractions of the Fisheries Act, and of any applications or letters relative to relief from the fines imposed or the return of the same; and also of all papers, letters, and other documents relating to a charge against Rod. Martin, of Westville aforesaid, a fishery guardian, for illegal fishing and other offences. Presented 21st May, 1913.—*Mr. Macdonald*.....*Not printed.*
- 141a. Claims of Messrs. Boulanger and Son, Montmagny, Quebec.—(*Senate*)....*Not printed.*
142. Copy of Report of Minister of Justice in *re* Florence Mining Company.—(*Senate*).
Not printed.

 CONTENTS OF VOLUME 27—*Continued.*

143. Instruction sent to the different Lieutenant Governors of different provinces of Canada, with commissions.—(*Senate*).....*Not printed.*
144. Return to an Order of the House of the 15th January, 1913, for a copy of all papers, letters, documents, telegrams, reports and opinions in relation to the claim of William Iceton, of Purcell's Cove for a return of a boat from the Department of Marine and Fisheries or any other department. Presented 20th February, 1913.—*Mr. MacDonald**Not printed.*
145. Return to an Address to His Royal Highness the Governor General of the 9th December 1912, for a copy of all papers, telegrams, letters and orders in council respecting the transfer of the property known as the Police Point Reserve to the corporation of the City of Medicine Hat, Alberta. Presented 20th February, 1913.—*Mr. Buchanan.*
Not printed.
146. Return to an Order of the House of the 29th January, 1913, for a copy of the inquiry made by F. B. Atkinson, Lévis, as to an accident that happened to the horse of Arsene Lauzier, at Amqui, County of Rimouski, on the 19th February, 1912. Presented 20th February, 1913.—*Mr. Boulay*.....*Not printed.*
147. Correspondence, memoranda, &c., in respect to the issue of a patent for the N. $\frac{1}{2}$ of S. W. $\frac{1}{4}$ of section 8, in township 49, range 26, west of the 2nd meridian, to one Arthur Donaldson, bearing date the 19th November, 1912. Presented by Hon. Mr. Roche, 20th February, 1913.....*Not printed.*
- 147a. Return to an Order of the House of the 12th February, 1913, for a copy of all letters, telegrams and other documents with respect to the north half of the southwest quarter of section eight (8), township forty-nine (49), range twenty-six (26), west of the second meridian, province of Saskatchewan, and the granting of a homestead entry for the said land to one Arthur Donaldson. Presented 6th June, 1913.—*Mr. Martin (Regina)*.....*Not printed.*
148. Return to an Order of the House of the 12th February, 1913, for a copy of all papers, reports and other documents relating to the delay of the Indian Department in issuing patents for lands purchased from the St. Peters band of Indians, and forming part of the St. Peters Indian reserve, Manitoba. Presented 25th February, 1913.—*Mr. Oliver*.....*Not printed.*
149. Return an Address to His Royal Highness the Governor General of the 27th January, 1913, for a copy of all applications addressed to the Government by the Algoma Steel Company for remission of duties on rails imported by the said company at Fort William; of all correspondence on the same, of all evidence sought and obtained by the government and supplied by the company in support of its application; and of all orders in council ordering such remission of duties. Presented 25th February, 1913.—*Sir Wilfrid Laurier*.....*Not printed.*
150. Return to an Order of the House of the 24th February, 1913, for a return showing the stenographers and secretaries of the House of Commons, and the names of the members for whom each of them work. Presented 26th February, 1913.—*Mr. Boulay.*
Not printed.
- 150a. Return to an Order of the House of the 31st March, ultimo, for a return giving the names and home addresses of the persons employed in the House of Commons as stenographers to members. Presented 1st April, 1913.—*Mr. Martin (Regina).*
Not printed.

CONTENTS OF VOLUME 27—*Continued.*

151. Return to an Order of the House of the 16th January, 1913, for a return showing the number of bushels of grain and barrels or sacks of flour which were shipped from Montreal, Quebec, St. John, N.B., and Halifax, for twelve months preceding the 31st day of December, 1912; the kinds of each product respectively, and the quantities of said commodities at each of above points which were domestic and foreign. Presented 26th February, 1913.—*Mr. Bennett (Simcoe)*.....*Not printed.*
152. Return to an Order of the House of the 19th February, 1913, for a return showing in detail the quantity and values, respectively, of the imports and exports of Canada with Great Britain, United States, Australia and New Zealand, during the year ending 31st March, 1912, in horses, cattle, sheep, hogs, bacon, hams, fresh and salted beef, lard, tallow, mutton, canned meats, butter, cheese, eggs, poultry and apples. Presented 26th February, 1913.—*Mr. Sutherland*.....*Not printed.*
153. Return to an Address to His Royal Highness the Governor General of the 26th February, 1912, for a copy of all letters, documents and correspondence relating to action by the Government in regd to the relief of the shareholders and depositors of the Farmer's Bank, and of the order in council appointing Sir William Meredith as Commissioner, and all correspondence in relation thereto. Presented 26th February, 1913.—*Mr. Macdonald*.....*Not printed.*
- 153a. Report of the Honourable Sir William Ralph Meredith, Kt., Commissioner appointed to make investigation into all matters connected with the Farmers Bank of Canada. Presented by Hon. Mr. White, 26th February, 1913.

Printed for distribution and sessional papers.

CONTENTS OF VOLUME 28.

(This volume is bound in three parts.)

- 153b. Report of Royal Commission authorized by orders in council dated 19th day of July, 1912, and the 5th day of August, 1912, to inquire into alleged complaints as to methods of weighing butter and cheese in Montreal, and also as to the methods of payment. Presented by Hon. Mr. Burrell, 30th May, 1913.
- Printed for distribution and sessional papers.*
154. Return to an Order of the House of the 27th January, 1912, for a return showing the amount of the subsidy paid to each of the four original provinces of the Dominion at Confederation, and the population on which such payment was based; the subsidy payable to each of the remaining five provinces on entering the union, and the population on which such payment was based; the sum added to the subsidy of any province as better terms, and the date which such addition was made respectively; the details of each readjustment of subsidies since 1867, and the yearly subsidy at present payable to each province, with the population on which such payment is based, and the original debt allowance, if any, respectively, placed to the credit of each province on entering the union. Presented 27th February, 1913.—*Mr. Sinclair.*
- Printed for sessional papers only.*
155. Return to an Order of the House of the 29th January, 1913, for a copy of all correspondence in regard to the disposition of the Marine Hospital at Pictou to the town of Pictou, or any other corporation or person. Presented 27th February, 1913.—*Mr. Macdonald*.....*Not printed.*
156. Return to an Order of the House of the 29th January, 1913, for a copy of all letters, tenders, contracts, papers and other documents in the possession of the Department of Marine and Fisheries relating to the making and cancellation of a contract or agreement between the said department and one Charles G. Giffin, of Isaac Harbour,

CONTENTS OF VOLUME 28.—Continued.

N.S., to perform certain services for the lobster hatchery at that place, and also relating to a subsequent agreement with one Philip McArthur to perform similar duties. Presented 27th February, 1913.—*Mr. Sinclair*.....*Not printed.*

- 157.** Return to an Order of the House of the 29th January, 1913, for a copy of all papers and correspondence concerning the claim of Charles Mennier, ex-Collector of Customs at Marieville, Quebec, for rent. Presented 28th February, 1913.—*Mr. Lemieux.*
Not printed.

- 158.** Return to an Order of the House of the 9th December, 1912, for a copy of all letters, correspondence, documents and reports relating to the closing of the post office at Pomket river, Antigonish County, Nova Scotia, and the cancellation of the contract for the carrying of the mail between Heatherton and Pomket river. Presented 28th February, 1913.—*Mr. Chisholm (Antigonish)*.....*Not printed.*

- 158a.** Return to an Order of the House of the 27th January, 1913, for a copy of all letters, telegrams, petitions and other correspondence and documents received by the Post Office Department during the last twelve months from the honourable member for East Grey and others, relating to the closing of the post office at Harkaway, County of Grey, province of Ontario, and of the proposed change in the mail service. Presented 25th March, 1913.—*Mr. Lanctot*.....*Not printed.*

- 159.** Claims put forth by and on behalf of Indians of British Columbia—Report of James T. McKenna on.—(*Senate*).....*Not printed.*

- 159a.** Return to an Address to His Royal Highness the Governor General of the 20th January, 1913, for a copy of all correspondence between the Government of British Columbia and the Government of Canada concerning the rights and claims of the Indians in the province, and of all orders in council with regard to the same. Presented 14th May, 1913.—*Sir Wilfrid Laurier*.....*Not printed.*

- 159b.** Return to an Order of the House of the 28th April, 1913, for a copy of all correspondence, reports and recommendations from Rev. R. L. Macdonald, Indian agent at Salmon River reserve, Richmond County, N.S., relating to the Indian school in said reserve; and of all correspondence and instructions from the Department of Indian Affairs to the said Indian agent, relating to the same; also a copy of all complaints, charges and reports against Miss Charlotte M. Devereaux, teacher of the said school, and of all correspondence and recommendations relating to the appointment of Earnest McNeil to succeed her, since 1st January, 1912. Presented 23rd May, 1913.—*Mr. Kyte*.....*Not printed.*

- 159c.** Return to an Order of the House of the 12th May, 1913, for a copy of the last surrender and of all papers, correspondence and other documents in connection with the surrender of part of the White Bear Indian Reserve; together with a copy of all letters and telegrams referring to this surrender by officials of the Department or others, and of the authority on which this surrender was taken, the number of acres surrendered, and how disposed of. Presented 23rd May, 1913.—*Mr. Bradbury.*
Not printed.

- 159d.** Return to an Order of the House of the 30th April, 1913, for a copy of all letters, papers, memoranda and other documents, dated since 1st January, 1912, relating to the Kitsilano Indian Reserve in the City of Vancouver. Presented 23rd May, 1913.—*Mr. Oliver*.....*Not printed.*

- 160.** Immigrants—number of, who settled in Canada, in 1911-12, and from whence.—(*Senate*).
Not printed.

 CONTENTS OF VOLUME 28.—*Continued.*

- 160a. Return to an Order of the House of the 7th May, 1913, for a return showing the number of immigrants coming into Canada during the year ending 31st March, 1913, inspected by the government medical inspectors; the total cost of such medical inspections; the number of medical doctors employed by the government during that period; the name, salary and location of each, including those resident in Ottawa. Presented 6th June, 1913.—*Mr. Schaffner*.....*Not printed.*
161. Correspondence with Mr. V. Steffansson concerning northern expedition. Presented by Hon. Mr. Hazen, 3rd March, 1913.....*Not printed.*
- 161a. Copy of order in council No. P.C. 406 of the 22nd February, 1913, with reference to Mr. V. Steffansson's proposed northern expedition. Presented by Hon. Mr. Hazen, 10th March, 1913.....*Not printed.*
162. Return to an Address to His Royal Highness the Governor General of the 25th March, 1912, for a copy of all letters, requests, petitions, orders in council and other documents in the possession of the Department of Marine and Fisheries relating to the change in the fishery regulations by which steam trawlers were prohibited from participating in the fishing bounty. Presented 3rd March, 1913.—*Mr. Sinclair.*
Not printed.
- 162a. Return to an Address to His Royal Highness the Governor General, of the 10th February, 1913, for a copy of all petitions, correspondence, reports of experts or officers, of orders in council, minutes of council, and of other papers and documents in the possession of the Department of Marine and Fisheries, or any department of the government, relating to steam trawling on the Atlantic seaboard. Presented 15th April, 1913.—*Mr. Sinclair*.....*Not printed.*
163. Return to an Order of the House of the 19th February, 1913, for a copy of all correspondence, papers, accounts, vouchers, concerning the purchase and subsequent repairs of a private car by the Department of Militia and Defence, from the Canadian Northern Railway Company. Presented 3rd March, 1913.—*Mr. Lemieux.*
Not printed.
164. Return to an Order of the House of the 24th February, 1913, for a return showing separately the amount paid by the Department of Indian Affairs for medical attendance on account of the Indians on the Micmac reserve of Ste. Anne de Restigouche, Quebec, for each year from 1900 to 1913, inclusive, and to whom paid. Presented 10th March, 1913.—*Mr. Marcil (Bonaventure)*.....*Not printed.*
165. Return to an Order of the House of the 19th February, 1913, for a copy of all correspondence, letters, telegrams and other documents relative to the sale of alleged Indian lands at Nyanza, riding of North Cape Breton and Victoria, N.S., to one Philip McDonald, such sale having taken place about the year 1877. Presented 17th March, 1913.—*Mr. McKenzie*.....*Not printed.*
- 165a. Return to an Order of the House of the 7th May, 1913, for a return showing the number of acres surrendered by the Côté's Band of Indians, the number of acres sold by private sale, the number of acres still unsold; together with a copy of all letters from persons who made application for purchase of surrendered lands in Côté's reserve, or from any person on behalf of purchasers and replies thereto; and of all reports, letters or memoranda addressed to the Superintendent General of Indian Affairs, from any officer of the department respecting the private sale of said lands; also a copy of any document or documents covering the authority under which these lands were sold by private sale, and of all letters addressed to the department, or any officer of department, respecting the sale of said lands. Presented 3rd June, 1913.—*Mr. Bradbury*.....*Not printed.*

 CONTENTS OF VOLUME 28.—*Continued.*

- 166.** Return to an Order of the House of the 12th February, 1913, for a copy of all letters, reports and other documents received by the Minister of Labour regarding labour conditions on the Grand Trunk Pacific between Tête Jaune Cache and Fort George. Presented 17th March, 1913.—*Mr. Oliver*.....*Not printed*
- 167.** Return to an Address to His Royal Highness the Governor General of the 3rd February, 1913, for a copy of all telegrams, letters and other documents passing between the Government of Canada, or any member thereof, and the Government of the Province of Saskatchewan, or any member thereof, with respect to chapter 17 of the statutes of Saskatchewan, 1912, being an Act to prevent the employment of female labour in certain capacities. Presented 17th March, 1913.—*Mr. Martin (Regina)*.....*Not printed.*
- 168.** Return to an Order of the House of the 10th December, 1912, for a copy of all correspondence, petitions and other papers received by the Prime Minister, or any member of the government, since the 1st April, 1912, in connection with the school system established in that portion of the Keewatin Territory annexed to the province of Manitoba. Presented 17th March, 1913.—*Mr. Macdonald*.....*Not printed.*
- 169.** Return to an Order of the House of the 29th January, 1913, for a return showing the number of accidents to lock gates or bridges on the Welland Canal during the year ending 25th November, 1912, the nature of the accidents, the amount of damage in each case and the amount recovered by the Government from vessel owners in each instance. Presented 18th March, 1913.—*Mr. Graham*.....*Not printed.*
- 170.** Return to an Order of the House of the 3rd March, 1913, for a copy of the contract passed on the 6th day of August, 1910, between the City of Quebec and the Transcontinental Railway Commissioners, for the acquisition by the latter of the property known as Champlain Market, to be used as a station and terminals for the said railway; of all the correspondence between the said city and the present Commissioner of the said railway, with the Minister of Railways, or any other Minister, with regard to the non-execution of the said contract by the said commission. Presented 18th March, 1913.—*Sir Wilfrid Laurier*.....*Printed for sessional papers only.*
- 171.** Return to an Order of the House of the 29th of January, 1913, for a copy of all letters, correspondence, &c., respecting the request for suspension by H. Boulay, of J. Stahl, assistant inspector of immigration on the railway. Presented 19th March, 1913.—*Mr. Boulay**Not printed.*
- 172.** Return to an Order of the House of the 17th February, 1913, for a return showing the total area of land thrown open for pre-emption and purchased homesteads in each of the provinces of Saskatchewan and Alberta since the passing of the Dominion Lands Act of 1908; also the number of acres of such lands which have been disposed of by way of pre-emptions and purchased homesteads in each of the said provinces, the amount of principal money collected on account of such lands in each of the said provinces up to 31st December, 1912, and the amount of interest collected on account of such lands in each of the said provinces to 31st December, 1912. Presented 19th March, 1913.—*Mr. Martin (Regina)*.....*Not printed*
- 173.** Return to an Order of the House of the 10th February, 1913, for a copy of all letters, correspondence, memorials and other documents received by the Right Honourable the Prime Minister and the Honourable the Minister of Justice, since the 1st day of January, 1912, relating to the request by county court judges for an increase of salary and for an amendment to the Judges Act with respect to retiring allowances. Presented 26th March, 1913.—*Mr. Proulx*.....*Not printed.*

CONTENTS OF VOLUME 28.—Continued.

- 174.** Return to an Order of the House of the 13th February, 1913, for a return showing the names of the keepers in Portsmouth penitentiary, and their religious belief; the names of any of the said keepers who may have been dismissed, the date, charges and on whose recommendation were they reinstated. Presented 26th March, 1913.—*Mr. Edwards*.....*Not printed.*
- 174a.** Return to an Order of the House of the 13th February, 1913, for the name of the discipline officer in charge of each of the following departments in Portsmouth penitentiary, the date when each was first appointed on the penitentiary staff, the date to his present position, and the religious belief of each: Quarry, farm, warden's residence and grounds, blacksmith shop, bath room and laundry, stone shed, tailor and shoe shop, changing room, stone pile, sewage plant, asylum ward, cell wings, library and Roman Catholic and Protestant chapels, hospital, shop dome, carpenter, tin and paint shop, and prison of isolation. Presented 26th March, 1913.—*Mr. Edwards*.....*Not printed.*
- 175.** Return to an Order of the House of the 17th February, 1913, for a copy of all statements of account for salary or remuneration to the Commissioner, and his expenses, for witness fees and all other expenses in connection with the investigations by Commissioner Duchemin, of the following persons in Antigonish County namely: Patrick M. Desoste, deckhand SS. *Scotia*, Harbour au Boucher; William R. Fougère, sectionman, Harbour au Bouche; Allen Kinney, sectionman, Linwood; Hubert Myatte, sectionman, Tracadie; John McDonell, sectionman, Afton Station; John W. Malanson, sectionman, Afton; James Armstrong, sectionman, Heatherton; Charles Landry, sectionman, Pomket; William S. Landry, section foreman, Pomket; Colin McDonald, sectionman, James River; Archibald Chisholm, station agent, Heatherton; Joseph Benoit, station agent, Pomket; Alex. R. McAdam, fishery officer, Malignant Cove; Alex. McDonald, sub-collector, Doctors Brook; Charles L. Gass, sub-collector, Bayfield; Jeffrey M. Crispo, sub-collector, Harbour au Bouche; Hugh R. McAdam, postmaster, Arisaig; Thomas J. Sears, postmaster, Lochaber, Charles L. Gass, postmaster, Bayfield; and Joseph P. Benoit, postmaster, Pomquet; also the expenses in detail, of and incidental to the investigation by said Commissioner Duchemin of the charges made against John J. McDonald, postmaster, McArra's Brook; Archibald Stewart, section foreman, Harbour au Bouche; Ronald McFarlane, section foreman, Williams Point; Henry Williams, sectionman, Marshy Hope; and John W. McInnes, bridge foreman Intercolonial Railway, Antigonish. Presented 26th March, 1913.—*Mr. Chisholm (Antigonish)*.....*Not printed.*
- 175a.** Return to an Order of the House of the 28th April, 1913, for a return showing the date of the appointment of H. P. Duchemin, Investigating Commissioner for Eastern Nova Scotia; the number of days he has been employed by the government since the appointment; the gross amount paid to Mr. Duchemin as an allowance for his services, excluding travelling expenses or other outlay; the amount which has been paid to Mr. Duchemin to date for travelling expenses, living expenses, witness fees, and other sundry expenses, respectively. Presented 21st May, 1913.—*Mr. Sinclair*.....*Not printed.*
- 176.** Return to an Order of the House of the 4th December, 1912, for a copy of the report or reports made by C. E. Taché, resident engineer of Bonaventure County, Quebec, on public works existing or asked for in that constituency since October, 1911, up to date. Presented 28th March, 1913.—*Mr. Maréchal (Bonaventure)*.....*Not printed.*
- 177.** Return to an Order of the House of the 6th February, 1913, for a return showing what properties within the area north of Wellington street and west of Bank street, in the City of Ottawa, have been purchased or acquired by the Government; from whom the said purchases were made, and the price paid, or agreed to be paid, in each case; the

CONTENTS OF VOLUME 28.—Continued.

number of said properties not yet paid for, the names of the owners thereof, and amount, if any, in dispute in each case; the names of the persons who were employed in any capacity, or for any purpose, in connection with the purchase of the said properties, and the terms of their employment; the amount which has been paid to each, and further amounts to be paid to such persons, giving their respective names; whether the Government has employed any persons or agents to collect rent from the tenants or occupants of any of the said properties, if so, the names of such rent collectors, for what period employed, and amount by way of salary, fees, or commission, paid to each: the total amount paid by the Government up to 31st January, 1913, in connection with the purchase or acquisition of the said properties. Presented 28th March, 1913.—*Mr. Murphy**Not printed.*

- 178.** Return to an Order of the House of the 24th January, 1913, for a copy of all correspondence between the Minister of Public Works and H. Morel, M.P.P., for East Nipissing, in any way relating to the construction of a road or highway from North Bay to Sturgeon Falls, Ontario; and of all petitions, correspondence, surveys, and engineers' reports in any way connected with the building of the said road or highway. Presented 28th March, 1913.—*Mr. Murphy*.....*Not printed.*
- 179.** Return to an Order of the House of the 4th December, 1912, for a copy of all pay-lists, letters, documents, telegrams and other papers in connection with the expenditures made on Brulé wharf in the County of Colchester during the last two years. Presented 28th March, 1913.—*Mr. Macdonald*.....*Not printed.*
- 179a.** Return to an Order of the House of the 10th December, 1912, for a copy of all papers, documents, tenders and correspondence relating in any way to the construction of a wharf at Kraut Point, Lunenburg County, N.S. Presented 28th March, 1913.—*Mr. Maclean (Halifax)*.....*Not printed.*
- 180.** Return to an Order of the House of the 29th January, 1913, for a copy of all correspondence, papers, &c., concerning the application made by the Eastern Canada Power Company, with a view to raise the head of the River St. Lawrence in the vicinity of Coteau, Cedar, Split Rock and Cascade rapids to the level of the water in Lake St. François. Presented 28th March, 1913.—*Mr. Lemieux*.....*Not printed.*
- 181.** Return to an Order of the House of the 4th December, 1912, for a copy of all correspondence, letters and telegrams addressed by the Conservative candidate in the County of Gloucester at the election of 21st September, 1911, to the Minister of Public Works from the day he took his oath of office, on 10th October, 1911, up to the 31st December, of the same year, on the subject of public works then under construction in the said county. Presented 28th March, 1913.—*Mr. Turgeon*.....*Not printed.*
- 182.** Return to an Order of the House of the 10th March, 1913, for a return showing the number of men of the R. C. regiment at Aldershot, during the summer of 1912, previous to the regular militia camp; date of going into camp; number there during said time; whether tenders for supplies for these men were called for; number of tenders received and from whom; if any contracts were awarded on said tenders and, if not, what was done with the said tenders; how and from whom were supplies for these men obtained; the prices paid during said time per pound respectively, for meat, sugar, butter, tea, coffee, bacon, bread, and how much per bushel for vegetables; the cost per ration for supplies for said men of the R. C. regiment at Aldershot camp during the time aforesaid; the cost per ration for supplies to the regular militia camp under contract during the annual drill in the fall of 1912. Presented 28th March, 1913.—*Mr. Kyle*.....*Not printed.*

 CONTENTS OF VOLUME 28.—*Continued.*

183. Report on wholesale prices in Canada, 1912, by R. H. Coats, B.A., F.S.S., editor of the *Labour Gazette*. Presented by Hon. Mr. Crothers, 28th March, 1913....*Not printed.*
184. Area of territories added to Ontario and Quebec, by Statutes of 1912.—(*Senate*).
Not printed.
185. Relating to recent increase in prices charged Canadian fishermen for manilla cord.—(*Senate*).....*Not printed.*
186. Report of the Pilotage Commission of Quebec. Presented by Hon. Mr. Hazen, 28th March, 1913.....*Not printed.*
187. Return to an Order of the House of the 26th February, 1913, for a copy of all memoranda, letters, papers, telegrams and other documents in the possession of the Department of the Interior relating to the S. W. 36-16-27, W. 2. Presented 31st March, 1913.—*Mr. Knowles*.....*Not printed.*
- 187a. Return to an Order of the House of the 3rd March, 1913, for a copy of all correspondence, telegrams and other papers in connection with the southwest $\frac{1}{4}$ of 4-9-14 west of 2nd meridian. Presented 10th April, 1913.—*Mr. Bradbury*.....*Not printed.*
- 187b. Return to an Order of the House of the 26th March, 1913, for a copy of all papers, letters, memoranda and other documents relating to the northwest of 30-25-7-2. Presented 25th April, 1913.—*Mr. Oliver*.....*Not printed.*
- 187c. Return to an Order of the House of the 3rd March, 1913,—1. For a copy of all correspondence and other papers in connection with the disposal of the following lands and the claim of James W. Brown in connection with these lands:—
 Part of S.E. $\frac{1}{4}$ section 21-20-21-W. 2nd meridian, area $\frac{5}{100}$ ths acre.
 Part of N.E. $\frac{1}{4}$ section 21-20-21-W. 2nd meridian, area $\frac{116}{100}$ ths acre
 Part of S.E. $\frac{1}{4}$ section 20-20-21-W. 2nd meridian, area 80 acres.
 Part of S.W. $\frac{1}{4}$ section 28-20-21-W. 2nd meridian, area $72\frac{2}{100}$ ths acres.
 Whole of S.E. $\frac{1}{4}$ section 28-20-21-W. 2nd meridian, area 160 acres.
 Whole of N.E. $\frac{1}{4}$ section 32-20-21-W. 2nd meridian, area 160 acres.
 Part of S.E. $\frac{1}{4}$ section 32-20-21-W. 2nd meridian, area 80 acres.
 Whole of N.W. $\frac{1}{4}$ section 5-21-21-W. 2nd meridian, area 160 acres.
 Whole of S.E. $\frac{1}{4}$ section 5-21-21-W. 2nd meridian, area 160 acres.
 Part of N.E. $\frac{1}{4}$ section 5-21-21-W. 2nd meridian, area $123\frac{83}{100}$ ths acres.
 Whole of S.W. $\frac{1}{4}$ section 5-21-21-W. 2nd meridian, area 160 acres.
 2. Also of all papers in connection with the disposal of the whole of the northwest quarter-section 22-20-21, west of the second meridian; and part of S.W. $\frac{1}{4}$, 2-20-21-W. of the second meridian; and of all correspondence and papers in connection with Alexander Hurst Brown's claim *re* these lands. Presented 30th April, 1913.—*Mr. Bradbury**Not printed.*
- 187d. Return to an Order of the House of the 9th April, 1913, for a copy of all letters, papers, telegrams and other documents in connection with the sale of the N.W. quarter-section 29 10-18-W. Presented 13th May, 1913.—*Mr. Turriff*.....*Not printed.*
- 187e. Return to an Order of the House of the 28th April, 1913, for a copy of all letters, memoranda and other documents relating to the northeast quarter of 14-75-15-5, during the years 1911, 1912, and 1913 to date. Presented 13th May, 1913.—*Mr. Oliver*.
Not printed.

 CONTENTS OF VOLUME 28:—*Continued.*

- 187f.** Return to an Order of the House of the 31st March, 1913, for a copy of all papers, telegrams, applications, and other documents in connection with the S.W. 2-19-20, west 2nd M. Homestead, patented 3rd June, 1892; the S. $\frac{1}{2}$ of N.E. 20-20-21, west 2nd M. patented 11th October, 1904, N.W.H.B., as assignee of Edward Boucher; the S.E. $\frac{1}{4}$ of 22-20-21, west 2nd M., N.W.H.B., patented 22nd September, 1900, as assignee of Louis McGillies; the S.E. $\frac{1}{4}$ of 28-20-21, west 2nd M., N.W.H.B., patented 26th August, 1901, as assignee of J. Bte. Fagant, jr., and the E. $\frac{1}{2}$ of S.E. $\frac{1}{4}$ of 32-20-21, west 2nd M., N.W.H.B., patented 11th September, 1901, as assignee of Jos. Alexander; and of all papers in connection with any claims of G. W. Brown or others in connection with these lands. Presented 3rd June, 1913.—*Mr. Bradbury*.....*Not printed.*
- 187g.** Return to an Order of the House of the 31st March, 1913, for a copy of all papers, telegrams, applications and other documents regarding the S.W. $\frac{1}{4}$, 28-20-21, west 2nd M., N.W.H.B., patented 1st March, 1909, as assignee of Norbert Bellehumeur; and the W. $\frac{1}{2}$ of S.E. $\frac{1}{4}$, 32, 20, 21, west 2nd M., N.W.H.B., patented 1st March, 1909, as assignee of Norbert Bellehumeur; and of all papers in connection with any claims by Norman McKenzie or others against the Government in connection with these lands. Presented 4th June, 1913.—*Mr. Bradbury*.....*Not printed.*
- 188.** Return to an Order of the House of the 10th March, 1913, for a copy of all correspondence or communication of any kind between the Department of Insurance at Ottawa and the Department of Insurance at Toronto since June, 1907, touching the transfer of the Canadian Guardian Life Insurance Company from the jurisdiction of the Insurance Department at Ottawa to that of the jurisdiction of the Insurance Department at Toronto; of all correspondence, if any, between the Insurance Department at Ottawa and the *Saturday Night*, newspaper of Toronto, touching the affairs of the Canadian Guardian Life Insurance Company or the International Insurance Company, Limited; and of all correspondence and other communications between the Department of Insurance at Ottawa and the Government of the province of Alberta in reference to the affairs of the Canadian Guardian Life Insurance Company or the International Insurance Company, Limited. Presented 31st March, 1913.—*Mr. German.*
Not printed.
- 189.** Copy of an Order in Council, &c., respecting a contribution of \$30,000 to assist in alleviating the distress of the sufferers by the disastrous cyclone which swept over the City of Regina and its vicinity. Presented by Hon. Mr. White, 31st March, 1913.
Not printed.
- 190.** Copy of correspondence respecting the Treaty of Commerce and Navigation between the United Kingdom and Japan. Presented by Hon. Mr. Borden, 1st April, 1913.
Printed for sessional papers only.
- 190a.** From Imperial Consulate General of Japan for the Dominion of Canada. The undersigned, His Imperial Majesty's Consul General at Ottawa, duly authorized by His Government, has the honour to declare that the Imperial Japanese Government are fully prepared to maintain with equal effectiveness the limitation and control which they have since 1908 exercised in the regulation of emigration from Japan to Canada. 11th April, 1913. Presented by Hon. Mr. Borden, 11th April, 1913.....*Not printed.*
- 191.** Copy of the order in council in connection with the appointment of a Commission to inquire into the claims of the province of British Columbia for exceptional treatment. Presented by Hon. Mr. Borden, 1st April, 1913.....*Printed for sessional papers only.*
- 191a.** Memorandum *re* British Columbia's claims for special consideration. Presented by Hon. Mr. Borden, 1st April, 1913.....*Printed for sessional papers only.*

CONTENTS OF VOLUME 28.—*Continued.*

- 191b.** Copies of orders in council, &c., relating to the appointment of commissioners to adjust all matters relating to Indian lands and Indian affairs generally in the province of British Columbia. Presented by Hon. Mr. Borden, 17th April, 1913.
Not printed.
- 191c.** Report of the Royal Commission appointed to inquire into and report upon the law respecting pilotage and its administration in the pilotage districts of Montreal and Quebec; and what changes, if any, are desirable therein; and also, a letter addressed to the Minister of Marine and Fisheries from Mr. Ajutor Lachance, one of the commissioners. Presented by Hon. Mr. Hazen, 18th April, 1913.....*Not printed.*
- 191d.** Report of Royal Commission on Industrial Training and Technical Education, Parts I, II, III. and IV. Presented by Hon. Mr. Crothers, 4th June, 1913.
Printed for distribution and sessional papers.
- 192.** Return to an Order of the House of the 24th February, 1913, for a copy of all memoranda, letters, papers and documents relating to the setting apart of a forest reserve on the north side of the Saskatchewan river opposite the City of Prince Albert. Presented 2nd April, 1913.—*Mr. Oliver*.....*Not printed.*
- 192a.** Return to an Order of the House of the 26th February, 1913, for a copy of all memoranda, reports, letters, and other documents of any kind in the possession of the Department of the Interior relating to the suitability for forest reserve or for homesteading purposes, of the whole or any part of townships 24 and 25, range 27, west of the first meridian, now forming part of the Riding Mountain Forest Reserve. Presented 11th April, 1913.—*Mr. Oliver*.....*Not printed.*
- 193.** Return to an Order of the House of the 10th February, 1913, for a copy of all correspondence exchanged between the Department of Marine and Fisheries and the member for Temiscouata, and all other persons, respecting the placing of a light or line of lights on wharf at Ile Verte, County of Temiscouata. Presented 4th April, 1913.—*Mr. Paquet**Not printed.*
- 194.** Copy of a report of the Committee of the Privy Council, approved by His Excellency the Administrator, on the 5th April, 1913, relative to a contract for an ocean mail, passenger and freight steamship service between Canada and Great Britain and Great Britain and Canada, together with the articles of agreement for the said service. Presented by Hon. Mr. Pelletier, 7th April, 1913.....*Not printed.*
- 195.** Return to an Order of the House of the 10th March, 1913, for a statement showing the total volume of trade, in import and export, respectively, between Canada and Newfoundland for each year during the period from the 1st day of January, 1896, to the 1st day of January, 1913, and of what the said trade consisted of each year.
- 2.** The volume of trade between Newfoundland and the West Indian Islands, included in the West Indian trade agreement with Canada, dated the 9th day of April, 1912, during the years 1909, 1910, 1911 and 1912, in import and export, and of what the said import and export consisted of each year. Presented 10th April, 1913.—*Mr. McKenzie*.
Not printed.
- 195a.** Supplementary return to an Order of the House of the 10th March, 1913, for a statement showing the total volume of trade, in import and export, respectively, between Canada and Newfoundland for each year during the period from the 1st day of January, 1896, to the 1st day of January, 1913, and of what the said trade consisted of each year.

CONTENTS OF VOLUME 28.—*Continued.*

2. The volume of trade between Newfoundland and the West Indian Islands, included in the West Indian trade agreement with Canada, dated the 9th day of April, 1912, during the years 1909, 1910 1911 and 1912, in import and export, and of what the said import and export consisted of each year. Presented 21st April, 1913.—*Mr. McKenzie**Not printed.*
196. Return to an Order of the House of the 9th December, 1912, for a copy of all letters, telegrams, and correspondence referring in any way to the purchasé or leasing of the property in Antigonish, N.S., now in use as a gun shed or store house for the equipment of the 18th Field Battery of Artillery. Presented 14th April, 1913.—*Mr. Chisholm (Antigonish)*.....*Not printed.*
197. Return to an Order of the House of the 19th March, 1913, for a copy of all tenders asking for the construction of a drill hall at Fernie, B.C., of all correspondence concerning the awarding of the contract, and of all correspondence and documents regarding said tender and contract. Presented 14th April, 1913.—*Sir Wilfrid Laurier.*
Not printed.
- 197a. Supplementary return to an Order of the House of the 19th March, 1913, for a copy of all tenders asking for the construction of a drill hall at Fernie, B.C., of all correspondence concerning the awarding of the contract, and of all correspondence and documents regarding said tender and contract. Presented 6th June, 1913.—*Sir Wilfrid Laurier*.....*Not printed.*
198. Return to an Order of the House of the 24th February, 1913, for a copy of all correspondence and documents between the government of Canada or any officer thereof, and one Miss Mastin, of England, relating to a presentation of certain chinaware and other curiosities, made to the Government by the said Miss Mastin, in memory of the defeat at the polls of the agreement relating to reciprocity with the United States. Presented 14th April, 1913.—*Mr. Sinclair*.....*Not printed.*
199. Return to an Order of the House of the 19th March, 1913, for a return showing the names, professions or occupations, residences, the date of appointment, and the salary in each case, of all correspondents of the *Labour Gazette*, and also the number of changes made in that particular for the year 1912. Presented 22nd April, 1913.—*Mr. Verville**Not printed.*
200. Return to an Order of the House of the 26th March, 1913, for a return showing the amount of seed grain supplied to settlers in Peace River during the year 1912; the amount of seed grain being provided for settlers in Peace River during 1913; who distributed the seed grain supplied in 1912 and who is authorized to distribute seed grain in 1913; under what conditions seed grain was supplied during 1912, and those proposed for 1913; if provisions were supplied during 1912, what the conditions were and who gave out the supplies; if it is intended to supply provisions in 1913, what conditions will be given and who will give them out. Presented 25th April, 1913.—*Mr. Oliver**Not printed.*
201. Return to an Order of the House of the 7th April, 1913, for a copy of all documents in the Department of the Interior prior to the issue of the Crown patents relating to Lot No. 217 of the Hudson Bay Company Survey, in the parish of St. John, Winnipeg. Presented 25th April, 1913.—*Mr. Proulx*.....*Not printed.*
202. Return to an Order of the House of the 31st March, 1913, for a copy of all correspondence claims and reports with reference to compensation claimed by owners of horses attached to the 10th Field Battery at Camp Petawawa in the summer of 1912, by rea-

 CONTENTS OF VOLUME 28.—*Continued.*

son of damage or disease contracted while in the service; also of all such claims paid, the amounts in each case, and the persons to whom paid. Presented 25th April, 1913.—*Mr. Carvell*.....*Not printed*

203. Return to an Order of the House of the 11th December, 1912, for a copy of all papers, documents, pay-rolls, accounts, receipts, and correspondence in connection with all expenditures of money made in 1912 upon the Petite Rivière breakwater, Lunenburg County, Nova Scotia. Presented 29th April, 1913.—*Mr. Maclean (Halifax)*.
Not printed.

203a. Return to an Address to His Royal Highness the Governor General of the 9th December, 1912, for a copy of all advertisements, tenders, contracts, orders in council, letters, correspondence, &c., relating to the construction of a wharf or breakwater at Seaforth, Halifax County, N.S. Presented 29th April, 1913.—*Mr. Maclean (Halifax)*.
Not printed.

203b. Return to an Order of the House of the 20th March, 1912, for a copy of all documents, letters, correspondence, petitions, reports, &c., addressed to the Department of Public Works since the 21st September last on the subject of a wharf now under construction at St. Croix, in the County of Lotbinière, province of Quebec. Presented 29th April, 1913.—*Mr. Fortier*.....*Not printed.*

203c. Return to an Order of the House of the 19th March, 1913, for a return showing whether the repairs to Red Point wharf, Lot 48, Prince Edward Island, have been completed; if the work was done by tender or by day labour; if by tender, with whom the contract was made; if by day labour, the number of superintendents, inspectors, or overseers employed, their names, the number of days each did work, and the wages per day paid to each; the number of men employed, their names, the number of days each did work and the wages per day paid to each; who supplied the materials; the amount of each kind or class used, and the price paid for each kind or class; the total amount paid for materials, wages and cost of the work. Presented 2nd May, 1913.—*Mr. Hughes (Kings, P.E.I.)*.....*Not printed.*

203d. Return to an Order of the House of the 31st March, 1913, for a copy of all documents, papers, correspondence, representations, &c., relating to the purchase of land at Digby, Nova Scotia, for the purpose of a site for a public wharf. Presented 2nd May, 1913.—*Mr. Maclean (Halifax)*.....*Not printed.*

203e. Return to an Order of the House of the 19th March, 1913, for a return showing whether the repairs to Southport wharf, Lot 48, Prince Edward Island, have been completed; if the work was done by tender or by day labour; if by tender, with whom the contract was made; if by day labour, the number of superintendents, inspectors, or overseers employed, their names, the number of days each did work, and wages per day paid to each; the number of men employed, their names, the number of days each did work and the wages per day paid to each; who supplied the materials; the amount of each kind or class used and the price paid for each kind or class; the total amount paid for materials, wages and cost of the work. Presented 2nd May, 1913.—*Mr. Hughes (Kings, P.E.I.)*.....*Not printed.*

203f. Return to an Order of the House of the 11th December, 1912, for a copy of all accounts, correspondence, telegrams, complaints and other documents in possession of the Department of Public Works, in relation to the expenditure of moneys on harbour improvements at Grand Etang, during the year 1911-12. Presented 13th May, 1913.—*Mr. Chisholm (Inverness)*.. . . .*Not printed.*

CONTENTS OF VOLUME 28.—*Continued.*

- 203g.** Return to an Order of the House of the 7th April, 1913, for a copy of all documents, correspondence, &c., relating to the purchase by the Department of Public Works of a certain quantity of timber for the construction of a wharf at St. Germain de Kamouraska, the said purchase having been made, as alleged, from Murray Castonguay during the year 1912. Presented 26th May, 1913.—*Mr. Lapointe (Kamouraska).*
Not printed.
- 203h.** Return to an Order of the House of the 29th January, 1913, for a copy of all letters written to the Honourable Minister of Public Works, or to any officer of the Public Works Department, or to any member of the government since 10th October, 1911, by G. A. R. Rowlings, John S. Wells and S. R. Griffin, relating to the construction of public works, County of Guysborough, N.S., also a copy of the replies to the same. Presented 29th May, 1913.—*Mr. Sinclair.*.....*Not printed.*
- 203i.** Return to an Order of the House of the 7th May, 1913, for a copy of all correspondence exchanged between the Postmaster General and M. Isidore Belleau, of Quebec, in connection with improvements contemplated in Quebec harbour. Presented 2nd June, 1913.—*Mr. Carvell.*.....*Not printed.*
- 203j.** Return to an Order of the House of the 28th April, 1913, for a copy of all papers, documents, pay-rolls, receipts, accounts, correspondence, &c., relating to repairs made upon the breakwater at Petite Rivière, Lunenburg County, N.S., in the year 1912. Presented 6th June, 1913.—*Mr. Maclean (Halifax).*.....*Not printed.*
- 204.** Return to an Order of the House of the 4th March, 1912.—1. For a copy of all reports of engineers from 1874 to 1900, relating to the most suitable site in the harbour of Quebec for the construction of a dry dock. .
2. Of all correspondence exchanged on the subject of a choice of a site for the dry dock now existing at St. Joseph de Lévis, at the time of its construction.
3. Of engineers reports, plans, maps and bearings relating to the construction of a new dry dock in the port of Quebec since 1900.
4. Of all correspondence exchanged between the different companies and the government relating to the construction of a new dry dock in the port of Quebec, since 1909.
5. Also for the production of all documents submitted by the different companies who have asked for the government grant provided by the Dry Dock Subsidies Act. Presented 29th April, 1913.—*Mr. Béland.*.....*Not printed.*
- 204a.** Dry dock of Lévis. Report of Mr. Charles Smith against Sampson, et al.—(*Senate*).
Not printed.
- 204b.** Return to an Address to His Royal Highness the Governor General of the 19th March, 1913, for a copy of all orders in council, plans and estimates, correspondence, papers and inquiries respecting the construction of a dry dock at Quebec or Lévis or in the port or harbour of Quebec. Presented 6th June, 1913.—*Mr. Lachance.*....*Not printed.*
- 205.** Return to an Order of the House of the 9th April, 1913, for a copy of the petition of the Restigouche Fishermen's Association to the Minister of Marine and Fisheries asking for the removal of Mr. M. M. Mowat, head guardian of the Restigouche Riparian Association as Dominion fishery officer, and the answer thereto. Presented 2nd May, 1913.—*Mr. Marcil (Bonaventure).*.....*Not printed.*
- 206.** Return to an Order of the House of the 13th February, 1913, for a return showing the name of the company who has the contract for the electric lighting of the government buildings and grounds in Ottawa, date of contract and period, on what notice can contract be cancelled, price paid per kilowatt hour for electric lighting, names of

CONTENTS OF VOLUME 28.—Continued.

buildings lighted, cost of lighting each per year, rate for electric lighting if a combined power and light rate, price for current for power purposes, if lamps are not free, price paid for the carbon and tungsten lamps renewed, are lamps marked so as to be identified as belonging to the government buildings; number of electric lamp renewals paid for during the last fiscal year, where required, number of carbon and tungsten lamps respectively in use in the several buildings and the candle power or wattage of the same. Presented 2nd May, 1913.—*Mr. Wilson (Wentworth)*

Not printed.

- 207.** Return to an Order of the House of the 17th February, 1913, for a copy of all correspondence, letters, telegrams, petitions, memoranda, reports, tenders, deposits, recommendations and all other documents of any nature whatsoever bearing on or having relation to the erection of a public building in the city of Three Rivers, P.Q., since the 11th day of October, 1911, to date. Presented 2nd May, 1913.—*Mr. Bureau.*

Not printed.

- 207a.** Return to an Order of the House of the 26th May, 1913, for a copy of all papers, letters, and documents relating to the construction of a public building in the town of Laurentides, County of L'Assomption. Presented 4th June, 1913.—*Mr. Seguin.*

Not printed.

- 207b.** Return to an Order of the House of the 2nd April, 1913, for a copy of all correspondence, letters, telegrams, contracts, tenders and reports of government inspector, in relation to the work and repairs on the public building at North Sydney during the year 1912, and particularly the inspector's report on the damages caused by fire during the construction of said works and repairs; and also a copy of the tenders of Henry Lovell, for the above work. Presented 6th June, 1913.—*Mr. McKenzie.*

Not printed.

- 207c.** Return to an Order of the House of the 27th January, 1913, for a copy of all telegrams, letters, documents and plans relative to the purchase or acquirement of land for the purpose of erecting a public building in Stellarton, Nova Scotia, in the year 1912. Presented 6th June, 1913.—*Mr. Macdonald*.....*Not printed.*

- 208.** Return to an Order of the House of the 24th February, 1913, for a return showing the names of the buildings occupied by the Government as public offices, which are under rent, excepting the Centre, East, West and Langevin Blocks; the street on which each of these offices is situated and the number of the street in each case. Presented 2nd May, 1913.—*Mr. Boulay*.....*Not printed.*

- 209.** Return to an Order of the House of the 11th December, 1912, for a copy of all accounts, correspondence, telegrams, complaints and other documents in possession of the Department of Public Works, relating to the construction of telegraph lines during the year 1911-12, from South West Margaree to Scotsville, from Scotsville to North Ainslee; from Scotsville to South Lake Ainslee and Whyecomagh; from Little Narrows to Whyecomagh; from Rossville to Big Intervale and from Rossville to the Victoria County Boundary Line, all in the County of Inverness. Presented 2nd May, 1913.—*Mr. Chisholm (Inverness)*.....*Not printed.*

- 210.** Correspondence in connection with the area or areas prescribed for mangle in British Columbia.—(*Senate*)....*Not printed.*

- 211.** Report made by the Central Railway of Canada to the Railway Department.—(*Senate*).
Not printed.

CONTENTS OF VOLUME 28.—Continued.


- 212.** Return to an Address to His Royal Highness the Governor General of the 10th February, 1913, for a copy of all orders in council, letters, telegrams and of all other official documents of any kind in the possession of the Department of Customs, relating to the seizures of twenty horses from John Gobel, for smuggling them across the United States boundary near Coutts, or Writing-on-Stone, between the 20th and 28th of February, 1911. Presented 5th May, 1913.—*Mr. MacNutt*.....*Not printed.*
- 213.** Return to an Address to His Royal Highness the Governor General of the 10th February, 1913, for a copy of all orders in council, letters, telegrams and of all other official documents of any kind in the possession of the Department of the Interior, relating to sale of school lands which have been held in the provinces of Alberta and Saskatchewan since the 12th day of October, 1911. Presented 7th May, 1913.—*Mr. McCraney*.....*Not printed.*
- 213a.** Return to an Order of the House of the 2nd April, 1913, for a return showing by quarter-section, or fraction of quarter-section, all school lands sold in Manitoba, Saskatchewan and Alberta during the calendar year 1912; the price per acre at which each separate parcel was sold; the name and address of each purchaser; a list of all school lands sold at above sales which have since been cancelled; the price at which each parcel of said cancelled lands were sold, with the names and addresses of purchasers of each parcel of said lands sold and subsequently cancelled. Presented 23rd May, 1913.—*Mr. Turriff*.....*Not printed.*
- 213b.** Return to an Order of the House of the 12th February, 1913, for a return showing all school lands sold in the province of Saskatchewan in 1912, giving each parcel of land sold, the name and address of each purchaser, the date and place of sale, the name of the auctioneer at each sale, and any assignments of contracts of purchase of which the government has notice, and a copy of all correspondence passing between the Government, or any member thereof, and the Government of the province of Saskatchewan or any member thereof, with respect to the sale of school lands in the said province. Presented 6th June, 1913.—*Mr. Martin (Regina)*.....*Not printed.*
- 214.** Return to an Order of the House of the 9th April, 1913, for a copy of all petitions, affidavits, specifications, plans, drawings, claims, certificates, papers and patent rights in the Department of Agriculture or the Patents Branch thereof, with respect to Patent Number 142823. Presented 7th May, 1913.—*Mr. Carvell*.....*Not printed.*
- 215.** Return to an Order of the House of the 28th April, 1913, for a copy of all memorials, petitions, and letters, addressed to or sent by the Minister of Agriculture, or on his behalf, in connection with the establishment of an agricultural school, model farm or demonstration station at New Carlisle, Quebec. Presented 9th May, 1913.—*Mr. Marcil (Bonaventure)*.....*Not printed.*
- 216.** Return to an Order of the House of the 28th April, 1913, for a copy of all telegrams, correspondence, returns, &c., between the Department of Agriculture, and any other person or persons, requesting recently that the Veterinary Director General of Canada visit Nova Scotia. Presented 9th May, 1913.—*Mr. Maclean (Halifax)*.
Not printed.
- 217.** Extent to which the Franking privilege is used by the several provinces in Canada for statistics.—(*Senate*).....*Not printed.*
- 218.** Return to an Order of the House of the 29th January, 1913, for a copy of all diaries and other documents relating to and showing the work performed during the months of June and July, 1912, by Homestead Inspectors Rathwell and Erratt in the Moosejaw land district. Presented 16th May, 1913.—*Mr. Knowles*.....*Not printed.*

 CONTENTS OF VOLUME 28.—*Continued.*

- 218a. Return to an Order of the House of the 29th January, 1913, for a copy of all diaries relating to and showing the work performed during the months of June and July, 1912, by Homestead Inspectors Brandt, Balfour, Onelette and Sipes, in the Regina land district. Presented 16th May, 1913.—*Mr. Martin (Regina)*.....*Not printed.*
- 218b. Return to an Order of the House of the 29th January, 1913, for a return showing the expenses of Homestead Inspectors Brandt, Balfour, Onelette and Sipes during the months of June and July, 1912. Presented 16th May, 1913.—*Mr. Martin (Regina)*.
Not printed.
- 218c. Return to an Order of the House of the 29th January, 1913, for a return showing the expenses of Homestead Inspector Miller of the Moosejaw land district during the months of June and July, 1912, together with a copy of all reports, proceedings, diaries and other documents, showing the work performed during the said time by the said homestead inspector. Presented 16th May, 1913.—*Mr. Knowles*.....*Not printed.*
- 218d. Return to an Order of the House of the 29th January, 1913, for a copy of all diaries and other documents relating to and showing the work performed during the months of June and July, 1912, by Homestead Inspectors Shields and McLaren, in the Swift Current lands district. Presented 23rd May, 1913.—*Mr. Knowles*.....*Not printed.*
- 218e. Return to an Order of the House of the 29th January, 1913, for a return showing the expenses of Homestead Inspectors Shields, McLaren, Erratt and Rathwell, during the months of June and July of 1912. Presented 26th May, 1913.—*Mr. Knowles*.
Not printed.
219. Return to an Order of the House of the 26th March, 1913, for a copy of all papers, memoranda, and instructions relating to a certain area of land on the bank of Little Maniton Lake, Saskatchewan, recently transferred to the town of Waterous, for park purposes. Presented 16th May, 1913.—*Mr. Oliver*.....*Not printed.*
220. Return to an Order of the House, of the 4th December, 1912, for a copy of all correspondence and other documents in the possession of the Department of Public Works relating to the proposed interprovincial bridge between Hawkesbury, Ontario, and Grenville, Quebec. Presented 26th May, 1913.—*Mr. Proulx*.....*Not printed.*
221. Return to an Order of the House of the 1st April, 1913, for a copy of all complaints, charges, evidence and reports in connection with the investigation held at Aldershot, N.S., in September, 1912, relating to the alleged thefts of property from the militia camp. Presented 26th May, 1913.—*Mr. Kyte*.....*Not printed.*
- 221a. Return to an Order of the House of the 21st April, 1913, for a copy of all notices, tenders, contracts and correspondence relating to the supplying of ice for the military camp at Aldershot, N.S., for 1913, and of all correspondence relating to the source of such ice supply. Presented 26th May, 1913.—*Mr. Kyte*.....*Not printed.*
222. Return to an Order of the House of the 17th February, 1913, for a copy of all letters, proposals, tenders, memoranda, papers and documents in the possession of the Department of Trade and Commerce, or any department of the Government, bearing date since 1st December, 1912, relating to steamship service between Canada and the West Indies. Presented 27th May, 1913.—*Mr. Maclean (Halifax)*.....*Not printed.*
- 222a. Return to an Order of the House of the 2nd April, 1913, for a copy of all correspondence, petitions, letters, telegrams, and other documents in the Department of Trade and Commerce, or any department of the Government, relating to the S.S. service,


CONTENTS OF VOLUME 28.—*Continued.*

- between Mulgrave, County of Guysborough and Cheticamp, Inverness County, during the years 1910-11, 1911-12, and 1912-13, and the service to be continued during the year 1913-14. Presented 27th May, 1913.—*Mr. Chisholm (Inverness)*.....*Not printed.*
223. Return to an Order of the Senate calling upon the Clerk of the House to furnish a statement showing the number of Bills passed by the House of Commons since Confederation, which have been:—1. Amended by the Senate. 2. Rejected by the Senate. 3. Amended by the Senate and accepted by the Commons.—(*Senate*).....*Not printed.*
224. Return to an Order of the House of the 14th May, 1913, showing whether a contract was passed by the Post Office Department in the year 1911, for the use of stamp vending machines, the terms of said contract, the date, and by whom signed. Presented 2nd June, 1913.—*Mr. Lemieux*.....*Not printed.*
225. Ordinances of the Yukon Territory, passed by the Yukon Council in the year 1913. Presented by Hon. Mr. Coderre, 2nd June, 1913.....*Not printed.*
226. Names of judges of Superior and Circuit Court in province of Quebec, date of appointment, &c.—(*Senate*).....*Not printed.*
227. Return to an Order of the House of the 19th May, 1913, for a return showing the per capita taxation for the year ending 31st March, 1913, and for each of the twelve preceding years. Presented 3rd June, 1913—*Mr. Hughes (Kings, P.E.I.)*....*Not printed.*
228. Return to an Order of the House of the 29th May, 1913, for a return showing whether a certificate has been issued by the Treasury Board authorizing the transfer of the assets and liabilities of La Banque Internationale du Canada to the Home Bank; the terms of the said transfer, and all documents bearing on this question. Presented 3rd June, 1913.—*Mr. Lemieux*.....*Not printed.*
229. Report of the Canadian delegates to the International Conference, held at New York for the consideration of the Commemoration of the First Century of Peace between the United States and the British Empire. Presented by Hon. Mr. Borden, 5th June, 1913.....*Not printed.*
230. Return to an Address to His Royal Highness the Governor General of the 10th March, 1913, for a copy of all correspondence, memoranda, orders in council, departmental orders and reports from fishery overseers or other officers, during the past two years, relating to weir licenses in the waters of the Counties of Charlotte and St. John, Province of New Brunswick. Presented 6th June, 1913.—*Mr. Pugsley*.....*Not printed.*
231. Return to an Order of the House of the 24th February, 1913, for a copy of all letters and papers relating to the issue of half-breed scrip, warrant No. 2155, certificate No. 672, to Albert St. Denis, and the disposition of the said scrip. Presented 6th June, 1913.—*Mr. Oliver*.....*Not printed.*
232. Return to an Address to His Royal Highness the Governor General of the 3rd February, 1913, for a copy of all papers in connection with the withdrawal from settlement of a strip of land one mile in width along the line of the Hudson Bay Railway, and of the order in council, and also of all plans and correspondence in connection with the same, prior and subsequent thereto. Presented 6th June, 1913.—*Mr. Graham.*
Not printed.
233. A return to an Order of the Senate dated 7th March, 1913, for a copy of all papers, letters, petitions, contracts and other papers relating in any way to the purchase of land at Le Pas for terminus of Hudson Bay road.—(*Senate*).....*Not printed.*



REPORT
OF THE
DEPARTMENT OF CUSTOMS
CONTAINING THE
TABLES OF IMPORTS, EXPORTS AND NAVIGATION
OF THE
DOMINION OF CANADA
FOR
THE FISCAL YEAR ENDED MARCH 31
1912
COMPILED FROM OFFICIAL RETURNS

PRINTED BY ORDER OF PARLIAMENT



OTTAWA

PRINTED BY C. H. PARMELEE, PRINTER TO THE KING'S MOST
EXCELLENT MAJESTY

1912

[No. 11—1913]



*To His Royal Highness, Field Marshal Prince Arthur William Patrick Albert,
Duke of Connaught and Strathearn, K.G., K.T., K.P., etc., etc., etc., Governor
General and Commander-in-Chief of the Dominion of Canada.*

MAY IT PLEASE YOUR ROYAL HIGHNESS :

The undersigned has the honour to present to Your Royal Highness the Annual Report of the Department of Customs, containing Tables of Imports, Exports and Navigation of the Dominion of Canada for the Fiscal Year ended March 31, 1912, as prepared from Official Returns and laid before me by the Commissioner of Customs.

All of which is respectfully submitted.

J. D. REID,
Minister of Customs.

OTTAWA, June 3, 1912.

CUSTOMS DEPARTMENT,

OTTAWA, May 29, 1912.

Hon. J. D. REID,

Minister of Customs.

I have the honour to hand you the Annual Report of the Department of Customs, containing Tables of Imports, Exports and Navigation of the Dominion of Canada for the fiscal year ended March 31, 1912.

I have the honour to be, sir,

Your obedient servant,

JOHN McDOUGALD,

Commissioner of Customs.

INDEX TO TABLES

NUMBER OF STATEMENT.	SUBJECT.	DESCRIPTION.	PAGE PART I.
		PART I.	

ERRATA.

Part II, page 394—Last item on page, for “United States,” read “United Kingdom.”

Part II, page 403—Third item from foot of page, “Spirits, Ethyl Alcohol,” &c., unit of quantity should read “Galls.”

Part II, page 449—First item should read for—

	Brls.	\$
Holland	899	3,675
Japan	1	2
Mexico	10	30

Part II, page 459—Last item should read for total—

China	3,001
Germany	26,796

Part II, page 462—First item, Alaska total “540 ” should read “450.”

Part II, page 502—Third item should read for total “B. South Africa 10 No. \$
330.”

		Index, 1912	
17	Imports and Exports....	Dominion Abstract, value of Imports by Countries, 1912 (Duti- able and Free) and Exports (Home and Foreign products)	202
18	Imports	Abstract by Countries, value of Goods Imported and entered for Consumption, 1912.....	204
19	Exports	Abstract by Countries, value of Exports from Canada, 1912...	208
20	Imports	Abstract of Food, Raw, Manufactured and Miscellaneous art- icles G.B. “Brit. Poss., other,” and foreign countries, 1912.	212
21	Exports	Abstract of Food, Raw, Manufactured and Miscellaneous art- icles G.B. “Brit. Poss., other,” and foreign countries, 1912.	212
22	"	Summary Statement of Exports, showing Home and Foreign produce	213
23	"	Statement of Goods Exported, 1911 and 1912.....	223
23	"	Statement of Exports to Countries embraced in the British Empire and all other Countries	223
24	Imports and Exports....	Value of Goods Imported and Exported via United States Ports, 1912.....	238
25	Warehousing	Statement of the Value of Goods remaining in Warehouse, 1910, 1911 and 1912	240
26	Transshipment.....	Statement of Transshipment trade at Montreal.....	241
27	Imports and Exports....	Value of Goods Imported and Exported via St. Lawrence....	248

INDEX TO TABLES

NUMBER OF STATEMENT.	SUBJECT.	DESCRIPTION.	PAGE PART I.
PART I.			
COMPARATIVE TABLES.			
1	Imports and Exports....	Total Exports, Imports, Goods entered for Consumption and Duty collected from 1868 to 1912	3
2	Aggregate Trade.....	Total Trade (entered for Consumption and Exported) by Countries, 1873 to 1912.....	4
3	" "	Total Trade, Imports and Exports, 1868 to 1912 ..	6
4	Exports	Total Exports by Countries, 1873 to 1912.....	7
5	Imports	Total value of Goods entered for Consumption, by Countries, 1873 to 1912.....	9
6	Revenue.....	Total Duty Collected by Countries, 1873 to 1912.....	11
7	" percentage.	Percentage of Duty on Imports, percentage expense of collection, 1868 to 1912.	13
8	Imports and Exports....	Comparative Statement of Imports and Exports, showing percentage excess of Imports over Exports, &c., 1868 to 1912.	14
9	Shipping.....	Total Vessels built, registered and sold, and Total Tonnage entered Inwards and Outwards since Confederation.....	16
10	Imports and Exports....	Comparative Statement by Ports, Exports, Imports entered for Consumption, 3 years.....	18
11	Imports	Articles entered for Consumption by principal ports	30
12	Exports	Articles exported from principal ports.....	46
TABLES FOR FISCAL YEAR 1912.			
13	Revenue.	Statement of Customs Duties collected at each Port and Outport, 1912.	64
14	Imports	Summary Statement, Dutiable, 1912.	82
14	"	Free, 1912.....	166
15	"	Statement of Imports from Countries embraced in the British Empire and other Countries, 1912....	186
15	"	Statement of Goods entered for Consumption, 1911 and 1912..	186
16	Imports and Exports....	Statement of Imports and Exports from and to the West Indies, 1912	195
17	Imports and Exports....	Dominion Abstract, value of Imports by Countries, 1912 (Dutiable and Free) and Exports (Home and Foreign products)	202
18	Imports	Abstract by Countries, value of Goods Imported and entered for Consumption, 1912.....	204
19	Exports	Abstract by Countries, value of Exports from Canada, 1912...	208
20	Imports	Abstract of Food, Raw, Manufactured and Miscellaneous articles G.B. "Brit. Poss., other," and foreign countries, 1912.	212
21	Exports	Abstract of Food, Raw, Manufactured and Miscellaneous articles G.B. "Brit. Poss., other," and foreign countries, 1912.	212
22	"	Summary Statement of Exports, showing Home and Foreign produce	213
23	"	Statement of Goods Exported, 1911 and 1912.....	223
23	"	Statement of Exports to Countries embraced in the British Empire and all other Countries	223
24	Imports and Exports....	Value of Goods Imported and Exported via United States Ports, 1912.....	238
25	Warehousing	Statement of the Value of Goods remaining in Warehouse, 1910, 1911 and 1912.	240
26	Transshipment.....	Statement of Transshipment trade at Montreal.....	241
27	Imports and Exports....	Value of Goods Imported and Exported via St. Lawrence....	248

INDEX TO TABLES—*Concluded.*

NUMBER OF STATEMENT.	SUBJECT.	DESCRIPTION.	PAGE PART II.
PART II.			
1	General Imports.....	General Statement of Imports by Countries, Dutiable.....	2
1	" "	" " " Free.....	346
2	" "	Abstract by Countries, value of Goods Imported and entered for Consumption....	416
3	General Exports... ..	General Statement of Exports (Home and Foreign products) by Countries	420
4	" "	Abstract by Countries of Total Exports.....	510
5	Shipping	Statement of Vessels entered Inward from Sea, by Ports and Outports.	512
6	"	Abstract by Countries of Vessels entered Inwards from Sea..	518
7	"	Statement of Vessels entered Outwards for Sea, by Ports and Outports	522
8	"	Abstract by Countries of Vessels entered Outward for Sea....	528
9	"	Summary Statement of Sea-going Vessels entered and cleared by Ports.....	532
10	"	Statement of the Nationalities of Sea-going Vessels....	536
11	"	Summary of Sea-going Vessels entered Inwards and Outwards	538
12	"	Summary Statement of all Vessels arrived and departed.....	539
13	"	Trade with each Country by Ports and Nationality of Vessels Inwards.....	540
14	"	Summary Statement of Vessels Inwards from Sea, by Coun- tries and Nationalities.....	574
15	"	Trade with each Country by Ports and Nationalities of Vessels, Outwards.....	576
16	"	Summary Statement of Vessels Outwards for Sea, by Coun- tries and Nationalities.....	608
17	"	Statement of intercourse by Inland Navigation, between Can- ada and United States, Inwards.....	610
18	"	Statement of intercourse by Inland Navigation, between Can- ada and United States, Outwards.	614
19	"	Summary Statement of Inland Navigation, Inwards and Out- wards.....	617
20	"	Statement of Vessels employed in the Coasting Trade.....	618
21	"	" " built and registered.....	630

EXPLANATORY NOTES

IN GENERAL STATEMENT No. 1 (Pt. ii) of IMPORTS AND GOODS ENTERED FOR CONSUMPTION, the term 'Entered for Consumption' is the technical term in use at the custom house, and does not imply that the goods have been actually consumed in Canada, but that they have passed into the possession of the importer and that duty has been paid on that portion liable for duty.

The value of goods imported is governed by Section 40 of the Customs Act, which provides that the value of imported goods subject to ad valorem duty 'shall be the fair market value thereof, when sold for home consumption, in the principal markets of the country whence and at the time when the same were exported directly to Canada.'

IN GENERAL STATEMENT No. 3 (Pt. ii) OF EXPORTS, The term 'The Produce of Canada' includes all imported articles which have been changed in form or enhanced in value by further manufacture in Canada, such as sugar refined in Canada from imported raw sugar, flour ground from imported wheat, and articles constructed or manufactured from imported materials.

'Goods not the produce of Canada' shows the exports of foreign goods which had been previously imported.

Under the Regulations commencing July 1, 1900, all *Export* entries are delivered at the '*frontier port of exit*,' and the totals thereof are credited to the respective ports where the goods pass outwards from Canada. In view of the more complete returns obtained under this system the additions heretofore made to the export statistics (prior to July 1, 1900) under the head of 'Short returns' are now omitted.

In this report, the tables of imports and exports at the several ports of entry indicate that merchandise of the value stated was *entered inwards* or *passed outwards* at the ports mentioned, but do not imply that the imports were all for consumption at such ports or that the exports originated there.

The trade by Countries, with the Dominion as a whole, is recorded in the General Statements of Imports and Exports.

The value of 'Goods the Produce of Canada' is their value at the time of exportation at the ports of Canada whence shipped.

The value of 'Goods not the Produce of Canada' is the actual cost of such goods.

The initials N.E.S. mean 'not elsewhere specified.'

" N.O.P. mean 'not otherwise provided for.'

The expression 'Ton' means two thousand pounds, and 'Cwt.' one hundred pounds.

" 'Standard hundred' when applied to deals, means 2,750 feet board measure.

" 'Ton,' applied to square timber, means 40 cubic feet.

In the shipping tables the tonnage is given in net tons.



PART I

TABLES

OF THE

TRADE AND NAVIGATION



No. 1.—Value of Total Exports, Imports and Goods entered for Consumption in the Dominion with the duty collected thereon, for the undermentioned years.

			Total Exports.	Total Imports.	Entered for Consumption.	Duty.
			\$	\$	\$	\$ cts.
Fiscal year ended June 30,		1868.....	57,567,888	73,459,644	71,985,306	8,819,431 63
do	do	1869.....	60,474,781	70,415,165	67,402,170	8,298,909 71
do	do	1870.....	73,573,490	74,814,339	71,237,603	9,462,940 44
do	do	1871.....	74,173,618	96,092,971	86,947,482	11,843,655 75
do	do	1872.....	82,639,663	111,430,527	107,709,116	13,045,493 50
do	do	1873.....	89,789,922	128,011,281	127,514,594	13,017,730 17
do	do	1874.....	89,351,928	128,213,582	127,404,169	14,421,882 67
do	do	1875.....	77,886,979	123,070,283	119,618,657	15,361,382 12
do	do	1876.....	80,966,435	93,210,346	94,733,218	12,833,114 48
do	do	1877.....	75,875,393	99,327,962	96,300,483	12,548,451 09
do	do	1878.....	79,323,667	93,081,787	91,199,577	12,795,693 17
do	do	1879.....	71,491,255	81,964,427	80,341,608	12,939,540 66
do	do	1880.....	87,911,458	86,489,747	71,782,349	14,138,849 22
do	do	1881.....	98,290,823	105,330,840	91,611,604	18,500,785 97
do	do	1882.....	102,137,203	119,419,500	112,648,927	21,708,837 43
do	do	1883.....	98,085,804	132,254,022	123,137,019	23,172,308 97
do	do	1884.....	91,406,496	116,397,043	108,180,644	20,164,963 37
do	do	1885.....	89,238,361	108,941,486	102,710,019	19,133,558 99
do	do	1886.....	85,251,314	104,424,561	99,602,694	19,448,123 70
do	do	1887.....	89,515,811	112,892,236	105,639,428	22,469,705 83
do	do	1888.....	90,203,000	110,894,630	102,847,100	22,209,641 53
do	do	1889.....	89,189,167	115,224,931	109,673,447	23,784,523 23
do	do	1890.....	96,749,149	121,858,241	112,765,584	24,014,908 07
do	do	1891.....	98,417,296	119,967,638	113,345,124	23,481,069 13
do	do	1892.....	113,963,372	127,406,068	116,978,943	20,550,581 53
do	do	1893.....	118,564,352	129,074,268	121,705,030	21,161,710 93
do	do	1894.....	117,524,949	123,474,940	113,093,983	19,379,822 32
do	do	1895.....	113,638,803	110,781,682	105,252,511	17,887,269 47
do	do	1896.....	121,013,852	118,011,508	110,587,480	20,219,037 32
do	do	1897.....	137,950,253	119,218,609	111,294,021	19,891,996 77
do	do	1898.....	164,152,683	140,323,053	130,698,006	22,157,788 49
do	do	1899.....	158,896,905	162,764,308	154,051,593	25,734,228 75
do	do	1900.....	191,894,723	189,622,513	180,804,316	28,889,110 13
do	do	1901.....	196,487,632	190,415,525	181,237,988	29,106,979 89
do	do	1902.....	211,640,286	212,270,158	202,791,595	32,425,532 31
do	do	1903.....	225,849,724	241,214,961	233,790,516	37,110,354 59
do	do	1904.....	213,521,235	259,211,803	251,464,332	40,954,349 14
do	do	1905.....	203,316,872	266,834,417	261,925,554	42,024,339 92
do	do	1906.....	256,586,630	294,286,015	290,360,807	46,671,101 18
do	March 31,	* 1907.....	205,277,197	259,786,007	257,254,882	40,290,171 70
do	do	1908.....	280,006,606	370,786,525	358,428,616	58,331,074 04
do	do	1909.....	261,512,159	309,756,608	298,205,957	48,059,791 93
do	do	1910.....	301,358,529	391,852,692	375,833,016	61,024,239 21
do	do	1911.....	297,196,365	472,247,540	461,951,318	73,312,367 59
do	do	1912.....	315,317,250	559,320,544	547,482,190	87,576,036 52

* 9 months, change of fiscal year.

3 GEORGE V., A. 1913

No. 2.—Aggregate Trade of the Dominion by Countries on the basis of Goods entered for Consumption and Exported.

Fiscal Year.	United Kingdom.	United States.	France.	Germany.	Spain.	Portugal.	Italy.	Holland.
	\$	\$	\$	\$	\$	\$	\$	\$
1873	107,266,624	89,808,204	2,055,195	1,176,478	502,966	266,188	229,657	229,770
1874	108,083,642	90,524,060	2,569,712	1,022,428	459,027	294,007	236,296	271,043
1875	100,379,969	80,717,803	2,154,065	839,442	390,784	236,790	214,366	260,503
1876	81,457,737	78,003,492	2,394,812	608,355	445,151	199,195	183,199	297,895
1877	81,139,708	77,087,914	1,730,062	404,918	340,757	175,425	242,942	296,860
1878	83,372,719	73,876,437	1,754,394	521,580	325,245	145,941	205,171	266,764
1879	67,288,848	70,904,720	2,247,066	552,999	394,445	161,258	181,933	210,288
1880	80,307,286	62,696,857	1,928,670	532,028	297,245	201,652	623,295	273,837
1881	97,335,378	73,570,337	2,294,043	1,019,198	446,337	165,487	234,723	440,944
1882	95,871,802	96,229,763	2,922,931	1,633,118	570,301	201,656	256,841	613,241
1883	99,197,682	97,701,056	2,934,210	1,942,851	749,897	243,192	322,554	324,800
1884	87,154,242	89,333,366	2,160,804	2,171,346	648,569	240,235	322,499	333,977
1885	83,284,482	86,903,935	2,239,890	2,385,344	481,910	227,096	255,712	361,879
1886	82,143,828	81,436,808	2,509,581	2,408,821	432,540	301,927	215,298	309,559
1887	89,534,079	82,767,265	2,415,001	3,672,985	481,289	204,671	245,560	309,920
1888	79,383,705	91,053,913	2,642,557	3,563,106	427,249	230,397	235,816	332,169
1889	80,422,515	94,059,844	2,562,893	3,836,173	420,794	238,106	186,186	414,302
1890	91,743,935	92,814,783	2,894,154	4,286,136	392,294	291,811	244,545	423,309
1891	91,328,384	94,824,352	2,565,877	4,336,232	555,917	191,148	322,808	404,532
1892	106,254,984	92,125,599	2,770,173	6,526,228	489,652	155,479	490,839	846,167
1893	107,228,906	102,144,986	3,096,164	4,576,224	387,861	135,482	661,403	656,427
1894	107,256,123	88,844,040	3,081,950	7,887,594	445,567	126,469	511,631	625,764
1895	92,988,727	95,932,197	2,920,456	5,421,135	436,580	115,921	415,919	348,164
1896	99,670,030	103,022,434	3,392,482	6,688,990	445,592	88,262	287,676	436,980
1897	106,639,690	111,022,513	3,292,047	7,538,800	436,984	82,337	333,512	480,531
1898	137,499,735	124,410,926	5,000,613	7,421,462	578,462	135,154	495,023	750,486
1899	136,151,978	138,140,687	5,447,017	9,613,025	593,660	92,937	520,684	872,941
1900	152,526,098	178,463,401	5,743,272	10,099,401	647,157	187,801	405,029	767,781
1901	148,347,120	182,867,238	6,979,352	9,162,957	897,893	181,707	642,424	984,840
1902	166,533,983	192,004,734	8,061,042	13,515,747	856,793	234,874	963,641	1,195,856
1903	190,099,222	209,389,119	7,921,647	14,380,336	962,497	293,376	837,555	1,889,869
1904	179,368,950	223,599,447	7,804,453	9,994,827	963,674	210,053	642,891	1,951,398
1905	162,301,480	240,142,642	8,570,437	7,842,068	779,482	227,281	819,610	1,505,474
1906	202,289,527	273,668,593	9,788,078	8,859,871	984,477	218,202	769,610	2,004,640
*1907	169,717,174	234,964,509	8,108,984	6,541,513	934,469	282,622	807,347	1,816,967
1908	229,443,627	324,173,325	11,708,641	10,537,654	1,233,571	194,121	1,131,336	2,281,420
1909	204,428,319	272,631,127	11,373,531	7,536,917	979,536	171,116	2,382,112	2,515,851
1910	244,984,407	336,652,587	12,750,192	10,436,421	1,071,719	200,253	1,722,906	3,947,842
1911	246,901,573	404,331,540	14,345,865	12,710,357	1,182,690	274,468	1,341,418	3,217,597
1912	268,760,435	476,889,112	13,868,369	14,904,919	1,387,775	329,932	1,431,913	4,206,628

* 9 months.

SESSIONAL PAPER No. 11

No. 2.—Aggregate Trade of the Dominion by Countries on the basis of Goods entered for Consumption and Exported—*Concluded*.

Fiscal Years.	Belgium.	New- foundland	West Indies.	South America.	China and Japan.	Switzer- land.	Other Countries.	Total.
	\$	\$	\$	\$	\$	\$	\$	\$
1873	364,456	4,609,552	1,163,425	1,701,633	1,709,856	120,514	1,099,998	217,304,516
1874	534,153	2,657,547	6,086,529	1,686,508	1,263,728	139,674	927,743	216,756,097
1875	337,674	2,806,055	6,139,910	1,064,593	694,472	116,128	1,153,082	197,505,636
1876	374,880	2,675,477	5,291,433	975,762	971,314	56,168	1,764,483	175,699,653
1877	318,724	2,753,748	5,031,667	656,591	455,755	69,066	1,471,734	172,175,876
1878	805,692	2,767,347	4,397,996	669,804	486,244	61,178	1,366,532	170,523,244
1879	219,461	2,280,823	4,753,099	745,830	505,513	94,781	1,291,709	151,832,863
1880	837,897	2,002,261	6,489,257	1,073,421	931,457	94,225	1,314,429	159,693,807
1881	671,267	2,175,773	6,962,516	1,369,731	1,430,734	141,789	1,644,179	189,902,427
1882	645,568	2,468,432	7,018,956	2,314,779	1,635,717	268,093	2,134,932	214,786,130
1883	611,112	2,953,273	7,494,291	2,954,628	1,750,642	336,040	1,706,595	221,222,823
1884	746,528	2,701,120	6,726,486	2,756,371	1,970,541	242,380	2,078,676	199,587,140
1885	551,645	2,022,073	5,698,057	2,802,042	2,528,369	217,666	1,989,280	191,948,380
1886	517,472	2,139,301	5,266,042	2,111,029	2,495,703	203,085	2,363,014	184,854,008
1887	927,580	2,072,946	4,017,593	2,625,066	2,819,584	219,777	2,841,913	195,155,239
1888	505,800	1,945,426	5,870,149	2,487,240	2,261,155	194,938	2,016,480	133,050,100
1889	595,496	1,791,496	6,138,109	2,813,587	2,048,712	166,905	3,167,496	198,862,814
1890	763,146	1,655,400	5,808,189	2,555,849	2,161,816	316,923	3,162,393	209,514,733
1891	728,120	2,218,911	6,360,926	1,782,950	2,202,102	244,319	3,685,842	211,762,420
1892	573,244	2,503,963	7,638,846	1,905,346	3,300,108	193,033	5,168,657	230,942,318
1893	1,268,551	3,247,903	7,390,377	2,099,356	2,766,712	258,464	4,465,666	240,269,382
1894	1,258,692	3,633,154	7,121,172	2,264,677	3,065,768	276,065	4,220,266	230,618,932
1895	693,019	3,065,046	8,681,622	1,610,470	2,906,574	260,040	3,059,444	218,891,314
1896	1,018,789	2,333,721	4,707,243	2,063,145	3,339,429	332,405	3,771,454	231,601,332
1897	1,518,218	2,144,874	4,322,230	2,026,085	3,300,331	223,192	5,882,830	249,244,274
1898	2,204,054	2,632,184	3,829,346	2,505,195	2,829,890	357,003	4,201,156	294,850,689
1899	3,168,136	2,335,323	4,398,902	2,631,635	3,194,849	571,526	5,215,018	312,948,498
1900	4,421,716	2,804,748	4,202,119	2,423,994	2,749,759	529,976	6,726,487	372,699,039
1901	6,634,592	2,886,067	4,707,677	2,567,278	3,149,591	603,397	7,113,487	377,725,620
1902	4,156,049	3,498,482	5,472,747	3,440,987	2,555,462	780,183	11,161,301	414,431,881
1903	4,950,732	3,714,157	6,021,294	4,532,008	2,440,999	952,326	11,255,103	459,640,240
1904	4,255,930	3,975,418	8,397,290	5,613,612	3,134,959	1,392,895	13,679,770	464,985,567
1905	3,514,994	4,528,326	10,033,302	6,916,171	3,990,776	1,776,405	12,288,038	465,242,426
1906	4,175,238	4,972,281	9,944,179	9,425,735	3,684,769	2,042,635	14,119,602	546,947,437
*1907	3,553,137	3,708,200	6,935,876	8,814,147	3,001,144	1,609,063	11,736,927	462,532,079
1908	5,758,128	5,185,987	12,844,390	7,555,644	4,611,199	2,752,443	19,023,736	638,435,222
1909	5,829,033	5,190,721	12,626,749	8,262,369	4,405,402	2,195,342	19,189,991	559,718,116
1910	6,139,980	5,438,571	13,284,809	10,961,629	4,892,218	2,614,038	22,093,973	677,191,545
1911	6,387,798	5,693,035	15,603,170	12,482,760	4,255,948	3,125,533	27,293,881	759,147,683
1912	7,418,641	6,126,200	15,391,818	15,363,540	4,015,357	3,477,524	29,227,277	862,799,440

*9 months.

3 GEORGE V., A. 1913

No. 3.—Showing the grand aggregate trade from 1868 to 1912, inclusive on the basis of 'Total Exports and Imports.'

Years.	Total Exports.	Total Imports.	Grand Total, Imports and Exports.
	\$	\$	\$
1868.....	57,567,888	73,459,644	131,027,532
1869.....	60,474,781	70,415,165	130,889,946
1870.....	73,573,490	74,814,339	148,387,829
1871.....	74,173,618	96,092,971	170,266,589
1872.....	82,639,663	111,430,527	194,070,190
1873.....	89,789,922	128,011,281	217,801,203
1874.....	89,351,928	128,213,582	217,565,510
1875.....	77,886,979	123,070,283	200,957,262
1876.....	80,966,435	93,210,346	174,176,781
1877.....	75,875,393	99,327,962	175,203,355
1878.....	79,323,667	93,081,787	172,405,454
1879.....	71,491,255	81,964,427	153,455,682
1880.....	87,911,458	86,489,747	174,401,205
1881.....	98,290,823	105,330,840	203,621,663
1882.....	102,137,203	119,419,500	221,556,703
1883.....	98,085,804	132,254,022	230,339,826
1884.....	91,406,496	116,397,043	207,803,539
1885.....	89,238,361	108,941,486	198,179,847
1886.....	85,251,314	104,424,561	189,675,875
1887.....	89,515,811	112,892,236	202,408,047
1888.....	90,203,000	110,894,630	201,097,630
1889.....	89,189,167	115,224,931	204,414,098
1890.....	96,749,149	121,858,241	218,607,390
1891.....	98,417,296	119,967,638	218,384,934
1892.....	113,963,375	127,406,068	241,369,443
1893.....	118,564,352	129,074,268	247,638,620
1894.....	117,524,949	123,474,940	240,999,889
1895.....	113,638,803	110,781,682	224,420,485
1896.....	121,013,852	118,011,508	239,025,360
1897.....	137,950,253	119,218,609	257,168,862
1898.....	164,152,683	140,323,053	304,475,736
1899.....	158,896,905	162,764,308	321,661,213
1900.....	191,894,723	189,622,513	381,517,236
1901.....	196,487,632	190,415,525	386,903,157
1902.....	211,640,286	212,270,158	423,910,444
1903.....	225,849,724	241,214,961	467,064,685
1904.....	213,521,235	259,211,803	472,733,038
1905.....	203,316,872	266,834,417	470,151,289
1906.....	256,586,630	294,286,015	550,872,645
*1907.....	205,277,197	259,786,007	465,063,204
1908.....	280,006,606	370,786,525	650,793,131
1909.....	261,512,159	309,756,608	571,268,767
1910.....	301,358,529	391,852,692	693,211,221
1911.....	297,196,365	472,247,540	769,443,905
1912.....	315,317,250	559,320,544	874,637,794

* 9 months.

SESSIONAL PAPER No. 11

No. 4.—Value of Exports by Countries.

Fiscal Year.	United Kingdom.	United States.	France.	Germany.	Spain.	Portugal.	Italy.	Holland.
	\$	\$	\$	\$	\$	\$	\$	\$
1873	38,743,848	42,072,526	31,907	76,553	25,080	191,156	177,232	13,142
1874	45,003,882	36,244,311	267,212	65,511	960	193,463	190,211	14,905
1875	40,032,902	29,911,983	212,767	91,019	7,300	170,784	170,408	28,724
1876	40,723,477	31,933,459	553,935	125,768	9,417	127,540	142,787	30,816
1877	41,567,469	25,775,245	319,330	34,324	62,659	129,960	213,692	94,303
1878	45,941,539	25,244,898	369,391	122,254	47,816	104,028	151,861	53,750
1879	36,295,718	27,165,501	714,875	112,090	50,596	135,748	148,472	9,713
1880	45,846,062	33,349,909	812,829	82,237	60,727	165,885	163,787	102,592
1881	53,571,570	36,866,225	662,711	84,932	46,653	108,594	145,997	215,754
1882	45,274,461	47,940,711	825,573	153,114	108,082	149,744	163,755	365,198
1883	47,145,217	41,668,723	617,730	133,697	164,925	179,843	218,113	27,599
1884	43,736,227	38,840,540	390,955	195,575	144,092	172,252	247,151	15,500
1885	41,877,705	39,752,734	303,309	264,075	132,695	166,730	147,550	24,094
1886	41,542,629	36,578,769	534,363	253,298	53,075	245,450	108,601	7,587
1887	44,571,846	37,660,199	341,531	437,536	72,02	146,528	125,681	14,859
1888.	40,084,984	42,572,065	397,773	198,543	52,317	155,821	55,090	378
1889	38,105,126	43,522,404	334,210	143,603	13,526	166,021	60,062	1,222
1890 . . .	48,353,694	40,522,810	278,552	507,143	69,788	207,777	81,059	1,042
1891	49,280,858	41,138,695	253,734	532,142	67,110	120,611	90,999	14,741
1892	64,906,549	38,988,027	367,539	942,698	93,476	102,370	149,280	567,879
1893.	64,080,493	43,923,010	264,047	750,461	44,355	83,001	87,387	282,569
1894	68,538,856	35,809,940	544,986	2,046,052	56,274	79,363	109,188	281,058
1895	61,856,990	41,297,676	335,282	626,976	34,101	58,781	34,325	140,264
1896.	66,690,288	44,448,410	581,540	757,531	83,814	41,666	56,759	139,828
1897	77,227,502	49,373,472	690,696	1,045,432	50,452	36,745	108,627	104,422
1898	104,998,818	45,705,336	1,025,262	1,837,448	89,675	87,835	73,765	376,439
1899	99,091,855	45,133,521	1,557,722	2,219,569	59,178	29,641	125,265	372,548
1900	107,736,368	68,619,023	1,374,770	1,715,903	86,456	115,016	260,456	188,199
1901	105,328,956	72,382,230	1,581,331	2,141,552	155,354	85,403	315,063	187,378
1902	117,320,221	71,197,684	1,388,848	2,692,578	161,823	105,495	236,899	320,241
1903	131,202,321	71,783,924	1,341,618	2,097,699	138,553	164,184	295,770	619,329
1904	117,591,376	72,772,932	1,597,928	1,819,223	98,578	109,340	240,963	1,035,327
1905.	101,958,771	77,404,071	1,511,298	1,146,654	50,223	128,993	198,973	550,821
1906.	133,094,937	97,806,552	2,120,091	1,872,557	55,686	89,598	215,855	824,768
*1907	105,135,801	79,021,480	1,409,572	1,066,605	48,315	154,438	352,842	814,977
1908 . . .	134,484,156	113,520,500	1,806,732	2,374,607	106,594	46,865	349,839	855,085
1909	133,745,375	92,604,357	3,176,096	1,476,552	45,682	48,833	1,620,773	1,242,730
1910	149,634,107	113,150,778	2,640,648	2,501,191	51,944	59,731	829,508	1,937,852
1911	136,965,111	119,396,801	2,782,092	2,663,017	27,943	88,088	379,270	1,397,019
1912.	151,853,413	120,534,634	2,123,705	3,814,914	114,564	70,390	285,091	1,782,726

* 9 months

3 GEORGE V., A. 1913

No. 4.—Value of Exports, by Countries—*Concluded.*

Fiscal Year.	Belgium.	New-foundland.	West Indies.	South America.	China and Japan.	Australia.	Other Countries.	Total.
	\$	\$	\$	\$	\$	\$	\$	\$
1873.	17,754	2,800,555	3,988,493	1,285,434	46,466	41,822	277,954	89,789,922
1874.	240,494	1,569,079	3,778,796	1,212,978	39,222	98,733	432,171	89,351,928
1875.	59,563	1,901,831	3,945,506	785,797	37,046	181,938	349,411	77,886,979
1876.	13,825	1,900,891	3,675,320	688,209	23,075	79,643	938,273	80,966,435
1877.	66,912	2,112,106	3,788,858	651,625	37,149	185,610	836,151	75,875,393
1878.	49,998	2,094,682	3,414,147	654,357	102,568	370,723	651,655	79,323,667
1879.	40,430	1,641,417	3,500,670	741,442	56,551	290,762	587,270	71,491,255
1880.	688,811	1,510,300	3,544,103	789,940	37,546	139,901	616,829	87,911,458
1881.	258,433	1,523,469	3,147,369	732,111	19,761	146,363	580,881	98,290,823
1882.	142,358	1,974,923	2,995,572	941,162	106,675	340,608	655,267	102,137,203
1883.	195,705	2,187,338	3,125,031	1,489,957	105,388	375,065	451,473	98,085,804
1884.	287,378	1,920,450	3,119,569	1,277,383	60,979	502,181	496,264	91,406,496
1885.	72,385	1,670,968	2,535,283	1,461,206	29,918	415,887	383,822	89,238,361
1886.	6,565	1,754,980	2,121,570	1,010,034	63,118	259,960	711,315	85,251,314
1887.	223,729	1,718,604	2,075,411	1,426,660	69,196	269,471	362,540	89,515,811
1888.	17,057	1,523,827	2,601,486	1,510,637	132,448	446,019	454,555	90,203,000
1889.	64,756	1,303,335	2,759,455	1,488,999	84,174	661,208	481,051	89,189,167
1890.	41,814	1,185,739	2,719,141	1,551,887	61,751	471,028	695,924	96,749,149
1891.	72,672	1,467,908	3,122,770	1,063,172	78,791	589,100	523,993	98,417,296
1892.	56,212	1,750,714	3,546,559	1,027,525	283,251	436,603	744,693	113,963,375
1893.	669,040	2,594,633	3,145,708	1,326,743	341,140	288,352	683,413	118,564,352
1894.	708,455	2,818,592	3,443,761	1,392,285	540,849	322,745	832,545	117,524,949
1895.	251,402	2,325,196	3,725,426	1,303,474	378,160	417,124	853,626	113,638,803
1896.	98,031	1,782,309	2,810,817	1,496,118	668,011	517,258	841,472	121,013,852
1897.	354,584	1,692,798	2,643,360	1,405,359	903,922	1,418,289	894,593	137,950,253
1898.	973,944	2,167,860	2,749,080	1,060,420	511,919	1,630,714	864,168	164,152,683
1899.	849,413	1,808,317	3,043,963	1,456,051	425,350	1,506,138	1,218,374	158,896,905
1900.	1,197,798	2,144,070	2,870,343	1,431,107	368,615	1,626,441	2,160,158	191,894,723
1901.	2,806,142	2,260,499	2,905,937	1,519,190	699,569	2,311,405	1,807,623	196,487,632
1902.	2,444,450	2,381,082	3,298,912	1,781,913	579,586	2,586,554	5,153,000	211,640,286
1903.	2,150,505	2,516,576	3,642,176	2,542,056	501,057	2,929,861	3,924,050	225,849,724
1904.	1,126,417	2,898,751	3,583,475	2,456,698	568,983	2,622,756	4,898,578	213,521,235
1905.	1,739,807	3,473,713	4,401,115	2,880,552	1,520,053	2,194,223	4,157,605	203,316,872
1906.	1,565,166	3,213,856	4,575,212	3,623,065	1,467,252	2,082,219	3,979,816	256,586,630
*1907.	1,857,958	2,244,469	3,527,153	3,584,329	890,425	1,998,968	3,169,865	205,277,197
1908.	3,377,479	3,408,518	4,543,889	4,467,584	1,705,901	2,873,461	6,085,396	283,006,606
1909.	3,927,445	3,552,293	4,534,446	3,478,476	1,778,666	2,769,049	7,511,386	261,512,159
1910.	2,900,092	3,970,952	5,948,245	4,744,524	1,910,724	3,583,447	7,494,786	301,358,529
1911.	2,773,444	3,874,775	6,567,307	5,149,771	1,149,810	3,925,592	10,056,325	297,196,365
1912.	3,732,222	4,284,313	6,900,940	4,825,030	902,375	3,947,015	10,145,918	315,817,250

*9 months.

SESSIONAL PAPER No. 11

No. 5.—Value of Goods entered for Consumption, by Countries.

Fiscal Year.	United Kingdom.	United States.	France.	Germany.	Spain.	Portugal.	Italy.	Holland.
	\$	\$	\$	\$	\$	\$	\$	\$
1873	68,522,776	47,735,678	2,023,288	1,099,925	477,886	75,032	52,425	216,628
1874	63,076,437	54,283,072	2,302,500	956,917	458,067	100,544	46,085	256,138
1875	60,347,067	50,805,820	1,941,298	748,423	383,484	66,006	43,958	231,779
1876	40,734,260	46,070,033	1,840,877	482,587	436,034	71,655	40,412	267,079
1877	39,572,239	51,312,669	1,410,732	370,594	278,098	45,465	29,250	202,557
1878	37,431,180	48,631,739	1,385,003	399,326	277,429	41,913	53,310	213,014
1879	30,993,130	43,739,219	1,532,191	440,909	343,849	25,510	33,461	200,575
1880	34,461,224	29,346,948	1,115,841	449,791	236,518	35,767	459,508	171,245
1881	43,583,808	36,704,112	1,631,332	934,266	399,684	56,893	88,726	225,190
1882	50,597,341	48,289,052	2,097,358	1,480,004	462,219	51,912	93,086	248,043
1883	52,052,465	56,032,333	2,316,480	1,809,154	584,972	63,349	104,441	297,201
1884	43,418,015	50,492,826	1,769,849	1,975,771	504,477	67,983	75,348	318,477
1885	41,406,777	47,151,201	1,935,581	2,121,269	349,215	60,366	108,162	337,785
1886	40,601,199	44,858,039	1,975,218	2,155,523	379,465	56,477	106,697	301,972
1887	44,962,233	45,107,066	2,073,470	3,235,449	409,269	58,143	119,889	295,061
1888	39,298,721	48,481,848	2,244,784	3,364,563	374,932	74,576	180,726	331,791
1889	42,317,389	50,537,440	2,228,683	3,692,570	407,268	72,085	126,124	414,080
1890	43,390,241	52,291,973	2,615,602	3,778,993	322,506	84,034	163,486	232,267
1891	42,047,526	53,685,657	2,312,143	3,804,090	488,807	70,537	241,809	389,791
1892	41,348,435	53,137,572	2,402,634	5,583,530	396,176	53,109	341,559	278,288
1893	43,148,413	58,221,976	2,832,117	3,825,763	343,506	52,481	170,564	373,858
1894	38,717,267	53,034,100	2,536,964	5,841,542	389,293	47,106	402,443	344,706
1895	31,131,737	54,634,521	2,585,174	4,794,159	402,479	57,140	381,594	243,900
1896	32,979,742	58,574,024	2,810,942	5,931,459	361,778	46,696	230,917	299,852
1897	29,412,188	61,649,041	2,601,351	6,493,368	386,532	45,592	224,885	376,109
1898	32,500,917	78,705,590	3,975,351	5,584,014	488,787	47,319	421,258	374,047
1899	37,063,123	93,007,166	3,889,295	7,393,456	534,482	63,296	395,599	500,393
1900	44,789,730	109,844,378	4,368,502	8,383,498	560,701	72,785	144,573	579,582
1901	43,018,164	110,485,008	5,398,021	7,021,405	742,539	96,304	327,361	797,462
1902	49,213,762	120,807,050	6,672,194	10,823,169	694,970	129,379	726,742	875,615
1903	58,896,901	137,605,195	6,580,029	12,282,637	823,944	129,192	541,785	1,270,540
1904	61,777,574	150,826,515	6,206,525	8,175,604	865,096	106,713	401,928	916,071
1905	60,342,709	162,738,571	7,059,139	6,695,414	729,239	98,288	620,637	954,653
1906	69,194,588	175,862,071	7,667,987	6,987,314	928,791	128,604	553,755	1,179,892
*1907	64,581,373	155,943,029	6,699,412	5,474,908	886,154	128,084	454,505	1,001,990
1908	94,959,471	210,652,825	9,901,909	8,163,047	1,126,977	147,256	731,497	1,426,335
1909	70,682,944	180,026,550	8,197,435	6,050,365	933,854	122,283	761,339	1,273,121
1910	95,350,300	223,501,809	10,109,544	7,935,230	1,019,775	140,522	893,398	2,009,990
1911	109,936,462	284,934,739	11,563,773	10,047,340	1,154,747	186,380	962,148	1,820,578
1912	116,907,022	356,354,478	11,744,664	11,090,005	1,273,211	259,542	1,146,822	2,423,902

* 9 months.

3 GEORGE V., A. 1913

No. 5.—Value of Goods entered for Consumption, by Countries—*Concluded.*

Fiscal Year.	Belgium.	New-foundland	West Indies.	South America.	China and Japan.	Switzerland.	Other Countries.	Total.
	\$	\$	\$	\$	\$	\$	\$	\$
1873	346,702	1,808,997	2,174,932	416,199	1,663,390	120,514	780,222	127,514,594
1874	293,659	1,088,468	2,307,733	473,530	1,224,506	139,674	396,839	127,404,169
1875	278,311	904,224	2,194,404	278,796	657,426	116,128	621,733	119,618,657
1876	361,055	774,586	1,616,113	287,553	948,239	56,168	746,567	94,733,218
1877	251,812	641,642	1,242,809	4,971	418,606	69,066	449,973	96,300,483
1878	255,694	672,665	1,033,849	15,447	383,676	61,178	344,154	91,199,577
1879	179,031	639,406	1,252,429	4,388	448,962	94,781	413,767	80,341,608
1880	149,086	581,961	2,945,154	283,481	893,911	94,225	557,689	71,782,349
1881	412,834	652,304	3,815,147	637,620	1,410,973	141,789	916,926	91,611,604
1882	503,210	493,509	4,023,384	1,373,617	1,529,042	268,093	1,139,057	112,648,927
1883	415,407	765,935	4,369,260	1,464,671	1,645,254	336,040	880,057	123,137,019
1884	459,150	780,670	3,606,917	1,478,988	1,909,562	242,380	1,080,231	108,180,644
1885	479,260	351,105	3,162,774	1,340,836	2,493,451	217,666	1,189,571	102,710,019
1886	510,907	384,321	3,144,472	1,100,995	2,432,585	203,085	1,391,739	99,602,694
1887	703,851	354,342	1,942,182	1,198,406	2,750,388	219,777	2,209,902	105,639,428
1888	488,743	421,599	3,268,663	876,603	2,128,707	193,838	1,117,006	102,847,100
1889	530,740	488,161	3,378,654	1,324,588	1,964,538	166,890	2,025,237	109,673,447
1890	721,332	469,711	3,089,048	1,003,962	2,100,065	316,523	1,995,841	112,765,584
1891	655,448	751,003	3,238,156	719,778	2,123,311	244,319	2,572,749	113,345,124
1892	517,032	753,249	4,092,287	877,821	3,016,857	192,365	3,988,029	116,978,943
1893	599,511	653,270	4,244,669	772,613	2,425,572	258,464	3,782,253	121,705,030
1894	550,237	814,562	3,677,411	872,392	2,524,919	274,825	3,066,216	113,093,983
1895	441,617	739,850	4,794,020	469,172	2,528,414	259,400	1,789,334	105,252,511
1896	920,758	551,412	1,896,426	567,027	2,671,418	332,120	2,413,009	110,587,480
1897	1,163,632	452,076	1,678,870	620,250	2,396,409	222,173	3,571,545	111,294,021
1898	1,230,110	464,324	1,080,266	1,425,653	2,317,971	349,678	1,732,721	130,698,006
1899	2,318,723	527,006	1,354,939	1,175,584	2,769,499	568,768	2,493,264	154,051,593
1900	3,223,918	660,678	1,331,776	992,887	2,381,144	529,176	2,940,988	180,804,316
1901	3,828,450	625,568	1,801,740	1,048,088	2,450,022	602,658	2,995,198	181,237,988
1902	1,711,599	1,117,400	2,173,835	1,659,074	1,984,876	765,010	3,436,920	202,791,595
1903	2,800,182	1,197,581	2,379,275	1,989,952	1,939,942	944,727	4,408,634	233,790,516
1904	3,129,513	1,076,667	4,813,815	3,157,004	2,565,976	1,389,000	6,062,331	251,464,332
1905	1,775,187	1,054,613	5,638,187	4,035,619	2,470,723	1,766,991	5,945,564	261,925,554
1906	2,610,072	1,758,425	6,591,083	5,869,075	2,217,517	2,012,405	6,799,228	290,360,807
*1907	1,695,179	1,463,731	3,406,723	5,229,818	2,110,719	1,604,692	6,574,479	257,254,882
1908	2,380,649	1,777,469	8,300,501	3,088,060	2,905,298	2,734,779	10,082,543	358,428,616
1909	1,901,588	1,638,428	8,092,303	4,783,893	2,626,736	2,188,265	8,926,853	298,205,957
1910	3,239,888	1,467,619	7,336,564	6,217,105	2,981,494	2,603,853	11,025,920	375,833,016
1911	3,614,354	1,818,260	9,035,863	7,334,136	3,106,138	3,102,910	13,333,490	461,951,318
1912	3,686,419	1,841,887	8,490,878	10,533,310	3,112,982	3,458,006	15,159,062	547,482,190

* 9 months.

SESSIONAL PAPER No. 11

No. 6.—Duty Collected,

Fiscal Year.	United Kingdom.	United States.	France.	Germany.	Spain.	Portugal.	Italy.	Holland.
	\$ cts.	\$ cts.	\$ cts.	\$ cts.	\$ cts.	\$ cts.	\$ cts.	\$ cts.
1873....	7,398,460 17	2,966,119 34	627,831 95	334,415 51	102,711 21	21,245 21	9,320 80	294,569 02
1874....	7,867,481 41	3,695,564 03	741,059 10	272,234 68	112,918 73	27,674 63	13,626 76	361,153 47
1875....	8,881,997 81	3,860,877 10	604,092 47	173,427 65	113,599 78	28,421 97	8,502 45	394,017 97
1876....	6,075,759 82	4,117,223 40	723,368 24	134,282 11	157,287 53	29,302 21	24,629 25	459,887 63
1877....	6,377,596 23	4,426,394 79	480,340 56	75,762 93	79,515 38	20,322 20	15,783 10	316,156 00
1878....	6,445,985 38	4,794,599 63	400,600 04	79,673 10	87,755 88	13,452 55	19,652 43	308,153 30
1879....	5,561,933 02	5,529,150 64	501,747 90	104,211 80	120,385 81	7,970 14	19,474 58	329,634 07
1880....	6,737,997 05	4,521,311 08	427,937 89	103,156 82	106,720 56	14,935 79	30,031 12	301,570 50
1881....	8,772,949 97	5,657,292 75	597,948 79	215,108 04	167,412 55	25,307 99	40,956 25	372,335 63
1882....	10,011,811 00	7,082,722 29	742,774 93	338,691 39	210,766 86	29,105 63	34,283 98	420,607 91
1883....	9,897,785 16	8,158,023 35	824,963 17	388,556 85	231,866 95	34,135 50	44,340 03	535,741 81
1884....	8,001,370 74	7,420,461 79	645,152 71	554,181 88	192,946 21	34,228 80	32,186 80	493,807 39
1885....	7,617,249 45	6,636,405 83	650,515 29	572,947 91	154,680 24	29,345 65	33,380 25	521,318 20
1886....	7,817,357 45	6,790,080 76	735,666 52	588,168 44	150,268 47	30,510 74	35,667 84	602,570 19
1887....	9,318,920 08	7,299,591 68	699,840 07	1,190,267 30	176,449 17	33,329 81	31,404 53	623,894 26
1888....	8,972,739 84	7,131,006 23	796,242 70	1,214,748 15	171,790 38	36,621 03	42,004 78	704,034 45
1889....	9,450,242 70	7,413,354 83	854,805 00	1,266,638 56	185,969 33	36,895 32	32,456 70	756,785 89
1890....	9,576,965 75	8,220,299 55	957,312 22	1,165,158 67	170,028 06	36,528 91	37,938 11	806,261 40
1891....	9,114,271 75	7,799,318 12	932,032 53	1,320,583 23	217,612 94	30,680 47	44,888 99	741,462 43
1892....	9,074,200 71	7,814,666 93	931,044 99	783,740 50	186,168 39	27,446 98	35,846 83	697,184 17
1893....	9,498,747 08	7,636,075 81	1,058,095 75	857,264 35	180,132 25	27,171 69	30,816 89	815,200 70
1894....	8,245,845 87	6,960,950 68	1,019,568 12	978,224 53	207,724 63	22,894 36	49,073 63	879,107 85
1895....	7,006,676 58	6,897,395 04	985,945 87	892,547 04	184,788 45	24,361 92	46,697 12	755,251 48
1896....	7,358,514 15	7,767,992 63	1,020,804 74	1,329,186 36	162,118 81	22,269 68	39,386 07	792,609 63
1897....	6,205,366 80	8,147,075 10	969,539 64	1,489,755 60	150,587 43	23,191 61	33,474 05	920,096 46
1898....	6,649,428 60	9,941,624 48	1,183,890 30	1,364,159 04	176,764 64	20,606 24	46,466 82	908,046 37
1899....	7,328,191 92	11,713,858 94	1,360,876 33	1,903,223 16	181,346 14	25,559 36	52,842 44	1,061,622 69
1900....	8,074,541 07	13,491,872 86	1,428,019 46	2,189,798 17	183,147 69	28,548 59	26,842 73	1,171,550 06
1901....	7,845,406 49	13,311,749 58	1,794,455 55	1,811,974 55	191,527 27	37,138 80	45,171 84	1,350,098 08
1902....	8,424,693 04	15,155,136 39	2,163,016 40	2,741,263 29	205,803 43	42,700 86	88,174 27	1,306,967 57
1903....	9,841,627 33	17,069,881 19	2,098,633 61	3,255,121 88	212,104 39	45,912 40	87,457 75	1,527,113 35
1904....	10,838,017 31	19,554,585 54	2,113,667 94	2,172,571 04	228,532 66	41,226 25	88,831 12	1,726,681 98
1905....	11,171,010 04	20,580,361 56	2,224,967 73	1,826,789 33	216,933 42	39,295 27	123,388 07	1,570,378 88
1906....	12,944,249 35	22,187,102 94	2,520,034 97	1,852,538 47	289,363 62	44,716 82	113,725 17	1,620,711 72
1907....	11,823,197 06	19,084,738 46	2,219,577 38	1,521,946 23	197,483 36	43,941 45	91,853 93	1,309,895 96
1908....	17,265,293 25	27,132,543 26	3,331,350 36	2,444,631 34	301,055 23	54,079 21	129,376 16	1,812,404 99
1909....	13,449,341 99	22,526,806 65	2,801,383 52	1,709,641 79	255,514 39	48,470 49	112,251 96	1,731,470 46
1910....	18,032,629 10	29,515,836 43	3,269,278 92	1,934,523 03	290,268 99	54,590 34	156,168 96	1,875,408 97
1911....	20,756,810 71	37,854,727 80	3,342,954 67	2,153,180 04	237,265 85	75,334 02	175,984 52	2,052,451 84
1912....	22,367,039 82	49,177,584 32	3,436,947 88	2,246,745 17	234,321 59	90,568 14	197,252 39	2,254,024 52

* 9 months.

3 GEORGE V., A. 1913

No. 6.—Duty Collected—*Concluded.*

Fiscal Year.	Belgium.	New-found-land	West Indies.	South America.	China and Japan.	Switzer-land.	Other Countries.	Additional du-ties, post en-tries, overcol-lections, &c.	Total.
	\$ cts.	\$ cts.	\$ cts.	\$ cts.	\$ cts.	\$ cts.	\$ cts.	\$ cts.	\$ cts.
1873	94,504 87	97,147 31	831,930 86	182,660 79	157 95	15,994 95	40,660 23	13,017,730 17
1874	51,171 82	54,929 33	935,653 11	194,325 88	26,185 10	21,950 85	42,953 77	14,421,882 67
1875	42,489 19	12,584 62	926,463 33	124,963 29	83,469 42	20,917 93	85,557 14	15,361,382 12
1876	61,407 14	4,890 45	603,819 86	120,843 58	132,042 28	10,274 57	178,096 41	12,833,114 48
1877	50,106 26	9,735 83	435,718 43	1,834 11	68,261 35	12,387 96	178,535 96	12,548,451 09
1878	45,144 82	4,921 23	341,240 28	6,874 10	113,447 24	9,855 02	124,338 17	12,795,693 17
1879	45,107 35	3,230 76	454,872 58	2,591 84	127,283 34	16,597 54	115,349 29	12,939,540 66
1880	41,886 44	3,168 48	1,305,495 00	161,936 81	207,920 61	18,764 19	156,016 88	14,138,849 22
1881	90,250 84	3,251 22	1,584,622 00	280,009 74	348,466 71	33,740 02	311,133 47	18,500,785 97
1882	119,492 16	1,781 73	1,615,945 44	504,255 74	178,499 40	65,780 72	352,318 25	21,708,837 43
1883	106,234 50	7,365 17	1,770,682 99	692,562 12	157,516 29	83,492 95	239,042 13	23,172,308 97
1884	103,953 96	4,158 34	1,397,926 55	688,702 68	273,708 37	56,966 92	265,210 23	20,164,963 37
1885	121,660 61	2,268 61	1,327,363 99	655,708 66	450,153 25	51,863 04	308,698 01	19,133,558 99
1886	132,116 62	2,467 99	1,384,327 91	503,735 53	148,098 67	49,052 66	478,033 91	19,448,123 70
1887	166,445 16	1,624 70	968,496 12	848,562 83	222,799 93	59,393 26	828,686 99	22,469,705 83
1888	117,228 81	3,211 68	1,831,368 64	641,854 29	162,844 61	43,778 82	340,166 62	22,209,641 53
1889	122,116 44	1,087 36	1,727,816 27	849,431 97	185,782 89	38,653 78	845,532 61	7,952 63	23,784,523 23
1890	150,349 40	3,386 14	1,223,589 61	559,312 13	216,956 50	79,331 47	804,400 21	7,089 94	24,014,908 07
1891	126,180 23	3,452 92	1,337,754 14	260,102 71	265,198 43	63,161 46	1,215,178 05	9,190 73	23,481,069 13
1892	104,003 88	4,191 49	272,167 34	75,439 20	273,256 10	49,388 45	201,112 48	20,723 09	20,550,581 53
1893	112,081 99	1,494 56	314,148 32	78,592 25	313,798 23	70,418 15	160,133 95	7,538 96	21,161,710 93
1894	119,020 54	1,623 12	292,464 66	73,489 61	273,712 97	73,695 14	172,318 29	10,108 32	19,379,822 32
1895	92,303 46	1,053 95	380,955 12	68,786 81	230,890 41	72,742 85	231,349 72	14,523 65	17,887,269 47
1896	192,457 64	1,197 81	478,829 02	106,494 83	265,572 02	93,87. 62	521,413 34	64,312 97	20,219,037 32
1897	250,770 38	1,274 89	454,418 06	109,914 69	267,575 35	64,153 55	757,363 19	47,439 87	19,891,996 77
1898	287,411 60	1,690 86	304,971 01	209,761 33	291,747 74	91,525 82	328,978 26	350,715 08	22,157,788 49
1899	663,898 07	1,669 28	374,161 69	97,167 56	349,381 86	156,108 44	414,930 52	109,390 35	25,734,228 75
1900	916,374 13	2,740 46	363,563 81	120,148 16	279,351 97	143,983 86	414,866 20	53,760 91	28,889,110 13
1901	1,081,162 82	1,190 88	471,923 66	205,344 97	341,473 58	159,147 86	416,207 47	43,006 49	29,106,979 89
1902	387,008 06	7,023 17	550,252 39	199,921 52	370,966 45	199,638 08	509,973 06	72,994 33	32,425,532 31
1903	602,178 47	1,914 12	684,985 96	303,880 29	355,971 92	255,250 99	680,547 56	87,773 38	37,110,354 59
1904	444,514 69	2,780 11	1,202,659 24	731,277 80	444,747 26	376,616 39	873,447 83	114,191 98	49,954,349 14
1905	321,091 73	2,435 99	1,184,429 72	591,697 60	489,814 72	469,943 37	982,112 49	229,747 00	42,024,339 92
1906	511,584 66	1,092 68	1,531,148 25	712,435 40	486,583 62	546,901 63	1,070,251 05	233,660 88	46,671 101 18
† '07	261,262 94	1,153 91	692,072 94	809,020 77	376,793 58	415,707 02	977,657 28	163,864 53	40,290,171 70
1908	375,296 31	4,146 35	615,082 47	474,074 29	525,328 90	733,350 11	2,846,353 13	286,708 68	58,331,074 04
1909	357,745 34	2,549 89	1,642,462 43	700,185 39	416,616 80	591,501 16	1,458,936 73	254,912 94	48,059,791 93
1910	520,726 06	8,364 10	1,575,328 09	831,853 03	435,600 94	630,135 47	1,578,994 86	314,531 92	61,024,239 21
1911	539,675 14	5,819 21	1,954,632 33	882,791 71	430,014 82	644,991 93	1,829,013 33	376,728 67	73,312,367 59
1912	521,234 65	3,077 98	2,070,708 91	1,238,183 43	451,158 58	718,809 23	2,045,932 94	522,446 97	87,576,036 52

* Includes \$309,999.04 collected at Fort Cudahy and Dawson, for which no statistical returns have been received. † 9 months.

SESSIONAL PAPER No. 11

No. 7.—Percentage of Duty on Total Value of Goods imported and entered for Consumption, Dutiable and Free; and percentage of expenses of collection of Customs Revenue in the Dominion of Canada, during each year from 1868 to 1912, inclusive.

Year.	Percentage of Duty on Total Value of Goods Imported, Dutiable and Free.	Percentage of duty on Total Value of Goods entered for Consumption Dutiable and Free.	Percentage Expense of Collec- tion of Customs Revenue.
	p. c.	p. c.	p. c.
1868.....	12·00	12·25	05·99
1869.....	11·78	12·31	07·09
1870.....	12·65	13·28	05·41
1871.....	12·32	13·62	04·21
1872.....	11·70	12·11	04·04
1873.....	10·17	10·20	04·35
1874.....	11·25	11·32	04·55
1875.....	12·48	12·83	04·44
1876.....	13·76	13·44	05·61
1877.....	12·63	13·03	05·75
1878.....	13·74	14·03	05·58
1879.....	15·78	16·10	05·56
1880.....	16·34	19·70	05·04
1881.....	17·56	20·19	03·87
1882.....	18·18	19·27	03·33
1883.....	17·52	18·82	03·26
1884.....	17·32	18·64	03·96
1885.....	17·55	18·61	04·14
1886.....	18·60	19·50	04·10
1887.....	19·87	21·24	03·64
1888.....	20·03	21·57	03·81
1889.....	20·60	21·65	03·62
1890.....	19·63	21·21	03·63
1891.....	19·52	20·06	03·83
1892.....	16·13	17·56	04·39
1893.....	16·39	17·38	04·26
1894.....	15·69	17·13	04·75
1895.....	16·14	16·99	05·13
1896.....	17·13	18·28	04·43
1897.....	16·68	17·87	04·75
1898.....	15·79	16·95	04·37
1899.....	15·81	16·70	04·02
1900.....	15·23	15·98	03·71
1901.....	15·28	16·06	03·86
1902.....	15·28	15·99	03·62
1903.....	15·38	15·87	03·31
1904.....	15·80	16·28	03·31
1905.....	15·75	16·04	03·49
1906.....	15·85	16·07	03·31
*1907.....	15·51	15·66	03·04
1908.....	15·73	16·27	03·30
1909.....	15·51	16·11	04·15
1910.....	15·57	16·24	03·32
1911.....	15·52	15·87	02·98
1912.....	15·66	16·00	02·78

* 9 months.

3 GEORGE V., A. 1913

No. 8.—COMPARATIVE STATEMENT of the Values of the Imports and Exports into and percentage excess of Imports over Exports

Fiscal Year.	IMPORTS.				EXPORTS.			
	Merchandise.		Coin and Bullion.	Total.	Merchandise.		Coin and Bullion.	Totals.
	Dutiable.	Free.			Home Produce.	Foreign Produce.		
	\$	\$	\$	\$	\$	\$	\$	\$
1868	45,250,395	23,314,102	4,895,147	73,459,644	48,504,899	4,196,821	4,866,168	57,567,888
1869	44,081,563	22,086,373	4,247,229	70,415,165	52,400,772	3,855,801	4,218,208	60,474,781
1870	48,665,547	21,813,263	4,335,529	74,814,339	59,043,590	6,527,622	8,002,278	73,573,490
1871	70,295,223	23,064,654	2,733,094	96,092,971	57,630,024	9,853,244	6,690,350	74,173,618
1872	72,157,423	36,519,355	2,753,749	111,430,527	65,831,083	12,798,182	4,010,398	82,639,663
1873	74,217,954	50,787,862	3,005,465	128,011,281	76,538,025	9,405,910	3,845,987	89,789,922
1874	77,070,460	46,919,840	4,223,282	128,213,582	76,741,997	10,614,096	1,995,835	89,351,928
1875	81,504,477	39,355,717	2,210,089	123,070,283	69,709,823	7,137,319	1,039,837	77,886,979
1876	58,794,777	32,195,458	2,220,111	93,210,346	72,491,437	7,234,961	1,240,037	80,966,435
1877	63,986,376	33,167,497	2,174,089	99,327,962	68,030,546	7,111,108	733,739	75,875,393
1878	61,700,190	30,577,871	803,726	93,081,787	67,989,800	11,164,878	168,989	79,323,667
1879	57,052,042	23,273,296	1,639,089	81,964,427	62,431,025	8,355,644	704,586	71,491,255
1880	68,895,483	15,712,457	1,881,807	86,489,747	72,899,697	13,240,006	1,771,755	87,911,458
1881	85,516,908	18,690,657	1,123,275	105,330,840	83,944,701	13,375,117	971,005	98,290,823
1882	93,339,930	24,575,827	1,503,743	119,419,500	94,137,657	7,628,453	371,093	102,137,203
1883	100,827,816	30,150,683	1,275,523	132,254,022	87,702,431	9,751,773	631,600	98,085,804
1884	88,349,492	25,839,885	2,207,666	116,397,043	79,833,098	9,389,106	2,184,292	91,406,496
1885	79,614,108	26,373,134	2,954,244	108,941,486	79,131,735	8,079,646	2,026,980	89,238,361
1886	75,536,758	25,277,246	3,610,557	104,424,561	77,756,704	7,438,079	56,531	85,251,314
1887	85,479,400	26,880,618	532,218	112,892,236	80,960,909	8,549,333	5,569	89,515,811
1888	77,784,037	30,935,121	2,175,472	110,894,630	81,382,072	8,803,394	17,534	90,203,000
1889	80,059,966	34,589,714	575,251	115,224,931	80,272,456	6,938,455	1,978,256	89,189,167
1890	86,258,633	34,516,597	1,083,011	121,858,241	85,257,586	9,051,781	2,439,782	96,749,149
1891	81,286,372	36,870,096	1,811,170	119,967,638	88,671,738	8,798,631	946,927	98,417,296
1892	81,190,844	44,396,694	1,818,530	127,406,068	99,032,466	13,121,791	1,809,118	113,963,375
1893	77,378,091	45,161,977	6,534,200	129,074,268	105,488,798	8,941,856	4,133,698	118,564,352
1894	73,341,506	46,110,362	4,023,072	123,474,940	103,851,764	11,833,805	1,839,380	117,524,949
1895	64,064,587	42,140,475	4,576,620	110,781,682	102,828,441	6,485,043	4,325,319	113,638,803
1896	74,259,940	38,525,249	5,226,319	118,011,508	109,707,805	6,606,738	4,699,309	121,013,852
1897	74,108,590	40,433,825	4,676,194	119,218,609	123,632,540	10,825,163	3,492,550	137,950,253
1898	84,141,104	51,791,105	4,390,844	140,323,053	144,548,662	14,980,883	4,623,138	164,152,683
1899	98,349,633	59,709,541	4,705,134	162,764,308	137,360,792	17,520,088	4,016,025	158,896,905
1900	112,943,896	68,381,179	8,297,438	189,622,513	168,972,301	14,265,254	8,657,168	191,894,723
1901	115,574,658	71,303,573	3,537,294	190,415,525	177,431,386	17,077,757	1,978,489	196,487,632
1902	127,955,254	78,003,499	6,311,405	212,270,158	196,019,763	13,951,101	1,669,422	211,640,286
1903	143,839,632	88,398,532	8,976,797	241,214,961	214,401,674	10,828,087	619,963	225,849,724
1904	156,108,453	95,229,037	7,874,313	259,211,803	198,414,439	12,641,239	2,465,557	213,521,235
1905	157,164,975	99,361,007	10,308,435	266,834,417	190,854,946	10,617,115	1,844,811	208,316,872
1906	176,790,332	110,417,080	7,078,603	294,286,015	235,483,956	11,173,846	9,928,828	256,586,630
* '07	154,856,659	97,412,340	7,517,008	259,786,007	180,545,306	11,541,927	13,189,964	205,277,197
1908	230,917,914	133,319,950	6,548,661	370,786,525	246,960,968	16,407,984	16,637,654	280,006,606
1909	185,329,094	114,439,072	9,988,442	309,756,608	242,603,584	17,318,782	1,589,793	261,512,159
1910	241,961,556	143,873,547	6,017,589	391,852,692	279,247,551	19,516,442	2,594,536	301,358,529
1911	291,818,801	170,222,529	10,206,210	472,247,540	274,316,553	15,683,657	7,196,155	297,196,365
1912	343,370,082	189,916,581	26,033,881	559,320,544	290,223,857	17,492,294	7,601,099	315,317,250

*9 months.

SESSIONAL PAPER No. 11

from the Dominion of Canada in each Fiscal Year from 1868 to 1912; showing also or of Exports over Imports in each Year.

EXCESS VALUE OF MERCHANDISE IMPORTED OVER.		Excess of total Exports over total Imports, including Coin and Bullion.	Percentage Excess of total Imports over total Exports, including Coin and Bullion.	Percentage Excess of total Exports over total Imports, including Coin and Bullion.	PERCENTAGE, INCREASE OR DECREASE.			
Canadian Merchandise Exported.	Canadian and Foreign Merchandise Exported.				Gross Imports compared with preceding year.		Gross Exports compared with preceding year.	
					Increase.	Decrease.	Increase	Decrease
\$	\$	\$	p. c.	p. c.	p. c.	p. c.	p. c.	p. c.
20,059,598	15,862,777	27·6
13,767,164	9,911,363	16·4	04·1	05·05
11,435,220	4,907,598	01·7	06·2	21·6
35,729,853	25,876,609	29·5	28·4	0·8
42,845,695	30,047,513	34·8	15·0	11·4
48,467,791	39,061,881	32·5	14·9	08·6
47,248,303	36,634,207	43·5	00·16	00·5
51,150,371	44,013,052	53·0	0·4	12·8
18,498,798	11,263,837	15·1	24·2	03·9
29,123,327	22,012,219	30·9	06·5	06·3
24,288,261	13,123,383	17·3	06·3	04·5
17,894,313	9,438,669	14·6	11·9	09·6
11,708,243	1,421,711	01·6	05·5	22·9
20,262,864	6,887,747	07·1	21·8	11·8
23,778,100	16,149,647	14·5	13·3	03·9
43,276,068	33,524,295	28·8	10·7	03·9
34,356,279	24,967,173	21·4	11·9	66·8
26,855,507	18,775,861	18·0	06·4	02·3
23,057,300	15,619,221	18·3	04·1	04·3
31,399,109	22,849,776	20·7	08·1	05·0
27,337,086	18,533,692	18·6	01·8	00·7
34,377,224	27,438,769	22·6	03·9	01·1
35,517,644	26,465,863	20·6	05·4	07·8
29,484,730	20,686,099	17·9	01·5	01·7
26,555,072	13,433,281	10·5	06·2	16·0
17,051,270	8,109,414	08·1	01·3	4·0
15,600,104	3,766,299	04·8	04·3	00·8
3,376,621	2,857,121	02·21	09·95	03·3
3,077,384	3,002,344	02·54	06·14	6·49
.....	18,731,644	15·71	01·02	14·00
.....	23,829,630	16·98	17·70	18·99
20,698,382	3,178,294	02·4	16·00	03·2
12,352,774	2,272,210	01·2	14·16	20·77
9,446,845	6,072,107	03·2	00·42	02·39
9,938,990	00·3	11·47	07·71
17,836,490	7,008,403	06·4	13·63	06·29
52,923,051	40,281,812	21·4	7·46	05·4
65,671,036	55,053,921	31·2	02·94	04·77
51,723,456	40,549,610	14·69	10·29	26·2
71,723,693	60,181,766
117,276,796	100,868,912	32·42
57,164,582	39,845,800	18·44	16·45	06·60
106,587,552	87,071,110	23·09	26·50	15·24
187,724,777	172,041,120	37·06	20·51	01·04
269,096,687	251,604,393	43·62	18·44	06·09

3 GEORGE V., A. 1913

No 9.—COMPARATIVE STATEMENT showing the Tonnage of all Vessels entered Inwards and Outwards in the Dominion of Canada, during each Fiscal Year, from 1868 to 1912, inclusive.

NAVIGATION.

Fiscal Year.	Tonnage of Vessels built.	Tonnage of Vessels registered.	Tonnage of Vessels entered Inwards and Outwards (Sea-going and Inland Navigation) exclusive of Coasting.	Tonnage of Vessels employed in the Coasting Trade entered Inwards and Outwards.	Tonnage and value of vessels sold to other Countries.	
					Tonnage.	Value.
	Tons.	Tons.	Tons.	Tons.	Tons.	\$
1868.....	87,230	113,692	12,982,825
1869.....	96,439	125,408	10,461,044
1870.....	93,166	110,852	11,415,870
1871.....	106,101	121,724	13,126,028
1872.....	114,065	127,371	12,808,160
1873.....	140,370	152,226	11,748,997
1874.....	174,404	163,016	11,399,857
1875.....	188,098	204,002	9,537,155
1876.....	165,041	144,422	9,911,199	10,300,939	64,134	2,189,270
1877.....	127,297	126,160	11,091,244	8,968,862	46,329	1,576,244
1878.....	106,976	100,089	12,054,890	11,047,661	35,039	1,218,145
1879.....	103,551	94,882	11,646,812	12,066,683	49,318	529,824
1880.....	68,756	64,982	13,577,845	14,053,013	16,208	464,327
1881.....	79,364	70,210	13,802,432	15,116,766	16,808	348,018
1882.....	68,240	78,076	13,379,882	14,791,064	16,161	402,311
1883.....	73,576	78,229	13,770,735	15,683,566	23,896	506,538
1884.....	70,287	80,822	14,359,026	15,473,707	17,368	416,756
1885.....	57,486	65,962	14,084,712	15,944,422	13,177	246,277

SESSIONAL PAPER No. 11

1886.....	37,531	40,872	13,969,232	16,368,274	14,343	266,863
1887.....	26,798	67,662	14,090,998	17,513,677	9,263	143,772
1888.....	22,698	33,298	15,217,308	18,789,279	14,479	289,969
1889.....	23,835	31,998	16,054,221	19,834,577	16,173	266,817
1890.....	39,434	53,853	18,446,100	22,797,115	22,844	442,781
1891.....	55,477	52,506	18,803,648	24,694,580	15,143	280,474
1892.....	44,321	61,457	18,692,455	24,783,844	36,399	506,747
1893.....	38,521	45,796	18,539,534	24,579,123	31,317	363,916
1894.....	23,497	29,878	20,353,081	26,560,968	21,960	243,429
1895.....	18,728	26,125	19,100,963	25,473,434	16,567	172,563
1896.....	10,753	14,144	21,870,473	27,431,753	12,263	99,392
1897.....	12,058	22,959	23,373,933	27,267,979	9,158	105,164
1898.....	22,426	27,716	24,746,116	29,633,950	17,210	191,069
1899.....	22,085	28,257	25,420,110	30,212,496	7,562	126,466
1900.....	28,544	40,443	26,914,095	33,631,730	13,354	205,618
1901.....	20,156	35,156	26,029,808	34,444,796	4,490	66,468
1902.....	28,288	34,236	30,025,404	40,700,907	11,360	235,865
1903.....	30,856	41,405	33,655,043	44,990,358	11,172	220,602
1904.....	28,397	33,192	31,202,205	45,505,122	7,208	87,115
1905.....	21,865	27,583	32,277,820	44,377,261	3,696	100,363
1906.....	18,724	37,639	34,732,172	46,324,062	9,487	187,725
*1907.....	33,205	31,635	30,595,891	31,691,420	3,855	68,190
1908.....	49,928	78,144	39,575,031	50,529,835	4,515	132,900
1909.....	29,023	32,899	40,701,603	52,670,198	3,644	98,643
1910.....	24,059	33,383	44,567,991	56,750,928	5,047	133,800
1911.....	22,812	50,006	47,429,545	66,627,934	5,885	201,526
1912.....	31,065	30,021	52,973,127	66,267,662	4,265	140,350

* 9 month.

3 GEORGE V., A. 1913

No 10.—STATEMENT (by Provinces) of the Values of Exports, of Total Imports, Port in the Dominion of Canada during the Fiscal

PROVINCE OF

Number.	PORTS	Fiscal Year ended March 31, 1910.				Fiscal
		Exports.	Imports.	Entered for Consumption.	Duty.	Exports.
		\$	\$	\$	\$ cts.	\$
1	Amherstburg.....	200,028	571,216	435,055	70,354 25	321,285
2	Belleville	4,400	933,766	934,933	123,514 75	2,276
3	Berlin.....		2,703,011	2,702,134	231,895 32	
4	Bowmanville.....		224,349	224,349	9,222 12	
5	Brantford		2,762,034	2,726,516	366,694 73	
6	Bridgeburg	10,293,591	2,227,401	1,875,886	373,154 20	13,347,430
7	Brockville	87,261	717,056	718,834	79,998 91	131,634
8	Chatham.....	16,196	1,420,900	1,337,216	229,703 79	34,770
9	Cobourg.....	26,385	794,322	768,106	137,637 53	120,385
10	Collingwood.....	88,222	675,489	681,448	58,618 74	
11	Cornwall.....	714,622	1,180,212	1,180,212	33,652 00	930,764
12	Deseronto.....	73,784	161,913	161,913	7,455 49	79,249
13	Fort William	14,752,791	4,997,980	4,254,233	588,195 01	12,277,231
14	Galt		1,876,850	1,876,850	166,377 26	
15	Gananoque.....	16,077	396,893	396,893	54,298 98	5,421
16	Goderich.....		664,103	660,580	69,813 88	
17	Guelph		2,430,636	2,430,636	211,992 60	
18	Hamilton.....		14,086,527	13,963,011	1,815,748 81	
19	Ingersoll.....	7,243	1,167,275	1,161,632	198,470 20	455
20	Kenora	19,599	127,245	125,124	32,692 23	15,796
21	Kingston	153,595	2,161,465	2,170,195	186,540 62	224,875
22	Lindsay		404,699	404,689	26,742 93	
23	London		6,790,666	6,790,307	928,314 60	
24	Midland.	341,478	1,065,528	1,121,561	58,734 36	364,724
25	Morrisburg	5,163	319,574	319,574	57,411 13	62,339
26	Napanee.....		183,950	183,950	11,026 01	
27	Niagara Falls	22,755,199	1,996,217	1,983,083	320,585 70	22,972,843
28	North Bay.....		2,132,523	2,136,358	279,998 77	
29	Orillia		2,322,408	2,322,408	50,397 56	
30	Oshawa.....		1,247,982	1,247,982	237,471 08	
31	Ottawa	146,505	6,340,941	6,333,280	1,129,683 72	31,557
32	Owen Sound	134,250	475,799	470,272	49,123 35	138,223
33	Paris.....		682,173	682,173	50,032 95	
34	Parry Sound.....	1,942,372	293,137	301,940	55,138 98	865,749
35	Peterboro'		2,824,897	2,827,563	344,934 43	
36	Pictou.....	4,187	122,673	122,775	15,706 72	4,197
37	Port Arthur	10,812,684	2,822,131	2,884,707	447,794 04	13,366,083
38	Port Hope.....	20,970	271,828	271,828	21,455 43	14,817
39	Prescott.....	10,650,284	1,675,908	1,668,144	153,474 31	9,670,363
40	St. Catharines	24,704	3,988,415	3,987,225	329,676 53	33,391
41	St. Thomas.....	9,149	1,420,970	1,457,033	285,276 97	12,504
42	Sarnia	5,092,763	2,913,809	2,945,921	269,989 86	5,297,275
43	Sault Ste. Marie.....	7,112,870	3,919,337	3,828,099	371,460 80	7,660,852
44	Simcoe.....		511,936	511,719	28,804 06	6,896
45	Stratford		1,296,945	1,295,732	145,202 29	
46	Tillsonburg					
47	Toronto	42,711	70,882,944	70,191,203	12,325,465 05	24,108
48	Toronto, West.....		2,519,031	2,490,702	319,147 54	
	Total, City of Toronto....	42,711	73,401,975	72,681,905	12,644,612 59	24,108
49	Trenton.....	6,595	176,021	175,797	24,129 28	
50	Wallaceburg.....	8,670	1,279,308	1,279,318	235,410 71	24,836
51	Welland					
52	Whitby	1,918	104,549	104,549	7,419 78	
53	Windsor.....	5,621,203	6,950,340	6,714,555	1,084,075 48	5,922,924
54	Woodstock.....		808,832	808,832	70,256 42	
	Total	90,287,469	171,026,114	168,659,035	24,780,282 26	93,965,252

SESSIONAL PAPER No. 11

of Imports entered for Consumption and of the Amount of Duty Collected at each Years ended March 31, 1910, 1911 and 1912.

ONTARIO.

Year ended March 31, 1911.			Fiscal Year ended March 31, 1912.				Number.
Imports.	Entered for Consumption.	Duty.	Exports.	Imports.	Entered for Consumption.	Duty.	
\$	\$	\$ cts.	\$	\$	\$	\$ cts.	
476,223	344,824	53,496 92	437,666	438,170	338,881	45,824 77	1
969,530	970,418	120,702 20	575	982,256	983,687	124,951 83	2
3,139,325	3,132,424	260,718 53	3,626,309	3,623,435	301,468 86	3
479,367	479,367	30,362 30	876,915	876,915	58,375 90	4
3,753,511	3,726,361	496,328 74	3,956,548	3,950,252	529,787 77	5
2,882,884	2,554,009	550,460 33	15,931,074	3,318,264	3,054,575	617,640 18	6
750,802	752,402	87,036 02	80,890	811,731	811,298	99,479 80	7
1,557,654	1,457,088	238,603 20	23,599	1,933,462	1,798,291	285,675 39	8
772,552	718,335	139,286 75	189,138	979,992	934,339	176,696 12	9
879,700	877,321	55,576 35	25,205	1,132,529	1,132,865	67,686 31	10
1,363,177	1,363,177	42,238 88	1,134,841	963,818	963,818	34,276 98	11
234,474	234,474	14,050 56	71,314	207,382	207,382	17,441 19	12
5,589,166	5,240,186	669,739 28	19,327,015	9,271,308	9,427,321	1,549,712 54	13
1,982,411	1,982,411	192,119 36	2,110,334	2,110,334	224,205 94	14
417,946	417,946	58,615 03	8,758	402,579	402,579	47,046 45	15
754,563	752,893	82,582 19	800,042	803,087	85,235 50	16
2,903,691	2,902,976	224,414 95	3,179,814	3,179,057	217,379 25	17
16,553,636	16,323,877	2,141,467 62	753	18,623,947	18,209,348	2,519,414 26	18
1,022,879	1,025,023	171,326 67	6,305	1,633,383	1,630,917	341,626 37	19
119,899	122,371	33,044 77	14,484	93,421	93,855	25,654 95	20
2,160,186	2,153,566	194,908 09	236,820	2,549,164	2,549,269	250,215 78	21
399,672	398,672	30,100 25	493,323	493,323	37,752 56	22
7,650,443	7,652,714	1,007,109 31	8,383,183	8,419,055	1,017,400 63	23
1,305,613	1,286,272	47,262 24	333,788	1,503,339	1,513,433	71,010 62	24
338,646	338,631	64,260 82	75,153	255,009	255,007	35,213 09	25
196,808	196,808	11,888 14	187,844	187,844	14,492 13	26
2,327,504	2,334,614	390,916 50	25,627,816	2,278,532	2,275,577	318,505 24	27
1,957,008	1,963,370	266,611 04	2,703,888	2,708,727	410,903 85	28
2,883,322	2,883,322	87,989 03	3,236,915	3,236,915	111,996 88	29
1,327,178	1,327,178	253,201 93	1,692,704	1,674,305	326,041 09	30
7,737,630	7,714,497	1,265,457 37	40,169	8,544,001	8,513,655	1,474,558 40	31
694,886	679,274	62,237 93	28,417	775,923	790,637	72,450 23	32
1,042,094	1,042,094	80,730 56	899,004	899,004	67,978 79	33
334,014	332,862	70,322 66	390,984	906,915	906,214	187,477 68	34
2,986,808	2,985,070	446,657 25	3,154,925	3,122,512	380,124 51	35
136,759	139,005	16,552 19	92	159,728	161,576	21,969 02	36
3,692,596	3,639,812	535,951 82	17,402,252	5,946,793	5,629,697	915,252 12	37
304,320	304,320	30,491 72	10,920	348,039	348,039	36,042 49	38
2,972,746	1,542,494	160,370 39	10,088,807	5,023,073	2,102,799	192,687 10	39
4,854,812	4,853,416	451,479 35	31,270	2,871,577	2,870,629	365,762 22	40
1,483,219	1,477,497	274,656 84	21,795	1,932,864	1,943,782	377,349 82	41
4,392,727	4,361,381	314,684 12	5,263,636	4,104,421	4,146,654	364,752 91	42
7,002,760	6,930,122	960,878 38	5,856,932	5,927,830	5,880,614	894,049 58	43
574,631	574,344	32,304 15	503	793,196	670,568	38,665 28	44
1,463,381	1,463,677	165,483 49	1,660,614	1,660,085	178,456 43	45
216,070	216,070	24,335 87	266,117	266,117	36,910 87	46
84,715,135	83,767,295	13,860,808 73	45,818	97,144,992	96,133,452	15,374,521 10	47
3,707,338	3,625,056	518,305 74	4,525,441	4,579,955	680,897 18	48
88,422,473	87,392,351	14,379,114 47	45,818	101,670,433	100,713,407	16,055,418 28	49
165,871	165,545	25,434 38	295,456	294,542	48,914 69	50
1,534,744	1,534,744	272,572 94	14,382	1,614,446	1,640,643	279,020 34	51
.....	2,634,489	2,633,839	189,187 07	52
197,030	196,030	11,900 59	140,053	140,053	8,701 98	53
8,742,460	8,658,585	1,443,720 31	5,833,663	10,975,494	10,790,959	2,089,875 88	54
1,099,279	1,099,279	98,127 46	990,655	990,655	87,582 84	55
207,201,080	203,215,499	29,139,882 24	108,554,834	240,262,151	234,952,371	34,326,700 76	56

3 GEORGE V., A. 1913

No. 10.—STATEMENT of the Value of Exports

PROVINCE OF

Number.	PORTS.	Fiscal Year ended March 31. 1910.				Fiscal
		Exports.	Imports.	Entered for Con- sumption.	Duty.	Exports.
		\$	\$	\$	\$ cts.	\$
1	Abercorn	5,141,514	99,765	99,765	11,161 24	5,270,910
2	Athelstan	3,899,239	1,054,842	1,054,842	19,131 99	3,631,307
3	Beebe Junction	3,537,944	751,242	750,730	33,916 11	3,613,658
4	Coaticook	11,763,510	185,575	185,575	15,774 66	10,484,224
5	Cookshire	454,748	100,154	100,188	20,371 05	374,651
6	Gaspé	217,423	51,189	51,188	4,571 69	265,838
7	Hemmingford	16,463	19,740	19,740	1,207 76	111,367
8	Hull					
9	Mansonville	15,969	8,498	8,498	1,096 37	59,029
10	Montréal	77,501,549	107,728,050	94,573,491	16,325,229 78	74,330,938
11	Paspébiac	315,661	67,997	73,486	8,467 24	268,793
12	Percé	149,916	35,499	35,499	1,186 43	136,025
13	Québec ...	5,751,375	10,094,340	10,012,035	1,532,766 55	7,103,300
14	Rimouski	178,544	29,446	31,428	10,096 01	526,546
15	Saint-Armand	2,796,282	73,598	71,148	5,206 49	3,625,123
16	Saint-Hyacinthe		433,263	431,260	58,048 14	
17	Saint John	14,411,906	2,770,100	2,770,759	181,948 19	13,514,322
18	Sherbrooke		1,811,410	1,804,279	320,772 93	
19	Sorel		244,224	245,714	36,721 45	
20	Three Rivers. ...	226,603	1,792,394	1,810,551	180,947 89	409,589
21	Valleyfield		1,386,239	1,388,394	38,434 04	
	Total	126,378,646	128,737,565	115,518,570	18,807,056 01	123,725,620

SESSIONAL PAPER No. 11

and Imports at each Port &c.—Continued.

QUEBEC.

Year ended March 31, 1911.			Fiscal Year ended March 31, 1912.				Number.
Imports.	Entered for Con- sumption.	Duty.	Exports.	Imports.	Entered for Con- sumption.	Duty.	
\$	\$	\$ cts.	\$	\$	\$	\$ cts.	
163,234	163,084	22,885 81	4,464,916	123,625	123,425	16,756 69	1
1,412,939	1,412,939	36,921 16	3,943,593	1,300,303	1,300,303	33,409 37	2
948,225	948,034	40,776 81	3,974,869	667,575	664,783	70,298 04	3
198,991	198,991	21,663 44	10,183,841	197,190	197,190	20,085 02	4
114,736	113,669	13,908 81	527,079	161,493	159,918	24,643 48	5
34,485	34,475	3,932 98	179,561	29,389	29,392	3,700 21	6
18,173	18,173	1,655 54	16,940	14,666	14,666	1,728 04	7
.....	254,921	254,921	30,259 19	8
12,853	12,853	1,708 80	50,553	16,039	16,039	1,880 12	9
116,866,171	111,424,805	18,327,198 63	74,944,869	138,291,851	135,019,357	19,951,815 25	10
49,149	50,560	6,581 28	237,709	71,211	71,211	9,125 27	11
14,071	14,071	2,358 21	196,679	13,210	13,210	1,261 28	12
11,275,653	11,270,860	1,559,861 78	6,641,512	11,797,423	11,775,466	1,759,373 39	13
31,660	32,445	4,651 46	194,217	39,378	39,615	7,242 41	14
100,136	100,136	11,026 36	3,191,068	92,185	91,375	7,963 65	15
533,545	541,092	60,051 17	582,871	588,886	60,233 38	16
2,866,647	2,868,709	192,663 33	14,073,690	3,710,674	3,112,243	223,490 83	17
1,692,957	1,638,782	302,358 12	1,743,773	1,735,055	320,904 97	18
520,567	521,251	38,602 81	299,539	301,042	51,373 17	19
2,594,371	2,507,087	204,844 42	283,740	3,170,208	3,172,949	361,370 13	20
2,011,931	2,013,598	81,247 54	1,771,530	1,770,464	90,307 77	21
141,370,494	135,930,614	20,934,898 46	123,104,836	164,349,054	160,451,510	23,047,221 66	

3 GEORGE V., A. 1913

No. 10.—STATEMENT of the Value of
PROVINCE OF

Number.	PORTS.	Fiscal Year ended March 31, 1910.				Fiscal
		Exports.	Imports.	Entered for Con- sumption.	Duty.	Exports.
		\$	\$	\$	\$ cts.	\$
1	Amherst.....	344,691	596,382	596,838	68,188 22	387,752
2	Annapolis.....	406,551	95,570	95,835	7,515 69	281,902
3	Antigonish.....	9,432	18,632	18,632	5,462 54	8,992
4	Arichat.....	905	5,051	5,146	160 51
5	Baddeck.....	24,956	9,365	9,365	1,970 97	27,750
6	Barrington.....	100	11,923	11,923	1,150 69
7	Bridgewater.....
8	Canso.....	153,253	20,712	20,789	2,243 77	94,586
9	Digby.....	110,150	37,299	37,314	4,530 71	109,285
10	Glace Bay.....	959	231,611	232,459	44,621 13	1,635
11	Halifax.....	11,595,755	9,356,322	8,743,255	1,627,602 88	12,514,420
12	Kentville.....	80,207	158,865	159,004	17,381 86	33,282
13	Liverpool.....	271,064	24,115	25,075	3,370 29	255,659
14	Lockeport.....	6,280	6,117	6,374	453 90	5,840
15	Lunenburg.....	1,079,820	213,184	200,696	22,312 14	1,122,457
16	Middleton.....	34,639	34,639	5,588 53
17	New Glasgow.....	256,437	257,225	43,859 38
18	North Sydney.....	953,407	336,558	342,016	59,387 56	907,542
19	Parrsboro'.....	733,152	4,824	4,879	745 52	556,231
20	Pictou.....	79,086	255,192	255,192	10,939 52	110,795
21	Port Hawkesbury.....	107,024	12,456	12,455	1,591 95	105,989
22	Port Hood.....	10,428	18,797	19,088	3,662 65	5,095
23	Shelburne.....	55,618	7,891	7,883	693 70	25,892
24	Sydney.....	1,014,512	1,667,615	1,678,454	200,801 15	1,157,858
25	Truro.....	459,661	459,955	83,142 54
26	Weymouth.....	343,281	17,608	18,060	1,891 27	255,034
27	Windsor.....	655,485	228,948	229,551	12,047 82	599,516
28	Yarmouth.....	1,521,072	650,142	638,513	62,777 63	1,433,812
	Total.....	19,557,188	14,735,916	14,121,615	2,294,094 52	20,001,324

PROVINCE OF

1	Bathurst.....	63,677	63,737	15,476 55
2	Campbellton.....	631,923	90,744	89,608	21,414 90	704,096
3	Chatham.....	1,328,205	200,614	198,346	24,873 48	1,307,608
4	Dalhousie.....	358,788	23,483	24,019	5,006 28	431,986
5	Fredericton.....	22,370	664,776	618,941	58,705 30	7,155
6	McAdam Junction.....	3,923,592	141,582	141,582	29,353 56	2,575,087
7	Moncton.....	600,116	664,475	667,210	78,057 62	526,411
8	Newcastle.....	403,779	41,609	41,620	7,135 36	463,392
9	Sackville.....	179,390	72,727	72,755	7,541 99	156,783
10	St. Andrew.....	146,271	53,770	50,779	6,457 50	61,200
11	St. John.....	24,988,519	7,394,175	7,349,763	1,333,703 63	21,659,514
12	St. Stephen.....	258,767	1,043,123	1,043,123	34,277 62	287,267
13	Woodstock.....	169,091	374,611	382,298	84,997 48	93,045
	Total.....	32,110,811	10,829,366	10,743,781	1,707,001 27	28,273,454

SESSIONAL PAPER No. 11

Exports and Imports at each Port, &c.—*Continued.*

NOVA SCOTIA.

Year ended March 31, 1911.			Fiscal Year ended March 31, 1912.				Number.
Imports.	Entered for Consumption.	Duty.	Exports.	Imports.	Entered for Consumption.	Duty.	
\$	\$	\$ cts.	\$	\$	\$	\$ cts.	
913,779	913,985	96,640 92	261,423	783,595	783,158	100,324 50	1
93,246	93,962	6,400 50	301,824	88,464	88,915	6,956 17	2
29,775	29,775	7,701 59	7,408	35,111	35,111	5,893 97	3
10,229	10,976	420 34	8,891	9,108	305 30	4
5,852	5,852	1,289 39	25,608	19,713	19,713	2,303 59	5
10,204	10,204	1,208 12	10,508	10,508	1,079 25	6
.....	498,721	40,901	42,042	7,138 87	7
23,939	23,295	3,105 40	57,741	29,440	29,650	3,061 11	8
57,914	58,022	5,955 27	121,383	77,420	77,440	11,083 41	9
278,909	279,028	50,712 77	3,306	272,529	272,943	46,544 18	10
9,836,974	9,890,801	1,772,883 29	15,857,184	11,996,093	11,512,546	2,117,107 99	11
184,503	184,608	16,655 39	47,200	182,306	182,415	22,868 27	12
25,323	26,057	3,193 88	286,484	34,092	34,677	5,031 89	13
12,708	12,770	2,093 22	8,320	11,331	11,331	1,431 81	14
139,471	159,289	17,298 41	491,566	163,186	176,886	11,620 47	15
23,115	23,115	3,584 95	31,361	31,361	6,193 79	16
321,201	321,787	57,161 31	746,251	746,935	135,609 03	17
568,163	573,497	90,212 61	945,178	660,194	668,479	109,032 53	18
3,782	3,797	579 37	692,819	2,983	3,055	378 67	19
269,140	269,096	9,175 97	167,519	93,210	93,210	11,196 37	20
10,808	10,809	1,545 74	126,900	11,672	11,706	1,440 20	21
18,658	19,437	4,336 71	2,129	18,259	18,800	4,174 21	22
16,786	16,930	1,907 67	56,825	15,571	15,858	1,513 19	23
2,257,500	2,171,113	281,367 27	1,075,289	2,515,495	2,531,765	309,055 79	24
454,417	454,998	75,551 65	537,410	537,608	80,084 23	25
16,961	17,221	1,870 63	236,936	23,425	23,812	2,379 06	26
282,262	282,573	9,112 88	625,295	104,989	105,147	8,404 53	27
882,961	884,635	63,010 61	1,672,374	770,787	773,572	62,450 80	28
16,748,580	16,747,632	2,584,985 86	23,569,432	19,285,187	18,847,751	3,074,663 18	

NEW BRUNSWICK.

68,088	67,805	10,622 47	72,679	73,901	19,143 88	1
101,632	102,886	20,324 28	1,013,056	74,491	74,651	15,001 22	2
261,932	262,081	26,446 37	967,257	151,018	151,055	15,430 35	3
14,612	16,984	11,495 78	574,512	9,058	9,229	1,290 86	4
694,680	694,878	50,204 38	31,767	523,237	525,050	56,728 24	5
67,371	67,371	10,861 32	3,053,336	82,792	82,792	18,512 85	6
662,919	659,187	62,223 55	429,488	722,268	722,268	86,198 51	7
45,892	45,892	6,593 95	405,726	74,907	74,907	11,539 14	8
102,470	102,470	12,399 32	123,980	113,133	113,133	14,781 02	9
49,782	49,782	6,391 81	132,618	82,834	82,834	9,570 36	10
7,749,848	7,732,244	1,349,794 45	21,895,963	8,590,197	8,522,548	1,452,234 57	11
1,163,014	1,163,024	40,713 38	222,131	982,335	982,367	55,672 09	12
491,557	498,937	91,441 06	129,713	474,793	484,405	85,933 49	13
11,473,797	11,463,541	1,690,517 13	28,979,547	11,953,742	11,899,140	1,842,036 58	

3 GEORGE V., A. 1913

No. 10.—STATEMENT of the Value of Exports

PROVINCE OF

Number.	PORTS.	Fiscal Year ended March 31, 1910.				
		Exports.	Imports.	Entered for Con- sumption.	Duty.	Exports.
		\$	\$	\$	\$ cts.	\$
1	Cranbrook.....	741,492	438,987	440,326	51,462 36	748,786
2	Fernie.....	1,031,542	464,988	468,200	198,231 38	1,704,034
3	Grand Forks.....	2,961,629	623,589	623,589	47,993 59	2,349,192
4	Greenwood.....	323,383	362,572	368,935	47,006 17	481,020
*5	Kaslo.....	134	16,557	16,557	3,736 47
6	Nanaimo.....	4,210,410	958,300	965,734	107,863 38	3,821,741
†7	Nelson.....	204,889	494,726	501,650	108,523 09	98,993
8	New Westminster.....	5,938,057	1,088,984	1,083,210	218,432 52	5,161,968
9	Prince Rupert.....	3,021	209,310	210,070	39,132 75	33,948
10	Revelstoke.....	367,350	381,572	103,276 54
11	Rossland.....	370,450	330,320	331,942	40,563 79	134,924
12	Vancouver.....	7,769,129	16,873,468	17,265,068	3,657,242 90	7,320,425
13	Victoria.....	1,514,275	4,861,868	4,721,389	1,240,612 14	1,161,824
Total.....		25,068,411	27,091,019	27,378,242	5,774,077 08	23,016,655

PROVINCE OF

1	Brandon.....	24,096	1,444,575	1,431,079	274,753 10	64,916
2	Emerson.....	2,502,693	854,730	852,270	15,992 00	2,391,400
3	Gretna.....	1,472,214	359,499	359,099	22,500 88	178,628
4	Portage la Prairie.....	637,384	636,195	123,589 72
5	Winnipeg.....	193,919	22,407,335	22,312,911	4,999,238 16	499,620
Total.....		4,192,922	25,703,523	25,591,554	5,436,073 86	3,134,564

PROVINCE OF PRINCE

1	Charlottetown.....	410,237	537,784	539,442	103,896 47	417,543
2	Summerside.....	31,599	115,760	115,760	14,195 26	18,630
Total.....		441,836	653,544	655,202	118,091 73	436,173

PROVINCE

1	Calgary.....	3,271,692	3,309,336	697,745 54
2	Edmonton.....	1,142,974	1,161,419	286,603 92
3	Lethbridge.....	161,190	1,533,559	1,536,247	267,558 63	365,265
Total.....		161,190	5,948,225	6,007,002	1,251,908 09	365,265

* To January 31, 1910. † Including Kaslo from February 1, 1910.

SESSIONAL PAPER No. 11

and Imports, at each Port, &c.—*Continued.*

BRITISH COLUMBIA.

Fiscal Year ended March 31, 1911.			Fiscal Year ended March 31, 1912.				Number.
Imports.	Entered for Consumption.	Duty.	Exports.	Imports.	Entered for Consumption.	Duty.	
\$	\$	\$ cts.	\$	\$	\$	\$ cts.	
600,676	599,395	64,533 41	225,618	736,910	734,833	86,956 56	1
439,786	437,587	93,870 80	467,094	351,020	352,093	71,087 74	2
547,055	547,055	47,404 91	1,107,440	610,133	608,115	38,091 29	3
408,108	412,933	49,011 15	696,845	592,285	595,139	82,768 03	4
1,053,416	1,057,151	119,808 03	3,285,038	1,038,992	1,044,595	137,638 47	5
497,311	488,604	104,969 97	38,457	662,170	670,959	141,618 23	6
1,813,660	1,824,111	319,712 07	4,124,162	3,187,243	3,058,578	489,381 56	7
500,721	510,165	104,751 85	64,344	614,269	613,176	111,936 38	8
695,742	697,405	175,979 31	781,958	802,618	208,343 37	9
276,268	279,549	30,890 47	105,383	484,703	487,052	38,789 86	10
25,632,096	25,250,463	5,499,706 38	8,148,697	32,428,397	32,505,431	7,221,323 30	11
6,227,700	6,059,424	1,544,203 63	2,009,762	7,857,081	7,682,362	1,984,893 77	12
38,692,539	38,163,842	8,154,841 98	20,272,840	49,345,161	49,154,951	10,612,828 56	13

MANITOBA.

1,923,168	1,919,535	313,711 75	142,827	2,172,680	2,076,009	373,743 84	1
1,529,991	1,525,511	28,695 08	2,663,483	1,991,976	1,989,836	73,346 64	2
543,381	543,381	40,859 27	163,095	522,661	522,661	47,371 93	3
1,192,465	1,096,462	172,821 76	1,338,447	1,350,004	231,832 53	4
29,665,997	29,540,561	6,477,582 38	333,410	38,198,132	36,521,019	8,055,548 85	5
34,855,002	34,625,450	7,033,670 24	3,302,815	44,223,896	42,459,529	8,781,843 79	

EDWARD ISLAND.

539,820	532,193	108,064 76	537,266	544,375	547,545	109,149 65	1
116,858	116,858	15,480 55	45,945	158,894	158,896	21,454 78	2
656,678	649,051	123,545 31	583,211	703,269	706,441	130,604 43	

OF ALBERTA.

5,407,915	5,430,264	1,188,738 88	8,038,209	8,006,691	1,832,691 22	1
1,731,756	1,745,038	433,896 24	3,423,405	3,445,975	846,050 30	2
1,955,055	1,960,376	313,021 42	52,685	2,417,224	2,269,088	438,325 52	3
9,094,726	9,135,678	1,935,656 54	52,685	13,878,838	13,721,754	3,117,067 04	

3 GEORGE V., A. 1913

No. 10.--STATEMENT of the Value of
PROVINCE OF

Number.	PORTS.	Fiscal Year ended March 31, 1910.				Exports.
		Exports.	Imports.	Entered for Con- sumption.	Duty.	
		\$	\$	\$	\$ cts.	\$
1	Moosejaw.....		648,628	649,143	123,476 35	
2	North Portal	2,912,477	3,161,368	3,161,368	66,779 53	4,056,582
3	Regina.....		2,315,916	2,335,097	473,119 96	
4	Saskatoon.....					
	Total.....	2,912,477	6,125,912	6,145,608	663,375 84	4,056,582

YU

1	Dawson..	98,895	791,908	802,225	147,920 24	66,981
2	Whitehorse	148,684	160,244	160,826	30,608 76	154,495
	Total.....	247,579	952,152	963,051	178,529 00	221,476

TERRI

1	Fullerton.....					
	Total.....					

SESSIONAL PAPER No. 11

Exports and Imports, at each Port, &c.—*Concluded.*

SASKATCHEWAN.

Fiscal Year ended March 31, 1911.				Fiscal Year ended March 31, 1912.				Number.
Imports.	Entered for Con- sumption.	Duty.	Exports.	Imports.	Entered for Con- sumption.	Duty.		
\$	\$	\$ cts.	\$	\$	\$	\$ cts.		
1,581,306	1,579,934	271,866 57	2,793,760	2,746,919	530,490 61		
3,497,355	3,497,355	99,759 60	4,621,809	3,649,339	3,649,339	301,474 88	1	
3,338,210	3,217,674	647,182 20	4,012,023	4,025,386	843,225 95	2	
2,607,561	2,613,588	501,015 80	3,811,847	3,814,809	776,861 00	3	
11,024,432	10,908,551	1,519,824 17	4,621,809	14,266,969	14,236,453	2,452,052 44	4	

KON.

901,141 175,777	882,003 176,163	146,602 80 33,118 80	81,003 2,194,238	814,526 138,143	814,080 138,602	138,577 40 24,761 02	1 2
1,076,918	1,058,166	179,721 60	2,275,241	952,669	952,682	163,338 42	

TORIES.

.....	179 10	1
.....	179 10	

3 GEORGE V., A. 1913

No 10.—STATEMENT (by Provinces) showing the Value of Exports, of Total Imports
Dominion of Canada during the Fiscal Years

Number.	PROVINCES.	Fiscal Year ended March 31, 1910.				Total Exports.
		Total Exports.	Total Imports.	Entered for Consumption.	Duty.	
		\$	\$	\$	\$ cts.	\$
1	Ontario.....	90,287,469	171,026,114	168,659,035	24,780,282 26	93,965,252
2	Quebec	126,378,646	128,737,565	115,518,570	18,807,056 01	123,725,620
3	Nova Scotia.....	19,557,188	14,735,916	14,121,615	2,294,094 52	20,001,324
4	New Brunswick.....	32,110,811	10,829,366	10,743,781	1,707,001 27	28,273,454
5	Manitoba	4,192,922	25,703,523	25,591,554	5,436,073 86	3,134,564
6	British Columbia.	25,068,411	27,091,019	27,378,242	5,774,077 08	23,016,655
7	Prince Edward Island.	441,836	653,544	655,202	118,091 73	436,173
8	Alberta.....	161,190	5,948,225	6,007,002	1,251,908 09	365,265
9	Saskatchewan ...	2,912,477	6,125,912	6,145,608	663,375 84	4,056,582
10	Yukon.....	247,579	952,152	963,051	178,529 00	221,476
11	Territories.					
	Total.....	301,358,529	391,803,336	375,783,660	61,010,489 66	297,196,365
	British prepaid postal parcels : duty received through P. O. Department.....		49,356	49,356	13,749 55	
	Grand total.....	301,358,529	391,852,692	375,833,016	61,024,239 21	297,196,365

SESSIONAL PAPER No. 11

and of Imports entered for Consumption, and the Amount of Duty collected by the ended March 31, 1910, 1911 and 1912.

Fiscal Year ended March 31, 1911.			Fiscal Year ended March 31, 1912.				Number.
Total Imports.	Entered for Consumption.	Duty.	Total Exports.	Total Imports.	Entered for Consumption.	Duty.	
\$	\$	\$ cts.	\$	\$	\$	\$ cts.	
207,201,080	203,215,499	29,139,882 24	108,554,834	240,262,151	234,952,371	34,326,700 76	1
141,370,494	135,930,614	20,934,898 46	123,104,836	164,349,054	160,451,510	23,047,221 66	2
16,748,580	16,747,632	2,584,985 86	23,569,432	19,285,187	18,847,751	3,074,663 18	3
11,473,797	11,463,541	1,690,517 13	28,979,547	11,953,742	11,899,140	1,842,036 58	4
34,855,002	34,625,450	7,033,670 24	3,302,815	44,223,896	42,459,529	8,781,843 79	5
38,692,539	38,163,842	8,154,841 98	20,272,840	49,345,161	49,154,951	10,612,828 56	6
656,678	649,051	123,545 31	583,211	703,269	706,441	130,604 43	7
9,094,726	9,135,678	1,935,656 54	52,685	13,878,838	13,721,754	3,117,067 04	8
11,024,432	10,908,551	1,519,824 17	4,621,809	14,266,969	14,236,453	2,452,052 44	9
1,076,918	1,058,166	179,721 60	2,275,241	952,669	952,682	163,338 42	10
.....	179 10	11
472,194,246	461,898,024	73,297,543 53	315,317,250	559,220,936	547,382,582	87,548,535 96	
53,294	53,294	14,824 06	99,608	99,608	27,500 56	
472,247,540	461,951,318	73,312,367 59	315,317,250	559,320,544	547,482,190	87,576,036 52	

3 GEORGE V., A. 1913

No. 11—STATEMENT showing the value of Goods entered for Consumption at the eighteen under-mentioned Ports during the Fiscal Year ended March 31, 1912.

Dutiable Goods.	Brantford	Calgary.	Dawson.	Halifax.	Hamilton.	London.	Montreal.	Ottawa.	Quebec.
	\$	\$	\$	\$	\$	\$	\$	\$	\$
Ale, beer and porter.....	170	33,993	6,624	27,399	4,022	1,218	118,248	15,306	3,457
Animals, living.....	423	84,677	946	2,947	2,172	930	27,508	9,311	6,511
Antiseptic surgical dressing.....		1,158		3,585	1,942	1,891	77,621	2,089	1,090
Bagatelle tables.....	6			2			712	24	
Bags which contained cement.....					492	132	17,983	852	
Baking powder.....	89		1,771		26		63,368	50	336
Balls, cues and racks for bagatelle tables.....		102					1,001	365	463
Baskets.....	360	1,097		1,861	2,051	1,023	18,695	9,663	2,299
Baths, bath tubs, &c.....	3,316	7,494		2,272	7,804	3,915	47,522	21,599	1,589
Belting, all kinds, except rubber and leather.....	391	4,314		3,825	6,761	1,031	135,844	22,437	487
Belts, all kinds, N. O. P.....	548	1,139	62	2,513	1,496	1,899	41,290	2,911	1,532
Bells.....	7	1,249		267	2,275	679	10,542	789	1,016
Billiard tables.....		550		663			4,663	591	108
Blacking, shoe and shoemakers' ink.....	477	2,866	112	1,542	2,230	2,408	19,576	1,157	8,949
Blinds, of wood, metal or other material, except textile or paper.....		67			116	431	2,048	357	12
Blue, laundry, all kinds.....	343	62		629	2,212	1,925	14,547	1,190	2,109
Boats.....		571		135	599	40	3,407	1,201	561
Books, periodicals and other printed matter.....	45,812	55,898	3,530	50,784	58,632	79,465	890,773	71,249	45,880
Boot, shoe and stay laces.....	30	2,338	47	1,637	1,799	3,961	110,794	823	9,311
Boots, shoes and slippers, except rubber and leather.....	34	51	14	732	3,228	11,032	46,721	2,148	635
Braces and suspenders and parts of.....	115	1,069	286	269	568	361	11,749	689	1,155
Brass and manufactures of.....	13,558	30,980	1,290	15,804	50,507	10,548	136,850	39,787	27,808
Breadstuffs, viz.:—									
Arrowroot, biscuits, rice, macaroni, sago and tapioca.....	1,187	27,306	379	23,953	23,403	25,633	270,143	9,281	18,739
Grain, flour and meal.....	4,116	26,380	10,949	10,540	46,508	28,101	110,158	6,046	18,150
Bricks, tiles and manufactures of clay, N. O. P.....	6,698	84,515		6,627	43,949	7,478	319,960	13,381	43,225
British gum, dextrine, sizing cream, &c.....	2,545	147		941	1,174		3,745	240	851
Brooms and brushes.....	884	1,551	288	1,896	7,010	3,776	177,645	4,427	4,195
Buttons.....	854	3,420	73	2,059	20,378	5,084	188,116	6,463	10,150
Candles.....	124		72	534	5,574	1,830	25,293	651	4,427
Cane, reed or rattan, split, and manufactures of.....	122	75	93	93	294	151	1,174	199	2,637
Carriages of all kinds, railway cars, trucks and parts of.....	22,341	133,395	1,795	5,995	183,359	7,927	371,045	43,022	51,943
Carpet linings and stair pads.....	200					23	270	480	
Carpet sweepers.....			14		114	10	592	170	37
Cash registers.....	50	32		203	70		139	70	

SESSIONAL PAPER No. 11

Celluloid, manufactures of.....	26	156	64	155	14,464	279	24,066	558	180
Cement.....	17	283	153	45,532	2,499	767	48,571	527	5,714
Chalk, prepared.....	225	108	906	1,866	313	8,669	868	606
Charcoal.....	715	11	6	2,734	753	18,409	102	5,886
Chicory.....	817	984	294	12,373	466	115
Church vestments.....	171	293	79	16,227	172	8,685
Cider.....	320	11,847	92	4,599	8,361	5,192	156,383	131	34
Clock cases, springs and movements.....	2,562	6,117	5,609
Cloth, coated or sized for manufacture of blue or black print cloth.....	24	246	701	545	4,743	110	83
Clothes wringers.....	65,965	57,590	1,538	1,738	438,821	178,613	714,457	163,290	63,791
Coal, bituminous and dust.....	28	132	1,182	3,202	90	5,860	722	322
Cocoa carpets, mats and matting.....	10	344	27,052	6,536	547	14,082	401
Cocoa nuts.....	46	6	7,893	3,239
" desiccated.....	1,555	296	49,488	4,959	10,257	455,617	4,379	31,050
" paste, chocolate paste, shells, nibs and other preparations.....	5,420	2,408	5,769	870	4,303	1,607	43,024	1,370	835
Coffee, all kinds, N.O.P. (see Free Goods).....	285	6,537	577	7,266	6,578	3,981	66,555	10,522	4,282
Collars.....	799	1,149	33	1,450	3,101	1,248	81,327	1,579	8,134
Combs, dress and toilet.....	357	10,403	5,177	2,192	12,135	3,682	85,294	4,791	1,727
Copper and manufactures of.....	2,663	4,840	863	8,078	8,491	1,163	111,758	3,246	4,304
Cordage of all kinds.....	341	1,291	3	3,970	2,284	396	90,202	1,988	14,066
Corks and other manufactures of cork wood.....	8,960	208	5,091	13,311	5,675	87,460	12,742	11,996
Corsets, clasps, &c.....	1,965	1,323	50	1,681	175	145
Costumes and scenery, theatrical.....	272,933	14,195	161,058	555,042	391,560	6,010,997	346,542	543,671
Cotton, manufactures of.....	114,327	59	47	8,147	111	2,607
Crape, black.....	4,655	36	39	42	2,062	218
Cuffs.....	1,433	6,615	10,515	19,178	161,079	6,630	12,126
Curtains, made up.....	77	36	498	487	139
Cyclometers and pedometers.....	16,180	25,726	803	56,611	96,470	34,565	1,422,778	70,847	21,708
Drugs, dyes, chemicals, medicines.....	4,172	49,684	484	32,710	39,577	52,945	709,642	40,154	80,557
Earthenware and china.....	30	89,282	5,558	3,123	1,578	185,112	22,001	20,137
Eggs.....	221	1,407	55	1,337	1,188	1,578	60,581	2,217	8,114
Elastic.....	73	236	150	396	1,201	31	16,576	116	61
Electric light carbons and points.....	12,753	192,040	4,703	39,714	440,069	25,475	1,008,041	70,621	36,696
" apparatus, motors, &c.....	320	39	493	836	4,417	31,003	2,020	3,120
Embroideries, N.O.P.....	6,654	3,637	262	298	5,933	412	23,904	1,996	686
Emery wheels and manufactures of emery.....	13,637	72,361	3,681	16,743	62,308	38,233	201,121	44,013	30,889
Express parcels.....	10,221	31,082	545	37,347	53,373	62,192	1,241,194	83,061	86,801
Fancy goods.....	50	33,739	29	645
Feathers, bed, &c.....
Featherbone.....	749	401	7,436
Fertilizers.....	1,195	17,198	5,688	1,541	6,211	737	8,441
Fibreware, N.O.P.....	23	45	203	202	15,628	607	22,528	620	72
Fireworks.....	10	1,945	3,753	1,779	15,162	20,431	13,534
Fish (see Free Goods).....	5,893	10,773	4,075	14,162	37,939	21,116	307,516	78,812	47,972
Flax, hemp, jute and manufactures of.....	14,818	34,182	1,025	49,244	56,383	70,024	1,541,087	115	76
Foundry facings.....	245	8	620	61	7,738	154,623	107,359
Fruits and nuts (see Free Goods).....	57,898	461,486	24,054	195,514	325,895	261,213	1,109,776	64,621	12,473
Furniture, wood, iron or other material.....	13,053	34,888	108	11,336	29,608	11,228	254,495	18,722	197,639
Furs and manufactures of furs (see Free Goods).....	125	7,377	116	1,707	26,050	43,889	587,173

SESSIONAL PAPER No. 11

Mustard.....	1,258	477	3,337	8,792	9,402	38,396	5,420	6,741
Oils, all kinds, N.O.P.....	12,602	39,722	5,202	218,365	93,079	28,892	1,040,684	33,634	13,833
Oiled cloths, of all kinds, cork matting and linoleum.....	6,426	90,379	776	29,984	25,823	58,617	551,111	46,825	49,708
Optical, philosophical, photographic and mathematical instruments	1,318	16,693	771	13,732	17,538	9,614	231,765	58,305	6,816
Packages.....	5,784	57,456	5,032	75,172	42,145	31,378	648,633	51,052	99,401
Paints and colours.....	12,182	3,393	33	41,702	27,859	14,441	502,216	21,023	7,262
Paintings in oil or water colours and pastels, less than \$20.....	50	142	10	1,044	16	45
Paper and manufactures of.....	120,020	55,716	3,370	75,115	233,986	116,612	1,463,302	208,207	61,222
Pencils, lead.....	1,450	5,249	117	5,276	13,184	2,990	81,395	9,520	8,167
Pens, penholders and rulers.....	2,209	2,289	126	4,076	5,844	1,521	36,102	10,521	3,495
Perfumery, non-alcoholic.....	632	6,004	4,962	4,670	4,083	113,096	9,323	6,380
Photographic dry plates.....	8	523	100	144	307	18,386	276	486
Picture and photograph frames.....	404	2,129	91	1,667	3,818	1,181	29,639	3,760	1,701
Pickles.....	406	10,453	667	17,393	7,051	6,981	65,638	12,997	13,575
Plants and trees.....	231	255	23	1,500	5,917	2,565	14,169	5,047	1,563
Plaster of Paris.....	187	4,808	234	2,617	687	10,051	6,097
Plates, engraved on wood or metal.....	80	3,052	84	160	2,367	2,566	23,173	86
Pocketbooks, purses.....	1,516	8,062	117	5,282	10,522	7,651	144,094	15,386	10,837
Polish or composition, knife or other.....	235	93	4	2,157	4,137	851	39,739	2,167	3,041
Post office parcels.....	3,728	65,324	3,110	21,528	31,405	20,636	96,226	27,785	18,367
Precious stones, N.O.P.....	24	230	500	214	19,505	6,417	85,263	1,377	55
Provisions, viz. :—									
Butter, cheese and lard.....	141	29,472	6,510	63,384	1,677	43,076	246,860	10,951	12,576
Meats, all kinds.....	1,043	148,934	64,538	101,609	10,143	12,209	377,528	36,486	132,697
Pulleys, belt, for power.....	181	58	180	7,616	1,169	5,787	571
Regalia and badges.....	623	2,757	78	964	526	210	6,504	1,312	404
Ribbons.....	3,083	11,242	45	12,722	12,714	18,925	518,270	18,328	21,971
Sails.....	552	338	369
Salt (see Free Goods).....	534	3,469	25	151	2,316	1,316	2,512	888	754
Sand, glass, emery and flint paper.....	1,424	132	26	2,402	5,960	3,985	39,576	2,615	1,398
Sauces, catsup and soy.....	322	8,148	555	7,776	2,205	2,013	40,296	3,645	1,371
Sausage casings, cleaned.....	1,361	12,866	46	3,124	25,039	963	48,011
Seeds, N.O.P.....	6,669	9,533	69	6,570	79,484	28,828	558,318	7,616	19,307
Ships and vessels and repairs on.....	30,387	600	350	1,590
Signs of any material and letters for signs.....	92	1,720	68	436	8,038	834	35,766	706	603
Silk and manufactures of.....	9,294	57,836	1,328	39,373	94,789	87,870	1,898,530	113,933	85,122
Slate.....	2,531	1,199	1,470	6,709	6,353	32,698	1,482	1,074
Soaps.....	5,334	21,067	1,752	15,772	56,304	33,744	315,319	23,277	11,261
Spices.....	3,104	696	162	22,514	59,327	24,970	61,416	2,407	8,477
Spirits.....	5,062	141,863	9,044	191,239	34,343	20,761	1,239,428	127,456	234,941
" wine, not sparkling.....	690	10,185	1,091	17,159	4,277	2,772	246,848	19,134	41,741
" wine sparkling.....	26,293	2,431	7,902	693	2,383	316,815	7,252	5,343
Sponges.....	133	1,306	698	5,000	1,687	29,687	2,264	1,980
Starch.....	136	1,766	118	1,931	11,108	635	30,678	1,995	492
Stockinettes for manufacture of rubber boots.....	32,990
Stone and manufactures of.....	582	10,453	2,623	35,077	10,252	138,068	32,514	14,474
Straw.....	226	945	530	549	2,079	7,067	376	514
Sugars and syrups.....	1,441	389	3,404,392	6,526	4,788	7,912,894	25,843	117,469
" molasses.....	17	609	3,502	9,215	4

3 GEORGE V. A. 1913

IMPORTS for Consumption by Ports—Continued.

Dutiable Goods.	Brantford		Calgary.		Dawson.		Halifax.		Hamilton.		London.		Montreal.		Ottawa.		Quebec.	
	£	\$	£	\$	£	\$	£	\$	£	\$	£	\$	£	\$	£	\$	£	\$
Sugar candy and confectionery.....	5,002	41,962	2,113	21,051	14,746	11,811	127,361	14,264	10,897	14,264	11,811	127,361	14,264	10,897	14,264	11,811	127,361	14,264
" glucose, saccharine, maple sugar and syrup.....	...	33	609	1,648	267	6,203	10,098	511	2,058	511	6,203	10,098	511	2,058	511	6,203	10,098	511
Surgical trusses, pessaries and suspensory bandages.....	98	209	...	549	890	595	5,345	775	627	775	595	5,345	775	627	775	595	5,345	775
Tallow.....	1,538	5	4,146	5,567	707	...	707	4,146	5,567	707	...	707	4,146	5,567	707
Tape lines.....	2	178	...	81	83	88	997	207	...	207	88	997	207	...	207	88	997	207
Tea (see Free Goods).....	50	...	930	154	1,405	38	26,350	700	950	700	38	26,350	700	950	700	38	26,350	700
Tin and manufactures of.....	1,201	14,175	78	13,480	14,339	12,499	88,530	6,061	7,108	6,061	12,499	88,530	6,061	7,108	6,061	12,499	88,530	6,061
Tobacco and manufactures of.....	...	22,168	20,576	30,374	5,852	1,209	536,357	7,534	3,637	7,534	1,209	536,357	7,534	3,637	7,534	1,209	536,357	7,534
" pipes.....	316	1,989	30	6,213	13,655	2,515	426,022	4,269	21,267	4,269	2,515	426,022	4,269	21,267	4,269	2,515	426,022	4,269
Trawls and trawling spoons.....	44	612	...	1,700	...	591	4,595	1,305	1,138	1,305	591	4,595	1,305	1,138	1,305	591	4,595	1,138
Trunks, valises, hat boxes, &c.....	114	1,256	104	581	4,646	1,277	13,008	4,536	1,785	4,536	1,277	13,008	4,536	1,785	4,536	1,277	13,008	1,785
Twine, manufactures of.....	251	303	78	317	2,149	1,178	8,220	1,238	710	1,238	1,178	8,220	1,238	710	1,238	1,178	8,220	710
Umbrellas, parasols and sunshades.....	388	2,123	...	467	1,116	747	9,979	2,136	3,970	2,136	747	9,979	2,136	3,970	2,136	747	9,979	3,970
Unenumerated articles.....	2,032	6,155	338	3,673	27,031	9,135	128,666	14,551	14,435	14,551	9,135	128,666	14,551	14,435	14,551	9,135	128,666	14,435
Varnish, lacquers, japans, &c.....	1,388	56	97	1,014	16,626	2,891	34,564	1,219	3,788	1,219	2,891	34,564	1,219	3,788	1,219	2,891	34,564	3,788
Vegetables.....	16,580	92,243	21,599	12,880	38,730	14,176	561,543	44,767	32,970	44,767	14,176	561,543	44,767	32,970	44,767	14,176	561,543	32,970
Vinegar.....	36	2,026	75	598	846	368	9,332	1,133	405	1,133	368	9,332	1,133	405	1,133	368	9,332	405
Waste or shoddy from cotton, wool or other material.....	2,496	2,141	414	9,846	11,710	27,398	91,750	26,439	4,989	26,439	27,398	91,750	26,439	4,989	26,439	27,398	91,750	4,989
Watches, watch cases, movements, glasses, &c.....	10	6,572	806	3,890	37,234	11,543	876,365	9,379	1,548	9,379	11,543	876,365	9,379	1,548	9,379	11,543	876,365	1,548
Wax and manufactures of.....	9,510	1,698	...	1,828	26,050	1,634	99,467	5,955	4,901	5,955	1,634	99,467	5,955	4,901	5,955	1,634	99,467	4,901
Webbing.....	32	171	...	142	2,184	1,818	59,066	3,479	35,096	3,479	1,818	59,066	3,479	35,096	3,479	1,818	59,066	35,096
Whips, thongs and lashes.....	14	1,800	38	692	2,594	165	2,132	571	761	571	165	2,132	571	761	571	165	2,132	761
Window cornices and cornice poles.....	15,515	60	208	50	...	1,413	...	1,413	50	...	1,413	...	1,413	50
Window shades and rollers.....	...	436	...	247	328	580	7,390	124	528	124	580	7,390	124	528	124	580	7,390	528
Wood and manufactures of.....	...	128,054	2,605	19,495	133,384	39,509	507,896	78,733	61,293	78,733	39,509	507,896	78,733	61,293	78,733	39,509	507,896	61,293
Wool and manufactures of.....	92,512	223,541	13,559	242,542	1,092,522	391,886	8,748,703	364,139	471,551	364,139	391,886	8,748,703	364,139	471,551	364,139	391,886	8,748,703	471,551
Zinc and manufactures of.....	896	437	...	119	832	1,038	3,601	2,345	113	2,345	1,038	3,601	2,345	113	2,345	1,038	3,601	113
Total dutiable goods.....	2,329,216	6,554,065	496,690	7,734,514	10,529,641	4,081,129	77,107,503	5,176,850	5,162,017	5,176,850	4,081,129	77,107,503	5,176,850	5,162,017	5,176,850	4,081,129	77,107,503	5,162,017

FREE GOODS.

PRODUCE OF THE MINE.

11 Clay	2,635	286	11	732	11,737	1,442	71,526	6,615	2,148
1 Coal, anthracite	194,571	4,239		199,496	746,047	527,564	1,677,181	974,485	427,908
1 Minerals	191			42	123	4,677	40,111	231	
1 Ores							26,878		330
3 Diamonds		1,634	6,855	891	146,706	41,993	1,195,993	3,843	681
2 Salt	230	23		49,184			111,653	13	41,550
Whiting	10,443	301		2,587	289		64,255	532	463
Other articles				13,499	46,395	9,559	110,872	15,121	4,752
Total	298,073	6,483	6,866	266,431	951,297	585,226	3,298,469	1,000,843	477,532

FISHERIES.

Fish of all kinds									
Fish oil				863,958			10,736	6	
Other articles				29,148			53,635	1,100	188
Total		6		885	54	7	596	258	370
		6		893,991	54	7	64,967	1,364	558

FOREST.

Corkwood				1,352	136		7,901		176
Ivory nuts							546		
Logs, round, and unmanufactured timber	1,222	4,600		177	570	6,151	4,009	304	1,066
Lumber and timber, &c., sawn, not shaped	246,242	187,343	59	210,445	492,183	235,801	835,980	243,085	337,961
Other articles	32,851	31,903		725	66,611	234,392	285,238	8,545	1,524
Total	280,315	223,846	59	212,699	559,500	476,344	1,133,674	251,934	340,727

ANIMALS AND THEIR PRODUCE.

Animals for improvement of stock									
Bristles	1,448	48,357		134	21,546	12,627	279,761	10,763	22,372
Fur skins, not dressed	72	138		150	29,259	12,354	5,881		127
Grease		15	2,098	1,621	16,590	6,204	2,038,709	31,092	294,978
Hair, unmanufactured and horse hair	1,807	7,300		4,505	49,787	36,099	79,126	83	7,439
Hides and skins, undressed	551	5		198	5,016	472	57,923	161	1,771
Silk, raw				5,176	159,586	403,752	955,857	50	197,703
Wool	610				7,556		362,894	103	
Other articles	13,531			608	49,496		77,833	155,981	
Total	17,190	240		19,604	2,091	5,349	335,115	5,881	2,824
	35,209	56,655	2,098	31,996	331,927	476,767	4,193,099	204,114	527,214

3 GEORGE V., A. 1913

IMPORTS for Consumption by Ports.—Continued.

Free Goods.	Brantford	Calgary	Dawson	Halifax	Hamilton	London	Montreal	Ottawa	Quebec
	\$	\$	\$	\$	\$	\$	\$	\$	\$
AGRICULTURAL PRODUCTS.									
Broom corn.....	952			1,011	33,368	14,389	22,843	12,127	9,080
Cocoa beans.....	14			67,120	964,291		285,285		
Cotton wool or raw cotton not dyed.....	14,745			100,548			2,990,427	30,729	667,187
Fibres, Mexican and vegetable.....	81	90		51	5,745	1,148	4,562	349	970
Fruits, green.....	93,496	167,049	6,458	191,738	189,948	146,600	1,051,428	303,373	140,025
Hemp and Manila grass.....	231,446			226,253		25	234,139		
Indian corn.....	65,504	1,877		60,241	119,598	50,063	4,642,113	17,737	9,378
Rice, uncleaned.....							275,028		
Seed.....	63	234		650	24,172	2,162	3,203	1,794	248
Tobacco leaf for excise purposes.....	31,020	9,957		619	307,638	449,584	2,833,646	3,866	45,734
Other articles.....	3,702	3,441		7,957	14,259	6,288	62,259	10,613	2,509
Total.....	441,023	182,648	6,458	656,188	4,659,019	670,259	11,524,933	389,588	875,101
MANUFACTURED AND PARTIALLY MANUFACTURED ARTICLES.									
Asphalt.....	25,056	35,759		477	39,873	2,639	87,321	21,732	16,999
Bells for churches.....		284					5,419	24	23,204
Binder twine.....	5,806	85,021			21,051	40,382	47,856	66,640	10,024
Fire brick.....	11,283	9,160		2,071	63,264	6,045	59,533	5,009	12,752
Platts, straw, tuscan and grass.....	248	618	35	578	466	16,978	58,495	1,089	343
Pitch and tar, pine.....	34	2,642	44	16,605	1,492	190	67,808	2,679	4,273
Coke.....	36,538	1,445	14	6,976	423,684	13,960	65,029	9,073	5,883
Duck for bedding and hose.....							50,147		
Drugs, dyes and chemicals.....	33,075	15,223	53	87,237	189,911	1,180,659	2,116,277	127,587	100,663
Fish hooks, nets, seines, &c.....				152,937	2,156	20	21,138	1,181	18,765
June cloth and yarn.....	461			7,421	19,127		1,158,214	2,258	2,786
Metals—Brass.....	15,887	89	29	9,156	190,480	80,225	633,002	11,651	2,019
Copper.....	2,803	296		13,477	155,351	63,207	3,530,329	35,283	3,822
Iron and steel.....	283,737	118,098	248,930	82,008	1,380,982	223,520	3,464,558	149,966	934,369
Tin.....	1,240	12,767		140,659	519,267	124,907	1,229,551	5,567	27,334
Zinc.....	9,488			11,435	56,937	30,996	351,093	52	10,763
Other.....	539			13,287	34,965	1,765	452,454	2,039	879
Quam.....		764	164	6,102	960	149	11,324	448	3,693
Newspapers and magazines.....	4,550	67		1,418	7,400	5,625	177,000	2,403	287

SESSIONAL PAPER No. 11

Oil-cake meal and cotton-seed cake and meal.....	2,421	4,585	6,980	5,656	7,250	4,266
Molasses	1,028	321,253	10,180	228,638	1,379	139,931
Noils.....	4,886	73,325
Oil, coconut and palm.....	10,638	566	7,027	4,327	55,510	33
Gasolene	5,507	24,406	124,847	30,024	17,361	138,306	31,904	21,470
Crude petroleum.....	9,228	23,155	36,280	8,482	228,596	4,525	520
Rags and waste.....	15,862	4,198	376	12,519	1,091	452,038	6,459	9,780
Resin or rosin.....	20,949	7,048	9,385	26,229	2,871	124,378	22,661	26,549
Gutta percha, crude, rubber, &c.....	103	256	60,685	294	2,394,096	413	5,325
Surgical instruments.....	147	9,550	9,454	4,817	3,722	59,632	10,197	3,543
Yarn, cotton.....	26,584	388	193,938	11,678	334,417	641	14,434
Other articles	57,887	36,811	366	162,255	61,843	41,902	1,046,515	81,890	130,261
Total.....	567,387	374,986	249,635	1,208,362	3,560,888	1,888,651	18,683,977	685,077	830,695
MISCELLANEOUS ARTICLES.									
Coffee, green (see Dutiable).....	21,935	6,208	95,533	76,369	525,930	42,820
Models of Inventions	908	5	3,477	179	9,139	95	500
Paintings in oil or water colours	54	726	1,674	7,114	2,692	993,903	41,884	3,523
Settlers effects	49,175	454,447	516	28,371	163,384	53,496	1,145,300	113,449	3,386,248
Tea (see Dutiable).....	35,930	128,024	433,579	173,691	88,141	951,626	109,018	114,251
Coin and bullion.....	21	48,748	8,821	157,923	2,941	14,984,358	409,417	1,058
Other articles.....	2,941	3,450	3,010	29,707	16,020	16,854	402,479	96,172	56,042
Total.....	89,029	608,602	52,274	508,365	617,052	240,672	19,012,735	812,885	3,561,622
Total Free	1,621,036	1,452,626	317,390	3,778,032	7,679,737	4,337,926	57,911,854	3,336,805	6,613,449
Total Dutiable.....	2,329,216	6,554,065	496,690	7,734,514	10,529,611	4,081,129	77,107,503	5,176,850	5,162,017
Grand Total.....	3,950,252	8,006,691	814,080	11,512,546	18,209,348	8,419,055	135,019,357	8,513,655	11,775,466

3 GEORGE V., A. 1913

No. 11.—STATEMENT showing the Value of Goods entered for Consumption at the Eighteen undermentioned Ports during the Fiscal Year ended March 31, 1912.

dutiable Goods.	Sault Ste. Marie.	St. John, N.B.	St. John's, Que.	Sydney.	Toronto and West Toronto.	Van- couver.	Victoria.	Windsor, Ont.	Winnipeg.
	£	£	£	£	£	£	£	£	£
Ale, beer and porter.....	1,262	42,235	95	12,126	48,975	236,217	101,216	10,367	144,927
Animals, living	5,143	1,119	145	5,491	124,511	211,184	100,021	5,603	236,055
Antiseptic surgical dressing.....		914		10	31,361	8,974	186	591	19,673
Bagatelle tables.....		53		18	1,312	167	53		2,410
Bags which contained cement.....	16,198	338	200		1,253	49,207	22,970	695	8,973
Baking powder					425	52,761	921	79	28,470
Balls, cues and racks for bagatelle tables.....					20,634	335	35	195	2,156
Baskets	70	2,994	60	123	29,615	12,384	2,324	94	15,472
Bath tubs, &c.....	370	5,331	754	312	37,042	56,122	7,072	11,220	31,745
Belting, all kinds, except rubber and leather.....	418	17,063		12,728	44,519	31,116	8,059	2,920	38,320
Belts, all kinds, N.O.P.....		5,508	34	189	42,596	7,547	2,145		15,486
Bells.....	62	558	11	91	10,967	3,500	701		7,472
Billiard tables.....	155	824			82,242	31,608	4,113		2,616
Blacking, shoe and shoemakers' ink	13	1,646	18	310	30,087	8,890	1,319	25	10,455
Blinds, of wood, metal or other material, except textile or paper.....				26	208	80			413
Blue, laundry, all kinds		550			9,927	5,186	1,761	244	4,828
Boats.....	742	36	57	91	2,810	1,593	582	52	2,866
Books, periodicals and other printed matter.....	23,539	30,604	8,997	4,618	1,850,785	235,988	52,358	56,288	305,469
Boot, shoe and stay laces.....		1,765			41,831	4,150	40		10,095
Boots, shoes and slippers, except rubber and leather.....	21	6,727		19	28,419	20,202	5,160		6,230
Braces and suspenders, and parts of.....	33	1,436		6	10,970	9,687	1,350	10	9,735
Brass and manufactures of.....	12,158	21,512	1,720	2,902	405,828	167,633	31,378	85,188	153,018
Breadstuffs, viz:.....									
Arrowroot, biscuits, rice, macaroni, sago and tapioca.....	7,513	21,139	88	4,701	189,095	133,939	44,589	417	94,133
Grain, flour and meal	3,638	11,476	443	1,476	167,300	257,084	157,809	174,692	110,397
Bricks, tiles and manufactures of clay, N.O.P.....	30,806	8,492	2,625	9,181	81,856	378,887	63,841	25,692	157,624
British gum, dextrine, sizing cream, &c.....		1,143	47		7,939	210			289
Brushes and brooms.....	770	12,340	128	698	188,249	48,743	5,110	1,397	65,181
Buttons	53	11,031	3,810	282	212,572	9,489	4,159	14,300	35,812
Candles.....		5,741	43		16,328	15,514	3,094	661	4,517
Cane, reed or rattan, split, and manufactures of.....		177	5,361		7,459	901	894		
Carriages of all kinds, railway cars, trucks and parts of.....	60,924	37,770	6,669	3,450	286,549	288,468	91,077	635,530	457,547
Carpets, N.O.P.....						456			
Carpet, linings and stair pads.....		311			2,014	29	23		630
Carpet sweepers.....		217			730	405	10		450
Cash registers.....	75	35			48,056	10,644	500	893	3,103

3 GEORGE V., A. 1913

Imports for Consumption by Ports—Continued.

Dutiable Goods.	Sault Ste. Marie.	St. John, N. B.	St. John, Que.	Sydney.	Toronto and West Toronto.	Vancouver.	Victoria.	Windsor, Ont.	Winnipeg.
	%	%	%	%	%	%	%	%	%
Fusos.....	941	38,016	824	364
Glass and manufactures of.....	4,899	106,604	1,743	3,672	1,018,640	447,081	76,857	84,653	527,201
Gloves and mitts.....	477	19,938	6	1,437	302,588	61,736	17,108	21,660	212,686
Gold, silver and manufactures of.....	729	8,462	138	281	158,385	43,442	13,717	1,874	75,882
Grain, axle.....	542	416	1	32	98,582	15,350	2,320	1,012	19,452
Gunpowder and other explosives.....	16,412	12,026	15	62	14,336	80,283	21,279	198,630
Gutta percha, India rubber and manufactures of.....	4,210	47,616	3,087	895,832	226,752	61,184	34,945	205,894
Hair and manufactures of.....	2,929	2,041	129	52,524	8,541	1,135	15,109	25,063
Hats, caps and bonnets.....	1,226	112,942	16	5,066	1,364,631	253,607	60,081	2,800	319,665
Hay.....	120	42,547	53,798	2,502
Honey.....	169	698	6,038	15,168	4,463	673
Hops.....	14,507	12,851	103,609	2,262	6,004	14,525	57,608
Ink.....	24	1,738	214	203	42,978	18,328	5,456	222	11,732
Iron and steel and manufactures of (see Free Goods).....	2,188,523	571,517	318,303	662,975	10,211,846	6,741,323	1,263,018	4,244,390	10,046,252
Ivory.....	102	1,098	598	317	56
Jellies, jams and preserves.....	11,547	4,776	66,239	91,360	25,791	88	144,698
Jewellery.....	14,135	535	2,084	587,576	61,332	9,997	4,671	164,229
Knitted goods.....	17,494	150	924	2,790
Launches, pleasure, steam, gasoline or other motor power.....	2,257	1,218	23,116	10,781	4,830	1,459
Lead and manufactures of.....	169	11,042	157	5,020	151,624	24,383	9,012	31,302	15,957
Leather and manufactures of.....	2,312	48,715	7,537	6,144	1,454,276	408,799	110,209	34,023	446,957
Lime.....	6,085	904	10,156	74	1,654	3,440	82,373
Lime juice and other fruit juices.....	3,732	585	23,598	19,942	2,139	8,271
Lithographic stones, not engraved.....	9,357	615	217	41
Machine card clothing.....	155	5,226
Magic lanterns and slides therefor.....	33	1,663	102,985	28,982	3,112	2,353	46,298
Malt.....	141	226	1,688	2,227	608	96	331
Malt extract.....	338	41,561	2,742	1,314	1,900
Marble and manufactures of.....	456	987	4,060	1,014	70,843	38,258	8,832	95	49,462
Mattresses.....	54	61	1,020	160	186	102
Mats, door or carriage, other than metal, N.O.P.....	516	527	182
Metals and manufactures of.....	104,062	40,917	6,817	144,053	1,272,275	341,387	74,501	106,136	345,171
Milk, condensed.....	8	73	4,527	2,140	652
Mineral substances, N.O.P.....	5,101	535	2,116	116,613	37,042	7,111	4,352	100,362
Mineral and aerated waters.....	58	1,289	9,696	15,811	13,999	7,630
Mucilage.....	47	545	146	15,883	1,259	496	51	1,827
Musical instruments.....	2,205	19,548	294	451	544,183	100,429	18,823	14,820	195,627

SESSIONAL PAPER No. 11

Mustard	52	4,231	367	39,921	18,117	5,329	300	33,045
Oils, all kinds, N.O.P.	9,451	89,401	8,381	11,328	851,161	302,944	130,845	47,015	316,033
Oiled cloths, of all kinds, cork matting and linoleum.	1,626	33,763	2,558	4,929	351,555	130,864	40,157	23,350	220,379
Optical, philosophical, photographic and mathematical instruments	1,965	14,199	181	1,200	328,801	76,493	11,536	257,892	112,711
Packages	2,227	106,749	1,974	11,803	486,640	255,648	105,207	16,881	264,245
Paints and colours	957	16,383	5,869	1,092	280,486	69,235	48,376	24,507	83,837
Paintings in oils or water colours and pastels, less than \$20.	9	1,504	573	146	103
Paper and manufactures of	10,202	56,809	12,612	5,288	1,888,981	492,351	93,970	111,428	685,047
Pencils, lead	77	5,025	36	327	94,329	24,317	2,294	34	41,061
Pens, penholders and rulers.	436	3,111	42	179	110,389	7,535	1,989	292	31,741
Perfumery, non-alcoholic	671	7,656	152	232	88,371	31,764	2,929	1,701	30,061
Photographic dry plates	213	6	21,712	6,387	1,134	4,288
Picture and photograph frames	159	1,724	135	52	41,817	7,707	4,080	69	16,424
Pickles	21,043	8,077	50,163	41,909	11,729	1,161	40,927
Plants and trees.	19	1,175	36	20,915	46,803	4,469	8,008	19,740
Plaster of Paris	1,726	36	431	21,775	91,808	18,412	1,592	5,049
Plates, engraved on wood or metal	49	13,679	985	1,093	36	11,028
Pocketbooks, purses	211	11,854	520	593	205,789	37,770	10,345	127	67,555
Polish or composition, knife or other.	134	2,618	81	198	46,035	7,164	2,411	3,274	5,798
Pomades	1,132
Post office parcels	1,377	6,695	222,230	77,824	48,592	2,989	60,808
Precious stones, N.O.P.	5,560	13,063	122	11	231,119	879	695	9,804
Provisions, viz.:—
Butter, cheese and lard	19,126	5,150	174,948	804,041	126,017	2,045	254,874
Meats, all kinds.	5,355	79,434	89	11,880	250,027	875,693	202,732	9,420	800,636
Pulleys, belt	26,492	2,348	1,063	2,682	6,530	1,543	715	2,813
Regalia and badges	65	1,274	336	334	3,982	5,261	1,424	139	5,918
Ribbons	638	38,575	1,225	2,428	496,188	39,648	10,472	1,414	118,622
Sails	231	259	2,070	4,041	44
Salt (see Free Goods)	241	17,377	10,142	5,490	24,734
Sand, glass, emery and flint paper.	97	1,427	2,846	997	57,573	4,491	1,226	856	6,281
Sauces, catsups and soy.	22	3,909	380	651	39,160	81,632	20,260	565	39,879
Sausage casings, cleaned	132	3,800	126	12,925	10,281	2,488	16,991
Seeds, N.O.P.	689	335	70	56	481,729	39,215	46,177	14,924	45,163
Ships and vessels and repairs on	8,880	20,650	10,000	17,321	15,018	57,745	32,325	64	636
Signs of any material and letters for signs.	572	1,083	51	33,298	6,780	2,079	1,089	18,968
Silk and manufactures of	1,092	66,078	14,873	3,601	3,240,924	309,019	83,393	5,149	489,160
Slate	189	2,671	336	485	158,225	8,547	387	424	8,341
Soaps	2,646	15,765	1,888	1,654	249,433	99,438	27,916	7,592	151,298
Spices	15	15,173	34	96,250	31,641	4,089	761	29,217
Spirits	2,170	276,434	5,249	28,328	397,131	348,137	367,994	4,108	427,422
" wine, non sparkling.	53	9,338	649	2,568	56,238	115,130	41,903	825	40,353
" wine, sparkling.	3,036	178	71,342	108,248	76,966	291	47,840
Sponges	7	365	103	21,973	7,256	2,496	279	6,364
Starch	88	6,524	589	201	15,621	8,653	2,579	506	8,310
Stockinettes for manufacture of rubber boots.	15,103	12,583
Stone and manufactures of	709	21,382	5,306	209	133,560	25,886	3,868	5,693	81,885
Straw	16	3,691	121	43,970	23,463	3,918	8,997	9,331
Sugars and syrups	172,747	1,755	842	85,877	2,463,489	97,874	1,408	26,181
" molasses.	50	1,406	2,534

IMPORTS for Consumption by Ports—Continued.

Dutiable Goods.	Sault Ste. Marie.	St. John N. B.	St. Johns Que.	Sydney.	Toronto and West Toronto.	Van-ver-conver.	Victoria.	Windsor Ont.	Winnipeg.
	\$	\$	\$	\$	\$	\$	\$	\$	\$
Sugars, candy and confectionery.....	4,554	22,060	77	1,260	350,149	142,490	27,117	3,557	253,609
" glucose, saccharine, maple sugar and syrup.....		74	4	127	6,912	3,868	763	97	18,671
Surgical trusses, pessaries and suspensory bandages.....	22	438		14	15,091	4,413	540	309	7,736
Tallow.....	88				7,710	1,971			616
Tape lines.....		204	9		2,484	511	466		1,799
Tape lines, yarns for the manufacture of.....								1,773	
Tea (see Free Goods).....		1,190			7,456	3,215	317		707
Tin and manufactures of.....	361	18,028	22,619	427	100,391	21,502	7,028	17,283	61,457
Tobacco and manufactures of.....	827	5,310	1,038	1,576	180,892	241,702	48,218	693	117,483
" pipes.....	2,924	5,748	6,854	211	237,240	39,099	12,265	460	72,789
Trawls and trawling spoons.....	134	2,716		14	12,739	7,228	1,749		2,268
Trunks, valises, hat boxes, &c.....	1,095	3,615	15	319	21,001	18,254	3,765	249	13,358
Twine, manufactures of.....		2,082	14	23	15,005	1,664	538	35	3,710
Umbrellas, parasols and sunshades.....	14	496	8	67	40,068	6,790	2,002	60	14,187
Unenumerated articles.....	493	3,619	1,149	197	161,995	83,119	6,441	6,988	129,015
Varnish, lacquers, japans, &c.....	106	5,810	593	91	45,581	4,647	1,198	5,738	1,975
Vegetables.....	19,046	87,889	612	14,508	409,597	410,663	109,399	18,633	315,322
Vinegar.....		581		363	13,565	14,742	5,347	68	5,650
Waste or shoddy from cotton, wool, or other material.....	77	10,835	510	3,094	53,578	23,725	6,895	4,567	38,226
Watches, watch cases movements, glasses, &c.....	44	2,706	1,787	49	361,235	15,957	2,023	234	71,902
Wax and manufactures of.....	43	1,132	1,923	22	45,821	9,536	2,117	2,506	8,343
Webbing.....		134			134,326	437	686	4,310	14,595
Whips, thongs and lashes.....		390	52		1,033	1,603	288		2,257
Window cornices and cornice poles.....		1,991			16,160	161	197		410
Wood shades and rollers.....		184			52,210	7,807	347		3,478
Wool and manufactures of.....	42,698	26,724	21,010	4,110	463,087	305,282	96,714	56,628	678,696
Zinc and manufactures of.....	8,411	321,319	9,130	24,827	7,152,577	975,459	283,710	54,062	1,642,797
Damaged goods.....		338			4,461	3,639	385		6,492
Total dutiable goods.....	3,616,161	4,123,027	788,024	1,210,183	63,077,917	26,047,832	6,117,537	7,767,448	30,659,235

SESSIONAL PAPER No. 11

FREE GOODS.

PRODUCE OF THE MINE.

Clay.....	6,032	2,068	17,415	22,707	32,961	4,125	670	749	3,238
Coal, anthracite.....	104,810	381,009	1,418,934	2,898	3,760,656	1,160	26	66,034	6,014
Minerals.....					20,111	209	166	506	40
Ores.....	1,259,870			566,105	30				276,870
Diamonds.....		1,407			875,866	54,057	27		205
Salt.....		33,182		375	35	17,626	7,013		6,973
Whiting.....		801	1,404	60	10,025	1,073	3,888	1,586	7,789
Other articles.....	95,202	12,498	12,369	51,014	60,850	32,333	18,153	30,473	

Total.....

	1,465,944	430,965	1,480,122	643,159	4,760,534	110,563	29,943	99,348	301,129
--	-----------	---------	-----------	---------	-----------	---------	--------	--------	---------

FISHERIES.

Fish of all kinds.....		9,100			396	440	27		156
Fish oil.....		4,044		2,102	15,225	25		160	117
Other articles.....		668	3		1,034	429	5,616	9,669	

Total.....

		13,812	3	2,102	16,655	894	5,643	9,829	273
--	--	--------	---	-------	--------	-----	-------	-------	-----

FOREST.

Corkwood.....					29,397	1,658	5		18
Ivory nuts.....					14				
Logs, round.....	8,013	71		13,073	11,094	99,030	19,522	1,456	245,951
Lumber and timber, planks, &c., sawn, not shaped.....	291,376	82,098	49,611	72,462	1,211,726	391,283	14,825	327,387	940,712
Other articles.....	23,905	256	514	6,568	93,751	13,042	12,643	127,998	332,966

Total.....

	323,324	82,425	50,155	92,103	1,345,982	505,013	46,995	456,811	1,539,647
--	---------	--------	--------	--------	-----------	---------	--------	---------	-----------

ANIMALS AND THEIR PRODUCE.

Animals for improvement of stock.....		58,504	615	54	111,722	14,087	2,373	2,168	56,361
Bristles.....	940	67,421			39,800	57			
Fur skins, not dressed.....	808	1,363		40	1,386,322	4,420	9,815	1,094	49,422
Hair, cleaned or uncleaned, but not curled, dyed or otherwise manufactured; and horse hair not further manufactured than simply cleaned and dipped or dyed.....		28,980			332,918	15,677	7,469		16,473
Skins, undressed.....		3,566							
Silk, raw.....	82	81,039	8,845		59,125	150	326	489	14,639
Wool.....			20,108		1,645,157			3,634	648
Other articles.....	26	10,394	275		7,995	65			

Total.....

	1,856	251,267	29,847	94	4,142,843	59,460	22,100	8,304	139,335
--	-------	---------	--------	----	-----------	--------	--------	-------	---------

3 GEORGE V., A. 1913

IMPORTS for Consumption by Ports—*Concluded.*

Free Goods.	Sault Ste. Marie	St. John, N.B.	St. John, Que.	Sydney.	Toronto and West Toronto.	Vancouver.	Victoria.	Windsor Ont.	Winnipeg.
	%	%	%	%	%	%	%	%	%
AGRICULTURAL PRODUCTS.									
Broom corn.....	41,800	595	16,335	18,895	16	11,574
Cocoa beans, not roasted, crushed or ground.....	301,181	1,801
Cotton wool or raw cotton not dyed.....	310,264	60	218,314	43	3,192
Fibres, Mexican and vegetable.....	12,394	147	25,287	747	1,228	1,506	1,335
Fruits, green.....	46,476	197,487	19,893	19,738	1,130,357	426,217	128,417	80,498	485,114
Indian corn.....	6,756	68,765	68,509	247	509,039	335,670	31,935	1,266,149	11,401
Rice, uncleaned.....	510,663	122,907
Seeds.....	372	53,500	4,768	1,314	2,779	2,238
Tobacco leaf for excise purposes.....	2,571	5,304	122,777	86	279,217	36,292	21,272	1,336	19,501
Other articles.....	27	4,944	71	52	132,260	17,977	7,191	512	8,337
Total.....	55,830	874,420	241,992	50,183	2,725,578	1,054,123	314,294	1,336,176	576,045
MANUFACTURED AND PARTIALLY MANUFACTURED ARTICLES.									
Asphalt.....	2,479	1,455	4	3,372	74,783	43,904	70,178	22,696	25,443
Bells for churches.....	544	3,500	899	343	2,246
Binder twine.....	6,498	44	53,249	2,314	1,428	2,318	187,797
Platts, straw, Tuscan and grass.....	52	3,307	5,895	31	126,166	2,069	308	67	2,450
Fire brick of a class or kind not made in Canada.....	67,165	4,306	2,162	263,296	42,807	5,081	4,166	3,110	22,595
Pitch and tar, pine.....	417	7,948	52	13,039	9,079	1,044	2,301	30,365
Coke.....	47,347	369	2,917	134,939	8,204	632	10,021	21,192
Duck for belting and hose.....	257	57,335	265
Drugs and chemicals.....	704	202,300	145,460	34,740	1,891,188	118,613	284,447	112,530	116,949
Fish hooks, net seines, &c.....	4,266	66,195	293	210	160,557	264,073	8,704	1,772	50,922
Fute cloth, &c.....	9,467	145	276,800	23,636	708	99,027
Metals:—									
Brass.....	1,869	10,811	397	2,861	197,452	30,275	1,054	47,548	42,550
Copper.....	2,563	74,624	22,888	602,712	12,418	3,900	42,450	17,480
Iron and steel.....	138,079	136,514	47,538	177,637	1,237,645	545,109	95,158	290,000	476,657
Tin.....	6,345	87,437	11,657	1,341	904,686	639,830	75,253	3,258	120,344
Zinc.....	72	25,003	171,752	14,952	3,001	13,253	9,880
Other.....	25,252	5,350	238,195	17,888	1,918	10,508	14,400
Oakum.....	316	3,252	6,164	8,385	3,190	189	6,247
Newspapers and magazines.....	8,113	613,522	61,364	4,787	9,414	3,122

SESSIONAL PAPER No. 11

Oil cake meal and cotton seed cake and meal.	136	5,853	1,488	500	4,191	840	1,928	40	1,036
Molasses.		254,793			9,004				1,607
Noils, being the short wool which falls from the combs in worsted factories; and worsted tops, N.O.P.									
Oil, cocoanut and palm.		172			166,217				
Gasoline under .725 specific gravity at 60 degrees temperature.	391	19,871	9,909	17	193,721	2,948	4,077	31	37,563
Crude petroleum, fuel and gas oil, .8235 specific gravity or heavier, at 60 degrees temperature.					187,415	92,981	13,870	5,840	400,722
Rags and waste.					289,188	410,974	17,485	5,208	34,838
Resin or rosin.	54	2,202	349		155,407	54,885	1,453	2,499	20,207
Rubber, crude, gutta percha.	164	9,547			227,368	13,072	12,609	14,550	33,786
Surgical and dental instruments of metal; surgical needles; X-ray apparatus and parts thereof; surgical operating tables for use in hospitals; and microscopes valued at not less than \$50 each by retail.		778	279,979		1,317,041	528	1,308		75
Yarn, cotton, No. 40 and finer.	208	1,249	9	308	139,434	23,864	1,343	1,818	47,949
Other articles.	4,930	52,454	10,332	4,388	216,256			695	
Total.	277,551	1,024,198	520,621	520,554	11,464,244	2,644,239	651,567	640,260	2,069,110
MISCELLANEOUS ARTICLES.									
Coffee, green (see Dutiable).		25,113			360,123	304,872	22,840		324,432
Models of inventions.	500	50			7,736	5,242	366	255	526
Paintings in oil or water colours, &c.		373			191,486	7,186	5,900	6,315	13,989
Settlers' effects.	61,449	42,129	31,213	12,622	669,233	854,676	295,984	208,049	342,206
Tea (see Dutiable).		1,548,233			1,610,436	565,875	67,621	3,745	460,727
Coin and bullion.		105,582			9,951,234	241,677	53,368		17,228
Other articles.	77,996	3,954	266	765	389,406	103,779	48,204	234,389	77,137
Total.	139,945	1,725,434	31,479	13,387	13,179,654	2,083,307	494,283	452,753	1,236,245
Total Free.	2,264,453	4,399,521	2,324,219	1,321,582	37,635,490	6,457,599	1,564,825	3,023,511	5,861,784
Total Dutiable.	3,616,161	4,123,027	788,024	1,210,183	63,077,917	26,047,832	6,117,537	7,767,448	30,650,235
Grand Total.	5,880,614	8,522,548	3,112,243	2,531,765	100,713,407	32,505,431	7,682,362	10,790,959	36,521,019

3 GEORGE V., A. 1913

No. 12.—Exports of Canadian Produce from the twenty undermentioned Ports during the Fiscal Year ended March 31, 1912.

Free Goods.	Abercorn.	Bridgeburg.	Coaticook.	Fort William.	Halifax.	Atholstan.	Montreal.	Nanaimo.	New Westminster.	Niagara-Falls.
THE MINE.										
Arsenic.....	587	19,760					2,370			6,857
Asbestos.....		21,474	97,386			106,110	137,808		6	3,600
Barytes, ground and unground.....					114					
Coal.....	3,802				149,023		993	2,262,125	4,295	
Felspar.....		15,654								
Gold-bearing quartz, dust, nuggets, &c.....	100	65,112					5,900	68,549	2,320,120	4,256
Gypsum or Plaster, crude.....					40				50	
Metals, viz.:—										
Copper, fine, contained in ore, matte, regulus, &c.....			120,325		5	8,932	232,841	496,364	230,080	2,075
Nickel, fine, contained in ore, matte or speiss.....		187					451,927			
Platinum, contained in concentrates, &c.....		580							420	553
Silver, metallic, contained in ore, concentrates, &c.....		5,883,646			1,571,313		390,077	51,413	63,316	3,507,674
Mica.....	7,062	107				15,725	23,943			1,063
Mineral pigment, iron oxides, ochres, &c.....	1,759		2,806			5,516	9,378			2,180
Mineral water.....	58	1,624	9		56	63	914			7,633
Oil, mineral, coal and kerosene, refined.....					112		44			
Ore, viz.:—										
Corundum.....		9,085	1,950			18,856	20,855			15,448
Iron.....	92	2,306	10,425			165				8,110
Manganese.....					13				106	
Other.....	16	6,525	4,394		1,478	15,548	31,529			70,915
Phosphate.....					100					
Plumbago, crude ore, concentrates, &c.....	1,445	2,537					6,922			24,184
Pyrites.....		5,027		89,280						
Salt.....			3,013				1,982			309
Sand and gravel.....		21,567							529	5,132
Stone, ornamental, granite, marble, &c., unwrought.....		5				988			572	
Stone, building, freestone, limestone, &c.....		21,760			3					
Other articles.....	3,371	20,705	651		282	6,839	9,211		140	11,676
Total.....	18,292	6,100,661	252,659	89,280	1,722,576	178,742	1,335,727	2,878,451	2,631,913	3,671,965
THE FISHERIES.										
Codfish, including haddock, ling and pollock, fresh.....					194	400	300			
" dry salted.....			1,653		2,808,023	105,577	32,006			

SESSIONAL PAPER No. 11

" wet salted.	..	16	16,473	3	5,490	..	3	..
" pickled.	3,462
" tongues and sounds.	12,565	6,159
Mackerel, fresh.	449	..	63,558
" pickled.	645	4,412
Halibut, fresh.	49,549	81
" pickled.
Herring, fresh or frozen.	20,486	..	157,813	181	..	2,418	..	29,333
" pickled.	418	3	..	737	..	138,028	2	89
" canned.	..	41	1,244
" smoked.	13	..	10,318	11,608
Sea fish, other, fresh.	4,445	60	10,045	157,304	245
" pickled.	33,141
" preserved.	1,250	4,689	1,089	10,629	1,011	6,669
Oysters, fresh.	27	..	96	24	266
Lobsters, fresh.	236	..	57,810
" canned.	9,371	4,767	1,901,739	52,869	164,477	1,866
Clams or other.	1,080	336
Salmon, fresh.	..	2,161	6,191	2,539	27,969	..	5,765	..
Salmon smoked.	278
" canned.	..	433	4,821	..	183,395	..	16,389	..
" dog.	16	1,649	..
" pickled.	16	36,929	..
" or lake trout.	..	19	20,136
Fish, all other, fresh.	4,881	1,800	2,534	7,976	614	238,207
" pickled.	595	2,289	9,188	2,162	22	..
Fish oil, cod.	44,390	..	1,021
" seal.	4,640
" whale.	50	..	1,291	..	37,787	..
" other.	2,651	8,100	..
Furs or skins, the produce of fish or marine animals.	..	10	6,413	..	36,920
Other articles.	4,206	..	11,988	..	184	133
Total.	55,319	17,941	5,242,070	362,907	466,443	150,825	117,241	267,762
THE FOREST.								
Ashes, pot and pearl.	..	2,363	..	132	25,533	22,521
" all other.	3,085	1,123	..	256
Bark for tanning.	5,757	262	2,615	117
Firewood.	28	986	204	109
Knees and futtocks.	2,627	297	..
Logs, cedar, capable of being made into shingle bolts.
" elm.
" hemlock.	..	950	2,705
" spruce.	45
" pine.	570	2,900	..
" all other.
Lumber, viz:—	939	2,908	80	..	16,153	188,108	51,247	3,082
Basewood.	390	14,234	..	534	27,075	4,875

Exports of Canadian Produce by Ports—Continued.

Free Goods.	Abercorn.	Bridge- burg.	Coaticook.	Port William.	Halifax.	Athelstan.	Montreal.	Nanaimo.	New West- minster.	Niagara Falls.
	%	%	%	%	%	%	%	%	%	%
THE FOREST—Con.										
Lumber—Con.										
Deals, pine	240	663	7,265		5,585	391	1,298,624			
Spruce and other					640,027	6,567	248,259			
Deal ends					8,149		116,155			
Laths	1,091	65,405	1,462		34,077	83,310	125		2,099	17,666
Pickets	70	1,866	1,500				16,111			233
Planks and boards	563,892	452,242	111,389		392,436	795,276	1,054,956	43,638	63,296	288,698
Scantling					99,960	684				
Shingles	27,411	3,132	5,973		6,139	108,462	6,355	1,085	81,630	5,406
Shooks		3,200	9,573		37,115	513	48,108			
Staves, other and heading		3,566			12,367	2,796	26,141			13,781
All other lumber, N.E.S.	19,627	6,241	8,309		32,231	1,810	5,055		6,035	157
Match blocks			364							
Masts and spars					2,575					
Piling		397	491		368		297		33,085	24
Poles, hoop, telegraph and other	771	2,013	3,503			1,265		7,000	4,421	
Posts, cedar, tamarack and other	230	180				1,537	1,719			693
Shingle bolts of pine or cedar									31,416	
Sleepers and railroad ties	4,636		13,931			4,763			1,027	
Timber, square, viz.										
Ash							681			
Birch			5,295		8,063		49,874			
Elm							6,317			
Oak		214			105		400			360
Pine, white							8,350			
All other		1,522			2,272		11			
Wood, blocks and other for pulp	36,364	23,717	1,111,881			50,521	379,631			25,943
Other articles of the forest	115	1,101	659						2	543
Total	667,891	596,143	1,292,881		1,281,753	1,058,869	3,338,776	239,831	283,100	381,079
ANIMALS AND THEIR PRODUCE.										
Animals, horses one year old or less	760		35							
" " over one year old	11,167	28,832	4,280		26,180	5,150	26,238		20,195	27,760
" " cattle, one year old or less		490	110		15	100			10	
" " over one year	242,720	296,415	65,665		3,549	600	2,260,984		2,440	378,445
" " swine	4	1,880			861				51	332

SESSIONAL PAPER No. 11

" sheep, one year old or less.	4,553	3,279	1,015	189	15	6,671	72
" " over one year	25	3,386	85	751			4,690
Poultry.	41	23,348	181	391	41	187	6,559
All other	307	3,908	235	20	1,279	200	1,677
Bones	5,435	2,338		50	815		6,356
Butter	122	56,430	14,094	129,793	20,846	1,772,901	11,189
Caseln.	518	584			74	69	16,676
Cheese	799	514	1,123,936	227,149	5,396	18,605,668	82,256
Eggs		580	9	3,758		34,526	361
Furs, dressed	35	25			1,560	10,024	3,817
" undressed	1,785	32,080	6,994	128,722	38,253	466,705	194,315
Grease and grease scraps	25	12,375	73	214	7,149	212	28,596
Glue stock	212	2,314	55	1,383			
Hair	4,135	62,758	735	13	7,715	7,034	46,792
Hides and skins other than fur	250,881	707,132	3,591	43,917	246,466	20,548	270,495
Horns and hoofs	1,935	15	15	260	1,000	1,045	7,536
Honey		88	13			10	159
Lard	1			96		22,876	
Meats, viz.:							
Bacon.	7,502	1,498	1,001,004	86,174	45,819	2,113,650	3,684,727
Beef.			10,997	4,140	2,190	14,950	1,522
Hams	4,000	56	91,179	2,313		112,547	132,738
Mutton.				461	12		1,364
Pork.	12	2,401		9,916		29,242	2,496
Poultry, dressed or undressed	2	293	101	1,016	3	1,222	164
Game.		589	50	14	19		30
Tongues							905
Canned.							74
All other, N.E.S.	2,556	10,081	8,462	19,854	800	2,425	26,391
Milk and cream, condensed		450		8,482	2,956	1,023,985	233,188
Sweet cream	146,168	13,761	217,220	5,600		39,998	2,987
Oil—Neats foot and other animal				2,585	15,278	4,637	73,511
Sausage casings.	331	4,549	19,739	155	4,288	95,291	79,835
Sheep pelts.		7,702					184
Tails.	185						672
Tallow				1,126	30	32,730	90
Wool	36,678	34,945		167		10,296	5,671
Other articles.	135	9,799	2,504	1,140	1,677	5,543	22,520
Total.	723,029	1,324,895	2,572,377	710,457	413,448	26,767,758	5,357,152
AGRICULTURAL PRODUCTS.							
Balsam	978						50
Cider		28			2,183	2,511	
Flax		4	481	30,908		1,104	
Fruits, viz.:		2,903	121	5			24,183
Apples, dried.							182,155
" green or ripe	33	12,340	250,795	10,122	35	1,131,110	55,171
Berries, of all kinds.		207	9,116	4,916	14		3,301
							1

SESSIONAL PAPER No. 11

All other vegetables.....	2	445	290	8,688	335	153	2	1,423
Other articles.....	28	38,911	305	17,693	2,173	3,474	1,667	24	48,592
Total.....	2,292,805	2,440,860	4,604,345	19,237,040	5,488,322	881,561	27,664,705	1,324	8,726,610
MANUFACTURES.										
Agricultural implements:—										
Mowing machines.....
Reapers.....	210,213	19,904	30	306,264
Harvesters.....	95,798	7,500	260,255
Ploughs.....	20	542,714	125,932	619,656
Harrows.....	7,521	25	117	114,973	346,231
Hay rakes.....	8,392	39,349	42,065
Seeders.....	55,335	15,782	20	141,979
Threshing machines.....	8,217
Cultivators.....	16,760	1,258	26,603	89,309
All other.....	180,104	7,578	4,842	139,737	41	113,534
Parts of.....	214,345	110	838	14	138,013	16	817,167
Baking powder.....	1,070	10,841	338,729
Binder twine.....	50,621	30	33,585	108,479
Books, pamphlets, maps, &c.....	6,548	27,464	2,656	13,575	2,734	43,183	4,702	28,935
Biscuits and bread.....	790	15,531	8	2,003	1	713
Bricks.....	116	23	27	31
Brushes and whisks.....	7,956	14,238	8,380
Brushes of all kinds.....	9	1,400	2,149	240
Buttons.....	5	25	132	100	477
Candles.....	146
Launches—Gasolene.....	1,050
Cartridges.....	31	391	135	9,289	9,244	67
Charcoal.....	114	4,382
Cement.....	12	295	120	1
Cinders.....	365	893
Clay, manufactures of.....
Clothing and wearing apparel.....	1,443	11,937	2,940	14,184	1,734	37,574	1,876	6,426
Coke.....	7,713	197
Cor lags, rope and twine.....	280	150	35,607	6,667	4,319	1	46
Cotton fabrics.....	13	11,648	7,378	26,393	13,148
Cottons, other.....	252	430	13,326	1,506	5,662	345	1,148
Cotton waste.....	97	357	96	3,681	8,568	651
Acetate of lime.....	9,033	103,553	9,640
Calcium carbide.....	3,360	36,493	2,368	35,615	99,411
Gum Chicle.....	160	16,806
Senega root.....	1,440	150	23,573
Lye.....	625
Phosphorus.....	72,895
Drugs, chemicals and medicines, N.E.S.....	1,590	109,317	1,470	169,560	1,956	105,294	3,755	164,863
Dyesuffs.....	20	851	178	1,082	1,406
Earthenware and manufactures of.....	303	321	829	25	2,610	10	223

3 GEORGE V., A. 1913

Exports of Canadian Produce by Ports—Continued.

Exports.	MANUFACTURES— <i>Cont.</i>										Niagara Falls.
	Abercorn.	Bridgeburg.	Coaticook.	Fort William.	Halifax.	Abelstan.	Montreal.	Nanaimo.	New Westminster.		
	§	§	§	§	§	§	§	§	§	§	§
Electrical apparatus	97	8,574	6,719	2,637	841	2,759	229	5,079	
Electrotypes.	327	10	20	15	1,124	49	8,785	
Extract of hemlock bark	9,438	
Explosives and fulminates of all kinds	120	91,165	26,513	11,775	
Felt, manufactures of	2	
Fertilizers	17,472	114,000	37	1,697	11,908	13,066	272,977	290
Films for photo use	72	50	2,856	1,100	
Fur, manufactures of	205	44	111	1,469	490	6,835	825	369	
Glass and glassware, N.E.S.	10	974	225	1,409	920	6,386	163	1,509	
Glucose	9,564	
Grindstones, manufactured.	377	2,918	609	269	
Guns, rifles and firearms	963	78	339	3,513	1,125	40	2,191	
Gypsum or plaster, ground	610	
Hats and caps.	366	25	751	34	2,285	250	389	
Household effects, N.E.S.	2	166,156	28,868	185	24,556	70,900	100,873	1,157	100,930	133,880	
Ice	2,150	
India-rubber, manufactures of	1,655	11,721	464	10,979	874	87,553	221	70,801	
Iron and steel and manufactures of, viz.:—	
Stoves	91	211	45	8,512	33	1,184	121	49	
Gas buoys, and parts of	616	182	6,125	7,600	184	
Castings, N.E.S.	1,415	4,923	124	2,685	15	3,725	287	2,873	
Pig iron.	138,317	75	8,848	38,062	
Linotype machines.	8,292	
Machinery, N.E.S.	1,496	40,837	4,615	5,551	5,429	25,804	4,898	73,243	
Sewing machines	5,586	718	648	1,420	150	415	718	1,051	
Typewriters	2,235	180	210	13,800	194,485	235	560	
Scrap iron or steel.	18,483	340	10,146	1,450	388	4,068	
Hardware, viz.:—	
Tools, &c.	595	1,539	747	1,567	347	27,065	618	28,461	
Hardware, N.E.S.	1,625	710	470	4,974	338	8,381	417	2,658	
Steel and manufactures of	5,406	37,619	6,891	57,247	10,415	194,361	3,486	3,718	134,885	
Jewellery, all kinds, N.O.P.	349	5,122	10,578	196	45,861	2,563	1,732	
Jewellers' sweepings	5,790	19,314	7,500	320	620	16,972	20	24,037	
Junk.	31,197	169,425	38,804	21,118	80,191	230,750	25,784	102,317	
Lamps and lanterns.	25	661	121	835	3,111	2	2,238	
Leather, viz.:—	
Sole.	2,169	318,001	8,425	274	912,540	4,277	
Upper.	2,066	33,366	9,749	17	90,151	2,885	

SESSIONAL PAPER No. 11

Leather, N.E.S.	748	1,101	17,652	13,505	185	34,909	5	6,914
Boots and shoes	540	1,556	1,186	12,047	603	5,153	51	533
Harness and saddlery	395	599	57	614	115	385	640	6,505
Other manufactures of	342	29		2,942	40	1,172	160	1,346
Linne, viz.:		72		1,927				
Liquors, viz.:								2,200
Ale and beer	62	410		148	15			18
Gin	58		117					
Whiskey	35	32,941	151	378		14,728	67	136,886
Wines	3,808		55	1,241		182		103
Wood alcohol						120,497	95	2,037
Other spirits, N.E.S.	4	1,782		55	10	215		1,782
Aluminum in pigs, bars, &c.		536,900	36,960		8,776	355,355		74,100
" any other form		1,168						51
Metals, N.O.P.	6,125	21,923	224	3,934	67,848	40,775	56	7,864
Molasses							489	
Musical instruments, viz.:				17				
Organs	198	5,169	13,700	4,755		57,405		14,992
Pianos	1,015	2,320	175	1,800	1,064	2,991	1,308	5,013
Other		160	21	66		410	168	133
Oakum		54,966		67				54,907
Oil cake		10		1,900		301,333		
Oil cloths, all kinds					160	6,375		
Oils, crosete		200	12,032		1,996		1,855	925
" naphtha and gasoline								
Oil, N.E.S.	1	13,598		4,723		192		
Paper, wall		62	1	1,489	4,407	3,264	9	12,100
" N.E.S.	215,402	217,499	35	6,939	3,745	12,551	8	36
Paints and varnishes	47	1,347	10,310	38,462	221,538	944,373	39	12,189
Paintings		9,705		36,108	524	27,675		1,250
Photographs	1	357	52	1,864	773	4,934		8,647
Plumbago, manufactures of	150	357		539	188	321	586	117
Rags	30,729	2,355				1,966		7,209
Silk and manufactures of		29,382	77,029		6,681	163,804		60,473
Soap		55		637	743	3,029		108
Starch				6,236	125	966	25	91
Stationery		713	96	1,110	79	475	70	1,473
Stone, ornamental: Granite, marble, &c., dressed	3			7,572		6,407		9,988
Stone, building: Freestone, limestone, &c., dressed			26	90		510		
Sugar of all kinds, N.E.S.		5			456			
Sugarhouse syrup				373		7,882	4	
Confectionery, sweetened								
Tar		47	21	17,944		4,870	538	215
Tin manufactures of		15		6,387			69	14,833
Tobacco, viz.:	146	1,120	157	3,016	531	1,027	3,309	2,198
Cigars		10						
Cigarettes						1,192	15	
Stems and cuttings		925		18	2,776	16,569		9,695
All other, N.E.S.	4	64	48	44	11	313	160	1,735
Tow		14,189				2,370		12,943

3 GEORGE V., A. 1913

Exports of Canadian Produce by Ports—Continued.

Exports.	Abercorn.	Bridgeburg.	Coaticook.	Fort-William.	Halifax.	Athelstan.	Montreal.	Nanaimo.	New Westminster.	Niagara Falls.
	\$	\$	\$	\$	\$	\$	\$	\$	\$	\$
MANUFACTURES—Con.										
Trunks and valises, all kinds.		679	141		11,525	10	2,754		151	216
Vehicles, viz:—										
Automobiles.		26,180	5,700		10,000		410,286		14,506	459,200
Automobile, parts of.		2,149			13	90	2,922		631	8,013
Carriages.	310	2,333			5,251		10,017		40	23,587
" parts of.		130			1,253		23,672		45	8,746
Carts.		295			236	5,200				32,813
Wagons.	30	1,575	120						475	310
Bicycles.	10	630			130		1,835		298	890
" parts of.		7	7		30		15,787		27	111
All other.	38	520	400		210	36	1,125		305	82
Vinegar.					33					
Wood, viz:—										
Barrels, empty.	13	1,867	231		2,095	226	316			274
Household furniture.	430	1,026	1,778		19,876	1,997	125,658		213	5,857
Doors, sashes and blinds.	393				441		8,891		16	
Matches and match splints.			456		9,661		469			
Mouldings, trimmings and other furnishings.							2,677			
Pail, tubs, churns, &c.						2	3,250		12	1,581
Spool wood and spools.					23		21,225			321
Wood pulp.	57,051	22,071	588,433		90,711	36,280	47,761			151,985
Other manufactures of.	7,650	7,972	21,022		62,301	4,710	141,145		666	27,510
Woolens.	17,618	268	715		4,370	911	8,288		329	675
Other articles.	36,735	47,604	12,463	20	48,181	20,501	88,512		12,313	65,722
Total.	519,953	3,351,284	1,318,760	205	1,020,926	710,599	6,328,090	8,293	214,156	5,607,792
MISCELLANEOUS ARTICLES.										
Coffee.	239		134		740				183	30
Dried fruits, N.E.S.					336				7	
Rice meal.		1,543					33,257			
Other miscellaneous articles.	1,360	2,920	5		90	4,403			1	927
Total.	1,599	4,463	139		1,166	4,403	33,257		191	257
Grand total.	4,308,888	14,117,257	10,059,102	19,326,525	15,467,270	3,610,529	65,934,756	3,277,400	3,361,426	24,015,617

3 GEORGE V., A. 1913

EXPORTS of Canadian Produce by Ports—*Continued.*

	Prescott.	Quebec.	Rossland.	St. Armand.	St. Johns Que.	St. John N. B.	Sault Ste. Marie	Sydney.	Vancouver.	Winnipeg.
THE FISHERIES— <i>Con.</i>										
Herring, fresh or frozen					\$ 5,299	\$ 115,606			\$ 2,142	
" pickled		21,980		4		6,507	4		82,203	
" canned						268				
" smoked						14,317			433	
S fish, other, fresh				66	63,692	5,347	3,210			
" pickled						12,602				
" preserved		6		439	306	4,863			1,640	
Oysters, fresh					831	94			508	
Lobsters, fresh					89	9,147	1,980			
" canned		12,256		2,923	9,941	259,415	2,791		996	
Clams or other	17,872			15		53,997			5	
Salmon, fresh				401	10,974	50,701			7,254	
" smoked					2,355	39,013			125	
" canned		143,257							3,075,018	
" dog									131	
" pickled	63,832	33		154	3,910	50			35,238	
" or lake trout							4,574			
Fish, all other, fresh	69,766			2,397	11,834	5,681	55,756		913	581
" pickled	15	1,420		2,163	482	737	3,021		16,419	
Fish oil, cod		268		6,406		1,916				
" whale	1,599	38,494								
" other						14,146			2,839	
Furs or skins, the produce of fish or marine animals		1,400				11,947			15	
Other articles		4,485			6	15,551			5,187	
Total	162,156	303,492		100,553	111,492	722,038	71,401	63	3,248,660	581
THE FOREST.										
Ashes, pot and pearl						4,074				
" all other	367			399	8,777					
Bark for tanning				70			21,027			
Firewood	25			884	1,114	21,176				
Knees and futlocks	348						15,460		5	
Logs, cedar, capable of being made into shingle bolts										
" elm		225				3,010				
" hemlock									3,000	
" oak				160						

3 GEORGE V., A. 1913

No. 12—Exports of Canadian Produce by Ports—Continued.

Exports.	Prescott.	Quebec.	Rossland.	St. Armand.	St. Johns, Que.	St. John, N.B.	Sault Ste. Marie.	Sydney.	Vancouver.	Winnipeg.
ANIMALS AND THEIR PRODUCE—Con.										
Eggs.....	3	3,200		1	2	487	3	551		
Furs, dressed.....		417		35	23,646	2,644				
Furs, undressed.....	27,924	42,042	15	2,716	621,060	332,256	3,426		5,337	299,105
Grease and grease scraps.....				175	2,563	6,075			741	
Glac, stock.....					37	4				
Hair.....	27	500		3,576	8,491	5,318				
Hides and skins, other than fur.....	29,304	7,824	2,739	145,720	380,600	199,898	14,228	64	120,048	10
Horns and hoofs.....		37		2,276	1,740	125			1,305	
Honey.....		5		4	2					
Lard.....								48	15	
Meats, viz:—										
Bacon.....		165,199		15	113,743	299,971	164	62	25	
Beef.....				184				25,299	28	
Hams.....		17,117		4	5,363	33,540		73		
Mutton.....					439			638		
Pork.....		6		156	3		117	1,279		
Poultry, dressed or undressed.....	6		12	89	832	598		58	292	
Game, dressed or undressed.....	20			14	80	54	130		66	
Tongues.....		210								
Canned.....					8				890	
All other, N.E.S.....	2	35,620		509	12,236	73,065	56	133	617	
Milk and cream, condensed.....	112				311	13,420		3,083	833	
Sweet milk.....					799	14,896				
Sweet cream.....	5,588			1,523	61,491					
Sausage casings.....	386			3,349	2,290				4,599	
Sheep pelts.....				4,799	2,175					
Tails.....			10						395	
Tallow.....		6,374		135	21	2,159		476	51,162	
Wool.....	1,894	1,000		2,005	13,035	11,671				
Other articles.....	510	291		1,052	8,649	4,820	66		3,293	
Total.....	78,405	816,861	2,931	778,039	1,361,991	1,379,946	20,010	37,724	220,294	300,990
AGRICULTURAL PRODUCTS.										
Balsam.....				367	777					
Cider.....					2,100	1,703				
Flax.....				1,916	40,488					

SESSIONAL PAPER No. 11

Fruits, viz:—									
Apples, dried.....	100	21,930	82	4,072	54,814	110,629	8	524	23
" green or ripe.....	705	1,241	3	4	38,912	20,058	5	257	7,546
Berries, of all kinds.....						16,396	13	10	16
Canned or preserved.....						10,043		242	227
All other, N.E.S.....				3	120				2,240
Grain and products of, viz:—									
Barley.....	813					108,668	3		700
Beans.....				414	3	911			48
Buckwheat.....		150		3,127	1,000	8,133	107		
Indian corn.....						13			
Oats.....	24,996	15,454	4	8,026	11,094	336,385	2,755		28
Pease.....	75			11,856	19,656	7,347			
" split.....					2,798	3,660	6		58
Wheat.....	1,000		1	56,454	446,977	7,262,420			59,119
Other grain.....						59,560			20
Bran.....	1,328	2,800		129,562	291,772	1,951,109	46		217
Flour of wheat.....	35,576	72,692	7	321,788	337,374	249,329	19,320	10	262,568
Oatmeal.....		27,033		1,666	118,193	93	54		2,444
Indian meal.....					23				
Meal, all other.....					5,952				
Cereal foods, prepared, all kinds.....		25,818		7,052	299,383	406,606	150		1,211
Hay.....	359,296	21,610		845,394	1,139,511	191,204	253	7,181	499
Hops.....					97				
Malt.....									1,000
Maple sugar.....		72		251	3,170	17		5,011	70
" syrup.....	25	84		50	123	384		87	20
Nuts.....					1	228			
Seeds:—									
Clover.....		2,350		1,137	1,987	35,423			
Grass.....	79			1,101					
All other.....		12		453	1,920	10,441		503	1,954
Straw.....	1,407			3,434	7,215	4,005	28	38	
Tobacco leaf.....				529		864			
Trees, shrubs and plants.....	79	23		13	832	95		800	146
Vegetables:—									
Canned or preserved.....						7,394			813
Potatoes.....	931	243		15	85	75,249		272	1,236
Turnips.....		217		444	18,377	2,054	412		50
All other vegetables.....	24			1,549	5,807	445		319	1,436
Other articles.....	5,905	2		2,800	10,153	2,468	125		3,180
Total.....	432,339	191,783	94	1,403,481	2,873,476	10,882,842	23,364	15,254	362,403
MANUFACTURES.									
Agricultural implements, viz:—									
Mowing machines.....	62,953	3,907			2,085	43,173			
Reapers.....	10,955				36,293	6,090			1,743
Harvesters.....	37,470	7,950			44,503	53,077			

3 GEORGE V., A. 1913

Exports of Canadian Produce by Ports—*Concluded.*

	Prescott.	Quebec.	Rossland.	St. Armand.	St. Johns Que.	St. John N. B.	Sault Ste. Marie	Sydney.	Vancouver.	Winnipeg.
	\$	\$	\$	\$	\$	\$	\$	\$	\$	\$
MANUFACTURES— <i>Con.</i>										
Musical instruments— <i>Con.</i>										
Pianos	1,000			675	1,125	3,195	2,000		9,125	
Other		415		8	350	75	10	75	355	
Oil cake		3,600				230,633				
Oilcloths, all kinds					12					
Oils, creosote										
" naphtha and gasoline							2,694			
" N.E.S.	570			85	286	7,866		27		
Paper, wall						36,997		121	985	
" N.E.S.	6,218	31,478		34,173	113,279	512,900	18	227	1,098	
Paintings		5,000		995	2,040	5,755		2,863	4,345	
Paints and varnishes, all kinds	139			1	1,382	891			2,000	
Photographs		631		139	441	331	17	419	29	
Plumbago, manufactures of	5,635		2			1,645			512	
Rags	663			7,313	34,080	5,410			201	
Silk and manufactures of		275			63	596		301	15,799	
Soap					30	12,669		48	2,743	
Starch						1,009				
Stationery	225	416		289	861	2,555	61	109	475	780
Stone, ornamental, viz:—										
Granite, &c		75		73	25					
Sugar of all kinds, N.E.S.						5		714	50	
Confectionery, sweetened					12	1,545		70	972	
Sugarhouse syrup									505	
Tar						375	8,421	2,974	625	
Tin, manufactures of		501		1,190	718	5,379			21,021	
Tobacco, viz:—										
Cigars						285				
Cigarettes		15			65				65	
Stems and cuttings				577	36	10,414				
All other, N.E.S.	54	8		228	520	761	179		15	
Tow				523	430					
Trunks and valises, all kinds	25	40	19	80	106	185	60		238	
Vehicles, viz:—										
Automobiles					17,400	312,887	2,000		122,436	
Automobiles, parts of		137		155	226	15,965		25	3,190	
Carriages	475			167	1,115	8,321		60	1,076	
" parts of					17	15,781			3,143	

SESSIONAL PAPER No. 11

Wagons					86	170	160	20	297	60	
Bicycles					67	100	320			605	
" parts of					5		8,224			32,968	
All other					234	4,211	967	878	285	277	375
Vinegar									10	6	
Wood, viz:—											
Barrels, empty	4				2	4,81	189	40		375	
Household furniture	55				17,388	30,205	104,095	369	1,849	2,306	
Doors, sashes and blinds							7,159			150	
Matches and matches splints						3	7			3	
Mouldings, trimmings and other furnishings					8		131				
Pails, tubs, churns, &c.							2,259			51	
Spool wood and spools											
Wood pulp	192,201				11,790	834,765	31,328	505,781		12,611	
Other manufactures of	1,007				8,156	55,590	96,937	494	917	9,382	51
Woollens	4,709				504	871	1,893	207	399	1,715	
Other articles	4,650				8,510	37,810	67,065	5,792	7,152	62,190	143
Total	446,325				288,336	1,704,409	3,275,344	660,225	110,087	856,061	6,570
MISCELLANEOUS ARTICLES.											
Rice meal											
Coffee										42	
Fruits, dried, N.E.S.						56			180	361	
Other miscellaneous articles							365			252	
Total						8,420	1,000			11,243	
Grand total	7,110,710				2,99,134	11,009,417	21,518,409	5,813,148	1,067,645	7,378,319	332,883

3 GEORGE V., A. 1913

No. 13.—STATEMENT of Customs and other Revenues collected throughout the Dominion by Chief Ports and Outports during the Fiscal Year ended March 31, 1912.

ONTARIO.

Chief Port.	Outports.	Customs Duties.	Other Revenues.	Total Revenues.	Remarks.
		\$ cts.	\$ cts.	\$ cts.	
Amherstburg..	Essex Centre.	5,091 67			
	Kingsville.	4,744 51			
	Leamington	4,992 58			
	West Dock.	30,107 29			
		888 72			
		45,824 77	45,824 77	
Belleville.		106,915 00			
	Campbellford.	18,036 83			
		124,951 83	124,951 83	
Berlin.		232,943 00			
	Waterloo.	68,525 86			
		301,468 86	301,468 86	
Bowmanville.		58,355 61			
	Newcastle.	20 29			
		58,375 90	58,375 90	
Brantford		529,787 77	529,787 77	
Bridgeburg		617,640 18	1,969 28	619,609 46	
Brockville.		99,479 80	99,479 80	
Chatham.	Blenheim.	169,827 63	48 60		
	Dresden.	4,998 96			
	Glencoe	9 58			
	Ridgetown	3,936 68			
	Rondeau	10,466 86			
	Tilbury.	82,912 28			
		13,523 40			
		285,675 39	48 60	285,723 99	
Cobourg		172,412 28			
	Brighton	3,814 50			
	Colborne.	469 34			
		176,696 12	176,696 12	
Collingwood.		33,394 39			
	Meaford.	34,291 92			
		67,686 31	67,686 31	
Cornwall.		34,276 98	34,276 98	

SESSIONAL PAPER No. 11

No. 13.—STATEMENT of Customs Revenue Collected, &c.—Ontario—*Continued.*

Chief Port.	Outports.	Customs Duties.	Other Revenues.	Total Revenues.	Remarks.
		\$ cts.	\$ cts.	\$ cts.	
Deseronto	17,441 19	17,441 19	
Fort William.	1,549,712 54	1,549,712 54	
Galt.....	153,317 44	120 74		
	Ayr.....	1,763 06			
	Preston.....	69,125 44			
		224,205 94	120 74	224,326 68	
Gananoque.....	46,025 99			
	Lansdowne.	160 44			Opened Dec. 1, 1911. Summer season. "
	Poole's Resort	147 62			
	River View..	257 33			
	Rockport.....	455 07			
		47,046 45	47,046 45	
Goderich	19,193 40			
	Clinton	31,876 88			
	Kincardine.....	6,049 59			
	Lucknow.	14 75			
	Seaforth.....	12,642 39			
	Southampton.. .	6,254 24			
	Wingham	9,204 25			
		85,235 50	85,235 50	
Guelph.....	206,702 83			
	Durham.....	37 32			
	Harriston....	21 04			
	Mount Forest.. .	48 58			
	Walkerton.....	10,569 48			
		217,379 25	217,379 25	
Hamilton.....	2,370,942 45	911 62		
	Burlington.....	13,249 67			
	Dundas.	71,081 76			
	Dunnville	59,251 25			
	Oakville.....	4,889 13			
		2,519,414 26	911 62	2,520,325 88	
Ingersoll.....	53,815 01			
	Port Burwell.	287,811 36			
		341,626 37	341,626 37	
Kenora	25,654 95	25,654 95	
Kingston.	250,164 90	543 30		
	Bath.....	50 88			
		250,215 78	543 30	250,759 08	

3 GEORGE V., A. 1913

No. 13.—STATEMENT of Customs Revenue Collected, &c.—Ontario—*Continued.*

Chief Port.	Outport.	Customs Revenue.	Other Revenue.	Total Revenue.	Remarks.
		\$ cts.	\$ cts.	\$ cts.	
Lindsay.....		37,752 56	37,752 56	
London.....		1,002,625 94	9 47		
	Parkhill.....	3,390 82			
	Strathroy.....	11,383 87			
		1,017,400 63	9 47	1,017,410 10	
Midland.. ..		62,346 11			
	Penetanguishene....	8,664 51			
		71,010 62	71,010 62	
Morrisburg		33,158 24	81 40		
	Aultsville	862 63			
	Iroquois	1,192 22			
		35,213 09	81 40	35,294 49	
Napanee.. ..		14,492 13	14,492 13	
Niagara Falls. ...		282,886 77	1,989 46		
	Chippawa	31,296 24			
	Niagara	4,166 76			
	Queenston	155 47			
		318,505 24	1,989 46	320,494 70	
North Bay.....		101,079 94			
	Cobalt	137,177 85			
	Haileybury.....	310 97			
	Sturgeon Falls.....	11,645 38			
	Sudbury.....	160,673 82			
	Temagami.....	15 89			Summer season.
		410,903 85	410,903 85	
Orillia.....		94,523 40			
	Bracebridge.....	17,458 38			
	Gravenhurst.....	15 10	Summer season
		111,996 88	111,996 88	
Oshawa.....		326,041 09	326,041 09	
Ottawa.....		1,303,389 95	3,069 07		
	Alexandria.....	10,750 05			
	Almonte.....	3,741 53			
	Arnprior.....	4,989 26			
	Carleton Place... ..	7,093 87			
	Hawkesbury.....	3,357 35			
	Pembroke.....	26,318 72			
	Perth.....	17,856 03			
	Renfrew.....	9,826 72			
	Smiths Falls	87,183 49			
	Ville Marie.....	51 43	Outport from May 1, 1911.
		1,474,558 40	3,069 07	1,477,627 47	

SESSIONAL PAPER No. 11

No. 13.—STATEMENT of Customs Revenue Collected, &c.—Ontario—*Continued.*

Chief Port.	Outports.	Customs Duties.	Other Revenue.	Total Revenue.	Remarks.
		\$ cts.	\$ cts.	\$ cts.	
Owen Sound.....	Chesley.....	72,392 91 57 32			
		72,450 23	72,450 23	
Paris.....	St. George.....	63,304 48 4,674 31			
		67,978 79	67,978 79	
Parry Sound.....	Byng Inlet..... Depot Harbor..... French River..... Key Harbor.....	8,503 65 122,911 78 55,707 00 355 25 Nil.			
		187,477 68	187,477 68	
Peterborough.....		380,124 51	380,124 51	
Picton.....	Wellington.....	20,501 91 1,467 11			
		21,969 02	21,969 02	
Port Arthur.....	Fort Francis..... North Lake..... Rainy River	779,517 72 114,952 28 Nil. 20,782 12	6 60 64 25 190 75		
		915,252 12	261 60	915,513 72	
Port Hope.....		36,042 49	36,042 49	
Prescott.....	Cardinal.....	181,747 01 10,940 09 93 40		
		192,687 10	93 40	192,780 50	
St. Catharines.....	Port Colborne..... Port Dalhousie..... Thorold Welland.....	278,709 21 45,967 99 9,077 09 25,818 82 6,189 11	11 91 27 00		
		365,762 22	38 91	365,801 13	Made chief port April 1, 1911.
St. Thomas.....	Aylmer..... Port Stanley.....	276,864 64 14,337 62 86,147 56			
		377,349 82	377,349 82	

3 GEORGE V., A. 1913

No. 13.—STATEMENT of Customs Revenue Collected, &c.—Ontario—*Continued.*

Chief Port.	Outports.	Customs Duties.	Other Revenue.	Total Revenue.	Remarks.
		\$ cts.	\$ cts.	\$ cts.	
Sarnia		311,156 16	107 24		
	Courtright	6,040 21			
	Petrolia	45,640 90			
	Point Edward	1,915 64			
		364,752 91	107 24	364,860 15	
Sault Ste. Marie		862,058 98	569 44		
	Blind River	2,279 79			
	Bruce Mines	3,331 53			
	Cockburn Island	237 05			
	Cutler	6,512 01			
	Gore Bay	510 39			
	Little Current	4,242 72			
	Manitowaning	219 93			
	Michipocoten Harbor	12,912 71			
	Providence Bay	33 83			
	Richards Landing	55 39			
	Thessalon	1,655 25			
		894,049 58	569 44	894,619 02	
Simcoe		35,335 54			
	Port Dover	2,301 82			
	Port Rowan	1,027 92			
		38,665 28		38,665 28	
Stratford		98,589 10			
	Hanover	19,130 93			
	Listowel	20,365 31			
	Mitchell	12,736 67			
	St. Marys	20,339 88			
	Warton	7,294 54			
		178,456 43	178,456 43	
Tillsonburg		36,910 87	36,910 87	
Toronto *		15,216,730 93	33,796 49		
	Aurora and Newmarket	25,599 91			
	Bala	1 93			
	Barrie	13,520 11			
	Brampton	23,989 20			
	Georgetown	34,122 49			
	Markdale	55 67			
	Milton West	45 35			
	Orangeville	17,924 81			
	Port Credit	27,791 48			
	Streetsville	14,739 22			
		15,374,521 10	33,796 49	15,408,317 59	
Trenton		48,914 69		48,914 69	
Wallaceburg		275,490 68			
	Port Lambton	1,101 37			
	Sombra	2,235 96			
	Walpole Island	192 33			
		279,020 34		279,020 34	

SESSIONAL PAPER No. 11

No. 13.—STATEMENT of Customs Revenue Collected, &c.—Ontario—*Concluded*.

Chief Port.	Outports.	Customs Duties.	Other Revenues.	Total Revenues.	Remarks.
		\$	\$	\$	
Welland.....		189,187 07	173 74	189,360 81	
West Toronto *		680,897 18	391 20	681,288 38	
Whitby.....		8,701 98		8,701 98	
Windsor.....		1,009,182 88	4,797 81		
	Belle River.....	1,121 94			
	Sandwich.....	119 36			
	Walkerville.....	1,079,451 70			
		2,089,875 88	4,797 81	2,094,673 69	
Woodstock.....		84,385 76			
	Norwich.....	3,597 08			
		87,982 84		87,982 84	
Ontario's totals.....		34,326,700 76	48,972 77	34,375,673 53	
Toronto.....		15,216,730 93	33,796 49		
West Toronto.....		680,897 18	391 20		
* Total City of Toronto.....		15,897,628 11	34,187 69	15,931,815 80	

QUEBEC.

Abercorn.....		16,756 69	573 75	17,330 44	
Athelstan.....		33,409 37		33,409 37	
Beebe Junction.....		16,261 58	5 50		
	Georgeville.....	1,201 01			
	Magog.....	37,591 12	18 60		
	Rock Island.....	15,244 33	169 00		
		70,298 04	193 10	70,491 14	
Coaticook.....		20,042 32			
	Stanhope.....	42 70			
		20,085 02		20,085 02	
Cookshire.....		20,612 74			
	Comins' Mills.....	1,908 01			
	Hereford Road.....	80 49			
	Notre Dame.....	Nil.			
	Lake Megantic.....	2,042 24			
		24,643 48		24,643 48	
Gaspé.....		3,700 21			
	Esquimaux Point....	Nil.			
		3,700 21		3,700 21	

3 GEORGE V., A. 1913

No. 13.—STATEMENT of Customs Revenue Collected, &c.—Quebec—*Continued.*

Chief Port.	Outports.	Customs Duties.	Other Revenues.	Total Revenues.	Remarks.
		\$ cts.	\$ cts.	\$ cts.	
Hemmingford . . .		1,091 14	760 00		
	Franklin Centre . . .	167 90			
	Huntingdon	37 58			
	Roxham	2 05			
	Vicars	429 37			P. S. from March 1, 1912.
		1,728 04	760 00	2,488 04	
Hull		23,698 43			
	Lachute	6,560 76			Outport from Jan. 1, 1912.
		30,259 19		30,259 19	
Mansonville		895 06	26 00		
	Highwater	985 06			
		1,880 12	26 00	1,906 12	
Montreal		19,863,457 88	97,093 24		
	Dundee	1,586 86	572 00		
	Joliette	49,178 95			
	Marieville	16,542 13			
	St. Agnes de Dundee	5,017 30			
	St. Jerome	15,852 52			
	St. Regis	65 08			
	Trout River	114 53			
		19,951,815 25	97,665 24	20,049,480 49	
Paspebiac		8,220 57			
	New Richmond	904 70			
		9,125 27		9,125 27	
Percé		515 38	0 47		
	Grand River	745 90			
		1,261 28	0 47	1,261 75	
Quebec		1,470,212 73	1,128 05		
	Beauceville	3,675 71			
	Bradore Bay	151 27			
	Chicoutimi	64,273 70			
	English Bay	1,543 84			
	Levis	91,822 40			
	Magdalen Islands	495 19			
	Murray Bay	2,027 56			
	Pentecost River	Nil.			
	Rivière du Loup	94,908 83			
	St. Thomas	99 77			
	Tadousac	38 67			
	Trois Pistoles	74 95			
	Victoriaville	30,048 77			
		1,759,373 39	1,128 05	1,760,501 44	
Rimouski		7,234 36	50 00		
	Matane	8 05			
		7,242 41	50 00	7,292 41	
St. Armand		7,751 70			
	Phillipsburg	211 95			
		7,963 65		7,963 65	

SESSIONAL PAPER No. 11

No. 13.—STATEMENT of Customs Revenue Collected, &c.—Quebec—*Continued*.

Chief Port.	Outports.	Customs Duties.	Other Revenues.	Total Revenues.	Remarks.
		\$ cts.	\$ cts.	\$ cts.	
St. Hyacinthe	Drummondville.....	57,649 06 2,584 32			
		60,233 38	60,233 38	
St. Johns	Clarenceville.. ..	148,905 62			
	Frelighsburg.....	574 51			
	Granby.....	373 83			
	Lacolle.....	68,897 02			
	Lacolle Junction....	3,949 90			
	Noyan Junction....	42 72			
		747 23			
		223,490 83	223,490 83	
Sherbrooke.....	Richmond	279,377 98	55 00		
	Thetford Mines.....	13,837 76			
	Windsor Mills.....	20,623 36			
		7,065 87			
		320,904 97	55 00	320,959 97	
Sorel.....		51,373 17	51,373 17	
Three Rivers.....	Grand Mere.. ..	191,441 45			
	Nicolet... ..	18,235 27		Outport from Jan. 1, 1912.
	Shawinigan Falls...	4,704 00			
		146,989 41			
		361,370 13	361,370 13	
Valleyfield.....		90,307 77	90,307 77	
Quebec, totals..		23,047,221 66	100,451 61	23,147,673 27	

NEW BRUNSWICK.

Bathurst.....		18,179 53		
	Caraquet	197 76		
	Shippegan	659 65		
	Tracadie.	106 94		
		19,143 88	19,143 88
Campbelton.....		15,001 22	1 50	15,002 72
Chatham.....		14,536 24		
	Buctouche.....	438 79		
	Richibucto	455 32		
		15,430 35	15,430 35
Dalhousie.....		1,290 86	1,290 86

3 GEORGE V., A. 1913

No. 13.—STATEMENT of Customs Revenue Collected, &c.—New Brunswick—*Continued.*

Chief Port.	Outports.	Customs Duties.	Other Revenues.	Total Revenues.	Remarks.
		\$ cts.	\$ cts.	\$ cts.	
Fredericton		56,728 24	56,728 24	
McAdam Jct.....		18,512 85	225 25	18,738 10	
Moncton		75,204 32			
	Alma.....	7 11			
	Cocagne.....	0 36			
	Dorchester.....	643 85			
	Hillsboro'.....	8,959 27			
	Riverside.....	179 45			
	Shediac.....	1,204 15			
		86,198 51	86,198 51	
Newcastle.....		11,539 14	11,539 14	
St. Andrews.....		7,662 62			
	Campobello	329 34			
	Grand Harbour	Nil.			
	Indian Island.....	79 37			
	Lords Cove.....	653 98			
	North Head.....	661 14			
	Wilsons Beach.. ..	183 91			
		9,570 36	9,570 36	
St. John.....		1,432,823 61	4,048 63		
	Back Bay.....	220 40			
	Beaver Harbour	1,772 37			
	Lepreaux	154 57			
	Musquash.....	1 95			
	St. George.....	3,963 83			
	St. Martins'.....	110 42			
	Sussex.....	13,187 42			
		1,452,234 57	4,048 63	1,456,283 20	
St. Stephen.....		43,707 68	197 00		
	Milltown	11,895 93			
	Upper Mills.....	68 48			
		55,672 09	197 00	55,869 09	
Sackville.....		14,354 93			
	Baie Verte.....	426 09			
		14,781 02	14,781 02	
Woodstock		18,469 99	60 00		
	Aroostook, Jct.....	10,013 50	28 00		
	Centreville.....	1,190 97			
	Clair.....	18,268 50			
	Debec.....	2,987 53			
	Edmunston.....	25,206 37			
	Grand Falls.....	2,113 24	891 60		
	Green River.....	675 20	75 00		
	St. Basil.....	40 49			
	St. Leonards.. ..	6,967 70	152 85		
		85,933 49	1,207 45	87,140 94	
New Brunswick, Totals		1,842,036 58	5,679 83	1,847,716 41	

SESSIONAL PAPER No. 11

No. 13.—STATEMENT of Customs Revenue Collected, &c.

NOVA SCOTIA.

Chief Port.	Outports.	Customs Duties.	Other Revenues.	Total Revenues.	Remarks.
		\$ cts.	\$ cts.	\$ cts.	
Ancherst.....	Joggins' Mines.....	93,061 22			Outport from Jan. 1, 1912.
	Northport.....	74 74			
	Oxford.....	6 30			
	Pugwash.....	1,994 95			
	River Hebert.....	363 86			
	Springhill.....	273 66			
	Tidnish.....	4,012 01			
	Wallace.....	2 91			
		534 85			
		100,324 50		100,324 50	
Annapolis Royal....		3,528 21			
	Bridgetown ..	3,142 95			
	Clementsport....	268 98			
	Port Wade.....	16 03			
		6,956 17		6,956 17	
Antigonish.....		5,835 02			
	Bayfield.....	24 72			
	Harbour au Bouche.	34 23			
		5,893 97		5,893 97	
Arichat.....		134 19			
	Descousse.....	11 98			
	L'Ardoise.....	12 52			
	Biver Bourgeoise....	Nil.			
	St. Peters	105 18			
	West Arichat.....	41 43			
		305 30		305 30	
Baddeck.....		2,244 76			
	Aspy Bay.....	39 03			
	Ingonish.....	2 55			
	Neil's Harbour.....	Nil.			
	New Campbellton....	8 57			
	St. Anns'.....	8 68			
		2,303 59		2,303 59	
Barrington.....		384 90			
	Clark's Harbour	480 28			
	Port Latour	70 07			
	Woods Harbour.....	144 00			
		1,079 25		1,079 25	
Bridgewater.....		7,138 87		7,138 87	
Canso		1,828 05			
	Guysboro' ..	183 72			
	Isaac's Harbour.	73 86			
	Liscombe	5 59			
	Port Mulgrave.....	785 55			
	Queensport.....	7 85			
	Sherbrooke.....	166 49			
		3,061 11		3,061 11	

3 GEORGE V., A. 1913

No. 13.—STATEMENT of Customs Revenue Collected, &c.—Nova Scotia—Continued.

Chief Port.	Outport.	Customs Revenue.	Other Revenue.	Total Revenue.	Remarks.
		\$ cts.	\$ cts.	\$ cts.	
Digby.....	Bear River.....	8,220 82			
	Freeport.....	1,604 27			
	Sandy Cove.....	358 43			
	Westport	330 25			
		569 64			
		11,083 41	11,083 41	
Glace Bay.....		46,544 18	3,979 00	46,583 97	
Halifax.	Sheet Harbour.....	2,117,029 25	502 00		
		78 74			
		2,117,107 99	502 00	2,117,609 99	
Kentville..	Aylesford Station...	16,226 80			
	Berwick.....	451 29			
	Canning.....	421 39			
	Kingsport.....	599 13			
	Port Williams ...	1,857 80			
	Wolfville.....	1,944 33			
		1,367 53			
		22,868 27	22,868 27	
Liverpool.....	Port Medway.....	4,910 80	500 00		
		121 09			
		5,031 89	500 00	5,531 89	
Lockeport.....		1,431 81	1,431 81	
Lunenburg.....	Chester.....	8,586 49	17 01		
	Lahave.....	1,510 26			
	Mahone Bay.....	593 02			
		930 70			
		11,620 47	17 01	11,637 48	
Middleton.....	Margaretsville...	5,951 07			
	Port George.....	151 18			
		91 54			
		6,193 79	6,193 79	
New Glasgow.....	Merigomish.....	135,558 16			
		50 87			
		135,609 03	135,609 03	
North Sydney.....	Grand Narrows....	93,860 27	227 00		
	Little Bras d'Or ...	47 70			
	Sydney Mines ...	44 38			
		15,080 18			
		109,032 53	227 00	109,259 53	

SESSIONAL PAPER No. 11

No. 13.—STATEMENT of Customs Revenue Collected, &c.—Nova Scotia—*Continued.*

Chief Port.	Outport.	Customs Revenue.	Other Revenue.	Total Revenue.	Remarks.
		\$ cts.	\$ cts.	\$ cts.	
Parrsboro'	Advocate Harbour.	334 85			
	Apple River.....	9 80			
	Five Islands.....	12 76			
	Port Greville.....	14 52			
		6 74			
		378 67	378 67	
Pictou.....	River John.....	10,859 89	100 00		
	Tatamagouche.....	202 74			
		133 74			
		11,196 37	100 00	11,296 37	
Port Hawkesbury...	Marble Mountain...	844 41			
	Orangedale.	9 70			
	Port Hastings.....	397 48			
	West Bay.....	70 25			
	Whycocomagh.....	86 25			
		32 11			
		1,440 20	1,440 20	
Port Hood.....	Cheticamp.....	373 31			
	Inverness.....	476 62			
	Mabon.....	3,052 71			
	Margaree.....	226 29			
		45 28			
		4,174 21	4,174 21	
Shelburne.....	Jordan Bay.....	1,271 19			
	North East Harbor..	1 00			
	Port Clyde.....	132 00			
	Sand Point.....	109 00			
		Nil.			
		1,513 19	1,513 19	
Sydney.....	Gaberouse Bay.....	307,953 55	19 01		
	Louisburg.....	3 73			
	Main-a-Dieu.....	913 10			
	Port Morien.....	4 72			
		180 69			
		309,055 79	19 01	309,074 80	
Truro.....	Pass River.....	72,178 42			
	Economy.....	11 59			
	Little Bass River..	14 79			
	Londonderry.....	2 60			
		7,876 83			
		80,084 23	80,084 23	
Weymouth.....	Barton.....	1,085 58			
	Belliveau's Cove....	141 84			
	Church Point.....	44 56			
	Meteghan.....	231 46			
		875 6.			
		2,379 06		2,379 06	

3 GEORGE V., A. 1913

No. 13.—STATEMENT of Customs Revenue Collected, &c.—Nova Scotia—*Concluded.*

Chief Port.	Outports.	Customs Duties.	Other Revenues.	Total Revenues.	Remarks.
		\$ cts.	\$ cts.	\$ cts.	
Windsor.. . . .	Cheverie.	7,880 02			
	Hantsport.	6 26			
	Maitland.	338 84			
	Walton.	166 89			
		12 52			
		8,404 53		8,404 53	
Yarmouth.	Lower East Pubnico.	61,855 96	62 50		
	Salmon River.	196 33			
	Tusket.	92 87			
	Wedgeport.	298 19			
		7 45			
		62,450 80	62 50	62,513 30	
Nova Scotia totals.		3,074,663 18	1,467 31	3,076,130 49	

MANITOBA.

Brandon.	Baunerman.	330,703 69			
	Carberry.	3,421 81	1,400 00		
	Deloraine.	1,969 89			
	Killarney.	4,134 73			
	Melita.	2,859 18			
	Oak Lake.	6,271 17	90 50		
	Rapid City.	81 03			
	Virden.	183 48			
		24,118 86			
		373,743 84	1,490 50	375,234 34	
Emerson.		73,340 64	6,339 87	79,680 51	
Gretna.	Haskett.	45,016 03			
		2,355 96			
		47,371 99		47,371 99	
Portage la Prairie.	Birtle.	175,317 83			
	Dauphin.	371 66			
	Gladstone.	44,831 38			
	Minnedosa.	69 81			
	Neepawa.	1,685 84			
		9,556 01			
		231,832 53		231,832 53	
Winnipeg.	Crystal City.	8,023,309 50	21,410 99		
	Manitou.	3,253 48	72 45		
	Moose Factory.	97 67			
	Morden.	16,108 14			
	Pilot Mound.	3,974 29			
	Selkirk.	71 43			
	Sprague.	3,620 08			
	Snowflake.	366 01			
	York Factory.	1,924 58			
		2,823 67			
		8,055,548 85	21,483 44	8,077,032 29	
Manitoba totals.		8,781,843 85	29,313 81	8,811,157 66	

SESSIONAL PAPER No. 11

No. 13.—STATEMENT of Customs Revenue Collected, &c.

BRITISH COLUMBIA.

Chief Port.	Outports.	Customs Duties.	Other Revenues.	Total Revenues.	Remarks.
		\$ cts.	\$ cts.	\$ cts.	
Cranbrook.....	Creston.....	59,962 56			Opened Oct. 1, 1911
	Fort Steele.....	68 53			
	Kingsgate.....	147 13			
	Rykerts.....	24,970 46			
		1,807 88			
		86,956 56		86,956 56	
Fernie.....	Gateway.....	45,590 97			
	Michel.....	14,362 65			
		11,134 12			
		71,087 74		71,087 74	
Grand Forks.....		26,038 86	15 85		
	Carson.....	1,212 96			
	Cascade City.....	908 36			
	Phoenix.....	9,931 11	43 75		
		38,091 29	59 60	38,150 89	
Greenwood.....	Bridesville.....	9,850 95	12 85		Closed June 30, 1911.
	Hedley.....	2,329 37			
	Keremeos.....	101 64			
	Midway.....	48,983 72	0 50		
	Myncaster.....	14,026 52	34 10		
	Osoyoos.....	3,420 85			
		4,054 98			
		82,768 03	47 45	82,815 48	
Nanaimo.....	Alberni.....	85,748 66	531 43		
	Chemainus.....	267 43			
	Courtney.....	11,087 63			
	Cumberland.....	494 50			
	Ladysmith.....	442 45			
	Port Alberni.....	15,455 93			
	Union Bay.....	1,280 89	1 50		
		22,860 98			
		137,638 47	532 93	138,171 40	
Nelson.....	Kaslo.....	125,878 99			
	Waneta.....	2,484 69			
		13,254 55	10 60		
		141,618 23	10 00	141,628 23	
New Westminster...	Alder Grove.....	253,914 45	142 67		Closed Oct. 1, 1911.
	Chilliwack.....	3,709 67	282 34		
	Douglas.....	1,072 14			
	Huntingdon.....	5,929 33			
	Ladner.....	126,936 24	579 00		
	Peardonville.....	1,549 53			
	Steveston.....	595 72			
	Upper Sumas.....	6,913 13			
	White Rock.....	808 24			
		87,953 11	5,032 80		
		489,381 56	6,036 81	495,418 37	

3 GEORGE V., A. 1913

No. 13.—STATEMENT of Customs Revenue Collected, &c.—British Columbia—*Concluded.*

Chief Port.	Outports.	Customs Duties.	Other Revenues.	Total Revenues.	Remarks
		\$ cts.	\$ cts.	\$ cts.	
Prince Rupert.....	Hazelton	108,234 00	49 96		
	Masset Inlet.....	287 10			
	Mettakatta.....	60 03			
	Port Essington	22 45			
	Port Simpson.....	511 01			
	Stewart.....	1,378 44			
	Stickeen.....	1,436 23			
	Telegraph Creek....	7 12			Open for July only.
		111,936 38	49 96	111,986 34	
Revelstoke.....	Armstrong	40,538 86	2 25		
	Ashcroft.....	522 22			
	Barkerville.....	43,461 57			
	Clinton.....	173 86			
	Enderby.....	225 04			
	Golden.....	406 40			
	Kamloops.....	21,398 89			
	Kelowna.....	33,937 67	671 85		
	Lilloet.....	4,499 07			
	Merritt.....	94 21			
	Penticton.....	437 77			From June 1, 1911.
	Quesnel.....	716 19			
	Soda Creek.....	405 46			
	Summerland.....	80 00			
	Vernon.....	860 44			
	150 Mile House....	60,227 59			
		358 13			
		208,343 37	674 10	209,017 47	
Rossland.....	Paterson.....	25,448 06			
	Trail.....	891 44			
		12,450 36			
		38,789 86		38,789 86	
Vancouver.....	Alert Bay	7,203,201 91	450,157 54		
	Bella Cola	60 15			
	Powell River.....	93 30			
		17,967 94			
		7,221,323 30	450,157 54	7,671,480 84	
Victoria.....	Bamfield	1,977,683 61	1,555,603 87		
	Clayoquot.....	124 26			
	Duneans	39 06			
	Esquimalt.....	3,175 50			
	Ganges.....	0 50			
	Port Renfrew.....	644 60			
	Quatsino.....	1,517 57			
	Salt Spring Island..	53 22			
	Sidney.....	Nil.			Closed June 30, 1911.
		1,655 45			
		1,984,893 77	1,555,603 87	3,540,497 64	
British Columbia totals.....		10,612,828 56	2,013,172 26	12,626,000 82	

SESSIONAL PAPER No. 11

No. 13.—STATEMENT of Customs Revenue Collected, &c.—*Continued.*

PRINCE EDWARD ISLAND.

Chief Port.	Outports.	Customs Duties.	Other Revenues.	Total Revenues.	Remarks.
		\$ cts.	\$ cts.	\$ cts.	
Charlottetown	104,892 88	122 35		
	Cardigan	371 14			
	Crapaud	130 38			
	Georgetown	220 43			
	Grand River	2 51			
	Montague Bridge	385 94			
	Murray Harbour	277 74			
	New London	27 27			
	Rustico	10 46			
	St. Peters	322 01			
	Souris	2,474 88			
	Vernon River Bridge	34 01	11 50		
		109,149 65	133 85	109,283 50	
Summerside	16,897 99			
	Alberton	905 27			
	Malpeque	6 95			
	Port Hill	11 26			
	Tignish	3,633 31			
		21,454 78	21,454 78	
P. Edward Island ...	Totals	130,604 43	133 85	130,738 28	

ALBERTA.

Calgary	1,707,751 10	11,732 20		
	Banff, P.O.	286 49			
	Banff, P.S.	11 00			
	Claresholm	267 14			
	Medicine Hat	123,698 88			
	Red Deer	676 61			
	Wetaskiwin	Nil.			
		1,832,691 22	11,732 20	1,844,423 42	
Edmonton	813,836 96	568 25		
	Grouard	84 53			
	Peace River Crossing	Nil.			
	Shandro	30 63			
	Strathcona	21,288 91			
	Vermilion	10,802 36			
	Wostok	6 91			
		846,050 30	568 25	846,618 55	
Lethbridge	311,172 71	2,919 16		
	Cardston	4,433 67			
	Coutts	48,273 13	1,090 00		
	Frank	28,967 77			
	Macleod	42,116 45			
	Pendant d'Oreille	10,500 54	265 25		
	Pincher Creek	544 92			
	Twin Lakes	12,606 90			
	Wild Horse	49 25			
		458,715 34	4,274 41	462,989 75	
Alberta	Totals	3,137,456 86	16,574 86	3,154,031 72	

3 GEORGE V., A. 1913

No. 13.—STATEMENT of Customs Revenue Collected, &c.—Continued.

SASKATCHEWAN.

Chief Port.	Outports.	Customs Duties.	Other Revenues.	Total Revenues.	Remarks.
		\$ cts.	\$ cts.	\$ cts.	
Moose Jaw.....		275,577 48	2,150 00		
	Big Muddy.....	2,320 55			
	Maple Creek.....	30,251 26	10 00		
	Swift Current.	39,750 52			
	Weyburn	141,248 88	1,372 00		
	Willow Creek.	21,467 41			
	Wood Mountain....	19,874 51			
		530,490 61	3,532 00	534,022 61	
North Portal.. .. .		290,877 13	10,542 55		
	Estevan	156 07			
	Marienthal.....	10,441 68	183 35		
		301,474 88	10,725 90	312,200 78	
Regina.....		841,354 51	1,755 76		
	Arcola.....	124 92			
	Broadview.....	151 33			
	Grenfell.....	188 93			
	Indian Head.....	439 66			
	Moosomin	158 82			
	Qu'Appelle	196 92			
	South Qu'Appelle...	232 79			
	Wapelle.....	56 85			
	Whitewood.....	57 24			
	Wolseley.....	263 98			
		843,225 95	1,755 76	844,981 71	
Saskatoon		558,927 72	528 00		
	Humboldt.....	15,152 46			
	Lloydminster.....	64 68			
	North Battleford....	65,127 47			
	Prince Albert.....	65,540 21	169 00		
	Rosthern.....	1,826 21			
	Yorkton.....	70,222 25			
		776,861 00	697 00	777,558 00	
Saskatchewan.	Totals.....	2,452,052 44	16,710 66	2,468,763 10	from Sept. 1, 1911.

SESSIONAL PAPER No. 11

No. 13.—STATEMENT of Customs Revenue Collected, &c.—*Concluded.*

YUKON.

Chief Port.	Outport.	Customs Revenue.	Other Revenue.	Total Revenues.	Remarks.
		\$ cts.	\$ cts.	\$ cts.	
Dawson	Forty Mile....	136,509 05			
	Herschel Is....	1,103 77			
	Rampart.....	836 29			
		128 29			
		138,577 40	138,577 40	
White Horse.....	Atlin.....	13,427 34			
	Carcross.....	410 03			
	White Pass.....	9,798 08			
		1,125 57			
		24,761 02	24,761 02	
Yukon.....	Totals....	163,338 42	163,338 42	
British Post Office Parcels.....		27,500 56	27,500 56	
North East Territor- ies.....		179 10	179 10	

RECAPITULATION.

Province.	Customs Revenue.	Other Revenues.	Total Revenues.
Ontario.....	34,326,700 76	48,972 77	34,375,673 53
Quebec.....	23,047,221 66	100,451 61	23,147,673 27
New Brunswick.....	1,842,036 58	5,679 83	1,847,716 41
Nova Scotia ...	3,074,663 18	1,467 31	3,076,130 49
Manitoba ...	8,781,843 85	29,313 81	8,811,157 66
British Columbia	10,612,828 56	2,013,172 26	12,626,000 82
Prince Edward Island.	130,604 43	133 85	130,738 28
Alberta.....	3,137,456 86	16,574 86	3,154,031 72
Saskatchewan.....	2,452,052 44	16,710 66	2,468,763 10
Yukon.....	163,338 42	163,338 42
British Post Office Parcels.....	27,500 56	27,500 56
North East Territories	179 10	179 10
Grand totals.....	87,596,426 40	2,232,476 96	89,828,903 36

3 GEORGE V., A. 1913

No. 14.—SUMMARY STATEMENT of Foreign Merchandise Imported into Canada;
and Treaty Tariffs; the Duty Collected by Articles under each
Consumption and Amount of Duty Collected

ARTICLES.		TOTAL IMPORTS.		General Tariff.		
		Quantity	Value.	Quantity	Value.	Duty.
DUTIABLE GOODS.			\$		\$	\$ cts.
1	Ale and porter in bottles..... Galls	406,964	359,025	431,200	383,279	103,488 00
2	Ale and porter in casks..... "	11,238	4,894	11,527	4,966	1,844 32
3	Lager and other beer in bottles..... "	817,952	520,218	804,081	511,257	192,979 44
4	Lager and other beer in casks..... "	222,974	55,505	212,939	51,901	34,070 24
Total, ales.....		1,459,128	939,642	1,459,747	951,403	332,382 00
5	Ginger ale..... \$		34,493		2,768	484 43
Animals, living, viz.:—						
6	Hogs..... Lbs.	2,918	310	2,918	310	43 79
7	Horned cattle..... No.	2,976	61,829	2,976	61,829	15,457 25
8	Horses over one year old valued at \$50 or less per head..... "	335	14,293	317	13,559	3,962 50
9	Horses, n.o.p..... "	20,026	1,806,175	19,918	1,779,531	444,882 75
10	Sheep..... "	192,530	578,055	192,530	578,055	144,513 75
11	All other, not elsewhere specified..... \$		250,294		249,158	62,289 50
Total, Animals.....			2,710,956		2,682,442	671,149 54
12	Antiseptic surgical dressings, such as absorbent cotton, cotton wool, lint, lamb's wool, tow, jute, gauzes and oakum, prepared for use as surgical dressings, plain or medicated..... \$		154,664		97,518	19,503 60
13	Bagatelle and other game tables or boards..... No.	1,644	6,714	751	5,408	1,892 80
14	Bags which contained cement, &c..... \$		180,967		176,279	35,255 80
15	Baking powder..... Lbs.	540,120	153,498	531,645	151,924	31,898 70
16	Balls, cues and racks and cue-tips for bagatelle boards and billiard tables.. \$		25,701		21,954	7,683 90
17	Baskets of all kinds, n.o.p..... \$		110,579		76,077	22,823 10
18	Baths, bath-tubs, basins, closets, lava- tories, urinals, sinks and laundry-tubs of any material..... \$		305,526		220,844	77,295 40
19	Belting of all kinds except rubber and leather..... \$		353,073		120,841	33,231 75
20	Belts, of all kinds, n.o.p. except silk..... \$		145,482		77,823	27,238 05
21	Bells and gongs, n.o.p..... \$		44,524		40,926	12,277 80
22	Billiard tables..... No.	2,750	130,951	2,499	72,750	25,462 50
23	Blacking, shoe and shoemakers' ink, shoe, harness and leather dressing n.o.p..... \$		105,782		83,651	23,005 02
24	Blinds of wood, metal or other material, not textile or paper..... \$		4,293		4,237	1,271 10
25	Blueing, laundry blueing..... \$		43,853		4,007	901 65
26	Boats, open, pleasure, sail boats, skiffs and canoes..... No	846	39,946	809	36,532	9,133 00

SESSIONAL PAPER No. 11

Quantity and value entered for Consumption under the General, Preferential Tariff, the Total Quantity and Value of each Article entered for thereon during the Fiscal Year ended March 31, 1912.

ENTERED FOR HOME CONSUMPTION.

Preferential Tariff.			Treaty Rates.			Total.		
Quantity.	Value.	Duty.	Quantity	Value.	Duty.	Quantity	Value.	Duty Collected.
	\$	\$ cts.		\$	\$ cts.		\$	\$ cts.
.....	431,200	383,279	103,488 00 1
.....	11,527	4,966	1,844 32 2
.....	804,081	511,257	192,979 44 3
.....	212,939	51,901	34,070 24 4
.....	1,459,747	951,403	332,382 00
.....	27,545	4,131 75	30,313	4,616 18 5
.....
.....	2,918	310	43 79 6
.....	2,976	61,829	15,457 25 7
15	584	150 00	332	14,143	4,112 50 8
20	4,319	647 85	19,938	1,783,850	445,530 60 9
.....	192,530	578,055	144,513 75 10
.....	831	124 65	249,989	62,414 15 11
.....	5,734	922 50	2,688,176	672,072 04
.....
.....	56,926	7,116 11	82	14 35	154,526	26,634 06 12
893	1,306	293 86	1,644	6,714	2,186 66 13
.....	4,688	703 20	180,967	35,959 00 14
6,394	801	255 76	538,039	152,725	32,154 46 15
.....	3,747	843 17	25,701	8,527 07 16
.....	16,774	3,354 80	17,636	4,849 91	110,487	31,027 81 17
.....	80,094	16,018 80	300,938	93,314 20 18
.....	235,323	47,064 60	356,164	80,296 35 19
.....	67,520	15,192 78	40	12 00	145,383	42,442 83 20
.....	2,829	565 80	453	124 58	44,208	12,968 18 21
251	58,201	13,095 39	2,750	130,951	38,557 89 22
.....	22,009	3,301 35	105,660	26,306 37 23
.....	56	11 20	4,293	1,282 30 24
.....	39,555	5,933 25	43,562	6,834 90 25
37	3,399	509 85	846	39,931	9,642 85 26

3 GEORGE V., A. 1913

No. 14.—SUMMARY STATEMENT of Foreign Merchandise

ARTICLES.	TOTAL IMPORTS.		General Tariff.		
	Quantity	Value.	Quantity	Value.	Duty.
DUTIABLE GOODS— <i>Con.</i>		\$		\$	\$ cts.
1 Books, printed, periodicals and pamphlets, or parts thereof, n.o.p.....	\$	1,848,833		1,213,209	121,320 90
2 Books—Novels or works of fiction, or literature of a similar character, unbound or paper bound, or in sheets, not including Christmas annuals or publications commonly known as juvenile or toy books.....	\$	95,190		57,666	14,416 50
3 Freight rates for railways, and telegraph rates, bound in book or pamphlet form and time tables of railways outside of Canada.....	\$	17,764		17,174	4,293 50
4 Bank notes, bonds, bills of exchange, cheques, promissory notes, drafts and all similar work unsigned, and cards or other commercial blank forms printed or lithographed or printed from steel or copper or other plates, and other printed matter, n.o.p.....	\$	233,921		190,658	66,730 30
5 Posters, advertising bills and folders....	Lbs. 129,601	31,715	114,686	28,888	17,202 90
6 Labels for cigar boxes, fruits, vegetables, meats, fish, confectionery and other goods and wares: also shipping, price or other tags, tickets or labels: and railroad or other tickets whether lithographed or printed or partly printed, n.o.p.....	\$	249,162		228,467	79,963 45
7 Maps and charts, n.o.p.....	\$	25,629		20,712	4,660 75
8 Newspapers or supplemental editions or parts thereof partly printed and intended to be completed and published in Canada.....	\$	59		59	14 75
9 Advertising pamphlets, advertising show cards, illustrated advertising periodicals, price books, catalogues and price lists, advertising calendars and almanacs; patent medicine or other advertising circulars, fly sheets or pamphlets.	Lbs. 1,803,142	506,023	1,548,569	450,047	232,285 35
10 Advertising chromos, chromotypes, oleographs or like work produced by any process other than hand painting or drawing, and having any advertisement or advertising matter printed, lithographed or stamped thereon, or attached thereto, or other similar artistic work, lithographed, printed or stamped on paper or cardboard, for business or advertising purposes, n.o.p.	Lbs. 38,510	20,150	32,421	18,624	4,863 15
11 Printed music, bound or in sheets, and music for mechanical players.....	\$	288,906		249,513	24,951 30
12 Photographs, chromos, chromotypes, artotypes, oleographs, paintings, drawings, pictures, engravings, or prints, decalcomania transfers of all kinds, or proofs therefrom and similar works of art, n.o.p.; blue prints and buildings plans.....	\$	1,001 273		749,182	168,568 57
Total, books, etc.....		4,318,625		3,224,199	739,271 42

SESSIONAL PAPER No. 11

Imported into Canada, &c.—*Continued.*

ENTERED FOR HOME CONSUMPTION.								
Preferential Tariff.			Treaty Rates.			Total.		
Quantity.	Value.	Duty.	Quantity	Value.	Duty.	Quantity	Value.	Duty Collected.
	\$	\$ cts.		\$	\$ cts.		\$	\$ cts.
.....	549,242	27,462 10	83,786	4,189 30	1,846,237	152,972 30 1
.....	28,503	4,275 45	9,020	1,353 00	95,189	20,044 95 2
.....	590	88 50	17,764	4,382 00 3
.....	38,487	8,659 88	229,145	75,390 18 4
14,324	2,705	1,432 40			129,010	31,593	18,635 30 5
.....	20,300	4,567 70	248,767	84,531 15 6
.....	4,817	722 55	25,529	5,383 30 7
.....			59	14 75 8
258,575	56,508	25,857 50			1,807,144	506 555	258,142 85 9
6,108	1,534	610 80			38,529	20,158	5,473 95 10
.....	38,643	1,932 15	288,156	26,883 45 11
.....	221,667	33,250 05	970 849	201,818 62 12
.....	962,996	108,859 08	92,806	5,542 30	4,280,001	853,672 80

3 GEORGE V., A. 1913

No. 14.—SUMMARY STATEMENT of Foreign Merchandise

ARTICLES.	TOTAL IMPORTS.		General Tariff.		
	Quantity.	Value.	Quantity	Value.	Duty.
DUTIABLE GOODS— <i>Con.</i>		\$		\$	\$ cts.
1 Boot, shoe, shirt and stay laces of any material.....	\$	196,392		26,158	7,847 40
2 Boots, shoes, slippers and insoles of all kinds, except rubber and leather.....	\$	136,818		41,854	12,556 20
3 Braces or suspenders and finished parts of.....	\$	62,862		46,150	16,152 50
Brass and manufactures of—					
4 Brass strips, sheets or plates, not polished, planished or coated.....	\$	8,790		6,716	671 60
5 Brass in bars and rods, in coils or otherwise, not less than 6 feet in length..	\$	12,335		11,020	1,102 00
6 Nails, tacks, rivets and burrs or washers.....	\$	7,543		7,001	2,100 30
7 Pumps.....		22,819		22,076	6,622 80
8 Wire, plain.....	Lbs. 255,746	38,147	212,114	31,556	3,944 90
9 Wire cloth, or woven wire of brass, n.o.p.....	\$	70,600		27,050	6,762 50
10 Manufactures of, n.o.p.....	\$	1,690,056		1,449,933	434,979 90
Total, brass.....		1,850,290		1,555,352	456,184 00
Breadstuffs, &c., viz.—					
11 Arrowroot.....	Lbs. 89,026	4,338	3,871	296	51 84
12 Biscuits, not sweetened.....	" 842,817	61,455	251,465	23,299	5,824 75
13 Biscuits, sweetened.....	" 1,395,320	180,864	290,183	35,364	9,725 71
14 Macaroni and vermicelli.....	" 6,852,701	307,951	2,042,409	92,083	25,530 35
15 Rice, cleaned.....	" 13,200,390	327,269	6,874,279	162,533	51,557 08
16 Rice and sago flour.....	" 695,607	20,447	304,172	6,261	3,041 72
17 Sago and tapioca.....	" 3,376,768	128,459	362,583	15,923	4,380 20
18 Tapioca flour.....	" 746,840	21,925	576,918	17,241	5,769 18
Total, breadstuffs.....		1,052,708		353,005	105,880 83
Grain and products of, viz.—					
19 Barley, n.o.p.....	Bush. 8,099	6,217	7,939	6,067	1,190 85
20 Barley, pot, pearl, rolled, roasted or ground.....	Lbs. 307,277	19,599	18,770	1,187	356 10
21 Beans, n.o.p.....	Bush. 73,109	153,992	67,392	145,867	16,848 00
22 Buckwheat.....	" 1,249	1,141	1,249	1,141	187 35
23 Indian corn for purposes of distillation	" 4,172,538	2,918,494	819,115	565,697	61,433 78
24 Oats.....	" 695,718	366,193	77,732	41,491	7,773 20
25 Peas, n.o.p.....	" 31,155	106,247	27,939	93,954	4,190 85
26 Rye.....	" 14,943	12,072	14,847	11,804	1,484 70
27 Wheat.....	" 2,808,385	2,837,706	121,758	103,968	14,610 96
Total, grain.....		6,421,661		971,176	108,075 79
28 Bran, mill feed, &c.....	\$	38,505		33,196	5,809 50
29 Buckwheat meal or flour.....	Cwt. 1,874	6,807	1,874	6,807	937 00
30 Indian or corn meal.....	Brls. 41,899	124,921	41,924	125,030	10,481 00
31 Oat meal and rolled oats.....	Lbs. 21,185	1,036	10,071	548	60 40
32 Rye flour.....	Brls. 4,442	17,719	4,442	17,719	2,221 00
33 Wheat flour.....	Brls. 47,068	198,808	47,211	199,677	28,326 60
34 Hominy, cracked, evaporated or dried corn.....	\$	6,012		6,012	1,052 16
35 Cereal foods prepared, n.o.p.....	\$	72,267		61,839	12,367 80

SESSIONAL PAPER No. 11

Imported into Canada, &c.—Continued.

ENTERED FOR HOME CONSUMPTION.								
Preferential Tariff.			Treaty Rates.			Total.		
Quantity.	Value.	Duty.	Quantity	Value.	Duty	Quantity	Value.	Duty Collected.
	\$	\$ cts.		\$	\$ cts.		\$	\$ cts.
.....	69,059	13,811 80	102,099	28,077 37	197,316	49,736 57 1
.....	77,237	15,447 40	16,455	4,525 11	135,546	32,528 71 2
.....	8,340	1,876 69	8,537	2,561 10	63,027	20,590 29 3
.....	2,074	103 70	8,790	775 30 4
.....	1,315	65 75	12,335	1,167 75 5
.....	542	108 40	7,543	2,208 70 6
.....	733	146 60	22,809	6,769 40 7
43,632	6,591	494 42			255,746	38,147	4,439 32 8
.....	39,435	6,901 17	4,115	925 89	70,600	14,589 56 9
.....	192,662	38,532 40	36,162	9,944 83	1,678,757	483,457 13 10
.....	243,352	46,352 44	40,277	10,870 72	1,838,981	513,407 16
86,850	4,006	600 90			90,721	4,302	652 74 11
577,776	37,289	5,593 35			829,241	60,588	11,418 10 12
1,085,284	144,022	25,204 31			1,375,467	179,386	34,930 02 13
1,540	89	11 55	4,213,086	199,934	42,131 36	6,257,035	292,106	67,673 26 14
6,205,279	160,733	31,026 39			13,079,553	323,266	82,583 47 15
391,435	14,186	2,935 75			695,607	20,447	5,977 47 16
3,010,100	106,417	18,623 14			3,372,683	122,345	23,003 34 17
169,922	4,684	1,274 42			746,840	21,925	7,043 60 18
.....	471,426	85,269 81	199,934	42,131 36	1,024,365	233,282 00
160	150	16 00			8,099	6,217	1,206 85 19
284,763	18,726	3,745 20			303,533	19,913	4,101 30 20
4,931	7,013	739 65			72,323	152,880	17,587 65 21
.....					1,249	1,141	187 35 22
.....					819,115	565,697	61,433 78 23
5,513	3,575	385 91			83,245	45,066	8,159 11 24
3,466	13,439	346 60			31,405	107,393	4,537 45 25
96	268	6 72			14,943	12,072	1,491 42 26
83	83	6 64			121,841	104,051	14,617 60 27
299,012	43,254	5,246 72	1,014,430	113,322 51
.....	5,271	790 65	38,467	6,600 15 28
.....					1,874	6,807	937 00 29
.....					41,924	125,030	10,481 00 30
11,564	518	46 25			21,635	1,066	106 65 31
.....					4,442	17,719	2,221 00 32
6	30	2 40			47,217	199,707	28,329 00 33
.....			6,012	1,052 16 34
.....	10,407	1,561 05	72,246	13,928 85 35

3 GEORGE V., A. 1913

No. 14.—SUMMARY STATEMENT of Foreign Merchandise

ARTICLES.		TOTAL IMPORTS.		General Tariff.		
		Quantity	Value.	Quantity	Value.	Duty.
DUTIABLE GOODS— <i>Con.</i>			\$		\$	\$ cts.
Grain and products of— <i>Con.</i>						
1	Cereal foods prepared, in packages not exceeding 25 lbs. weight each.. Lbs.	3,290,631	177,226	3,135,837	158,649	39,662 25
2	All other breadstuffs, n.o.p..... \$		80,857		65,133	11,399 05
3	Grain, flour and meal, &c., of all kinds when damaged by water in transit or prior to importation into Canada.....		571		571	142 75
Total, grain products.....			724,729		675,181	112,459 51
Bricks and tiles. <i>See</i> Earthenware.						
4	Bath brick..... \$		2,899		542	147 97
5	Building brick..... M.	51,073	465,997	48,764	438,807	98,732 22
6	Paving brick..... M.	11,538	165,650	5,016	78,275	17,612 08
7	Drain tiles, not glazed..... \$		5,778		4,949	989 80
8	Drain pipes, sewer pipes and earthenware fittings therefor, chimney linings or vents, chimney tops and inverted blocks, glazed or unglazed. \$		406,482		351,518	123,031 30
9	Manufactures of clay, n.o.p..... \$		555,226		399,907	89,980 07
Total, bricks, &c.....			1,602,032		1,273,998	330,493 44
10	British gum, dry sizing cream and enamel sizing..... Lbs.	1,360,657	47,938	850,268	32,849	3,284 90
11	Brooms and whisks..... \$		11,219		9,582	1,916 40
12	Brushes of all kinds..... \$		539,927		295,470	81,256 12
13	Buttons, shoe, n.o.p..... Gross	15,538	3,343	15,538	3,343	835 75
14	Buttons, all kinds, covered or not, n.o.p. including recognition buttons, and collar and cuff buttons..... \$		554,444		378,458	132,460 30
15	Button blanks of animal shell, in the rough..... \$		20,525		20,525	2,052 50
Total, buttons.....			578,312		402,326	135,348 55
Candles—						
16	Paraffine wax..... Lbs.	306,236	36,952	216,686	30,138	7,534 50
17	All other, n.o.p..... "	457,638	53,812	293,232	40,979	10,244 75
Total, candles.....		763,874	90,764	509,918	71,117	17,779 25
18	Cane, reed or rattan, not further manufactured than split, n.o.p..... \$		55,621		55,383	5,538 30
Carriages and vehicles—						
19	Buggies, carriages, pleasure carts and vehicles, n.o.p..... No.	1,558	105,271	1,530	102,229	35,780 15
20	Cutters..... "	18	617	18	617	215 95
21	Farm wagons..... "	11,540	468,823	11,574	469,830	117,457 50
22	Freight wagons and drays..... "	1,830	146,180	1,777	144,163	36,040 75
23	Complete parts of farm and freight wagons, drays and sleighs..... \$		140,280		139,300	34,825 00
24	Complete parts of buggies, carriages and vehicles, n.o.p., including parts of cutters, children's carriages and sleds, n.o.p..... \$		36,645		36,148	12,651 80

SESSIONAL PAPER No. 11

Imported into Canada, &c.—Continued.

ENTERED FOR HOME CONSUMPTION.								
Preferential Tariff.			Treaty Rates.			Total.		
Quantity.	Value.	Duty.	Quantity	Value.	Duty.	Quantity	Value.	Duty Collected.
	\$	\$ cts.		\$	\$ cts.		\$	\$ cts.
156,753	19,752	3,456 75				3,292,590	178,401	43,119 00 1
.....	15,933	2,389 95					81,066	13,789 00 2
							571	142 75 3
.....	51,911	8,247 05					727,092	120,706 56
	2,428	364 20					2,970	512 17 4
2,309	27,190	3,398 93				51,073	465,997	102,131 15 5
6,522	87,375	10,921 86				11,538	165,650	28,533 94 6
.....	829	124 35					5,778	1,114 15 7
	54,480	13,620 00					405,998	136,651 30 8
.....	155,118	19,390 33					555,025	109,370 40 9
.....	327,420	47,819 67					1,601,418	378,313 11
490,389	13,729	686 45				1,340,657	46,578	3,971 35 10
.....	1,659	248 85					11,241	2,165 25 11
.....	62,995	11,024 86		180,168	45,042 00		538,633	137,322 98 12
						15,538	3,343	835 75 13
.....	72,067	16,215 59		102,613	30,783 90		553,138	179,459 79 14
.....							20,525	2,052 50 15
.....	72,067	16,215 59		102,613	30,783 90		577,006	182,348 04
73,819	5,836	875 40				290,505	35,974	8,409 90 16
156,813	12,051	1,807 65				450,045	53,030	12,052 40 17
230,632	17,887	2,683 05				740,550	89,004	20,462 30
.....	238	17 88					55,621	5,556 18 18
28	3,837	863 35				1,558	106,066	36,643 50 19
.....						18	617	215 95 20
2	560	98 00				11,576	470,390	117,555 50 21
.....						1,777	144,163	36,040 75 22
.....	980	171 51					140,280	34,996 51 23
.....	624	140 41					36,772	12,792 21 24

3 GEORGE V., A. 1913

No. 14.—SUMMARY STATEMENT of Foreign Merchandise

ARTICLES.		TOTAL IMPORTS.		General Tariff.		
		Quantity	Value.	Quantity	Value.	Duty.
DUTIABLE GOODS— <i>Con.</i>			\$		\$	\$ cts.
Carriages and vehicles— <i>Con.</i>						
1	Cars, railway, passenger..... No.	20	208,469	20	208,469	62,540 70
2	Cars, railway, tram or horse..... "	3	5,307	3	5,307	1,592 10
3	Cars, railway, box and flat..... "	1,911	1,536,761	1,905	1,528,626	458,587 80
4	Cars, other, n.o.p..... "	5,250	647,257	5,092	633,050	189,915 00
5	Cars, railway, parts of..... \$		308,939		294,100	88,230 00
6	Scrapers, railway or road..... \$		152,784		152,752	45,825 60
7	Sleighs..... No.	1,194	43,744	1,194	43,744	10,936 00
8	Wheelbarrows, trucks and hand-carts	17,655	104,786	17,553	104,087	31,226 10
9	Bicycles and tricycles, n.o.p..... "	11,309	186,444	3,635	49,148	14,744 40
10	Bicycles and tricycles, parts of..... \$		43,338		19,900	5,970 00
11	Children's carriages and sleds..... \$		231,871		228,201	79,870 35
Total, carriages, &c.....			4,367,516		4,159,671	1,226,409 20
12 Carpets, n.o.p. (see woollens)..... Yds.		2,813	1,582	940	418	146 30
13 Carpet linings and stair pads..... \$			4,064		3,733	933 25
14 Carpet sweepers..... No.		1,450	3,894	1,450	3,894	1,168 20
15 Cash registers..... "		936	65,266	936	65,266	19,579 80
16 Celluloid, moulded into sizes for handles of knives and forks, not bored or otherwise manufactured; moulded celluloid balls and cylinders coated with tin-foil or not, but not finished or further manufactured, and celluloid lamp shade blanks and comb blanks..... \$			16,771		13,770	1,377 00
17 Celluloid, manufactures of, n.o.p..... \$			63,452		57,126	9,997 23
18 Celluloid, xylonite or xylite in sheets, lumps, blocks, rods or bars, not further manufactured than moulded or pressed..... \$			120,306		120,306	6,015 30
Total, celluloid.....			200,529		191,202	17,389 53
19 Cement, hydraulic or waterlime..... Cwt.		901	579	757	465	94 62
20 Cement, Portland..... "		2,592,025	936,425	1,874,142	705,412	234,267 94
21 Cement, n.o.p., and manufactures of, n.o.p..... \$			7,821		4,894	1,101 34
Total, cement.....			944,825		710,771	235,463 90
22 Chalk, prepared..... \$			39,779		38,572	6,750 67
23 Charcoal..... \$			53,227		53,207	9,311 52
24 Chicory, raw or green..... Lbs.		81,417	4,540	31,552	1,733	946 56
25 Chicory, kiln-dried, roasted or ground . "		540,634	30,891	246,573	13,802	7,397 19
Total, chicory.....		622,051	35,431	278,125	15,535	8,343 75
26 Church vestments of any material..... \$			36,417		4,434	886 80

SESSIONAL PAPER No. 11

Imported into Canada, &c.—Continued.

ENTERED FOR HOME CONSUMPTION.								
Preferential Tariff.			Treaty Rates.			Total.		
Quantity.	Value.	Duty.	Quantity	Value.	Duty.	Quantity	Value.	Duty.
	\$	\$ cts.		\$	\$ cts.		\$	\$ cts.
						20	208,469	62,540 70 1
						3	5,307	1,592 10 2
6	8,135	1,627 00				1,911	1,536,761	460,214 80 3
157	9,231	1,846 20				5,249	642,281	191,761 20 4
	14,839	2,967 80					308,939	91,197 80 5
	32	6 40					152,784	45,832 00 6
						1,194	43,744	10,936 00 7
105	732	146 40				17,658	104,819	31,372 50 8
7,629	141,813	28,362 60				11,264	190,961	43,107 00 9
	22,239	4,447 80					42,139	10,417 80 10
	3,322	747 43					231,523	80,617 78 11
	206,344	41,424 90					4,366,015	1,267,834 10
1,873	1,164	291 00				2,813	1,582	437 30 12
	331	57 93					4,064	991 18 13
						1,450	3,894	1,168 20 14
						936	65,266	19,579 80 15
	3,001	150 05					16,771	1,527 05 16
	6,277	941 55					63,403	10,938 78 17
							120,306	6,015 30 18
	9,278	1,091 60					200,480	18,481 13
144	114	11 52				901	579	106 14 19
677,361	213,840	54,188 88	40,522	17,173	4,457 42	2,592,025	936,425	292,914 24 20
	2,927	365 87					7,821	1,467 21 21
	216,881	54,566 27		17,173	4,457 42		944,825	294,487 59
	1,207	181 05					39,779	6,931 72 22
	20	3 00					53,227	9,314 52 23
47,031	2,567	940 62				78,583	4,300	1,887 18 24
291,249	16,925	5,824 98				537,822	30,727	13,222 17 25
338,280	19,492	6,765 60				616,305	35,027	15,109 35
	4,702	587 98		29,477	5,158 63		38,613	6,633 41 26

3 GEORGE V., A. 1913

No. 14.—SUMMARY STATEMENT of Foreign Merchandise

ARTICLES.	TOTAL IMPORTS.		General Tariff.		
	Quantity	Value.	Quantity	Value.	Duty.
DUTIABLE GOODS—Con.		\$		\$	\$ cts.
1 Cider, clarified or refined.....Galls	1,248	1,027	1,444	1,276	144 40
2 Cider, not clarified or refined.....“	228	181	228	181	11 40
Total, cider.....	1,476	1,208	1,672	1,457	155 80
3 Clocks, time recorders, clock and watch keys, clock movements and clock cases.....\$		537,559		506,572	151,971 60
4 Cloth, coated or sized, for manufacture of sensitized, blue or black print cloth \$		6,668		4,814	722 10
5 Clothes wringers and parts thereof for domestic use.....No.	11,048	33,280	11,045	33,253	11,638 55
6 Coal, bituminous slack, such as will pass through a $\frac{3}{4}$ inch screen.....Tons.	1,680,141	2,131,182	1,684,388	2,121,452	235,814 32
7 Coal, bituminous, round, and run of the mine—and coal n.o.p.....“	9,490,209	19,294,041	8,811,993	18,201,317	4,670,356 29
Total, coal.....	11,170,350	21,425,223	10,496,381	20,322,769	4,906,170 61
8 Cocoa carpeting, mats, rugs and matting \$		24,791		3,517	879 25
9 Cocoanuts, imported from the place of growth by vessel direct to a Canadian port.....No.	3,367,736	81,751	87,551	1,869	437 76
10 Cocoanuts, n.o.p.....“	582,382	20,280	554,575	19,747	5,545 75
Total, cocoanuts.....	3,950,118	102,031	642,126	21,616	5,983 51
11 Cocoanut, desiccated, sweetened or not. Lbs.	525,365	50,910	29,092	4,094	1,454 60
12 Cocoa paste, or liquor, chocolate paste or liquor, not sweetened, in blocks or cakes, and cocoa butter.....Lbs.	1,467,534	393,677	1,365,821	361,647	40,974 63
13 Cocoa paste or liquor, chocolate paste or liquor, sweetened, in blocks or cakes, not less than two pounds in weight....“	680,055	122,475	652,353	116,506	22,832 35
14 Cocoa or chocolate, preparations of, in powdered form.....“	1,187,990	264,418	326,107	82,940	16,588 00
15 Cocoa shells and nibs.....“	8,390	298	7,468	221	22 10
16 Cocoa or chocolate, preparations of, n.o.p “	1,430,607	307,411	32,855	6,902	2,415 70
Total, cocoa, &c.....	4,674,576	1,088,279	2,384,604	568,216	82,832 78
17 Coffee, green, n.o.p.....Lbs.	245,672	37,230	207,045	31,829	3,182 90
18 Coffee, extract of, n.o.p., or substitute thereof of all kinds.....“	122,217	22,360	39,113	3,611	1,173 39
19 Coffee, roasted or ground, when not imported direct from the country of growth and production.....“	389,950	90,190	381,649	87,765	16,409 48
20 Coffee, roasted or ground, and all imitations thereof and substitutes thereof, including acorn nuts, n.o.p.....“	183,622	15,563	180,454	14,782	3,609 08
21 Coffee, condensed, with milk.....“	320	74			
Total, coffee.....	941,781	165,417	808,261	137,987	24,374 85

SESSIONAL PAPER No. 11

Imported into Canada, &c.—Continued.

ENTERED FOR HOME CONSUMPTION.

Preferential Tariff.			Treaty Rates.			Total.		
Quantity.	Value.	Duty.	Quantity	Value.	Duty.	Quantity	Value.	Duty Collected.
	\$	\$ cts.		\$	\$ cts.		\$	\$ cts.
.....					1,444	1,276	144 40 1
.....					228	181	11 40 2
.....					1,672	1,457	155 80
.....	17,206	3,441 20	15,582	4,285 13	539,360	159,697 93 3
.....	1,854	185 40	6,668	907 50 4
3	27	6 10			11,048	33,280	11,644 65 5
38	106	3 80			1,684,426	2,121,558	235,818 12 6
4,243	10,393	1,485 05			8,816,236	18,211,710	4,671,841 34 7
4,281	10,499	1,488 85			10,500,662	20,333,268	4,907,659 46
.....	16,234	2,841 10	4,416	993 63	24,167	4,713 98 8
3,269,546	79,769	9,808 61			3,357,097	81,638	10,246 37 9
27,900	535	181 35			582,475	20,282	5,727 10 10
3,297,446	80,304	9,989 96			3,939,572	101,920	15,973 47
460,443	43,564	13,813 29			489,535	47,658	15,267 89 11
96,569	30,091	2,414 23			1,462,390	391,738	43,388 86 12
27,842	5,700	765 65			680,195	122,206	23,598 00 13
747,814	177,960	26,694 00			1,073,921	260,900	43,282 00 14
922	77	5 79			8,390	298	27 89 15
916,862	193,556	43,550 25	447,877	96,919	31,498 70	1,397,594	297,377	77,464 65 16
1,790,009	407,384	73,429 92	447,877	96,919	31,498 70	4,622,490	1,072,519	187,761 40
.....					207,045	31,829	3,182 90 17
81,651	18,413	1,633 02			120,764	22,024	2,806 41 18
6,237	1,845	278 06			387,886	89,610	16,687 54 19
3,143	775	47 15			183,597	15,557	3,656 23 20
320	74	14 80			320	74	14 80 21
91,351	21,107	1,973 03			899,612	159,094	26,347 88

3 GEORGE V., A. 1913

No. 14.—SUMMARY STATEMENT of Foreign Merchandise

ARTICLES.		TOTAL IMPORTS.		General Tariff.		
		Quantity	Value.	Quantity	Value.	Duty.
DUTIABLE GOODS—Con.			\$		\$	\$ cts.
1	Collars of cotton or linen, xylonite, xylonite or celluloid..... Doz.	385,167	372,287	247,102	252,834	94,813 12
2	Combs..... \$		213,467		132,612	46,414 20
Copper and manufactures of—						
3	Copper nails, tacks, rivets and burrs or washers..... \$		2,294		1,563	468 90
4	Copper wire, plain, tinned or plated... Lbs.	399,998	76,564	377,629	73,310	9,164 05
5	Copper wire cloth, or woven wire of copper..... \$		10,960		3,981	995 25
6	Copper, all other manufactures of, n.o.p. \$		212,483		185,989	55,796 70
Total, copper.....			302,301		264,843	66,424 90
7	Cordage, cotton, of all kinds..... Lbs.	523,795	64,202	166,989	22,702	5,675 50
8	Cordage and twines of all kinds, n.o.p. " "	3,143,855	332,754	1,143,617	132,998	33,249 50
Total, cordage and twines.....		3,667,650	396,956	1,310,606	155,700	38,925 00
9	Corks, manufactured from corkwood, over three-fourths of an inch in diameter measured at the larger end.... Lbs.	284,706	99,430	295,931	102,938	14,796 55
10	Corks, manufactured from corkwood, three-fourths of an inch and less in diameter measured at the larger end.... " "	49,696	17,998	48,722	17,048	3,897 76
11	Manufactures of corkwood or cork bark, n.o.p., including strips, shives, shells and washers of cork..... \$		229,142		221,473	44,294 60
Total, cork.....			346,570		341,459	62,988 91
12	Corsets of all kinds..... \$		489,692		479,205	167,721 75
13	Corset clasps, busks, blanks and steels, and covered corset wires cut to length, tipped or untipped, reed, rattan and horn covered..... \$		15,710		15,546	5,441 10
14	Costumes and scenery, theatrical..... \$		6,955		7,135	1,772 00
Cotton, manufactures of—						
15	Duck, grey or white, n.o.p., weighing over 8 oz. per square yard..... Yds.	2,122,974	610,877	1,365,029	450,285	90,057 00
16	Embroideries, white and cream coloured..... \$		1,499,392		122,078	24,415 60
17	Gray, unbleached cotton fabrics..... Yds.	9,873,199	627,224	5,499,704	280,349	70,087 25
18	White or bleached cotton fabrics..... " "	26,363,292	2,388,104	5,003,394	433,630	108,407 50
19	Tailors' hollands of cotton, and towel-ling in the web..... " "	2,410,495	169,177	34,006	2,999	749 75
20	Fabrics, printed, dyed or coloured, n.o.p..... " "	58,402,367	5,778,252	12,611,867	1,400,773	455,252 91
21	Jeans, coutilles and sateens, imported by corset and dress stay manufacturers, for use exclusively for the manufacture of such articles in their own factories..... " "	2,318,312	269,697	645,964	83,535	16,707 00
22	Handkerchiefs..... \$		626,315		14,247	4,986 45
23	Batts, batting and sheet wadding.... Lbs.	207,703	24,845	206,467	24,529	6,132 25
24	Bobbinet, (white cotton) plain, in the web..... Yds.	422,914	50,765	12,591	1,276	319 00

SESSIONAL PAPER No. 11

Imported into Canada, &c.—Continued.

ENTERED FOR HOME CONSUMPTION.								
Preferential Tariff.			Treaty Rates.			Total.		
Quantity.	Value.	Duty.	Quantity	Value.	Duty.	Quantity	Value.	Duty Collected.
	\$	\$ cts.		\$	\$ cts.		\$	\$ cts.
129,312	113,672	28,418 00	376,414	366,506	123,231 12 1
.....	54,214	12,198 40	26,133	8,493 39	212,959	67,105 99 2
.....	731	146 20	2,294	615 10 3
17,672	2,325	174 38	395,301	75,635	9,338 43 4
.....	6,979	1,221 34	10,960	2,216 59 5
.....	19,699	3,939 80	5,319	1,462 75	211,007	61,199 25 6
.....	29,734	5,481 72	5,319	1,462 75	299,896	73,369 37
345,865	40,647	8,129 40	512,854	63,349	13,804 90 7
1,965,746	197,441	39,488 20	3,109,363	330,439	72,737 70 8
2,311,611	238,088	47,617 60	3,622,217	393,788	86,542 60
5,326	2,564	213 04	301,257	105,502	15,009 59 9
2,032	1,276	121 92	50,754	18,324	4,019 68 10
.....	7,818	1,172 70	229,291	45,467 30 11
.....	11,658	1,507 66	353,117	64,496 57
.....	3,758	939 50	7,123	2,314 98	490,086	170,976 23 12
.....	164	36 92	15,710	5,478 02 13
.....	7,135	1,772 00 14
752,507	159,182	23,877 30	2,117,536	609,467	113,934 30 15
.....	36,866	4,608 39	1,323,802	231,665 74	1,482,746	260,689 73 16
4,732,046	346,457	51,968 55	10,231,750	626,806	122,055 80 17
21,511,841	1,960,003	343,003 83	26,515,235	2,393,633	451,411 33 18
2,346,410	164,642	28,813 11	2,380,416	167,641	29,562 86 19
46,029,380	4,428,393	1,107,098 25	58,641,247	5,829,166	1,562,351 16 20
1,672,348	186,162	23,270 39	2,318,312	269,697	39,977 39 21
.....	513,402	128,350 50	92,399	30,029 75	620,048	163,366 70 22
1,095	260	45 49	207,562	24,789	6,177 74 23
393,818	46,820	7,023 00	6,494	1,176	264 61	412,903	49,272	7,606 61 24

3 GEORGE V., A. 1913

No. 14.—SUMMARY STATEMENT of Foreign Merchandise

ARTICLES.		TOTAL IMPORTS.		General Tariff.		
		Quantity	Value.	Quantity	Value.	Duty.
DUTIABLE GOODS—Con.			\$		\$	\$ cts.
Cotton, manufactures of—Con.						
1	Knitting yarn, hosiery yarn or other cotton yarn, dyed or not, n.o.p. Lbs.	582,745	144,558	308,494	72,124	18,031 00
2	Cotton warps. \$		4,666		4,666	1,166 50
3	Seamless bags. \$		26,728		17,490	3,498 00
4	Sheets, bed quilts, pillow cases and damask of cotton in the piece, including uncoloured table cloths or napkins of cotton. \$		788,725		118,361	35,508 30
5	Shirts of cotton. Doz.	90,079	468,178	51,063	273,424	95,698 40
6	Sewing thread on spools. \$		523,742		238,475	59,618 75
7	Sewing cotton thread in hanks. Lbs.	281,372	182,729	19,045	7,998	1,199 70
8	Crochet and knitting cotton. \$	63,687	33,890	51,757	27,570	6,892 50
9	All other cotton thread, n.o.p. \$	102,956	49,638	77,034	35,836	8,959 00
10	Clothing, n.o.p. \$		2,438,797		1,614,248	564,986 80
11	Blouses and shirt waists. \$		168,618		137,819	48,236 65
12	Cotton bags made up by the use of the needle, not otherwise provided for. \$		197,599		96,950	33,932 50
13	Lampwicks. \$		19,775		14,667	3,666 75
14	Lace, white and cream coloured. \$		1,335,518		307,341	61,468 20
15	Shawls. \$		3,091		1,963	687 05
16	Socks and stockings. Doz. Prs.	741,137	878,337	450,657	535,125	187,293 75
17	Tape, not dyed or coloured. \$		40,632		17,732	4,433 00
18	Tape, dyed or coloured. \$		8,314		3,090	1,004 31
19	Towels. \$		316,900		17,767	5,330 10
20	Undershirts and drawers. \$		61,189		49,337	17,267 95
Uncoloured cotton fabrics, bleached, viz.:—						
21	Scrims and window scrims, cambric cloths, muslin apron checks, brilliants, cords, piques, diapers, lenos, mosquito nettings; Swiss, jaconet and cambric muslins, and plain, striped or checked lawns. Yds.	499,042	38,217	141,818	10,824	2,706 00
22	Velvets, velveteens, and plush fabrics, n.o.p. \$	2,653 230	766,289	275,069	96,474	28,942 20
23	Manufactures of cotton of which cotton is component material of chief value, n.o.p. \$		790,034		556,057	194,619 95
Total, cottons.			21,330,862		7,069,039	2,162,262 07
24	Crapes, black mourning. \$		13,446		339	67 80
25	Cuffs of cotton, linen, xylonite, xylite or celluloid. Pairs	28,855	3,397	5,352	580	217 49
26	Curling stones and handles therefor. \$	16	220	16	220	22 00
27	Curtains and shams when made up, trimmed or untrimmed. \$		686,216		95,412	33,394 20
28	Cyclometers and pedometers. \$		74,349		73,372	18,343 00
Drugs, Dyes, Chemicals, Medicines—						
29	Acetone and amyl acetate. \$		8,674		8,674	2,602 20
30	Acids—Acetic and pyroligneous, n.o.p. not exceeding proof strength. Galls.	1,305	730	1,305	730	195 75
31	Acids—Acetic and pyroligneous, in excess of strength of proof. \$	2,507	2,703	2,165	2,168	2,416 56
32	Acids—Acetic and pyroligneous, crude of any strength not exceeding 30 per cent. \$	4,919	1,315	1,028	202	50 50

SESSIONAL PAPER No. 11

Imported into Canada, &c.—Continued.

ENTERED FOR HOME CONSUMPTION.								
Preferential Tariff.			Treaty Rates.			Total.		
Quantity.	Value.	Duty.	Quantity	Value.	Duty.	Quantity	Value.	Duty Collected.
	\$	\$ cts.		\$	\$ cts.		\$	\$ cts.
274,251	72,434	12,676 29				582,745	144,558	30,707 29 1
							4,666	1,166 50 2
	9,153	1,372 95					26,643	4,870 95 3
	672,439	134,487 80					790,800	169,996 10 4
38,370	189,326	47,331 50	807	5,706	1,854 52	90,240	468,456	144,884 42 5
	275,711	48,249 69		9,556	2,150 19		523,742	110,018 63 6
261,397	174,141	17,414 10				280,442	182,139	18,613 80 7
11,444	5,922	1,036 36	486	398	89 56	63,687	33,890	8,018 42 8
24,348	12,866	2,251 67	1,594	979	220 30	102,976	49,681	11,430 97 9
	678,944	169,736 00		142,554	46,330 42		2,435,746	781,053 22 10
	14,979	3,744 75		15,808	5,137 63		168,606	57,119 03 11
	100,650	25,162 50					197,600	59,095 00 12
	5,108	893 93					19,775	4,560 68 13
	666,782	83,348 59		353,901	61,932 91		1,328,024	206,749 70 14
	1,128	282 00					3,091	969 05 15
291,606	346,804	86,701 00				742,263	881,929	273,994 75 16
	22,900	4,007 87					40,632	8,440 87 17
	5,111	1,277 75					8,201	2,282 06 18
	298,321	59,664 20					316,088	64,994 30 19
	12,130	2,729 75					61,467	19,997 70 20
356,184	27,345	4,785 64				498,002	38,169	7,491 64 21
2,058,831	543,941	95,190,75	306,193	125,144	34,414 81	2,640,093	765,559	158,547 76 22
	232,753	58,188 25					788,810	252,808 20 23
	12,211,075	2,578,592 15		2,071,423	414,090 44		21,351,537	5,154,944 66
	8,925	1,115 74		4,077	713 57		13,341	1,897 11 24
23,503	2,817	704 25				28,855	3,397	921 74 25
						16	220	22 00 26
	491,669	122,917 25		96,183	31,259 71		683,264	187,571 16 27
	81	14 17		10	2 24		73,463	18,359 41 28
							8,674	2,602 20 29
						1,305	730	195 75 30
1,080	928	1,171 67				3,245	3,096	3,588 23 31
3,891	1,113	166 95				4,919	1,315	217 45 32

3 GEORGE V., A. 1913

No. 14.—SUMMARY STATEMENT of Foreign Merchandise

ARTICLES.		TOTAL IMPORTS.		General Tariff.		
		Quantity	Value.	Quantity	Value.	Duty.
DUTIABLE GOODS— <i>Con.</i>			\$		\$	\$ cts.
Drugs, dyes, chemicals, &c.— <i>Con.</i>						
1	Acid phosphate, not medicinal..... Lbs.	1,677,625	62,909	1,642,476	61,096	12,219 20
2	Acids, mixed, n.o.p..... "	922,077	28,075	402,527	10,712	2,410 24
3	Muriatic..... "	409,503	5,381	409,503	5,381	1,023 77
4	Nitric..... "	79,322	5,647	79,322	5,647	1,270 70
5	Stearic..... "	288,710	26,938	264,682	24,450	4,890 00
6	Sulphuric..... "	1,615,180	15,027	1,615,180	15,027	4,037 96
7	Other, n.o.p..... "	1,062,210	101,564	780,504	48,541	10,921 99
8	Albumen blood, egg albumen and egg yolk..... \$		23,163		22,879	2,287 90
9	Alum in bulk, ground or unground, but not calcined; and sulphate of alumina or alum cake..... Lbs.	6,914,191	62,451	6,914,191	62,451	6,245 10
10	Aniline dyes, in packages of less than 1 lb. in weight..... "	1,457	572	1,432	533	93 30
11	Casein..... \$		20,933		20,933	5,756 59
12	Cocaine..... Oz.	35	88	35	88	15 40
13	Dextrine, dry..... Lbs.	1,847,145	59,821	1,738,829	57,332	5,733 20
14	Gelatine and isinglass..... "	540,827	132,745	215,305	61,673	16,960 68
15	Glue, powdered or sheet..... "	2,693,518	198,547	899,973	67,277	18,501 56
16	Glue, liquid..... \$		43,285		35,197	9,679 48
17	Glycerine, n.o.p..... Lbs.	196,270	49,245	57,470	11,189	1,958 12
18	Gums—camphor..... "	29,561	11,044	16,197	4,871	852 44
19	Opium (crude)..... "	4,353	23,348	5,017	25,863	5,017 00
20	Other, n.o.p..... "	14,682	3,137	13,776	2,967	519 26
21	Liquorice, in paste, rolls and sticks, not sweetened, n.o.p..... "	1,780,324	143,904	1,917,376	154,477	34,757 33
22	Magnesia..... "	424,792	13,703	399,813	11,676	2,043 37
23	Medicinal, chemical and pharmaceutical preparations including proprietary preparations (dry)..... \$		939,501		626,404	156,601 00
24	Medicinal, chemical and pharmaceutical preparations, including proprietary preparations (all other).... \$		134,322		131,685	65,842 50
25	Do (all other) non-alcoholic..... \$		54,993			
26	Liquid preparations, non-alcoholic for disinfecting, dipping or spraying, n.o.p..... \$		58,611		50,212	12,553 00
27	Milk food, and other similar preparations..... \$		223,193		140,395	35,098 75
28	Morphine..... Oz.	440	1,142			
29	Opium, powdered..... Lbs.	355	2,074	355	2,074	479 25
30	Potash or potassa, bicarbonate of..... "	75,333	1,166	75,333	1,166	204 06
31	Potash and pearl ash, in packages less than 25 lbs. each..... "	6,075	275	6,025	273	40 95
32	Potash caustic, in packages less than 25 lbs. each..... "	42,893	1,672	42,793	1,666	249 90
33	Pyroxylin and wood naphtha, preparations of, for coating imitation leather and for the manufacture of leather belting..... \$		11,532		11,532	1,153 20
34	Salts, glauber..... \$	1,517,980	7,854	1,202,771	5,678	993 49
35	Soda, bicarbonate of..... \$	5,348,399	51,734	1,109,039	10,556	1,847 34
36	Soda caustic, when in packages less than 25 lbs. each..... \$	118,360	7,306	74,228	4,905	735 75
37	Sodium, hyposulphite..... \$		3,459		3,224	564 22
38	Sulphuric ether, chloroform and solutions of peroxide of hydrogen..... Lbs.	217,845	34,421	209,361	29,594	7,398 50

SESSIONAL PAPER No. 11

Imported into Canada, &c.—Continued.

ENTERED FOR HOME CONSUMPTION.								
Preferential Tariff.			Treaty Rates.			Total.		
Quantity.	Value.	Duty.	Quantity	Value.	Duty.	Quantity	Value.	Duty Collected.
	\$	\$ cts.		\$	\$ cts.		\$	\$ cts.
38,509	1,944	243 02				1,680,985	63,040	12,462 22 1
						402,527	10,712	2,410 24 2
						409,503	5,381	1,023 77 3
						79,322	5,647	1,270 70 4
24,028	2,488	311 06				288,710	26,938	5,201 06 5
288,847	55,031	8,254 65				1,615,180	15,027	4,037 96 6
						1,069,351	103,572	19,176 64 7
	464	23 20					23,343	2,311 10 8
						6,914,191	62,451	6,245 10 9
25	39	5 85				1,457	572	99 15 10
							20,933	5,756 59 11
						35	88	15 40 12
21,510	608	30 40				1,760,339	57,940	5,763 60 13
200,332	45,784	8,012 33	120,356	25,399	6,349 75	535,993	132,856	31,322 76 14
1,444,912	101,322	17,731 61	417,225	33,280	8,320 00	2,762,110	201,879	44,553 17 15
	6,461	1,130 81		1,627	406 75		43,285	11,217 04 16
123,112	34,423	5,163 45				180,582	45,612	7,121 57 17
13,184	5,381	807 15				29,381	10,252	1,659 59 18
						5,017	25,863	5,017 00 19
						13,776	2,967	519 26 20
4,305	386	57 90				1,921,681	154,863	34,815 23 21
24,979	2,027	304 05				424,792	13,703	2,347 42 22
	296,859	59,371 80					923,263	215,972 80 23
							131,685	65,842 50 24
				60,836	15,209 00		60,836	15,209 00 25
	8,333	1,666 60					58,545	14,219 60 26
	86,071	15,062 47					226,466	50,161 22 27
440	1,142	171 30				440	1,142	171 30 28
						355	2,074	479 25 29
						75,333	1,166	204 06 30
50	2	0 20				6,075	275	41 15 31
100	6	0 60				42,893	1,672	250 50 32
							11,532	1,153 20 33
315,209	2,176	326 40				1,517,980	7,854	1,319 89 34
4,239,406	41,166	6,174 90				5,348,445	51,722	8,022 24 35
48,632	2,589	258 90				122,860	7,494	994 65 36
	235	35 25					3,459	599 47 37
8,494	4,848	727 20				217 855	34,442	8,126 70

3 GEORGE V., A. 1913

No. 14.—SUMMARY STATEMENT of Foreign Merchandise

ARTICLES.	TOTAL IMPORTS.		General Tariff.		
	Quantity	Value.	Quantity	Value.	Duty.
DUTIABLE GOODS— <i>Con.</i>		\$		\$	\$ cts.
1 Drugs, dyes, chemicals, &c.— <i>Con</i>					
1 Vaseline and all similar preparations of petroleum, for toilet, medicinal or other purposes.....	\$	19,484		19,036	4,759 00
2 Yeast cakes.....	Lbs. 743	269	583	187	34 98
3 Yeast, compressed, in packages weighing less than 50 lbs.....	" 50,757	12,573	50,711	12,560	3,042 66
4 Yeast, compressed, in bulk or mass of not less than 50 lbs.....	" 750,580	176,452	747,780	176,177	22,433 40
5 All other drugs, dyes and chemicals, &c., not otherwise provided for.....	\$	1,016,750		714,532	125,053 86
Total, drugs.....		3,803,732		2,663,940	591,545 41
Earthenware and Chinaware — (See Bricks and Tiles.)					
6 Brown or coloured earthen and stoneware, and Rockingham ware.....	\$	55,211		42,076	12,622 80
7 C. C. or cream coloured ware, decorated, printed or sponged, and all earthenware, n.o.p.....	\$	195,437		67,753	20,325 90
8 Demijohns, churns or crocks.....	\$	4,643		4,367	1,310 10
9 Tableware of china, porcelain, white granite or ironstoneware.....	\$	1,764,953		607,665	167,108 79
10 Chinaware, to be silver mounted, imported by manufacturers of silverware.....	\$	217		217	48 83
11 China and porcelain ware, n.o.p.....	\$	59,795		33,230	9,969 00
12 Tiles or blocks of earthenware or stone prepared for mosaic flooring.....	\$	128,725		98,557	29,567 10
13 Earthenware tiles, n.o.p.....	\$	156,297		76,504	26,776 40
14 Manufactures of earthenware, n.o.p....	\$	221,846		146,544	43,963 20
Total, earthenware.....		2,537,124		1,076,913	311,692 12
15 Eggs.....	Doz. 7,577,826	1,625,019	7,552,222	1,617,702	226,566 66
16 Elastic, round or flat, including garter elastic.....	\$	191,547		45,573	15,950 55
17 Electric light carbons and carbon points, of all kinds, n.o.p.....	M. 3,364	57,131	2,947	52,592	18,407 20
18 Incandescent lamp bulbs and glass tubing for use in the manufacture of incandescent lamps and mantel stocking for gas light.....	\$	124,554		120,931	12,093 10
19 Electric apparatus, n.o.p., insulators of all kinds, &c., electric and galvanic batteries; telegraph and telephone instruments.....	\$	4,676,075		4,057,504	1,115,818 44
20 Electric motors, generators, dynamos and sockets.....	\$	983,365		877,357	241,274 37
Total, electric apparatus.....		5,659 440		4,934,861	1,357,092 81
21 Embroideries, not otherwise provided for.....	\$	140,531		66,541	23,289 35
22 Emery and carborundum wheels and manufactures of emery or carborundum.....	\$	105,833		105,712	26,428 00
23 Express parcels of small value.....	\$	1,900,891		1,897,705	531,362 44

SESSIONAL PAPER No. 11

Imported into Canada, &c.—*Continued.*

ENTERED FOR HOME CONSUMPTION.								
Preferential Tariff.			Treaty Rates.			Total.		
Quantity.	Value.	Duty.	Quantity	Value.	Duty.	Quantity	Value.	Duty Collected.
	\$	\$ cts.		\$	\$ cts.		\$	\$ cts.
.....	448	67 20	19,484	4,826 20 1
160	82	6 40			743	269	41 38 2
36	10	1 44			50,747	12,570	3,044 10 3
2,800	275	56 00			750,580	176,452	22,489 40 4
.....	299,120	44,868 00	1,013,702	169,921 86 5
.....	1,001,761	172,208 76	121,142	30,285 50	3,786,843	794,039 67
.....	13,155	2,631 00	55,231	15,253 80 6
.....	123,991	24,798 20	191,744	45,124 10 7
.....	248	49 60	4,615	1,359 70 8
.....	1,154,818	173,222 70	1,762,483	340,331 49 9
.....	27,040	5,408 00	217	48 83 10
.....	29,358	5,871 60	60,270	15,377 00 11
.....	81,017	20,254 25	127,915	35,438 70 12
.....	76,426	15,285 20	157,521	47,030 65 13
.....			222,970	59,248 40 14
.....	1,506,053	247,520 55	2,582,966	559,212 67
26	72	52			7,552,248	1,617,774	226,567 18 15
.....	145,121	36,280 25	836	271 70	191,530	52,502 50 16
61	1,825	410 72	112	1,607	522 29	3,120	56,024	19,340 21 17
.....	118	5 90	121,049	12,099 00 18
.....	499,720	74,958 00	77,935	19,483 75	4,635,159	1,210,260 19 19
.....	75,530	11,329 50	30,101	7,525 25	982,988	260,129 12 20
.....	575,250	86,287 50	108,036	27,009 00	5,618,147	1,470,389 31
.....	8,145	2,036 25	64,015	17,742 53	138,701	43,068 13 21
.....	121	21 17	105,833	26,449 17 22
.....	3,186	730 43	1,900,891	532,092 87 23

3 GEORGE V., A. 1913

No. 14.—SUMMARY STATEMENT of Foreign Merchandise

ARTICLES.		TOTAL IMPORTS.		General Tariff.		
		Quantity	Value.	Quantity	Value.	Duty.
DUTIABLE GOODS— <i>Con.</i>			\$		\$	\$ cts.
Fancy goods, viz.—						
1	Alabaster, spar, amber, terra cotta, or composition ornaments.....	\$	51,419		36,394	10,918 20
2	Bead ornaments.....	\$	28,515		16,188	4,856 40
3	Boxes, fancy, ornamental cases and writing desks, &c.....	\$	314,039		217,310	76,058 50
4	Braids, cords, fringes, tassels, n.o.p....	\$	679,554		474,264	165,992 40
5	Tinsel thread and tinsel wire, for the manufacture of braids, cords, tassels, ribbons or trimmings.....	\$	12,328		11,583	1,158 80
6	Cases for jewellery, watches, silverware, plated ware and cutlery.....	\$	25,912		22,449	7,857 15
7	Fans.....	\$	9,801		5,096	1,523 80
8	Feathers, fruits, grains, leaves and flowers, artificial, suitable for ornamenting hats.....	\$	480,548		360,719	99,193 63
9	Feathers, fancy, undressed.....	\$	148,442		39,852	5,977 80
10	Feathers, fancy, n.o.p., and manufactures of feathers, n.o.p.....	\$	478,297		265,393	72,983 76
11	Feathers, ostrich and vulture, dressed	\$	52,462		9,106	2,504 26
12	Ivory or bone dice, draughts, chessmen, &c.....	\$	366		331	57 96
13	Lace, n.o.p., lace collars and all manufactures of lace; nets and nettings of cotton, linen, silk or other material, n.o.p.....	\$	1,149,849		450,137	157,547 95
14	Statues and statuettes of any material	\$	75,717		49,682	14,904 60
15	Toys and dolls of all kinds.....	\$	771,001		693,512	208,053 60
Total, fancy goods.....			4,278,250		2,652,021	829,598 86
16	Feathers, bed and other, undressed, n.o.p.....	\$	46,446		41,746	6,261 90
17	Feathers, bed and other, dressed, n.o.p.	\$	72,425		35,528	9,770 26
Total, feathers, n.o.p.....			118,871		77,274	16,032 16
18	Featherbone, plain, or covered, in coils.	\$	760		749	149 80
19	Fertilizers, compounded or manufactured.....	\$	445,383		418,093	41,809 30
20	Fibre, kartavert, indurated fibre, vulcanized fibre and like material and manufactures of, n.o.p.....	\$	97,333		96,434	24,103 50
21	Fireworks, firecrackers and torpedoes, all kinds.....	\$	54,917		47,442	11,860 50
Fish—						
22	Cod, haddock, ling and pollock, fresh, imported otherwise than in barrels, &c.....	Lbs.	323,492	14,130	301,782	13,621 3,017 82
23	Cod, haddock, ling and pollock, dry salted.....	"	1,721,639	91,915	599,700	36,146 5,997 00
24	Cod, haddock, ling and pollock, smoked.....	"	650	54	650	54 6 50
25	Cod, haddock, ling and pollock, pickled in barrels.....	"	89,800	1,796	89,800	1,796 898 00
26	Halibut, fresh, not in barrels.....	"	3,421,743	149,224	2,280,120	107,678 22,801 20
27	Herrings, fresh, not in barrels.....	"	3,677	261	1,003	45 10 03
28	Herrings, pickled or salted.....	"	2,100,748	93,549	1,338,307	62,564 6,691 54

SESSIONAL PAPER No. 11

Imported into Canada, &c.—Continued.

ENTERED FOR HOME CONSUMPTION.								
Preferential Tariff.			Treaty Rates.			Total.		
Quantity.	Value.	Duty.	Quantity	Value.	Duty	Quantity	Value.	Duty Collected.
	\$	\$ cts.		\$	\$ cts.		\$	\$ cts.
.....	2,348	469 60	12,689	3,489 63	51,431	14,877 43 1
.....	1,415	283 00	11,065	3,043 00	28,668	8,182 40 2
.....	79,927	17,983 93	14,670	4,401 00	311,907	98,443 43 3
.....	71,406	17,851 50	134,283	43,642 40	679,953	227,486 30 4
.....	740	37 00	12,328	1,195 80 5
.....	1,754	394 71	1,709	512 70	25,912	8,764 56 6
.....	319	63 80	4,386	1,206 23	9,801	2,798 83 7
.....	119,767	23,953 40	480,486	123,152 08 8
.....	99,412	9,941 20	9,158	1,144 77	148,422	17,063 77 9
.....	212,785	42,557 00	478,178	115,540 76 10
.....	43,356	8,671 20	52,462	11,175 46 11
.....	35	5 25	366	63 21 12
.....	400,020	100,005 00	296,015	82,571 45	1,146,172	340,124 40 13
.....	1,357	271 40	24,424	6,716 86	75,463	21,892 86 14
.....	41,800	8,360 00	36,563	10,055 22	771,875	226,468 82 15
.....	1,076,441	230,847 99	544,962	156,783 26	4,273,424	1,217,230 11
.....	4,274	427 40	426	53 25	46,446	6,742 55 16
.....	36,897	7,379 40	72,425	17,149 66 17
.....	41,171	7,806 80	426	53 25	118,871	23,892 21
.....	11	1 38	760	151 18 18
.....	27,290	1,364 50	445,383	43,173 80 19
.....	1,296	226 83	97,730	24,335 33 20
.....	7,475	1,308 13	54,917	13,168 63 21
.....				
.....			301,782	13,621 3,017 82 22
.....			599,700	36,146 5,997 00 23
.....			650	54 6 50 24
.....			89,800	1,796 898 00 25
.....			2,280,120	107,678 22,801 20 26
.....	3,634	263 18 17	4,637	308 28 20 27
.....	776,162	31,276 2,716 59	2,114,469	93,840 9,408 13 28

3 GEORGE V., A. 1913

No. 14.—SUMMARY STATEMENT of Foreign Merchandise

ARTICLES.		TOTAL IMPORTS.		General Tariff.		
		Quantity.	Value.	Quantity	Value.	Duty.
DUTIABLE GOODS— <i>Con.</i>			\$		\$	\$ cts.
Fish— <i>Con.</i>						
1	Herrings, smoked..... Lbs.	30,403	1,495	365	31	3 65
2	Mackerel, fresh.....	511,416	21,826	2,756	280	27 56
3	Mackerel, pickled.....	293,962	12,520	6,010	649	60 10
4	Sea fish, other, fresh, not in barrels... "	12,206	1,068	12,206	1,068	122 06
5	Sea fish, other, pickled, in barrels.... "	600	12	600	12	6 00
6	Sea fish, other, preserved, n.o.p..... "	87,293	10,304	31,405	3,308	992 40
7	Oysters, fresh, in shell..... Brls.	5,726	27,676	5,726	27,676	6,919 00
8	Oysters, shelled, in bulk..... Galls.	251,779	321,548	251,779	321,548	25,177 90
9	Oysters, canned, in cans not over one pint..... Cans.	474,192	47,791	455,610	47,318	13,668 30
10	Oysters, canned, in cans over one pint and not over one quart..... "	18,292	7,219	14,884	6,322	744 20
11	Oysters, canned, in cans exceeding one quart..... Qts.	1,168	405	1,168	405	58 40
12	Oysters, prepared or preserved, n.o.p. Lbs.	25,445	2,380	26,504	2,488	746 40
13	Lobsters, fresh (not alive)..... Brls.	502	6,707	502	6,707	1,676 75
14	Lobsters, canned, n.o.p..... Lbs.	14,055	2,829	1,630	262	78 60
15	Bait fish, fresh, not in barrels..... "	184,503	4,548	578	70	5 78
16	Bait fish, salted, not in barrels..... "	6,032	363	6,032	363	60 32
17	Salmon, fresh..... "	760 710	10,171	754,620	9,922	7,546 20
18	Salmon, smoked..... "	8,625	1,608	8,625	1,608	86 25
19	Salmon, canned, prepared or preserved n.o.p..... "	22,623	1,912	7,841	824	247,20
20	Salmon, pickled or salted.....	18,741	1,545	20,684	1,665	206 84
21	Fish, smoked or boneless..... "	51,784	3,594	22,510	1,812	225 10
22	Anchovies, sardines, sprats and other fish, packed in oil or otherwise, in tin boxes weighing over 20 ounces and not over 36 ounces each..... Bxs.	6,371	537	6,013	470	360 78
23	Anchovies, sardines, &c., in tin boxes weighing over 12 ounces and not over 20 ounces each..... "	88,397	9,088	39,888	3,150	1,794 96
24	Anchovies, sardines, &c., when packed in tin boxes weighing over 8 ounces and not over 12 ounces..... "	359,163	19,642	31,538	2,756	1,103 83
25	Anchovies, sardines, &c., when packed in tin boxes weighing 8 ounces or less..... "	4,440,073	243,444	355,876	21,590	8,896 91
26	Fish preserved in oil, n.o.p..... \$	8,351	3,013	1,054 55
27	Fish, all other, not in barrels or half barrels, fresh..... Lbs.	154,199	12,112	153,335	11,924	1,533 35
28	Fish, all other, not in barrels or half barrels, pickled..... "	10,632	1,322	12,674	1,468	126 74
29	Fish, fresh or dried, n.o.p., imported in barrels or half barrels..... "	567,206	32,067	557,291	30,321	5,572 91
30	Fish, all other, pickled or salted, in barrels..... "	82,937	3,686	39,606	2,785	396 06
31	Fish, prepared or preserved, n.o.p.... "	1,735,122	155,961	880,914	71,310	21,393 00
32	Fish, oil cod, n.o.p..... Galls.	664	342	664	342	76 95
33	Fish oil, cod liver..... "	8,929	9,197	8,903	9,147	2,058 19
34	Fish oil, seal..... "	20	11	20	11	2 47
35	Fish oil, whale and spermaceti..... "	1,965	1,297	1,952	1,275	286 88
36	Fish oil, other, n.o.p..... "	20,801	14,075	19,312	13,038	2,933 61
37	Other articles the produce of the fisheries, not specially provided for..... \$	34,101	33,559	8,389 75
Total, fish.....		1,383,683	862,401	154,062 04

SESSIONAL PAPER No. 11

Imported into Canada, &c.—Continued.

ENTERED FOR HOME CONSUMPTION.								
Preferential Tariff.			Treaty Rates.			Total.		
Quantity.	Value.	Duty.	Quantity	Value.	Duty.	Quantity	Value.	Duty Collected.
	\$	\$ cts.		\$	\$ cts.		\$	\$ cts.
30,038	1,464	150 19				30,403	1,495	153 84 1
1,004	72	5 02				3,760	352	32 58 2
8,000	384	40 00				14,010	1,033	100 10 3
						12,206	1,068	122 06 4
						600	12	6 00 5
54,177	6,676	1,168 42				85,582	9,984	2,160 82 6
						5,726	27,676	6,919 00 7
						251,779	321,548	25,177 90 8
						455,610	47,318	13,668 30 9
2,400	192	72 00				17,284	6,514	816 20 10
						1,168	405	58 40 11
50	6	1 05				26,554	2,494	747 45 12
						502	6,707	1,676 75 13
6,000	917	160,48				7,630	1,179	239 08 14
						578	70	5 78 15
						6,032	363	60 32 16
230	15	1 15				754,850	9,937	7,547 35 17
						8,625	1,608	86 25 18
17,889	1,177	206 00				25,730	2,001	453 20 19
1,053	115	5 27				21,737	1,780	212 11 20
29,274	1,782	146 37				51,784	3,594	371 47 21
108	5	3 78				6,121	475	364 56 22
17,888	1,309	447 20	24,312	4,116	972 48	82,088	8,575	3,214 64 23
38,162	2,380	763 24	282,873	14,645	5,657 46	352,573	19,781	7,524 53 24
720,089	29,096	9,001 11	3,530,405	209,220	70,608 10	4,606,370	259,906	88,506 12 25
	793	158 60		4,919	1,475 70		8,725	2,688 85 26
1,742	228	8 72				155,077	12,152	1,542 07 27
						12,674	1,468	126 74 28
16,252	2,076	81 27				573,543	32,397	5,654 18 29
10,109	290	50 54				49,715	3,075	446 60 30
881,262	84,600	14,805 51				1,762,176	155,910	36,198 51 31
						664	342	76 95 32
76	121	15 13				8,979	9,268	2,073 32 33
						20	11	2 47 34
13	22	2 76				1,965	1,297	289 64 35
4	3	0 38				19,316	13,041	2,933 99 36
	533	79 95					34,092	8,469 70 37
	165,795	30,108 90		232,900	78,713 74		1,261,096	262,884 68

3 GEORGE V., A. 1913

No. 14.—SUMMARY STATEMENT of Foreign Merchandise

ARTICLES.	TOTAL IMPORTS.				
	Quantity	Value.	General Tariff.		
			Quantity	Value.	Duty.
DUTIABLE GOODS— <i>Con.</i>		\$		\$	\$ cts.
Flax, hemp and jute, manufactures of, viz.—					
1 Bags or sacks of hemp, linen or jute... \$		292,693		84,209	16,841 80
2 Canvas of hemp or flax, for ships' sails \$		16,751		16,751	837 55
3 Carpeting, rugs, matting and mats of hemp or jute..... \$		72,649		11,517	2,879 25
4 Embroideries and lace of linen, white and cream coloured..... \$		7,699		2,226	445 20
5 Sail twine of flax or hemp to be used for boats' and ships' sails..... Lbs.	16,242	3,221	16,242	3,221	161 05
6 Uncoloured damask of linen, in the piece, stair linen, diaper, doylies, tray cloths, uncoloured table cloths, or napkins of linen, quilts, counterpanes, pillow cases of linen and sheets \$		1,062,905		200,235	60,070 50
7 Handkerchiefs..... \$		250,741		4,987	1,745 45
8 Horse clothing of jute, shaped or otherwise manufactured..... \$		5,498		5,249	1,574 70
9 Towels..... \$		219,253		11,343	3,402 90
10 Fabrics, brown or bleached..... Yds.	1,004,002	125,138	68,110	8,153	2,039 50
11 Fabrics of flax, unbleached, n.o.p..... "	3,471,374	279,536	226,138	18,258	4,564 50
12 Tailors' hollands of linen and towelling in the web..... "	2,528,015	182,411	41,697	4,403	1,100 75
13 Linen clothing, n.o.p..... \$		18,805		13,735	4,807 25
14 Linen blouses and shirt waists..... \$		550		326	114 10
15 Linen thread, n.o.p..... Lbs	336,511	231,169	11,233	7,877	1,969 25
16 Shirts of linen..... Doz.	452	3,696	214	1,866	653 10
17 Tapestry, jute..... \$		273			
18 Jute cloth, uncoloured, not further finished than cropped, bleached, mangled or calendered..... Yds.	32,019,439	1,219,620	1,382,129	66,109	6,610 90
19 Fabrics of flax, printed, dyed or coloured, n.o.p..... "	323,824	32,832	14,735	2,209	717 95
20 Other manufactures of hemp, or flax, or of which hemp or flax is the component material of chief value, n.o.p. \$		40,556		26,359	9,225 65
21 Manufactures of jute, n.o.p..... \$		259,138		24,348	6,087 00
Total, flax, hemp and jute.....		4,325,134		513,386	125,848 35
22 Foundry facings of all kinds..... \$		20,612		19,384	4,846 00
Fruits, including nuts, viz:—					
23 Dried apples..... Lbs.	257,977	27,449	279,688	29,887	7,471 75
24 Currants..... "	13,015,701	697,275	12,756,897	684,395	85,046 04
25 Dates..... "	3,118,558	173,665	3,260,954	175,227	17,935 18
26 Figs..... "	5,218,214	229,238	5,500,731	240,052	30,254 08
27 Prunes and plums unpitted..... "	13,522,373	896,870	12,950,053	860,405	86,333 84
28 Raisins..... "	24,329,146	1,560,718	23,846,500	1,526,238	158,976 74
29 All other, dried fruits, n.o.p..... "	4,136,715	358,055	4,130,756	362,438	90,609 50
30 Almonds, shelled..... "	930,730	231,782	62,450	14,754	2,498 00
31 Almonds, not shelled..... "	1,042,772	105,370	1,010,348	103,034	20,206 96
32 Brazil nuts, not shelled..... "	369,641	38,683	382,407	39,623	7,648 14
33 Pecans, not shelled and shelled peanuts n.o.p..... "	4,184,167	224,932	4,074,170	225,487	81,483 40
34 Walnuts, not shelled..... "	1,584,480	160,743	1,559,266	158,486	31,185 32
35 All other nuts, n.o.p., not shelled..... "	6,424,550	366,302	6,443,501	360,248	128,870 02
36 All other nuts, shelled..... "	2,425,345	524,172	317,914	70,248	12,716 56

SESSIONAL PAPER No. 11

Imported into Canada, &c.—Continued.

ENTERED FOR HOME CONSUMPTION.

Preferential Tariff.			Treaty Rates.			Total.		
Quantity.	Value.	Duty.	Quantity	Value.	Duty.	Quantity	Value.	Duty Collected.
	\$	\$ cts.		\$	\$ cts.		\$	\$ cts.
.....	204,843	30,726 45	289,052	47,568 25 1
.....	16,751	837 55 2
.....	48,259	8,445 44	11,919	2,681 80	71,695	14,006 49 3
.....	4,076	509 54	1,397	244 51	7,699	1,199 25 4
.....	16,242	3,221 161 05 5
.....	855,878	171,175 60	1,056,113	231,246 10 6
.....	213,848	53,462 00	23,511	7,641 20	242,346	62,848 65 7
.....	249	49 80	5,498	1,624 50 8
.....	203,884	40,776 80	215,227	44,179 70 9
931,035	115,562	20,224 04	999,145	22,263 54 10
3,268,458	263,890	39,583 50	3,494,596	44,148 00 11
2,692,511	178,553	31,247 67	2,734,208	182,956	32,348 42 12
.....	3,858	964 50	1,557	506 04	19,150	6,277 79 13
.....	224	56 00	550	170 10 14
320,198	220,169	38,529 47	5,180	3,123	702 66	336,611	231,169	41,201 38 15
177	1,515	378 75	3	29	9 42	394	3,410	1,041 27 16
.....	273	40 95	273	40 95 17
30,521,144	1,149,593	86,219 43	31,903,273	1,215,702	92,830 33 18
310,242	30,682	7,670 50	324,977	32,891	8,388 45 19
.....	13,897	3,474 25	40,256	12,699 90 20
.....	236,687	35,503 05	261,035	41,590 05 21
.....	3,745,940	569,037 74	41,536	11,785 63	4,300,862	706,671 72
.....	1,228	184 20	20,612	5,030 20 22
.....
.....	279,688	29,887 7,471 75 23
.....	12,756,897	684,395 85,046 04 24
.....	3,260,954	175,227 17,935 18 25
642	77	2 58	5,501,373	240,129 30,256 66 26
.....	12,950,053	860,405 86,333 84 27
10,750	327	57 23	23,846,500	1,526,233 158,976 74 28
19,511	5,500	585 33	848,116	209,569	28,270 40	4,141,506	362,765 90,666 73 29
2,122	565	37 14	930,077	229,823 31,353 73 30
.....	1,012,470	103,599 20,244 10 31
.....	382,407	39,623 7,648 14 32
.....	4,074,170	225,487 81,483 40 33
15,155	963	265 21	1,559,266	158,486 31,185 32 34
26,148	3,914	784 44	1,963,451	438,762	65,448 20	6,458,656	361,211 129,135 23 35
.....	2,307,513	512,924 78,949 20 36

3 GEORGE V., A. 1913

No. 14.—SUMMARY STATEMENT of Foreign Merchandise

ARTICLES.		TOTAL IMPORTS.		General Tariff.		
		Quantity	Value.	Quantity	Value.	Duty.
DUTIABLE GOODS— <i>Con.</i>			\$		\$	\$ cts.
Fruits, including nuts— <i>Con.</i>						
1	Green apples..... Brls.	195,793	684,589	195,069	681,086	78,027 60
2	Blackberries, gooseberries, raspberries and strawberries, n.o.p..... Lbs.	3,005,836	340,419	3,000,833	339,844	60,016 66
3	Cherries..... “	514,423	67,101	514,154	67,034	10,283 08
4	Cranberries..... Bush.	31,924	99,395	31,903	99,353	24,838 25
5	Currants..... Lbs.	1,960	211	1,960	211	39 20
6	Grapes..... “	6,310,577	356,114	6,302,979	355,524	126,059 58
7	Peaches..... “	8,973,310	300,052	8,970,646	299,913	89,706 46
8	Plums..... Bush.	97,293	240,051	97,246	239,916	29,173 80
9	Quinces, apricots, pears and nectarines, n.o.p..... Lbs.	8,973,426	295,404	8,964,080	294,927	44,820 51
10	All other, n.o.p..... \$		28,384		27,957	6,989 25
11	Fruits in air-tight cans or other air- tight packages..... Lbs.	9,353,099	568,361	5,372,696	313,308	120,885 84
12	Fruits, preserved in brandy or pre- served in other spirits, and contain- ing not more than 40 p.c. of proof spirits, &c..... Galls.	263	928	307	1,066	533 00
13	Fruits, preserved in brandy, &c., &c., containing more than 40 p.c. of proof spirits..... “	15	98	15	98	65 40
Total, fruits and nuts.....			8,576,361		7,570,759	1,352,674 16
14	Furniture, house, office, cabinet or store furniture of wood, iron or other mate- rial, in parts or finished..... \$		1,755,513		1,539,837	461,951 10
Furs and manufactures of, viz.:—						
15	Fur skins wholly or partially dressed, n.o.p..... \$		1,007,628		830,644	124,596 60
16	Caps, hats, muffs, tippets, capes, coats and cloaks of fur and other manufac- tures of fur, n.o.p..... \$		539,824		252,250	75,675 00
Total, furs and manufactures of.....			1,547,452		1,082,894	200,271 60
17	Fuses, non-metallic..... \$		124,475		8,140	1,628 00
Glass and manufactures of—						
18	Glass carboys or demijohns, bottles, decanter, flasks, jars and phials... \$		468,987		399,680	129,898 39
19	Glass balls, and cut, pressed or moul- ded, crystal glass tableware, blown glass tableware, and other cut glass ware..... \$		537,764		512,823	166,671 12
20	Lamp chimneys, glass shades or globes..... \$		325,560		320,790	104,257 26
21	Ornamental figured and enamelled col- oured glass and memorial or other ornamental window glass, n.o.p..... \$		49,052		9,288	2,322 00
22	Painted or vitrified, chipped, figured, enamelled and obscured white glassSq. ft.	232,674	15,851	44,367	3,271	817 75
23	Common and colourless window glass “	45,704,864	1,111,466	33,320,556	776,794	97,100 39
24	Plain, coloured, opaque, stained or tinted or muffled glass in sheets.... “	2,094,556	149,058	1,054,568	76,558	19,139 50

SESSIONAL PAPER No. 11

Imported into Canada, &c.—*Continued.*

ENTERED FOR HOME CONSUMPTION.								
Preferential Tariff.			Treaty Rates.			Total.		
Quantity.	Value.	Duty.	Quantity	Value.	Duty.	Quantity	Value.	Duty Collected.
	\$	\$ cts.		\$	\$ cts.		\$	\$ cts.
.....					195,069	681,086	78,027 60 1
.....					3,000,833	339,844	60,016 66 2
.....					514,154	67,034	10,283 08 3
.....					31,903	99,353	24,838 25 4
.....					1,960	211	39 20 5
350	37	5 25			6,303,329	355,561	126,064 83 6
.....					8,970,646	299,913	89,706 46 7
.....					97,246	239,916	29,173 80 8
.....					8,964,080	294,927	44,820 51 9
.....	549	96 08	28,506	7,085 33 10
2,700,337	135,136	40,505 22	1,078,344	86,679	21,566 88	9,151,377	535,123	182,957 94 11
.....					307	1,066	533 00 12
.....					15	98	65 40 13
.....	147,068	42,338 48	735,010	115,285 48	8,452,837	1,510,298 12
.....				
.....	175,453	35,090 60	35,408	9,737 39	1,750,698	506,779 09 14
.....				
.....	145,603	14,560 30	976,247	139,156 90 15
.....	285,166	57,033 20	537,416	132,708 20 16
.....	430,769	71,593 50	1,513,663	271,865 10
.....				
.....	116,914	14,614 37	125,054	16,242 37 17
.....				
.....	78,925	15,785 00	478,605	145,683 39 18
.....				
.....	26,707	5,341 40	539,530	172,012 52 19
.....	2,120	424 00	322,910	104,681 26 20
.....				
.....	39,764	6,958 80	49,052	9,280 80 21
.....				
188,307	12,580	2,201 54			232,674	15,851	3,019 29 22
12,384,408	334,676	25,100 82			45,704,964	1,111,470	122,201 21 23
1,039,988	72,500	12,687 57			2,094,556	149,058	31,827 07 24

3 GEORGE V. A. 1913

No. 14.—SUMMARY STATEMENT of Foreign Merchandise

ARTICLES.	TOTAL IMPORTS.		General Tariff.		
	Quantity	Value.	Quantity	Value.	Duty.
DUTIABLE GOODS— <i>Con.</i>		\$		\$	\$ cts.
Glass and manufactures of— <i>Con.</i>					
1 Plate glass, not bevelled, in sheets or panes, not exceeding 7 sq. ft. each, n.o.p.....Sq. ft.	1,820,067	288,466	1,129,379	187,346	18,734 60
2 Plate glass, not bevelled, in sheets or panes exceeding 7 sq. ft. each, and not exceeding 25 sq. ft. each, n.o.p....	“ 1,115,979	199,466	45,062	7,903	2,173 44
3 Plate glass, n.o.p.....	“ 1,482,286	367,776	489,347	109,546	38,341 10
4 Plate glass, bevelled, n.o.p.....	“ 6,060	1,105	4,860	765	267 75
5 German looking glass (thin plate), unsilvered or for silvering.....	\$	110	110	22 00
6 Silvered glass, bevelled or not, framed or not framed.....	\$	105,120	63,154	22,103 90
7 Stained or ornamental glass windows.	\$	19,381	10,346	3,103 80
8 Glass in sheets and bent plate glass, n.o.p.....	\$	53,851	46,763	11,690 75
9 Articles of glass, not plate or sheet, designed to be cut or mounted, and manufactures of glass, n.o.p.....	\$	387,791	296,268	66,661 98
Total, glass and manufactures of.....	4,080,804	2,821,405	683,305 73
10 Gloves and mitts of all kinds.....	\$	1,877,986	717,288	251,050 80
Gold and Silver, manufactures of:—					
11 Gold, silver and aluminium leaf, Dutch or Schlag metal leaf.....	\$	65,409	57,941	15,934 39
12 Manufactures of gold and silver, n.o.p.....	\$	46,968	24,762	8,666 70
13 Electro-plated ware and gilt ware, n.o.p.....	\$	517 358	217,535	76,137 25
14 Sterling or other silverware, n.o.p....	\$	245,002	99,721	34,902 35
Total gold and silver manufactures of.....	874,737	399,959	135,640 69
15 Grease, axle.....	Lbs. 3,478,649	171,411	3,463,214	170,603	34,120 60
Gunpowder and other explosives, &c.—					
16 Gun, rifle, sporting & cannister powder	“ 114,559	64,362	81,109	47,205	2,433 27
17 Blasting and mining powder.....	“ 1,080,368	86,203	592,368	36,659	11,847 36
18 Giant powder, nitro, nitro-glycerine and other explosives, n.o.p.....	“ 965,716	174,249	659,319	80,868	16,483 01
19 Gun, rifle and pistol cartridges, or other ammunition, n.o.p.....	\$	1,123,247	286,723	86,016 90
20 Gun wads, percussion caps, primers and cartridge cases.....	\$	14,647	12,875	3,862 50
21 Gun or pistol covers or cases, game bags, loading tools, and cartridge belts of any material.....	\$	38,398	8,921	2,676 30
Total, gun powder and explosives.....	1,501,106	473,251	123,319 34

SESSIONAL PAPER No. 11

Imported into Canada, &c.—Continued.

ENTERED FOR HOME CONSUMPTION.								
Preferential Tariff.			Treaty Rates.			Total.		
Quantity.	Value.	Duty.	Quantity	Value.	Duty.	Quantity	Value.	Duty Collected.
	\$	\$ cts.		\$	\$ cts.		\$	\$ cts.
690,688	101,120	7,584 18	1,820,067	288,466	26,318 78 1
746,166	132,242	19,836 30	324,751	59,321	14,830 25	1,115,979	199,466	36,839 99 2
992,939	258,230	58,101 99	1,482,286	367,776	96,443 09 3
1,200	340	76 50	6,060	1,105	344 25 4
.....	110	22 00 5
.....	16,900	3,802 76	24,719	7,415 70	104,773	33,322 36 6
.....	9,035	1,807 00	19,381	4,910 80 7
.....	7,088	1,240 46	53,851	12,931 21 8
.....	30,705	4,605 75	61,339	12,267 80	388,312	83,535 53 9
.....	1,122,932	165,554 07	145,379	34,513 75	4,089,716	883,373 55
.....	535,064	120,390 68	640,953	192,285 90	1,893,305	563,727 38 10
.....	5,844	876 60	1,247	311 75	65,032	17,122 74 11
.....	20,555	4,625 01	1,651	495 30	46,968	13,787 01 12
.....	285,440	64,224 41	13,988	4,196 40	516,963	144,558 06 13
.....	139,629	31,416 99	5,031	1,509 30	244,381	67,828 64 14
.....	451,468	101,143 01	21,917	6,512 75	873,344	243,296 45
10,094	695	86 89	3,473,308	171,298	34,207 49 15
33,300	17,127	666 00	114,409	64,332	3,099 27 16
488,000	49,544	6,506 68	1,080,368	86,203	18,354 04 17
306,397	93,381	5,361 97	965,716	174,249	21,844 98 18
.....	836,211	167,242 20	1,122,934	253,259 10 19
.....	1,710	342 00	14,585	4,204 50 20
.....	29,477	5,895 40	38,398	8,571 70 21
.....	1,027,450	186,014 25	1,500,701	309,333 59

3 GEORGE V., A. 1913

No. 14.—SUMMARY STATEMENT of Foreign Merchandise

ARTICLES.		TOTAL IMPORTS.		General Tariff.		
		Quantity	Value.	Quantity	Value.	Duty.
DUTIABLE GOODS— <i>Con.</i>			\$		\$	\$ cts.
Gutta pereha and India-rubber, manufactures of—						
1	Boots and shoes.....	\$	47,803		40,667	10,166 75
2	Belting.....	\$	86,164		47,341	13,018 91
3	Clothing and clothing made water-proof with india-rubber.....	\$	677,410		35,426	12,399 10
4	Hose, including cotton or linen, lined with rubber.....	\$	104,353		100,546	35,191 10
5	Packing, mats and matting.....	\$	74,627		71,277	24,946 95
6	Tires of rubber for vehicles of all kinds	\$	908,924		738,377	258,431 95
7	Rubber cement and all manufactures of india-rubber and gutta-percha, n.o.p.....	\$	861,343		708,644	194,879 78
8	Rubber, hard, unfinished, in tubes, for the manufacture of fountain pens....	\$	7,177		7,177	717 70
Total, gutta-pereha and manufactures			2,767 801		1,749,455	549,752 24
Hair and manufactures of, not otherwise provided for—						
9	Braids, chains or cords.....	\$	585		379	132 65
10	Curled or dyed, n.o.p.....	Lbs.	104,678	55,154	97,113	46,884 9,376 80
11	Hair cloth of all kinds.....	\$	56,453		7,646	2,293 80
12	Other manufactures, of n.op.....	\$	92,571		68,419	23,946 65
Total, hair and manufactures of.....			204,763		123,328	35,749 90
Hats, caps and bonnets, n.o.p.—						
13	Beaver, silk or felt.....	\$	1,713,967		718,874	251,605 90
14	Straw, grass, chip or other material, n.o.p.....		2,069,517		1,092,103	382,236 05
15	Hat, cap and bonnet shapes, and hat and bonnet crowns.....	\$	96,976		52,054	18,218 90
Total, hats, caps, &c.....			3,880,460		1,863,031	652,060 85
16	Hay.....	Tons.	19,789	307,429	19,721	305,350 39,442 00
17	Honey, in the comb or otherwise, and imitations thereof.....	Lbs.	450,593	41,427	221,170	27,727 6,635 10
18	Hops.....	Lbs.	1,491,775	637,453	1,197,378	525,409 83,816 46
19	Ink, writing.....	\$	50,677		25,045	6,261 25
20	Ink, printing.....	\$	97,146		79,526	15,905 20
Total, inks.....			147,823		104,571	22,166 45
Iron and manufactures of, steel and manufactures of, or both combined—						
Agricultural implements, n.o.p., viz.:—						
21	Binding attachments.....	\$	26,327		26,327	4,607 28
22	Cultivators and weeders.....	No.	6,895	67,253	6,822	67,088 13,417 60
23	Drills, seed.....	"	7,042	349,618	7,040	349,266 69,853 20
24	Farm, road or field rollers.....	"	212	56,374	95	34,781 8,695 25
25	Forks, pronged.....	"	10,762	5,802	9,775	5,309 1,194 73
26	Harrows.....	"	11,763	143,546	11,759	143,507 28,701 40
27	Harvesters, self-binding.....	"	2,531	264,890	2,531	264,890 46,355 95
28	Hay loaders.....	"	796	39,643	796	39,643 9,910 75

SESSIONAL PAPER No. 11

Imported into Canada, &c.—Continued.

ENTERED FOR HOME CONSUMPTION.								
Preferential Tariff.			Treaty Rates.			Total.		
Quantity.	Value.	Duty.	Quantity	Value.	Duty.	Quantity	Value.	Duty Collected.
	\$	\$ cts.		\$	\$ cts.		\$	\$ cts.
.....	7,610	1,141 50	48,277	11,308 25 1
.....	36,089	7,217 80	83,430	20,236 71 2
.....	642,604	144,586 87	678,030	156,985 97 3
.....	4,732	1,064 79	105,278	36,255 89 4
.....	2,783	626 14	74,060	25,573 09 5
.....	152,503	34,313 45	890,880	292,745 40 6
.....	140,366	21,054 90	12,024	3,006 00	861,034	218,940 68 7
.....	7,177	717 70 8
.....	986,687	210,005 45	12,024	3,006 00	2,748,166	762,763 69
.....
.....	206	46 35	585	179 00 9
5,358	8,165	1,020 77	102,471	55,049	10,397 57 10
.....	48,588	9,717 60	56,234	12,011 40 11
.....	23,002	5,175 78	91,421	29,122 43 12
.....	79,961	15,960 50	203,289	51,710 40
.....
.....	998,040	224,560 63	1,716 914	476,166 53 13
.....	969,984	218,247 55	2,062,087	600,483 60 14
.....	46,706	10,509 07	98,760	28,727 97 15
.....	2,014,730	453,317 25	3,877,761	1,105,378 10
.....
.....	19,721	305,350	39,442 00 16
213,189	12,895	4,263 78	434,359	40,622	10,898 88 17
177,104	73,762	7,084 16	1,374,482	599,171	90,900 62 18
.....	21,371	3,205 65	4,261	958 77	50,677	10,425 67 19
.....	17,439	2,179 98	224	39 21	97,189	18,124 39 20
.....	38,810	5,385 63	4,485	997 98	147,866	28,550 06
.....
.....	26,327	4,607 28 21
72	115	14 37	6,894	67,203	13,431 97 22
2	233	29 13	7,042	349,499	69,882 33 23
117	21,593	3,238 95	212	56,374	11,934 20 24
987	493	73 95	10,762	5,802	1,263 68 25
4	39	4 88	11,763	143,546	28,706 28 26
.....	2,531	264,890	46,355 95 27
.....	796	39,643	9,910 75 28

3 GEORGE V., A. 1913

No. 14.—SUMMARY STATEMENT of Foreign Merchandise

ARTICLES.		TOTAL IMPORTS.		General Tariff.		
		Quantity	Value.	Quantity	Value.	Duty.
DUTIABLE GOODS— <i>Con.</i>			\$		\$	\$ cts.
Iron and steel— <i>Con.</i>						
Agricultural implements— <i>Con.</i>						
1	Hay tedders..... No.	104	4,360	104	4,360	1,090 00
2	Hoes..... "	8,481	2,332	7,573	2,094	471 23
3	Horse rakes..... "	999	30,448	999	30,448	6,089 60
4	Knives, hay or straw..... "	13,226	2,311	12,269	2,057	462 84
5	Knives, edging..... "	24	93	24	93	20 93
6	Lawn mowers..... "	12,843	49,843	12,771	48,862	15,880 66
7	Manure spreaders..... "	349	27,594	349	27,594	5,518 80
8	Mowing machines..... "	2,116	79,539	2,116	79,539	13,919 52
9	Ploughs..... "	42,338	1,352,214	42,357	1,351,890	270,378 00
10	Post hole diggers..... "	3,929	4,378	3,929	4,378	1,094 50
11	Potato diggers..... "	866	17,083	841	16,754	4,188 50
12	Rakes, n.o.p..... "	15,425	3,761	15,425	3,761	846 38
13	Reapers..... "	1,380	75,455	1,380	75,455	13,204 65
14	Scythes..... Doz.	2,977	12,308	2,381	9,986	2,246 93
15	Sickles or reaping hooks..... "	297	843	38	118	26 57
16	Snaths..... "	19	81	19	81	20 25
17	Spades and shovels of iron or steel, n.o.p..... "	10,069	31,615	3,964	19,144	6,222 05
18	Spade and shovel blanks, and iron or steel cut to shape for the same.. "	3,382	5,774	14	42	13 65
19	Parts of agricultural implements paying 12½ p.c., 17½ p.c. and 17½ p.c..... \$		425,140		407,942	71,390 26
20	Parts of agricultural implements paying 12½ p.c., 17½ p.c. and 20 p.c. \$		1,057,680		1,057,730	211,546 00
21	All other agricultural implements, n.o.p..... \$		107,500		96,905	24,226 25
22	Anvils and vises..... \$		78,204		36,320	10,896 00
23	Cart or wagon skeins or boxes..... Lbs.	530,356	20,987	529,656	20,959	5,239 75
24	Springs, n.o.p., and parts thereof, of iron or steel, for railway, tramway or other vehicles..... Cwt.	12,701	63,042	12,386	62,314	21,809 90
25	Axles and axle parts, n.o.p., and axle blanks and parts thereof of iron or steel, for railway, tramway or other vehicles..... "	72,320	289,800	62,013	251,505	88,026 75
26	Bar iron or steel, rolled, whether in coils, bundles, rods or bars, comprising rounds, ovals, squares and flats, n.o.p..... "	2,104,505	2,948,486	1,797,490	2,437,570	629,121 50
27	Butts and hinges, n.o.p..... \$		109,322		107,100	32,130 00
28	Canada plates, Russia iron, terne plate and rolled sheets of iron or steel coated with zinc, spelter or other metal, of all widths or thicknesses, n.o.p..... Cwt.	90,195	213,229	90,195	213,229	10,661 45
29	Castings, iron or steel, n.o.p..... \$		1,102,096		1,015,548	279,278 29
30	Cast iron pipe of every description ... Cwt.	416,449	490,944	64,916	98,906	25,966 40
31	Cast scrap iron..... Tons.	35,718	422,925	25,440	302,579	63,600 00
32	Chains, coil chain, chain links and chain shackles, of iron or steel 5-16 of an inch in diameter and over..... Cwt.	65,634	159,288	31,207	88,195	8,819 50
33	Chains, n.o.p..... \$		113,425		80,283	24,084 90
34	Tacks, shoe..... Lbs.	32,608	2,986	31,743	2,918	1,021 30
35	Nails, brads, spikes and tacks of all kinds, n.o.p..... "	1,405,055	47,277	1,380,826	45,514	15,929 90
36	Engines, &c.—Locomotives for railways..... No.	152	495,195	144	415,195	145,318 25

SESSIONAL PAPER No. 11

Imported into Canada, &c.—Continued.

ENTERED FOR HOME CONSUMPTION.

Preferential Tariff.			Treaty Rates.			Total.		
Quantity.	Value.	Duty.	Quantity	Value.	Duty.	Quantity	Value.	Duty Collected.
	\$	\$ cts.		\$	\$ cts.		\$	\$ cts.
908	238	35 70				104	4,360	1,090 00 1
						8,481	2,332	506 93 2
957	254	38 10				999	30,448	6,089 60 3
						13,226	2,311	500 94 4
72	981	196 20				24	93	20 93 5
						12,843	49,843	16,076 86 6
						349	27,594	5,518 80 7
						2,116	79,539	13,919 52 8
13	433	54 13				42,370	1,352,323	270,432 13 9
						3,929	4,378	1,094 50 10
25	329	49 35				866	17,083	4,237 85 11
						15,425	3,761	846 38 12
596	2,322	348 30				1,380	75,455	13,204 65 13
259	725	108 75				2,977	12,308	2,595 23 14
						297	843	135 32 15
						19	81	20 25 16
6,162	12,861	2,572 20				10,126	32,005	8,794 25 17
3,368	5,732	1,146 40				3,382	5,774	1,160 05 18
	642	80 25					408,584	71,470 51 19
	50	6 25					1,057,780	211,552 25 20
	10,595	1,569 25					107,500	25,815 50 21
	41,834	8,366 80		50	13 75		78,204	19,276 55 22
700	28	5 60				530,356	20,987	5,245 35 23
144	533	119 93				12,530	62,847	21,929 83 24
9,763	31,580	7,105 54				71,776	283,085	95,132 29 25
306,776	510,070	65,191 28				2,104,266	2,947,640	694,312 78 26
	1,439	287 80					108,539	32,417 80 27
						90,195	213,229	10,661 45 28
	73,949	11,092 35					1,089,497	290,370 64 29
351,533	392,038	105,459 90				416,449	490,944	131,426 30 30
9,391	103,575	14,086 50				34,831	406,154	77,686 50 31
26,761	69,425	3,471 25				57,968	157,620	12,290 75 32
	32,020	6,404 00		82	22 55		112,385	30,511 45 33
845	65	13 00				32,588	2,983	1,034 30 34
22,949	1,706	340 00				1,403,775	47,214	16,269 90 35
						144	415,195	145,318 25 36

3 GEORGE V., A. 1913

No. 14.—SUMMARY STATEMENT of Foreign Merchandise

ARTICLES.		TOTAL IMPORTS.		General Tariff.		
		Quantity	Value.	Quantity	Value.	Duty.
DUTIABLE GOODS—Con.			\$		\$	\$ cts.
Iron and steel—Con.						
Engines—Con.						
1	Locomotive parts.....	\$	69,276		69,276	24,246
2	Motor cars for railways and tramways.....	No.	49 101,182	45 90,004		31,501 40
3	Engines, fire.....	"	22 21,139	22 21,139		7,398 65
4	Engines, gasoline.....	"	15,439 2,207,496	14,201 1,950,320		536,339 53
5	Engines, steam.....	"	322 276,156	307 230,126		63,284 76
6	Boilers, steam.....	"	631 236,308	490 165,362		45,474 71
7	Boilers, n.o.p.....	"	3,217 247,645	2,642 168,844		46,432 34
8	Fire extinguishing machines, including sprinklers for fire protection.....	\$	97,422		89,644	31,375 40
9	Fittings, iron or steel, for iron or steel pipe of every description.....	Lbs.	11,609,627 689,205	11,302,663 669,427		200,828 10
10	Flat eye bar blanks, not punched nor drilled, for use exclusively in the manufacture of bridges, or of steel structural work, or in ear construction.....	Tons.	15 649	15 649		45 00
11	Ferro-silicon, spiegeleisen and ferro-manganese.....	"	18,591 436,849	374 15,610		935 00
12	Forgings of iron or steel, of whatever shape or size, or in whatever stage of manufacture, n.o.p., and steel shafting, turned, compressed or polished, and hammered, drawn or cold rolled iron or steel bars or shapes, n.o.p....	Lbs.	2,659,775 158,317	2,544,581 150,709		45,212 70
13	Hardware, viz.:—Builders', cabinet-makers', upholsterers', harness-makers', saddlers' and carriage hardware, including currycombs, n.o.p.....		720,101	624,130		187,239 00
14	Horse, mule and ox shoes.....	\$	21,449	21,326		6,397 80
15	Iron or steel billets, weighing not less than 60 lbs. per lineal yard.....	Cwt.	1,694,767 1,572,614	1,693,134 1,569,761		211,641 81
16	Iron or steel ingots, cogged ingots, blooms, slabs, puddled bars, and loops or other forms, n.o.p., less finished than iron or steel bars, but more advanced than pig iron, except castings.....	"	52,163 52,063	52,163 52,063		6,520 31
17	Iron or steel bridges or parts thereof, iron or steel structural work, columns, shapes or sections, drilled, punched, or in any further stage of manufacture than as rolled or cast, n.o.p.....	"	268,396 651,244	201,498 476,294		166,702 90
18	Iron in pig.....	Tons	199,412 2,469,760	122,513 1,516,611		306,282 50
19	Iron in pig, charcoal.....	"	905 10,768	54 618		135 00
20	Locks of all kinds.....	\$	478,480	456,436		136,930 80
Machines, machinery, &c.—						
21	Automobiles and motor vehicles of all kinds.....	No.	6,062 6,551,345	5,673 6,106,211		2,137,173 85
22	Automobile and motor vehicles, parts of.....	\$	879,471	852,715		298,450 25
23	Fanning mills.....	No.	3,648 52,230	3,648 52,230		13,057 50
24	Grain crushers.....	"	78 1,419	78 1,419		354 75
25	Windmills and complete parts thereof.....	"	1,643 47,436	1,643 47,436		9,487 20

SESSIONAL PAPER No. 11

Imported into Canada, &c.—Continued.

ENTERED FOR HOME CONSUMPTION.								
Preferential Tariff.			Treaty Rates.			Total.		
Quantity.	Value.	Duty.	Quantity	Value.	Duty.	Quantity	Value.	Duty Collected.
	\$	\$ cts.		\$	\$ cts.		\$	\$ cts.
.....			69,276	24,246 60 1
4	11,178	2,515 05			49	101,182	34,016 45 2
.....					22	21,139	7,398 65 3
357	189,154	28,373 10			11,558	2,139,474	564,712 63 4
18	46,754	7,013 10			325	276,880	70,297 86 5
141	70,946	10,641 90			631	236,308	56,116 61 6
575	78,801	11,820 15			3,217	247,645	58,252 49 7
.....	7,778	1,750 07	97,422	33,125 47 8
305,662	19,281	3,856 20			11,608,325	688,708	204,684 30 9
.....					15	649	45 00 10
17,900	428,160	26,850 00			18,274	443,770	27,785 00 11
.....				
108,594	5,319	1,063 80			2,653,175	156,028	46,276 50 12
.....	77,387	15,477 40	701,517	202,716 40 13
.....	123	24 60	21,449	6,422 40 14
23,913	23,904	1,793 49			1,717,047	1,593,665	213,435 30 15
.....				
.....					52,163	52,063	6,520 31 16
.....				
66,898	174,950	39,363 76			268,396	651,244	206,066 66 17
78,545	979,248	117,817 50			201,058	2,495,859	424,100 00 18
.....					54	618	135 00 19
.....	22,684	4,536 80	508	139 72	479,628	141,607 32 20
.....				
286	293,036	65,933 27	63	111,868	33,560 40	6,022	6,511,115	2,236,667 52 21
.....	15,060	3,388,56	8,935	2,680 50	876,710	304,519 31 22
.....					3,648	52,230	13,057 50 23
.....					78	1,419	354 75 24
.....					1,643	47,436	9,487 20 25

3 GEORGE V., A. 1913

No. 14.—SUMMARY STATEMENT of Foreign Merchandise

ARTICLES.		TOTAL IMPORTS.		General Tariff.		
		Quantity	Value.			
				Quantity	Value.	Quantity
DUTIABLE GOODS— <i>Con.</i>			\$		\$	\$ cts.
Iron and steel— <i>Con.</i>						
Machines, machinery, &c.— <i>Con.</i>						
1	Ore crushers and rock crushers, stamp mills, Cornish and belted rolls, rock drills, air compressors, cranes, derricks and percussion coal cutters.....	\$	256,539		223,860	61,561 56
Portable machines—						
2	Fodder or feed cutters.....	No. 453	4,521	453	4,521	1,130 25
3	Horse powers, for farm purposes....	" 13	2,019	13	2,019	403 80
4	Portable engines with boilers in combination, and traction engines, for farm purposes.....	" 3,831	6,043,723	3,831	6,021,052	1,204,210 40
5	Portable saw-mills and planing mills	" 3	626	3	626	172 15
6	Steam shovels.....	" 32	183,034	32	183,034	50,334 36
7	Threshing machine separators.....	" 2,857	1,403,713	2,866	1,404,455	280,891 00
8	Threshing machine separators, parts of, including wind stackers, baggers, weighers and self-feeders therefor and finished parts thereof for repairs, when imported separately.....	\$	660,206		660,902	132,180 40
9	All other portable machines, n.o.p., and parts.....	\$	40,687		40,580	11,159 69
10	Sewing machines.....	No. 15,489	333,411	14,715	316,580	94,974 00
11	Sewing machines, parts of.....	\$	128,572		116,473	34,941 90
12	Machines, typewriting.....	\$ 16,780	974,942	16,667	966,603	241,650 75
13	Machines, type-casting and typesetting and parts thereof, adapted for use in printing offices.....	"	337,856		309,084	61,816 80
14	Machines specially designed for ruling, folding, binding, embossing, creasing or cutting paper or cardboard, when for use exclusively by printers, bookbinders and by manufacturers of articles made from paper or cardboard, including parts thereof, composed wholly or in part of iron, steel, brass or wood.....	"	309,722		301,441	30,144 10
15	Lithographic presses and type-making accessories therefor.....	\$	105,925		105,675	10,567 50
16	Printing presses.....	\$	502,330		476,877	47,687 70
17	Machinery of a class or kind not made in Canada and parts thereof adapted for carding, spinning, weaving, braiding or knitting fibrous material, when imported by manufacturers for such purposes.....	\$	813,935		811,310	81,131 00
18	All machinery, composed wholly or in part of iron, or steel, n.o.p., and iron or steel castings and iron or steel integral parts of all machinery specified in tariff item 453.....	\$	15,389,799		13,776,877	3,788,647 28
19	Machines, washing.....	No. 7,141	56,036	6,971	53,328	14,665 62
20	Nails and spikes, composition and sheathing nails.....	Lbs. 264,986	8,981	256,553	7,896	1,184 40
21	Nails and spikes, cut (ordinary builders').....	Cwt. 9,692	16,682	9,668	16,627	4,834 00
22	Railway spikes.....	" 99,820	160,394	99,299	159,300	49,649 50
23	Nails, wire, of all kinds, n.o.p.....	" 17,493	54,916	17,494	54,903	10,496 40

SESSIONAL PAPER No. 11

Imported into Canada, &c.—Continued.

ENTERED FOR HOME CONSUMPTION.								
Preferential Tariff.			Treaty Rates.			Total.		
Quantity.	Value.	Duty.	Quantity	Value.	Duty.	Quantity	Value.	Duty Collected.
	\$	\$ cts.		\$	\$ cts.		\$	\$ cts.
.....	32,729	4,909 35	256,589	66,470 91 1
.....					453	4,521	1,130 25 2
.....					13	2,019	403 80 3
26	42,908	6,436 20			3,857	6,063,960	1,210,646 60 4
.....					3	626	172 15 5
.....					32	183,034	50,334 36 6
.....					2,866	1,404,455	280,891 00 7
.....	189	28 35	661,091	132,208 75 8
.....	107	16 05	40,687	11,175 74 9
907	17,480	3,496 00			15,622	334,060	98,470 00 10
.....	11,744	2,348 80	128,217	37,290 70 11
6	261	45 69			16,673	966,864	241,696 44 12
.....			309,084	61,816 80 13
.....				
.....	8,281	414 05	309,722	30,558 15 14
.....	250	12 50	105,925	10,580 00 15
.....	24,766	1,238 30	501,643	48,926 00 16
.....				
.....			811,310	81,131 00 17
.....				
.....	1,586,985	238,047 75	15,363,862	4,026,695 03 18
90	1,375	206 25			7,061	54,703	14,871 87 19
9,253	1,278	127 80			265,806	9,174	1,312 20 20
24	55	7 20			9,692	16,682	4,841 20 21
521	1,094	156 30			99,820	160,394	49,805 80 22
2	7	0 80			17,496	54,915	10,497 20 23

3 GEORGE V., A. 1913

No. 14.—SUMMARY STATEMENT of Foreign Merchandise

ARTICLES.		TOTAL IMPORTS.		General Tariff.		
		Quantity	Value.	Quantity	Value.	Duty.
DUTIABLE GOODS— <i>Con.</i>			\$		\$	\$ cts.
1	Iron and steel— <i>Con</i>					
1	Pumps, hand, n.o.p..... No.	27,869	116,462	27,852	116,167	34,850 10
2	Iron and steel railway bars or rails of any form, punched or not, n.o.p., for railways, which term for the purposes of this item shall include all kinds of railways, street railways and tramways, even although they are used for private purposes only; and even although they are not used or intended to be used in connection with the business of common carrying goods or passengers..... Tons.	92,103	2,452,133	90,088	2,406,089	630,616 00
3	Iron or steel railway bars or rails, which have been in use in the tracks of railways in Canada, and which have been exported from Canada and returned thereto after having been re-rolled, and weighing not less than 56 lbs. per lineal yard when re-rolled, and which are to be used by the railway company importing them on their own tracks..... "	6	2	6	2	0 50
4	Railway fish-plates..... "	3,089	131,630	3,006	128,712	24,048 00
5	Railway tie-plates..... "	441	16,164	441	16,164	3,528 00
6	Rolled iron or steel angles, tees, beams channels, girders and other rolled shapes or sections, not punched, drilled or further manufactured than rolled, n.o.p..... Cwt.	1,270,795	1,635,857	1,103,971	1,435,981	386,389 85
7	Rolled iron or steel beams, channels, angles, and other rolled shapes of iron or steel, not punched, drilled or further manufactured than rolled, weighing not less than 35 lbs. per lineal yard, not being square, flat, oval or round shapes, and not being railway bars or rails..... "	2,957,550	3,625,107	2,758,726	3,390,611	413,808 88
8	Rolled iron or steel hoop, band, scroll or strip, 12 inches or less in width, No. 13 gauge and thicker, n.o.p..... "	130,646	197,354	113,269	168,284	39,644 14
9	Rolled iron or steel hoop, band scroll or strip, No. 14 gauge and thinner, galvanized or coated with other metal or not, n.o.p..... "	281,198	570,032	281,187	569,989	28,499 45
10	Rolled iron or steel sheets or plates, sheared or unsheared, and skelp iron or steel, sheared or rolled in grooves, n.o.p..... "	481,799	680,794	446,421	626,334	156,247 35
11	Rolled iron or steel plates, not less than 30 inches in width and not less than $\frac{1}{4}$ inch in thickness, n.o.p..... "	751,307	969,881	698,066	896,576	104,709 89
12	Rolled iron or steel sheets, polished or not, No 14 gauge and thinner, n.o.p..... "	538,070	1,231,336	538,010	1,231,134	61,556 70
13	Rolls of chilled iron or steel..... "	1,317	4,394	1,222	4,177	1,253 10
14	Sad or smoothing hatters' and tailors' irons not plated..... \$		10,650		10,246	3,073 80
15	Safes, doors for safes and vaults..... \$		208,471		208,432	62,529 60

SESSIONAL PAPER No. 11

Imported into Canada, &c.—*Continued.*

ENTERED FOR HOME CONSUMPTION.								
Preferential Tariff.			Treaty Rates.			Total.		
Quantity.	Value.	Duty.	Quantity	Value.	Duty.	Quantity	Value.	Duty Collected.
	\$	\$ cts.		\$	\$ cts.		\$	\$ cts.
57	366	73 20	27,909	116,533	34,923 30 1
1,038	23,227	4,671 00	91,126	2,429 316	635,287 00 2
39	1,724	195 00	6 3,045 441	2 130,436 16,164	0 50 3 24,243 00 4 3,528 00 5
166,824	199,876	35,450 01	1,270,795	1,635,857	421,839 86 6
198,815	234,496	19,881 52	2,957,541	3,625,107	433,690 40 7
17,377	29,070	3,692 57	130,646	197,354	43,336 71 8
.....	281,187	569,989	28,499 45 9
35,378	54,460	7,518 08	481,799	680,794	163,765 43 10
53,241	73,305	5,324 20	751,307	969,881	110,034 09 11
95	217	43 40	538,010 1,317	1,231,134 4,394	61,556 70 12 1,296,50 13
.....	398	79,60	10,644	3,153 40 14
.....	39	7 80	208,471	62,537 40 15

3 GEORGE V., A. 1913

No. 14.—SUMMARY STATEMENT of Foreign Merchandise

ARTICLES.		TOTAL IMPORTS.				
		Quantity	Value.	General Tariff.		
				Quantity	Value.	Duty.
DUTIABLE GOODS—Con.			\$		\$	\$ cts.
Iron and steel—Con.						
1	Screws iron and steel, commonly called "wood screws," n.o.p., including lag or coach screws, plated or not, and machine or other screws, n.o.p.....Gross	380,929	57,279	373,030	54,009	18,903 15
2	Scales, balances, weighing beams and strength testing machines of all kinds.....\$		154,253		148,990	44,697 00
3	Shafting, round, steel, in bars not exceeding 2½ inches in diameter.....Cwt	54,531	102,704	51,175	96,273	24,068 25
4	Sheets or plates of steel, cold rolled, sheared edges, over 14 gauge, not less than 1½ inches wide, for manufacture of mower bars, hinges, type-writers, and sewing machines....."	11,149	24,041	11,099	23,925	2,392 50
5	Sheets, flat, of galvanized iron or steel....."	241,691	669,498	241,691	669,496	33,474 80
6	Sheets, iron or steel corrugated, galvanized....."	3,172	6,683	3,042	6,448	1,934 40
7	Sheets, iron or steel, corrugated, not galvanized....."	1,782	4,055	1,654	3,781	1,134 30
8	Skates, of all kinds, roller or other, and parts thereof.....Pairs.	142,791	72,575	142,788	72,561	25,396 35
9	Skelp iron or steel, sheared or rolled in grooves, imported by manufacturers of wrought iron or steel pipe, for use exclusively in the manufacture of wrought iron or steel pipe in their own factories.....Cwt	1,748,034	2,056,977	1,748,034	2,056,977	102,848 85
10	Steel billets, n.o.p....."	14,581	17,242	11,852	11,792	4,148 20
11	Stoves of all kinds, for coal, wood, oil, spirits or gas.....\$		783,803		774,588	193,647 00
12	Stove urns of metal, and dovetails, chaplets and hinge tubes of tin for use in the manufacture of stoves....\$		21,959		21,913	2,191 30
13	Switches, frogs, crossings and inter-sections for railways.....Cwt.	49,000	278,906	44,587	246,348	80,063 47
Tubing—						
14	Wrought or seamless tubing, iron or steel, plain or galvanized, threaded and coupled or not, over 4 inches in diameter, n.o.p.....\$		447,390		341,175	51,176 25
15	Wrought or seamless tubing, iron or steel, plain or galvanized, threaded and coupled or not, 4 inches or less in diameter, n.o.p.....\$		664,857		336,638	117,823 30
16	Seamless, steel tubing, valued at not less than 3½ cents per lb.....Cwt.	12,518	37,026	12,518	37,026	1,851 30
17	Rolled or drawn square tubing of iron or steel, adapted for use in the manufacture of agricultural implements.....\$		5,682		5,682	284,10
18	Iron or steel pipe or tubing, plain or galvanized, riveted, corrugated or otherwise specially manufactured, including lock joint pipe, n.o.p.....\$		441,483		223,284	66,985 20

SESSIONAL PAPER No. 11

Imported into Canada, &c.—*Continued.*

ENTERED FOR HOME CONSUMPTION.								
Preferential Tariff.			Treaty Rates.			Total.		
Quantity.	Value.	Duty.	Quantity	Value.	Duty.	Quantity	Value.	Duty Collected.
	\$	\$ cts.		\$	\$ cts.		\$	\$ cts.
6,999	2,274	511,73			380,029	56,283	19,414 88 1
.....	5,403	1,080 60	154,393	45,777 60 2
3,356	6,431	1,125 46			54,531	102,704	25,193 71 3
50	116	5 80			11,149	24,041	2,398 30 4
.....					241,691	669,496	33,474 80 5
130	235	47 00			3,172	6,683	1,981 40 6
128	274	54 80			1,782	4,055	1,189 10 7
3	14	3 15			142,791	72,575	25,399 50 8
.....					1,748,034	2,056,977	102,848 85 9
2,729	5,450	579 84			14,581	17,242	4,728 04 10
.....	8,290	1,243 50	782,878	194,890 50 11
.....	46	2 30	21,959	2,193 60 12
z 4,413	32,558	6,511 60			49,000	278,906	86,575 07 13
.....	57,869	5,786 90	399,044	56,963 15 14
.....	323,960	64,792 00	660,598	182,615 30 15
.....					12,518	37,026	1,851 30 16
.....			5,682	284 10 17
.....	218,217	43,643 40	441,501	110,628 60 18

3 GEORGE V., A. 1913

No. 14.—SUMMARY STATEMENT of Foreign Merchandise

ARTICLES.		TOTAL IMPORTS.		General Tariff.		
		Quantity	Value.	Quantity	Value.	Duty.
DUTIABLE GOODS— <i>Con.</i>			\$		\$	\$ cts.
Iron and steel— <i>Con.</i>						
Tubing— <i>Con.</i>						
1	Iron or steel pipe, not butt or lap welded, and wire bound wooden pipe, not less than thirty inches internal diameter, when for use exclusively in alluvial gold mining	\$	310		310	31 00
2	Ware—Agate, granite or enamelled iron or steel ware.....	\$	198,708		166,278	58,197 30
3	Ware—Iron or steel hollow-ware, plain black or coated, n.o.p., and nickel and aluminium kitchen or household hollow-ware, n.o.p.....	\$	129,469		120,207	36,062 10
4	Wire bale ties..... Bundles of 250 ties	19,803	10,203	19,803	10,203	3,060 90
5	Wire bound wooden pipe, n.o.p.....	\$	661		661	165 25
6	Wire cloth or wove wire and netting of iron or steel.....	Lbs. 2,492,643	153,973	1,648,360	98,322	29,496 60
7	Wire, crucible cast steel, valued at not less than 6 cents per lb.....	" 195,369	27,981	195,369	27,981	1,399 05
8	Wire screens, doors and windows.....	\$	30,188		16,645	4,993 50
9	Wire buckthorn strip, fencing, woven wire fencing and wire fencing of iron or steel, n.o.p., not to include woven wire or netting made from wire smaller than No. 14 gauge, not to include fencing of wire larger than No. 9 gauge.....	Lbs. 2,033,555	72,796	2,020,337	71,625	10,743 75
10	Wire, single or several, covered with cotton, linen, silk, rubber or other material including cable so covered.	" 5,984,321	662,931	4,227,707	440,420	132,126 00
11	Wire of iron and steel, all kinds, n.o.p.	\$ 11,479,805	288,197	11,044,096	275,841	55,168 20
12	Wire rope, stranded or twisted wire, clothes lines, picture or other twisted wire, and wire cable, n.o.p.....	Lbs. 7,616,327	518,180	1,472,059	103,945	25,986 25
13	Iron or steel nuts, rivets and bolts, with or without threads; nut, bolt and hinge blanks; and T and strap hinges of all kinds, n.o.p.....	Cwt. 68,015	246,531	58,647	224,284	100,056 25
14	Iron or steel scrap, wrought, being waste or refuse, including punchings, cuttings and clippings of iron or steel plates or sheets, having been in actual use; crop ends of tin plate bars, blooms and rails, the same not having been in actual use.....	" 870,869	547,942	837,841	522,971	41,892 05
15	Pen-knives, jack-knives and pocket-knives of all kinds.....	\$	88,577		30,830	9,249 00
16	Knives and forks of steel, plated or not, n.o.p.....	\$	222,751		52,904	15,871 20
17	All other cutlery, n.o.p.....	\$	749,751		419,385	125,815 50
18	Guns, rifles, including air guns and air rifles (not being toys), muskets, cannons, pistols, revolvers, or other fire-arms.....	\$	776,565		543,238	162,971 40
19	Bayonets, swords, fencing foils and masks.....	\$	18,911		8,842	2,652 60
20	Needles, of any material or kind, n.o.p.	\$	110,095		52,329	15,698 70
21	Steel, chrome steel.....	Cwt. 5,483	24,291	5,483	24,291	3,643 65

SESSIONAL PAPER No. 11

Imported into Canada, &c.—*Continued.*

ENTERED FOR HOME CONSUMPTION.								
Preferential Tariff.			Treaty Rates.			Total.		
Quantity.	Value.	Duty.	Quantity	Value.	Duty.	Quantity	Value.	Duty Collected.
	\$	\$ cts.		\$	\$ cts.		\$	\$ cts.
							310	31 00 1
	33,972	7,643 89					200,250	65,841 19 2
	9,109	1,821 80					129,316	37,883 90 3
						19,803	10,203	3,060 90 4
							661	165 25 5
844,283	55,651	11,130 20				2,492,643	153,973	40,626 80 6
	13,102	2,620 40		173	47 58	195,369	27,981	1,399 05 7
							29,920	7,661 48 8
13,318	1,186	118 60				2,033,655	72,811	10,862 35 9
1,755,508	222,403	44,480 60				5,983,215	662,823	176,606 60 10
435,661	12,349	1,852 35				11,479,757	288,190	57,020 55 11
6,003,396	401,113	70,194 93				7,475,455	505,058	96,181 18 12
9,344	22,057	9,214 30				67,991	246,341	109,270 55 13
33,028	24,971	825 69				870,869	547,942	42,717 74 14
	55,460	11,092 00		2,283	627 83		88,573	20,968 83 15
	167,591	33,518 20		2,165	595 40		222,660	49,984 80 16
	322,432	64,486 40		6,415	1,764 17		748,232	192,066 07 17
	232,484	46,496 80					775,722	209,468 20 18
	10,069	2,013 80					18,911	4,666 40 19
	57,625	11,525 00		100	27 50		110,054	27,251 20 20
						5,483	24,291	3,643 65 21

3 GEORGE V., A. 1913

No. 14.—SUMMARY STATEMENT of Foreign Merchandise

ARTICLES.		TOTAL IMPORTS.		General Tariff.			
		Quantity	Value.				
				Quantity	Value.	Duty.	
DUTIABLE GOODS—Con.			\$		\$	\$ cts.	
Iron and steel—Con.							
	Steel plate, universal mill or rolled edge plates of steel over 12 inches wide, imported by manufacturers of bridges or of structural work or in car construction.....	Cwt.	737,723	918,388	737,723	918,388	110,658 45
2	Steel, in bars or sheets, to be used exclusively in the manufacture of shovels, when imported by manufacturers of shovels.....	"	30,788	38,292	30,415	37,373	4,562 25
3	Rolled iron or steel, and cast steel in bars, bands, hoops, scroll or strip, sheet or plate, of any size, thickness or width, galvanized or coated with any material or not, and steel blanks for the manufacture of milling cutters, when of greater value than 3½ cents per lb.....	"	97,111	575,386	97,117	575,723	28,786 15
4	Steel balls adapted for use on bearings of machinery and vehicles.....	\$		17,087		17,087	1,708 70
5	Flat steel, cold rolled, not over ½ inch thick, for the manufacture of cups and cones for ball bearings.....	Cwt.	666	1,861	666	1,861	93 05
6	Steel wool.....	"	596	3,796	592	3,760	376 00
Tools and implements—							
7	Adzes, cleavers, hatchets, wedges, sledges, hammers, crowbars, cant-dogs and track tools; picks, mat-tocks and eyes or poles for the same.....	\$		76,275		69,593	20,877 90
8	Axes.....	Doz.	11,197	60,158	11,081	59,638	13,419 31
9	Saws.....	\$		102,376		99,255	29,776 50
10	Files and rasps, n.o.p.....	\$		112,441		86,147	25,844 10
11	Tools, hand, of all kinds, n.o.p.....	\$		768,685		727,629	218,288 70
12	Knife blades, or blanks, and table forks of iron or steel, in the rough, not handled, filed, ground or otherwise manufactured.....	\$		154		154	15 40
13	Manufactures, articles or wares of iron or steel, or of which iron or steel, (or either) are the component materials of chief value, n.o.p.....	\$		9,189,525		8,229,118	2,468,735 40
Total iron and steel.....			91,079,769		81,137,609		19,403,577 28
14	Ivory, manufactures of, n.o.p.....	\$		2,675		2,436	426 34
15	Jellies, jams and preserves, n.o.p., and condensed mince meat.....	Lbs.	6,073,954	523,427	326,046	40,496	10,596 79
16	Jewellery, n.o.p.....	\$		1,710,615		1,238,125	433,343 75
17	Knitted goods of every description, n.o.p.....	\$		34,449		13,458	4,710 30
18	Launches, pleasure, steam, gasoline or other motive power.....	No.	202	99,709	196	84,394	21,098 50

SESSIONAL PAPER No. 11

Imported into Canada, &c.—Continued.

ENTERED FOR HOME CONSUMPTION.								
Preferential Tariff.			Treaty Rates.			Total.		
Quantity.	Value.	Duty.	Quantity	Value.	Duty.	Quantity	Value.	Duty Collected.
	\$	\$ cts.		\$	\$ cts.		\$	\$ cts.
.....					737,723	918,388	110,658 45 1
373	919	37 30			30,788	38,292	4,599 55 2
.....					97,117	575,723	28,786 15 3
.....						17,087	1,708 70 4
4	36	1 80			666	1,861	93 05 5
.....					596	3,796	377 80 6
.....	6,482	1,296 40	76,075	22,174 30 7
97	425	63 75			11,178	60,063	13,483 06 8
.....	2,128	425 60	960	264 02	102,343	30,466 12 9
.....	23,898	4,779 60	2,550	701 26	112,595	31,324 96 10
.....	37,911	7,582 20	2,725	749 41	768,265	226,620 31 11
.....			154	15 40 12
.....	933,746	186,749 20	31,091	8,550 20	9,193,955	2,664,034 80 13
.....	9,414,597	1,553,535 52	169,905	49,744 29	90,722,111	21,006,857 09
.....	239	35 85	2,675	462 19 14
5,695,045	478,340	128,138 62			6,021,091	518,836	138,735 41 15
.....	326,826	73,537 20	146,312	43,893 60	1,711,263	550,774 55 16
.....	20,991	4,723 17	34,449	9,433 47 17
2	7,595	1,139 25			198	91,989	22,237 75 18

3 GEORGE V., A. 1913

No. 14.—SUMMARY STATEMENT of Foreign Merchandise

ARTICLES.		TOTAL IMPORTS.		General Tariff.		
		Quantity.	Value.	Quantity	Value.	Duty.
DUTIABLE GOODS— <i>Con.</i>			\$		\$	\$ cts.
Lead and manufactures of—						
1	Old, scrap, pig and block..... Cwt.	241,040	603,036	26,622	69,626	10,443 90
2	Bars and in sheets..... “	29,901	52,886	3,447	14,673	3,668 25
3	Pipe..... Lbs.	507,517	20,733	66,310	4,513	1,353 90
4	Shot and bullets..... “	15,894	1,863	2,262	790	237 00
5	Manufactures of, n.o.p..... \$	127,583	54,070	16,221 00
Total, lead and manufactures of.....		805,601	143,672	31,924 05
Leather, and manufactures of—						
6	Sole leather..... Lbs.	581,970	111,390	216,286	43,992	7,698 81
7	Leather, belting leather of all kinds.. “	420,143	173,783	22,621	10,342	1,551 30
8	Upper leather, not dressed, waxed or glazed..... “	4,487	2,226	4,073	2,169	325 35
9	Calf, kid, or goat, lamb and sheep skins, tanned..... “	242,315	103,251	55,812	31,283	4,692 45
10	Calf, kid, or goat, lamb and sheep skins, dressed, waxed or glazed.... “	1,075,324	623,282	687,233	474,196	71,129 40
11	Glove leathers, tanned or dressed, coloured or uncoloured, imported by glove manufacturers for use exclusively in their own factories in the manufacture of gloves..... “	1,122,433	610,104	1,108,473	594,808	59,480 80
12	Harness leather..... “	16,946	6,524	13,478	4,562	684 30
13	Tanners' scrap leather..... “	22,336	3,184	19,659	3,060	459 00
14	Upper leather, including dongola, cordovan, kangaroo, alligator and all leather, dressed, waxed or glazed, or further finished than tanned, n.o.p., and chamois skins..... “	298,888	258,223	243,638	200,089	30,013 35
15	Japanned, patent or enamelled leather and Morocco leather, and leather in imitation of Morocco leather..... “	127,876	110,268	125,660	108,126	27,031 50
16	Skins for Morocco leather, tanned but not further manufactured..... “	15,689	6,570	9,512	3,875	581 25
17	All other leather and skins, n.o.p..... “	185,573	93,484	176,665	87,974	13,196 10
18	All other leather, dressed, waxed or glazed, etc., n.o.p..... “	713,734	525,637	580,438	450,093	67,513 95
19	Boots and shoes, slippers and insoles of leather, n.o.p..... \$	2,791,832	2,413,271	723,981 30
20	Boots and shoes, pegged or wire fastened, with unstitched soles, close edged..... \$	69,568	41,601	10,400 25
21	Harness and saddlery, including horse boots..... \$	251,982	200,568	60,170 40
22	Leather belting..... \$	128,582	109,995	24,749 36
23	All other manufactures of leather and raw hide, n.o.p..... \$	539,021	476,399	119,099 75
Total, leather.....		6,408,911	5,256,403	1,222,758 62
24	Lime..... Brls.	230,013	162,593	229,565	162,093	28,356 81

SESSIONAL PAPER No. 11

Imported into Canada, &c.—Continued.

ENTERED FOR HOME CONSUMPTION.								
Preferential Tariff.			Treaty Rates.			Total.		
Quantity.	Value.	Duty.	Quantity	Value.	Duty.	Quantity	Value.	Duty Collected.
	\$	\$ cts.		\$	\$ cts.		\$	\$ cts.
214,408	533,364	53,336 40	241,030	602,990	63,780 30 1
26,454	38,213	5,731 95	29,901	52,886	9,400 20 2
437,703	16,285	3,257 00	504,013	20,798	4,610 90 3
13,332	552	110 40	15,594	1,342	347 40 4
.....	21,498	4,299 60	36,492	10,035 47	112,060	30,556 07 5
.....	609,912	66,735 35	36,492	10,035 47	790,076	108,694 87
363,450	66,523	8,315 54	579,736	110,515	16,014 35 6
397,522	163,441	16,344 10	420,143	173,783	17,895 40 7
414	57	5 70	4,487	2,226	331 05 8
186,503	71,968	7,196 80	242,315	103,251	11,889 25 9
393,617	150,951	18,869 58	1,080,850	625,147	89,998 98 10
13,960	15,296	764 80	1,122,433	610,104	60,245 60 11
3,468	1,962	245 25	16,946	6,524	929 55 12
2,677	124	12 40	22,336	3,184	471 40 13
55,305	58,394	7,300 31	298,943	258,483	37,313 66 14
2,216	2,142	321 30	127,876	110,268	27,352 80 15
6,177	2,695	269 50	15,689	6,570	850 75 16
8,808	5,320	532 00	185,473	93,294	13,728 10 17
130,657	74,730	9,341 30	711,095	524,823	76,855 25 18
.....	350,910	70,182 00	7,894	2,170 91	2,772,075	796,334 21 19
.....	28,194	4,934 04	69,795	15,334 29 20
.....	50,444	10,088 80	251,012	70,259 20 21
.....	18,178	2,726 70	128,173	27,476 06 22
.....	61,308	9,196 20	537,707	128,295 95 23
.....	1,122,637	166,646 32	7,894	2,170 91	6,386,934	1,391,575 85
448	500	75 00	230,013	162,593	28,441 81 24

3 GEORGE V., A. 1913

No. 14.—SUMMARY STATEMENT of Foreign Merchandise

ARTICLES.	TOTAL IMPORTS.				
	Quantity	Value.	General Tariff.		
			Quantity	Value.	Duty.
DUTIABLE GOODS— <i>Con.</i>		\$		\$	\$ cts.
1 Lime juice, and fruit juices, fortified with or containing not more than twenty-five per cent of proof spirits..... Galls.	1,539	2,176	1,369	2,040	821 40
2 Lime juice, and fruit juices, containing more than twenty-five per cent of proof spirits..... "	318	2,611	318	2,611	1,546 50
3 Lime juice and other fruit syrups and fruit juices, n.o.p..... "	83,487	89,409	45,307	52,333	10,466 60
Total, lime juice.....		94,196		56,984	12,834 50
4 Lithographic stones, not engraved..... \$		12,116		12,116	2,423 20
5 Machine card clothing..... \$		32,247		14,772	3,693 00
6 Magic lanterns and slides therefor..... \$		646,284		570,346	142,586 50
7 Malt, whole, crushed or ground..... Lbs.	615,589	15,549	504,798	13,399	2,271 59
8 Malt flour, containing not less than 50 per cent of malt..... "	40,614	2,195	40,614	2,195	182 77
9 Malt flour, containing less than 50 per cent in weight of malt..... "	15,764	857	15,764	857	299 95
10 Malt, extract of, fluid or not, including grain molasses..... \$		63,597		63,754	22,313 90
Marble and manufactures of—					
11 Marble, sawn or sand rubbed, not polished..... \$		175,177		174,686	34,937 20
12 Rough, not hammered or chiselled... \$		56,336		56,336	8,450 40
13 Manufactures of, n.o.p..... \$		169,239		161,240	56,434 00
Total, marble.....		400,752		392,262	99,821 60
14 Mattresses, hair, spring and other..... \$		5,369		5,008	1,502 40
15 Mats, door or carriage, other than metal, n.o.p..... \$		1,834		1,234	431 90
Metals, n.o.p., and manufactures of—					
16 Aluminium, manufactures of, n.o.p.... \$		116,542		99,638	24,909 50
17 Anodes of nickel, zinc, copper, silver or gold..... \$		34,121		24,740	2,474 00
18 Babbit metal in blocks, bars, plates and sheets..... \$		44,272		34,052	5,107 80
19 Britannia metal, manufactures of, not plated..... \$		27,723		21,181	6,354 30
20 Buckles and clasps of iron, steel, brass or copper, of all kinds, n.o.p., (not being jewellery)..... \$		165,716		150,879	45,263 70
21 Cages—Bird, parrot, squirrel and rat, of wire, and metal parts thereof.... \$		6,628		5,374	1,880 90
22 Composition metal and plated metal, in bars, ingots or cores, for the manufacture of watch cases, jewellery, filled gold and silver seamless wire. \$		3,713		3,642	364 20
23 Frames not more than 10 inches in width, clasps and fasteners, adapted for use in the manufacture of purses and chatelaine bags or reticules.... \$		51,154		51,154	10,230 80

SESSIONAL PAPER No. 11

Imported into Canada, &c.—Continued.

ENTERED FOR HOME CONSUMPTION.								
Preferential Tariff.			Treaty Rates.			Total.		
Quantity.	Value.	Duty.	Quantity	Value.	Duty.	Quantity	Value.	Duty Collected.
	\$	\$ cts.		\$	\$ cts.		\$	\$ cts.
.....						1,369	2,040	821 40 1
.....						318	2,611	1,546 50 2
41,159	37,573	5,635 95	3,813	2,710	474 32	90,279	92,616	16,576 87 3
.....	37,573	5,635 95	2,710	474 32	97,267	18,944 77
.....						12,116	2,423 20 4
.....	17,475	3,058 18	32,247	6,751 18 5
.....	50,414	8,822 73	25,269	5,685 61	646,029	157,094 84 6
.....					504,798	13,399	2,271 59 7
.....					40,614	2,195	182 77 8
.....					15,764	857	299 95 9
.....			63,754	22,313 90 10
.....								
.....	491	73 65	175,177	35,010 85 11
.....			56,336	8,450 40 12
.....	7,982	2,394 60	169,222	58,828 60 13
.....	8,473	2,468 25	400,735	102,289 85
.....								
.....	361	72 20	5,369	1,574 60 14
.....	587	146 75	13	3 90	1,834	582 55 15
.....								
.....	6,285	942 75	10,575	2,379 52	116,498	28,231 77 16
.....	9,381	469 05	34,121	2,943 05 17
.....	10,220	1,022 00	44,272	6,129 80 18
.....	6,542	1,144 93	27,723	7,499 23 19
.....								
.....	11,796	2,359 20	3,072	844 84	165,747	48,467 74 20
.....	1,254	282 17	6,628	2,163 07 21
.....								
.....	71	3 55	3,713	367 75 22
.....								
.....						51,154	10,230 80 23

3 GEORGE V., A. 1913

No. 14.—SUMMARY STATEMENT of Foreign Merchandise

ARTICLES.		TOTAL IMPORTS.		General Tariff.		
		Quantity	Value.	Quantity	Value.	Duty.
DUTTABLE GOODS— <i>Con.</i>			\$		\$	\$ cts.
Metals and manufactures of— <i>Con.</i>						
1	Furniture springs.....	\$	22,546		22,203	6,660 90
2	Phosphor tin and phosphor bronze, in blocks, bars, plates, sheets and wire	\$	18,974		13,224	1,322 40
3	Gas, coal oil or other lighting fixtures, including electric light fixtures or parts thereof of metal, lava or other tips, burners, collars, galleries, shades and shade holders.....	\$	609,591		576,447	172,934 10
4	Gas mantels and incandescent gas burners.....	\$	103,377		95,360	28,608 00
5	Gas meters and finished parts thereof	\$	43,896		31,060	10,871 00
6	German, Nevada and nickel silver, manufactures of, not plated.....	\$	67,614		50,779	15,233 70
7	Ingot moulds, glass moulds of metal..	\$	288,512		110,977	11,097 70
8	Lamp springs and clock springs.....	\$	1,540		1,540	154 00
9	Lamps, side lights and head lights, lanterns, chandeliers.....	\$	1,388,704		1,245,154	373,546 20
10	Metal parts adapted for the manufacture of covered buttons.....	\$	21,847		21,800	4,360 00
11	Nickel plated ware, n.o.p.....	\$	1,059,327		963,997	337,398 95
12	Patterns of brass, iron, steel or other metal, not being models.....	\$	14,458		14,230	4,269 00
13	Pins, n.o.p.....	\$	117,643		25,822	7,746 60
14	Screws, brass or other metal, except iron or steel, n.o.p.....	\$	14,413		14,252	4,988 20
15	Stereotypes, electrotypes and celluloids for almanacs, calendars, illustrated pamphlets, newspaper or other advertisements, n.o.p. and matrices or copper shells for such stereotypes, electrotypes and celluloids..	Sq. in	858,744	47,662	840,849	47,025 12,612 97
16	Stereotypes, electrotypes and celluloids and bases for the same composed wholly or partly of metal or celluloid, n.o.p., and copper shells for such stereotypes, electrotypes and celluloids.....	"	363,123	4,327	363,123	4,327 454 01
17	Matrices for stereotypes, electrotypes and celluloids specified in preceding item.....	"	226,188	3,742	226,188	3,742 1,130 93
18	Type for printing, including chases, quoins and slugs of all kinds.....	\$	167,827		140,222	28,044 40
19	Type metal in blocks, bars, plates and sheets.....	\$	868		868	130 20
20	Wire of all kinds, n.o.p.....	Lbs.	53,128	16,125	52,184	15,323 3,064 60
21	Wire, twisted, &c., except iron or steel, n.o.p.....	\$	1,184		552	138 00
Total, metals and manufactures of.....			4,464,046		3,789,564	1,121,351 06
22 Milk, condensed.....		Lbs.	138,427	10,440	131,087	9,734 4,260 26

SESSIONAL PAPER No. 11

Imported into Canada, &c.—*Continued.*

ENTERED FOR HOME CONSUMPTION.								
Preferential Tariff.			Treaty Rates.			Total.		
Quantity.	Value.	Duty.	Quantity	Value.	Duty.	Quantity	Value.	Duty Collected.
	\$	\$ cts.		\$	\$ cts.		\$	\$ cts.
.....	343	68 60	22,546	6,729 50 1
.....	5,750	287 50	18,974	1,609 90 2
.....	32,762	6,552 40	609,209	179,486 50 3
.....	6,875	1,375 00	102,235	29,983 00 4
.....	12,836	2,888 12	43,896	13,759 12 5
.....	16,835	2,946 19	67,614	18,179 89 6
.....	177,535	8,876 75	288,512	19,974 45 7
.....			1,540	154 00 8
.....	140,212	28,042 40	1,385,366	401,588 60 9
.....	47	5 88	21,847	4,365 88 10
.....	84,416	18,994 32	5,818	1,745 40	1,054,231	358,138 67 11
.....	228	45 60	14,458	4,314 60 12
.....	90,955	18,191 00	1,822	501 07	118,599	26,438 67 13
.....	161	36 22	14,413	5,024 42 14
.....				
.....	17,970	637	858,819	47,662 12,792 67 15
.....				
.....			363,123	4,327 454 01 16
.....			226,188	3,742 1,130 93 17
.....	34,058	4,257 35	174,280	32,301 75 18
.....			868	130 20 19
.....	944	802	53,128	16,125 3,184 90 20
.....	632	110 61	1,184	248 61 21
.....	650,633	99,201 59	21,287	5,470 83	4,461,484	1,226,023 48
.....				
.....	2,278	247	133,365	9,981 4,305 82 22

3 GEORGE V., A. 1913

No. 14.—SUMMARY STATEMENT of Foreign Merchandise

ARTICLES.		TOTAL IMPORTS.				
		Quantity	Value.	General Tariff.		
				Quantity	Value.	Duty.
DUTIABLE GOODS— <i>Con.</i>			\$		\$	\$ cts.
Mineral substances not otherwise provided for—						
1	Asbestos, in any form other than crude and all manufactures of.....	\$	349,655		312,642	78,160 50
2	Blacklead.....	\$	11,792		4,254	1,063 50
3	Mineral and bituminous substances, not otherwise provided for.....	\$	180,795		168,861	29,551 25
4	Plumbago, not ground or otherwise manufactured.....	\$	6,163		6,163	616 30
5	Plumbago, ground and manufactures of, n.o.p.....	\$	39,945		35,647	8,911 75
Total, mineral substances.....			588,350		527,567	118,303 30
6	Mineral and aerated waters, n.o.p.....	\$	231,503		201,241	35,217 68
7	Mucilage and adhesive paste.....	\$	31,277		26,176	7,198 87
Musical instruments, viz.—						
8	Brass band instruments and bag pipes	\$	66,473		24,281	6,070 25
9	Cabinet organs.....	No.	338	338	29,044	8,713 20
10	Pipe organs.....	"	9	8	3,612	1,083 60
11	Parts of organs.....	\$	13,422		10,974	2,743 50
12	Pianofortes.....	No.	1,985	1,842	331,783	99,534 98
13	Pianos, parts of.....	\$	226,798		220,635	55,158 75
14	Piano and organ players, mechanical..	No.	147	138	33,431	10,029 30
15	Phonographs, graphophones, gramaphones and finished parts thereof, including cylinders and records therefor.....	\$	519,449		514,684	154,405 20
16	Other musical instruments, n.o.p.....	\$	183,322		174,941	52,482 30
Total, musical instruments.....			1,426,427		1,343,385	390,221 00
17	Mustard, ground.....	Lbs.	920,765	307,997	19,169	5,271 69
18	Mustard, French, liquid.....	\$	11,967		11,065	3,872 75
Total, mustard.....			183,669		30,234	9,144 44
Oils—						
Mineral—						
19	Coal and kerosene, distilled, purified or refined.....	Galls	14,029,653	691,334	13,264,946	660,289 331,625 00
20	Petroleum, products of, n.o.p.....	"	3,559,544	347,805	3,413,112	338,695 85,328 35
21	Crude petroleum, gas oils other than naphtha, benzine and gasoline lighter than .8235 but not less than .775 specific gravity at 60 degrees.	"	7,219	800	7,219	800 108 29
22	Illuminating oils composed wholly or in part of the products of petroleum, coal, shale or lignite, costing more than 30 cents per gallon.	"	189,874	73,697	188,684	72,512 14,502 40
Animal—						
23	Lard oil.....	"	93,864	24,643	92,342	24,513 6,128 25
24	Neatsfoot.....	"	16,520	13,294	16,505	13,279 3,319 75
25	Other animal oil, n.o.p.....	"	3,255	953	2,394	634 110 96

SESSIONAL PAPER No. 11

Imported into Canada, &c.—Continued.

ENTERED FOR HOME CONSUMPTION.								
Preferential Tariff.			Treaty Rates.			Total.		
Quantity.	Value.	Duty.	Quantity	Value.	Duty.	Quantity	Value.	Duty Collected.
	\$	\$ cts.		\$	\$ cts.		\$	\$ cts.
.....	36,896	5,534 40	349,538	83,694 90 1
.....	7,610	1,141 50	11,864	2,205 00 2
.....	11,154	1,673 10	180,015	31,224 35 3
.....	6,163	616 30 4
.....	4,331	649 65	39,978	9,561 40 5
.....	59,991	8,998 65	587,558	127,301 95
.....
.....	29,841	4,476 15	231,082	39,693 83 6
.....	5,139	899 38	35	8 75	31,350	8,107 00 7
.....
.....	21,784	3,267 60	19,981	4,495 82	66,046	13,833 67 8
.....	338	29,044	8,713 20 9
1	1,582	316 40	9	5,194	1,400 00 10
.....	2,370	355 50	78	17 55	13,422	3,116 55 11
130	15,070	3,014 00	2	492	135 30	1,974	347,345	102,684 20 12
.....	4	0 60	6,159	1,385 83	226,798	56,545 18 13
9	1,165	233 00	147	34,596	10,262 30 14
.....
.....	7,110	1,422 00	4,420	1,215 55	526,214	157,042 75 15
.....	7,611	1,522 20	5,359	1,473 81	187,911	55,478 31 16
.....
.....	56,696	10,131 30	36,489	8,723 86	1,436,570	409,076 16
.....
595,330	152,122	26,621 66	903,327	171,291	31,893 35 17
.....	972	316 00	12,037	4,188 75 18
595,330	152,122	26,621 66	972	316 00	183,328	36,082 10
.....
15,122	4,505	226 83	13,264,946	660,289	331,625 00 19
.....	3,428,234	343,200	85,555 18 20
.....	7,219	800	108 29 21
774	322	48 30	189,458	72,834	14,550 70 22
1,522	130	19 50	93,864	24,643	6,147 75 23
15	15	2 25	16,520	13,294	3,322 00 24
861	324	48 60	3,255	958	159 56 25

3 GEORGE V., A. 1913

No. 14.—SUMMARY STATEMENT of Foreign Merchandise

ARTICLES.		TOTAL IMPORTS.		General Tariff.		
		Quantity	Value.	Quantity	Value.	Duty.
DUTIABLE GOODS— <i>Con.</i>			\$		\$	\$ cts.
Oils— <i>Con.</i>						
Vegetable—						
1	Castor..... Galls.	100,868	62,095	10,822	5,011	876 96
2	Cotton seed..... "	1,432,531	660,035	1,335,125	612,866	107,252 02
3	Flaxseed or linseed, raw or boiled.. Lbs.	4,804,928	451,371	352,975	37,992	5,823 93
4	Olive, n.o.p..... Galls	167,566	224,896	86,476	108,185	21,637 00
5	Sesame seed..... "	783	678	783	678	169,50
6	Vegetable oil, not otherwise provided for..... "	359,141	169,193	271,423	116,879	20,454 04
7	Lubricating oils composed wholly or in part of petroleum and costing less than 25 cents per gallon..... "	4,375,369	526,735	4,378,158	522,130	109,454 93
8	Lubricating oils, n.o.p..... "	1,058,023	286,668	953,494	255,314	51,062 80
9	Essential, n.o.p..... Lbs.	248,741	260,864	222,663	213,177	21,317 70
10	Peppermint..... "	16,544	33,657	16,424	33,180	6,636 00
11	All other oils, not elsewhere specified. Galls	464,000	129,111	414,729	112,121	19,621 76
Total oils.....			3,957,834		3,128,255	805,429 64
12	Oiled silk, oiled cloth, and tape or other textile india rubbered, flocked or coated, n.o.p..... \$		570,913		285,173	85,551 90
13	Oil cloth, enamelled carriage, floor, shelf and table oil cloth, cork matting or carpet and linoleum..... Sq.yds	3,969,471	1,349,074	383,873	105,323	36,863 05
Total oil cloth, &c..			1,919,987		390,496	122,414 95
14	Optical, philosophical, photographic and mathematical instruments, n.o.p..... \$		1,095,409		841,743	210,435 75
15	Parts, brass and aluminum, of cameras and kodaks..... \$		12,524		12,431	932 39
16	Spectacles, eye-glasses and ground or finished spectacle or eye-glass lenses \$		34,800		33,224	9,967 20
17	Spectacles, eye-glass frames, and metal parts of..... \$		99,402		99,805	19,961 00
Total optical instruments, &c.....			1,242,135		987,203	241,296 34
18	Packages, usual coverings, containing goods subject to any <i>ad valorem</i> duty, not included in the invoice value of the goods they contained..... \$		1,523,034		622,101	124,420 20
19	Packages paying 17½, 22½ and 25 p. cent. \$		313,530		193,749	48,437 25
20	Packages paying 20, 30 and 32½ per cent. \$		713,860		428,379	139,225 69
Total Packages.....			2,550,424		1,244,229	312,083 14
Paints and colours—						
21	Brocade and bronze powders..... \$		22,768		22,601	6,215 48
22	Colours, dry, n.o.p..... Lbs.	6,885,305	247,876	5,281,908	180,594	40,634 44
23	Gold liquid paint..... \$		9,659		8,433	2,108 25
24	Lead, white, dry..... Lbs.	784,346	30,220	156,364	8,029	2,408 70
25	Lead, white, ground in oil..... "	1,024,198	47,378	26,418	1,222	458 27
26	Lead, red, dry and orange mineral... "	764,922	35,734	764,922	35,734	1,786 70
27	Ochres, ochrey earths siennas and umbers..... "	2,994,620	33,013	2,390,360	24,191	3,628 65

SESSIONAL PAPER No. 11

Imported into Canada, &c.—*Continued.*

ENTERED FOR HOME CONSUMPTION.								
Preferential Tariff.			Treaty Rates.			Total.		
Quantity.	Value.	Duty.	Quantity	Value.	Duty.	Quantity	Value.	Duty Collected.
	\$	\$ cts.		\$	\$ cts.		\$	\$ cts.
91,857	57,526	8,628 90	102,679	62,537	9,505 86 1
14,769	7,856	1,178 40	1,349,894	620,722	108,430 42 2
4,370,408	406,661	54,630 07	4,723,383	444,653	60,454 00 3
21,827	36,981	5,547 15	42,878	54,795	8,219 25	151,181	199,961	35,403,40 4
.....	783	678	169 50 5
80,421	46,882	7,032 30	351,844	163,761	27,486 34 6
12,586	2,538	188 81	4,390,744	524,668	109,643 74 7
48,193	15,934	1,991 82	1,001,687	271,248	53,054 62 8
15,848	20,017	1,000 85	10,183	27,899	2,092 59	248,694	261,093	24,411 14 9
120	477	71 55	16,544	33,657	6,707 55 10
58,424	21,178	3,176 70	473,153	133,299	22,798 46 11
.....	621,346	83,792 03	82,694	10,311 84	3,832,295	899,533 51
.....	286,894	57,378 80	572,067	142,930 70 12
3,576,832	1,245,969	311,492 25	3,960,705	1,351,292	348,355 30 13
.....	1,532,863	368,871 05	1,923,359	491,286 00
.....	206,469	36,133 06	43,768	9,847 98	1,091,980	256,416 79 14
.....	93	4 65	12,524	937 04 15
.....	1,573	314 60	34,797	10,281 80 16
.....	134	20 10	99,939	19,981 10 17
.....	208,269	36,472 41	43,768	9,847 98	1,239,240	287,616 73
.....	904,070	135,610 50	1,526,171	260,030 70 18
.....	60,219	10,539 58	54,693	12,306 67	308,661	71,283 50 19
.....	299,756	59,951 20	728,135	199,176 89 20
.....	1,264,045	206,101 28	54,693	12,306 67	2,562,967	530,491 09
.....	61	9 15	23	5 75	22,685	6,230 38 21
1,603,447	67,287	10,093 05	6,885,355	247,881	50,727 49 22
.....	1,226	183 90	9,659	2,292 15 23
942,504	32,915	6,583 00	1,098,868	40,944	8,991 70 24
990,334	45,782	13,734 60	1,016,752	47,004	14,192 87 25
.....	764,922	35,734	1,786 70 26
549,900	7,718	771 80	2,940,260	31,909	4,400 45 27

3 GEORGE V., A. 1913

No. 14.—SUMMARY STATEMENT of Foreign Merchandise

ARTICLES.		TOTAL IMPORTS.		General Tariff.		
		Quantity	Value.	Quantity	Value.	Duty.
DUTIABLE GOODS— <i>Con.</i>			\$		\$	\$ cts.
Paints and colours— <i>Con.</i>						
1	Zinc white..... Lbs.	8,274,622	319,028	8,274,622	319,028	15,951 40
2	Oxides, fire proofs, rough stuffs, fillers. "	1,529,678	24,348	1,187,288	17,513	3,940 72
3	Liquid fillers, anti-corrosive and anti-fouling paints, and ground and liquid paints, n.o.p. "	4,903,145	409,155	3,708,718	295,961	88,788 30
4	Paris green, dry..... "	768,891	100,835	49,603	7,017	701 70
5	Paints and colours ground in spirits, and all spirit varnishes and lacquers Galls	3,171	7,375	3,171	7,375	3,171 00
6	Putty Lbs.	286,846	5,970	261,571	5,473	1,368 25
Total paints and colours.....			1,293,359		933,171	171,161 86
7	Paintings in oil or watercolours and pastels, when valued at less than \$20 each. No.	1,593	3,872	1,291	1,818	454 50
Paper and manufactures of, not otherwise specified—						
8	Albumenized and other papers and films, chemically prepared for photographers' use..... \$		202,286		99,661	29,898 30
9	Bags or sacks, printed or not..... \$		55,725		47,727	13,125 41
10	Cards for playing..... Packs	1,057,138	108,613	555,199	57,610	44,415 92
11	Card board not pasted or coated..... \$		70,736		61,815	15,453 75
12	Envelopes..... M	101,602	91,300	87,954	73,465	25,712 75
13	Felt board..... \$		7,122		7,122	1,780 50
14	Hangings of wall paper, including borders..... Rolls of 8 yds.	3,225,981	343,460	2,893,951	283,469	99,214 15
15	Leather board, leatheroid and manufactures of, n.o.p. \$		47,521		47,511	11,877 75
16	Mill board not coated or pasted..... \$		58,739		46,335	11,583 75
17	Union collar cloth paper in rolls or sheets not glossed or finished..... \$		637		564	84 60
18	Union collar cloth paper in rolls or sheets glossed or finished..... \$		405		40	8 00
19	Pads not printed, papier mache ware, n.o.p. \$		10,542		9,346	3,271 10
20	Paper, manufactures of, n.o.p. \$		1,824,711		1,503,214	526,124 90
21	Patterns, boot and shoe, manufactures of paper..... \$		23,051		23,051	3,457 65
22	Printing paper (for newspapers) in sheets or rolls, valued at not more than 2½c. per pound..... Lbs.	7,203,253	146,258	7,202,753	146,233	21,934 95
23	Printing paper, n.o.p. "	10,516,955	614,645	5,662,140	355,353	88,838 25
24	Ruled and border and coated papers; boxed papers; and papeteries..... \$		300,170		216,546	75,791 10
25	Straw board not pasted or coated..... Lbs.	4,270,786	61,221	4,267,753	61,127	15,281 75
26	Tarred and other building papers, n.o.p. \$		471,914		466,502	116,625 50
27	Window blinds of paper of all kinds... \$		194		194	67 90
28	Wrapping, paper Lbs.	4,973,621	138,995	4,691,107	129,836	32,459 00
29	All kinds, n.o.p. \$		1,690,487		1,201,162	300,290 50
Total paper.....			6,268,732		4,837,883	1,437,297 48

SESSIONAL PAPER No. 11

Imported into Canada, &c.—*Continued.*

ENTERED FOR HOME CONSUMPTION.								
Preferential Tariff.			Treaty Rates.			Total.		
Quantity.	Value.	Duty.	Quantity	Value.	Duty.	Quantity	Value.	Duty Collected.
	\$	\$ cts.		\$	\$ cts.		\$	\$ cts.
342,381	6,835	1,025 25				8,274,622	319,028	15,951 40 1
						1,529,669	24,348	4,965 97 2
1,171,488	110,564	22,112 80				4,880,206	406,525	110,901 10 3
719,288	93,818	4,690 90				768,891	100,835	5,392 60 4
						3,171	7,375	3,171 00 5
25,275	497	87 00				286,846	5,970	1,455 25 6
	366,703	59,291 45		23	5 75		1,299,897	230,459 06
302	2,054	308 10				1,593	3,872	762 60 7
	102,004	15,300 60					201,665	45,198 90 8
	7,998	1,199 70					55,725	14,325 11 9
514,583	51,965	25,729 15				1,069,782	109,575	70,145 07 10
	8,230	1,234 50					70,045	16,688 25 11
13,631	17,803	4,005 81				101,585	91,268	29,718 56 12
							7,122	1,780 50 13
317,042	59,632	13,417 36				3,210,993	343,101	112,631 51 14
	10	1 50					47,521	11,879 25 15
	12,404	1,860 60					58,739	13,444 35 16
	73	7 30					637	91 90 17
	365	45 63					405	53 63 18
	1,196	269,13					10,542	3,540 23 19
	318,722	71,713 71					1,821,936	597,838 61 20
							23,051	3,457 65 21
500	25	2 50				7,203,253	146,258	21,937 45 22
4,886 028	261,019	39,152 85				10,548,168	616,372	127,991 10 23
	83,615	18,813 70					300,161	94,604 80 24
3,033	94	14 10				4,270,786	61,221	15,295 85 25
	4,442	666 30					470,944	117,291 80 26
							194	67 90 27
279,014	9,122	1,368 30				4,970,121	138,958	33,827 30 28
	483,294	72,494 10					1,634,456	372,784 60 29
	1,422,013	267,296 84					6,259,896	1,704,594 32

3 GEORGE V., A. 1913

No. 14.—SUMMARY STATEMENT of Foreign Merchandise

ARTICLES.	TOTAL IMPORTS.		General Tariff.		
	Quantity.	Value.	Quantity	Value.	Duty.
DUTIABLE GOODS—Con.		\$		\$	\$ cts.
1 Pencils, lead.....	\$	321,527		283,840	78,057 45
2 Pens, penholders and rulers of all kinds..	\$	241,282		159,773	43,938 64
Perfumery, non-alcoholic, viz.—					
3 Hair oil, tooth and other powders and washes, pomatums, pastes and all other perfumed preparations, n.o.p., used for the hair, mouth, or skin...	\$	343,118		309,965	100,741 08
4 Photographic dry plates.....	\$	55,253		18,925	5,677 50
5 Picture and photograph frames of any material.....	\$	134,089		106,162	31,848 60
6 Pickles in bottles, jars or similar vessels. Galls	330,087	295,213	19,611	20,939	7,328 65
7 Pickles, in bulk.....	114,841	26,298	101,535	18,375	6,431 25
8 Pickles, olives, in brine, not bottled....	78,750	38,795	66,289	34,212	10,263 60
9 Olives in bottles by manufacturers for the manufacture of pickles.....	16,142	8,057	13,986	7,434	1,486 80
Total pickles.....		368,363		80,960	25,510 30
Plants and trees, viz.—					
10 Apple trees.....	No.	346,007	342,493	32,678	10,274 79
11 Cherry trees.....	"	73,746	73,746	10,264	2,212 38
12 Currant bushes.....	"	138,739	123,679	4,978	995 60
13 Florist stock, viz.: palms, ferns, rubber plants (ficus), gladiolus, cannas, dahlias and paeonies.....	\$	27,807		25,643	6,410 75
14 Gooseberry bushes.....	No.	94,166	60,969	3,102	620 40
15 Grape vines.....	"	29,044	28,633	587	117 40
16 Peach trees and June buds.....	"	133,713	133,713	10,670	4,011 39
17 Pear trees.....	"	27,820	27,820	4,900	834 60
18 Plum trees.....	"	35,100	35,052	4,104	1,051 56
19 Raspberry bushes.....	"	99,997	99,997	1,723	344 60
20 Rose bushes.....	"	85,537	73,464	5,626	1,125 20
21 Quince trees.....	"	1,379	1,379	195	41 37
22 Fruit plants, n.o.p.....	"	53,914	53,814	1,318	263 60
23 Trees, plants and shrubs known as nursery stock, n.o.p.....	\$	84,200		78,779	15,755 80
Total plants and trees.....		195,963		184,567	44,059 44
24 Plaster of Paris, or gypsum, ground not calcined.....	Brls.	6,551	5,432	2,141	321 15
25 Plaster of Paris, or gypsum, calcined and prepared wall plaster.....	Cwt.	608,031	607,447	205,308	75,931 25
Total, plaster of Paris.....		209,615		207,449	76,252 40
26 Plates engraved on wood, steel or other metal and transfers taken from the same, engravers' plates, of steel or other metal polished for engraving thereon.....	\$	62,181		56,300	11,260 00
27 Pocket books, portfolios, purses, reticules, satchels, card cases, fly books and musical instrument cases.....	\$	574,479		495,501	173,425 35
28 Polish or composition, knife and other, n.o.p.....	\$	136,023		89,883	24,718 95

SESSIONAL PAPER No. 11
Imported into Canada, &c.—Continued.

ENTERED FOR HOME CONSUMPTION.								
Preferential Tariff.			Treaty Rates.			Total.		
Quantity.	Value.	Duty.	Quantity	Value.	Duty.	Quantity	Value.	Duty Collected.
	\$	\$ cts.		\$	\$ cts.		\$	\$ cts.
.....	12,895	1,934 25	24,622	6,155 50	321,357	86,147 20 1
.....	80,650	12,097 50	683	170 75	241,106	56,206 89 2
.....	32,972	8,243 00	342,937	108,984 08 3
.....	36,046	7,209 20	54,971	12,886 70 4
.....	23,600	4,720 00	4,714	1,296 36	134,476	37,864 96 5
310,338	274,865	68,716 25	2,524	2,843	924 03	332,473	298,647	76,968 93 6
9,060	5,949	1,487 25	2,809	789	256 39	113,404	25,113	8,174 89 7
1,400	748	149 60			67,689	34,960	10,413 20 8
.....					13,986	7,434	1,486 80 9
.....	281,562	70,353 10	3,632	1,180 42	366,154	97,043 82
3,514	521	70 28			346,007	33,199	10,345 07 10
.....					73,746	10,264	2,212 38 11
15,050	380	47 51	10	5	0 88	138,739	5,363	1,043 99 12
.....	900	135 00	1,264	284 43	27,807	6,830 18 13
33,197	1,146	143 28			94,166	4,248	763 68 14
411	160	20 01			29,044	747	137 41 15
.....					133,713	10,670	4,011 39 16
.....					27,820	4,900	834 60 17
48	25	0 96			35,100	4,129	1,052 52 18
.....					99,997	1,723	344 60 19
10,482	1,414	176 78	1,594	142	24 86	85,540	7,182	1,326 84 20
.....					1,379	195	41 37 21
100	18	2 25			53,914	1,336	265 85 22
.....	2,874	359 35	2,436	426 34	84,089	16,541 49 23
.....	7,438	955 42	3,847	736 51	195,852	45,751 37
1,119	1,798	179 80			6,551	3,939	500 95 24
584	368	46 72			608,031	205,676	75,977 97 25
.....	2,166	226 52	209,615	76,478 92
.....	5,881	882 15	62,181	12,142 15 26
.....	46,224	10,400 93	32,813	9,843 90	574,538	193,670 18 27
.....	45,214	6,782 10	135,097	31,501 05 28

3 GEORGE V., A. 1913

No. 14.—SUMMARY STATEMENT of Foreign Merchandise

ARTICLES.	TOTAL IMPORTS.		General Tariff.		
	Quantity.	Value.	Quantity.	Value.	Duty.
DUTIABLE GOODS— <i>Con.</i>		\$		\$	\$ cts.
1 Pomades, French or flour odours, etc., imported in tins of not less than ten pounds each..... Lbs.	2,726	4,121	476	823	123 45
2 Pomades, French or flower odours, all other..... “	130	70	75	36	12 60
Total, Pomades.....	2,856	4,191	551	859	136 05
3 Post office parcels and packages..... \$		1,132,543		778,550	204,064 57
4 Precious stones and imitations thereof not mounted or set, and pearls and imitations thereof, pierced, split, strung or not, but not set or mounted..... \$		361,613		214,639	21,463 90
Provisions, not otherwise specified—					
5 Butter..... Lbs.	3,987,332	1,038,138	1,229,853	299,121	49,194 12
6 Cheese..... “	2,426,217	415,478	889,563	170,885	26,686 89
7 Lard..... “	7,960,540	758,358	7,910,409	754,122	158,208 18
8 Lard compound and similar substances, cottolene and animal stearine of all kinds, n.o.p..... “	1,206,633	101,053	1,084,366	92,799	21,687 32
Total, provisions.....	15,580,722	2,313,027	11,114,191	1,316,927	255,776 51
Meats, viz.:—					
9 Bacon and hams, shoulders and sides “	11,256,684	1,476,237	11,237,486	1,474,871	224,749 72
10 Beef, salted, in barrels..... “	3,074,684	173,900	1,976,949	115,075	39,538 98
11 Canned meats and canned poultry and game..... “	2,197,762	302,274	803,208	121,325	33,364 79
12 Extracts of meats and fluid beef, not medicated, and soups of all kinds... \$		298,210		142,313	39,136 74
13 Mutton and lamb, fresh..... Lbs.	4,041,263	293,957	3,950,462	299,600	118,513 86
14 Pork, barrelled, in brine..... “	6,442,838	499,077	6,190,287	485,560	123,805 74
15 Poultry and game, n.o.p..... \$		214,014		206,128	41,225 60
16 Dried or smoked meats, and meats preserved in any other way than salted or pickled, n.o.p..... Lbs.	1,420,461	193,205	1,423,576	195,013	28,471 52
17 Other meats, fresh..... “	2,339,252	250,945	2,265,110	244,406	67,953 30
18 Other meats, salted, n.o.p..... “	670,784	83,914	663,813	83,625	13,276 26
Total, meats.....		3,785,733		3,367,916	730,036 51
19 Pulleys, belt, of all kinds for power transmission..... \$		48,829		46,777	12,864 08
20 Regalia and badges..... \$		50,532		33,512	11,729 20
21 Ribbons of all kinds and materials..... \$		1,388,535		207,348	72,571 80
22 Sails for boats and ships..... \$		4,649		2,675	668 75
23 Salt, in bulk, n.o.p..... Cwt.	354,367	55,089	354,367	55,089	17,718 35
24 Salt, n.o.p., in bags, barrels, and other coverings..... “	146,116	61,002	146,016	61,008	10,951 45
Total, salt.....	500,483	116,091	500,383	116,097	28,669 80

SESSIONAL PAPER No. 11

Imported into Canada, &c.—Continued.

ENTERED FOR HOME CONSUMPTION.

Preferential Tariff.			Treaty Rates.			Total.		
Quantity.	Value.	Duty.	Quantity	Value.	Duty.	Quantity	Value.	Duty Collected.
	\$	\$ cts.		\$	\$ cts.		\$	\$ cts.
.....			2,250	3,298	412 26	2,726	4,121	535 71 1
55	34	8 50	130	70	21 10 2
55	34	8 50	2,250	3,298	412 26	2,250	4,191	556 81
.....	352,522	87,321 02	1,471	448 99	1,132,543	291,834 58 3
.....	146,982	11,023 68	361,621	32,487 58 4
2,644,734	717,297	79,342 02	3,874,587	1,016,418	128,536 14 5
29,626	7,926	592 52	919,189	178,811	27,279 41 6
29,737	2,544	446 06	7,940,146	756,666	158,654 24 7
94,837	8,792	1,422 56	1,179,203	101,591	23,109 88 8
2,798,934	736,559	81,803 16	13,913,125	2,053,486	337,579 67
9,994	1,602	149 89	11,247,480	1,476,473	224,899 61 9
.....	1,976,949	115,075	39,538 98 10
259,869	47,867	8,376 66	960,910	122,391	30,597 75	2,023,987	291,583	72,339 20 11
.....	129,840	22,722 07	18,921	4,730 25	291,074	66,589 06 12
343	21	6 86	3,950,805	299,621	118,520 72 13
.....	6,511	813 96	6,190,287	485,560	123,805 74 14
.....	212,639	42,039 56 15
3,159	684	47 40	1,426,735	195,697	28,518 92 16
4,862	504	97 24	2,269,972	244,910	68,050 54 17
7,265	807	108 98	671,078	84,432	13,385 24 18
.....	187,836	32,323 06	141,312	35,328 00	3,697,064	797,687 57
.....	2,052	307 80	48,829	13,171 88 19
.....	17,020	3,829 76	50,532	15,558 96 20
.....	22,003	4,951 04	1,167,888	292,715 11	1,397,239	370,237 95 21
.....	1,934	290 10	4,609	958 85 22
.....	354,367	55,089	17,718 35 23
.....	146,016	61,008	10,951 45 24
.....	500,383	116,097	28,669 80

3 GEORGE V., A. 1913

No. 14.—SUMMARY STATEMENT of Foreign Merchandise

ARTICLES.	TOTAL IMPORTS.		General Tariff.		
	Quantity.	Value.	Quantity.	Value.	Duty.
DUTIABLE GOODS— <i>Con.</i>		\$		\$	\$ cts.
1 Bags, barrels, and other coverings used in the importation of salt specified in this item.....	\$	11,508		11,506	2,876 50
2 Sand paper, glass, flint and emery paper or emery cloth.....	\$	170,578		159,727	39,931 75
3 Sauces and catsups, in bottles.....	Galls. 185,741	235,512	70,732	84,338	29,518 30
4 Sauces and catsups, in bulk.....	" 66,049	19,743	58,061	15,259	5,340 65
5 Sauces, soy.....	" 68,000	17,648	23,605	4,350	1,522 50
Total, sauces.....	319,790	272,903	152,398	103,947	36,381 45
6 Sausage casings, n.o.p.....	\$	166,984		135,036	23,631 73
Seeds, viz.:—					
7 Clover and timothy.....	\$	807,709		512,195	51,219 50
8 Flax.....	Bush. 249,460	554,817	186,140	416,652	18,614 00
9 Garden, field and other seeds for agricultural or other purposes, n.o.p., sunflower, canary, hemp and millet seed, when in packages weighing over one pound each.....	\$	312,155		250,803	25,080 30
10 Garden, field and other seeds for agricultural or other purposes, n.o.p., sunflower, canary, hemp and millet seed, when in packages weighing one pound each or less.....	\$	15,376		10,430	2,607 50
11 Garden and field seeds not specified as free, valued at not less than \$5 per pound in packages of not less than one oz. each.....	\$	4,807		4,692	469 20
Total, seeds.....		1,694,864		1,194,772	97,990 50
12 Ships and other vessels built in any foreign country, if British registered since September 1, 1902, on application for license to engage in the Canadian coasting trade; on the fair market value of the hull, rigging, machinery, boilers, furniture and appurtenances thereof, as provided in an Act respecting the coasting trade of Canada.....	No. 4	7,200	4	7,200	1,800 00
13 Vessels, dredges, scows, yachts, boats and other water-borne craft, built outside of Canada, of any material, destined for use or service in Canadian waters (not to include registered vessels entitled to engage in the coasting trade, nor vessels in transit between Canada and any place outside thereof), n.o.p., on the fair market value of the hull, rigging, machinery, boilers, furniture and appurtenances thereof, on arrival in Canada.....	\$	211,743		211,743	52,935 75
14 Ships and vessels, repairs on.....	\$	65,979		65,979	16,494 75
Total, ships.....		284,922		284,922	71,230 50

SESSIONAL PAPER No. 11

Imported into Canada, &c.—Continued.

ENTERED FOR HOME CONSUMPTION.								
Preferential Tariff.			Treaty Rates.			Total.		
Quantity.	Value.	Duty.	Quantity	Value.	Duty.	Quantity	Value.	Duty Collected.
	\$	\$ cts.		\$	\$ cts.		\$	\$ cts.
.....			11,506	2,876 50 1
.....	10,851	1,627 65	170,578	41,559 40 2
110,410	144,163	36,040 75	1,232	702	228 23	182,374	229,203	65,787 28 3
6,229	3,963	990 75	1,881	496	161 20	66,171	19,718	6,492 60 4
3	1	0 25	44,386	13,296	4,321 07	67,994	17,647	5,843 82 5
116,642	148,127	37,031 75	47,499	14,494	4,710 50	316,539	266,568	78,123 70
.....	29,919	4,487 85	164,955	28,119 58 6
.....	203,409	10,170 45	715,604	61,389 95 7
63,320	138,165	4,749 01			249,460	554,817	23,363 01 8
.....	69,162	3,458 10	319,965	28,538 40 9
.....	4,946	741 90	15,376	3,349 40 10
.....	115	5 75	4,807	474 95 11
.....	415,797	19,125 21	1,610,569	117,115 71
.....				
.....					4	7,200	1,800 00 12
.....				
.....			211,743	52,935 75 13
.....			65,979	16,494 75 14
.....			284,922	71,230 50

3 GEORGE V., A. 1913

No. 14.—SUMMARY STATEMENT of Foreign Merchandise

ARTICLES.		TOTAL IMPORTS.		General Tariff.		
		Quantity	Value.	Quantity	Value.	Duty.
DUTIABLE GOODS— <i>Con.</i>			\$		\$	\$ cts.
1	Signs of any material, other than paper, framed or not, letters or numerals of any material other than paper.....	\$	125,190		102,238	30,671 40
Silk and manufactures of—						
2	Fabrics, n.o.p.....	\$	4,815,030		724,909	217,472 70
3	Handkerchiefs.....	\$	78,949		8,100	2,835 00
4	Blouses and shirt waists.....	\$	36,691		15,472	5,802 05
5	Clothing.....	\$	818,448		335,863	125,949 34
6	Silk, spun, not coloured, n.o.p., silk in the gum not more advanced than single; tram or thrown organzine, not coloured.....	Lbs.	35,864	60,640	2,404	6,028 904 20
7	Silk in the gum or spun, imported by the manufacturers of ribbons and shoe laces.....	\$	2,168		2,168	216 80
8	Sewing and embroidery silk; silk twist, and silk floss.....	\$	51,861		29,286	7,321 50
9	Shawls.....	\$	16,959		8,851	3,319 18
10	Shirts.....	Doz.	526	7,712	245	3,282 1,230 77
11	Silk and all manufactures of, not otherwise provided for, or of which silk is the component part of chief value, n.o.p.....	\$	309,433		105,361	39,510 89
12	Soeks and Stockings.....	Doz. prs.	34,518	182,854	32,173	170,067 59,523 45
13	Undershirts and drawers.....	\$	2,824		2,444	855,40
14	Velvets, velveteens, plush fabrics, n.o.p.....	Yds.	760,152	633,424	173,066	125,128 37,538 40
Total, silk.....			7,016,993		1,536,959	502,479 68
Slate and manufactures of—						
15	Roofing slate.....Squares of 100 sq. ft.		20,213	85,031	19,833	82,674 14,874 75
16	School writing slates.....	\$		35,863		35,818 8,954 50
17	Slate pencils.....	\$		6,360		6,358 1,589 50
18	Slate and manufactures of, n.o.p.....	\$		46,312		42,767 12,830 10
Total, slate and manufactures of			173,566		167,617	38,248 85
Soap—						
19	Common or laundry.....	Lbs.	5,673,564	339,590	5,414,741	310,262 54,147 41
20	Castile.....	"	3,159,956	190,505	94,636	8,937 1,892 72
21	Common soft and liquid.....	"	419,650	14,239	77,165	3,903 1,073 54
22	Harness.....	"	17,533	1,290	16,052	1,080 351 05
23	Toilet.....	\$		356,635		292,114 94,938 95
24	Soap, n.o.p., including pumice, silver and mineral soaps, sapolio and like articles.....	\$		125,161		112,234 36,476 49
25	Pearline and other soap powders.....	Lbs.	2,050,495	105,110	2,115,260	107,879 35,061 10
Total, soap.....			1,132,470		835,809	223,941 26

SESSIONAL PAPER No. 11

Imported into Canada, &c.—Continued.

ENTERED FOR HOME CONSUMPTION.								
Preferential Tariff.			Treaty Rates.			Total.		
Quantity.	Value.	Duty.	Quantity	Value.	Duty.	Quantity	Value.	Duty Collected.
	\$	\$ cts.		\$	\$ cts.		\$	\$ cts.
.....	23,132	4,626 40	125,370	35,297 80 1
.....	395,737	69,254 78	3,661,726	737,323 01	4,782,372	1,024,050 49 2
.....	22,972	5,743 00	52,228	16,974 23	83,300	25,552 23 3
.....	19,577	5,873 10	1,642	533 63	36,691	12,208 78 4
.....	314,902	94,470 60	163,784	53,233 45	814,549	273,653 39 5
33,460	54,612	5,461 20	35,864	60,640	6,365 40 6
.....	2,168	216 80 7
.....	22,575	3,950 78	51,861	11,272 28 8
.....	649	194 70	7,340	2,390 27	16,840	5,904 15 9
202	3,336	1,000 80	79	1,094	355 56	526	7,712	2,587 13 10
.....	100,617	30,185 10	104,189	33,869 76	310,167	103,565 75 11
2,472	12,949	3,237 25	34,645	183,016	62,760 70 12
.....	380	85 50	2,824	940 90 13
392,924	348,741	61,030 13	194,481	165,087	43,401 01	760,471	638,956	141,969 54 14
.....	1,297,047	280,486 94	4,157,090	888,080 92	6,991,096	1,671,047 54
380	2,357	190 00	20,213	85,031	15,064 75 15
.....	45	6 75	35,863	8,961 25 16
.....	2	0 30	6,360	1,589 80 17
.....	3,545	709 00	46,312	13,539 10 18
.....	5,949	906 05	173,566	39,154 90
285,811	15,739	1,857 76	5,700,552	326,001	56,005 17 19
14,141	818	141 41	3,070,377	181,345	30,703 77	3,179,154	191,100	32,737 90 20
336,116	9,829	2,211 60	413,281	13,132	3,285 14 21
1,481	150	33 78	17,533	1,230	384 83 22
.....	58,738	13,216 52	350,852	108,155 47 23
.....	15,678	3,527 70	127,912	40,004 19 24
23,602	1,428	321 33	2,138,862	109,307	35,382 43 25
.....	102,380	21,310 10	181,345	30,703 77	1,119,534	275,955 13

3 GEORGE V., A. 1913

No. 14.—SUMMARY STATEMENT of Foreign Merchandise

ARTICLES.		TOTAL IMPORTS.		General Tariff.		
		Quantity	Value.	Quantity	Value.	Duty.
DUTIABLE GOODS—Con.			\$		\$	\$ cts.
Spices—						
1	Ginger and spices, n.o.p., unground... Lbs.	3,332,721	304,713	1,228,485	116,907	14,613 91
2	Ginger and spices, n.o.p., ground..... "	93,333	16,937	76,909	11,452	3,452 47
3	Ginger, preserved..... "	217,799	15,092	202,593	11,863	3,558 90
4	Nutmegs and mace, whole or unground..... "	174,282	23,036	51,481	8,815	1,763 00
5	Nutmegs and mace, ground..... "	6,694	2,170	6,511	2,104	631,20
Total, spices.....		3,824,829	361,948	1,565,979	151,141	24,019 48
Spirits and wines, viz.—						
6	Amyl alcohol or fusil oil, or any substance known as potato spirit or potato oil..... Galls.	4	9	4	9	9 60
7	Ethyl alcohol or the substance known as alcohol, hydrated oxide of ethyl, or spirits of wine..... "	178	176	178	176	427 20
8	Methyl alcohol, wood alcohol, wood naphtha, pyroxylic spirits, or any substance known as wood spirits, or methylated spirits..... "	96	179	96	179	230 40
9	Absinthe..... "	5,243	9,907	4,887	8,720	11,728 50
10	Arrack or palm spirits..... "	423	436	602	598	1,444 80
11	Brandy, including artificial brandy and imitations of brandy, n.o.p.... "	480,657	956,304	479,145	941,322	1,149,948 00
12	Cordials and liqueurs of all kinds, n.o.p., meseal pulque, rum shrub schiedam and other schnapps; tafia, angostura and similar alcoholic bitters or beverages..... "	83,462	189,394	76,235	185,820	182,964 00
13	Gin of all kinds, n.o.p..... "	1,049,809	694,547	1,021,573	686,995	2,451,775 20
14	Rum..... "	197,160	102,443	205,149	107,315	492,357 60
15	Whiskey..... "	1,268,701	2,395,637	1,204,245	2,207,374	2,890,188 00
16	All spirituous or alcoholic liquors, n.o.p..... "	63,836	29,995	34,836	29,259	83,606 40
17	Spirits and strong waters of any kind, mixed with any ingredient or ingredients, and being known or designated as anodynes, elixirs, essences, extracts, lotions, tinctures or medicines, or ethereal and spirituous fruit essences, n.o.p..... "	5,292	48,127	5,069	45,693	25,873 50
18	Medicinal or medicated wines containing not more than 40 per cent of proof spirit..... "	8,686	21,070	12,231	24,754	12,377 00
19	Alcoholic perfumes and perfumed spirits, bay rum, cologne and lavender waters, hair, tooth and skin washes, and other toilet preparations in bottles or flasks containing not more than 4 ounces each..... "	10,541	87,286	10,350	87,026	43,513 00
20	Alcoholic perfumes and perfumed spirits, bay rum, cologne and lavender waters, hair, tooth and skin washes, and other toilet preparations in bottles, flasks or other pkgs., containing more than 4 ounces each. "	8,601	112,615	8,654	113,253	66,072 80
21	Vermouth containing not more than 40 per cent of proof spirits..... "	33,537	43,513	32,563	39,664	19,832 00

SESSIONAL PAPER No. 11

Imported into Canada, &c.—Continued.

ENTERED FOR HOME CONSUMPTION.

Preferential Tariff.			Treaty Rates.			Total.		
Quantity.	Value.	Duty.	Quantity	Value.	Duty.	Quantity	Value.	Duty Collected.
	\$	\$ cts.		\$	\$ cts.		\$	\$ cts.
2,205,958	193,472	19,347 20	3,434,443	310,379	33,961 11 1
13,583	5,208	798 32	90,492	16,660	4,250 79 2
13,422	3,040	608 00	216,015	14,903	4,166 90 3
121,560	14,128	1,766 14	173,041	22,943	3,529 14 4
183	66	13 20	6,694	2,170	644 40 5
2,354,706	215,914	22,532 86	3,920,685	367,055	46,552 34
.....	4	9	9 60 6
.....	178	176	427 20 7
.....	96	179	230 40 8
.....	4,887	8,720	11,728 80 9
.....	602	598	1,444 80 10
.....	479,145	941,322	1,149,948 00 11
.....	76,235	185,820	182,964 00 12
.....	1,021,573	686,995	2,451,775 20 13
.....	205,149	107,315	492,357 60 14
.....	1,204,245	2,207,374	2,890,188 00 15
.....	34,836	29,259	83,606 40 16
.....	5,069	45,693	25,873 50 17
.....	12,231	24,754	12,377 00 18
.....	10,350	87,026	43,513 00 19
.....	8,654	113,258	66,072 80 20
.....	32,563	39,664	19,832 00 21

3 GEORGE V., A. 1913

No. 14.—SUMMARY STATEMENT of Foreign Merchandise

ARTICLES.	TOTAL IMPORTS.		General Tariff.		
	Quantity	Value.	Quantity	Value.	Duty.
DUTIABLE GOODS— <i>Con.</i>		\$		\$	\$ cts.
Spirits and wines— <i>Con.</i>					
1 Vermouth containing more than 40 per cent of proof spirits..... Galls.	99	181	27	34	64 80
2 Nitrous ether, sweet spirits of nitre and aromatic spirits of ammonia... "	702	2,665	702	2,665	2,484 30
3 Wines, ginger, containing not more than 40 per cent of proof spirits..... "	6,120	6,337	6,094	6,365	3,182 50
4 Wines, ginger, containing more than 40 per cent of proof spirits..... "	58	58	92	82	220 80
Total, spirits.....	3,223,255	4,700,879	3,102,732	4,487,308	7,438,300 70
Wines of all kinds, n.o.p., including orange, lemon, strawberry, rasp- berry, elder and currant wines—					
5 Containing 20 p.c. or less proof spirit. Galls.	119,993	117,076			
6 Containing over 20 p.c. and not over 23 p.c..... "	17,020	24,274			
7 Containing 26 p.c. or less of proof spirits..... "	261,100	162,617	74,238	58,315	36,054 00
8 Containing over 26 p.c. and not over 27 p.c..... "	22,494	11,937	14,632	7,750	6,421 96
9 Containing over 27 p.c. and not over 28 p.c..... "	61,663	44,419	49,015	32,616	24,979 45
10 Containing over 28 p.c. and not over 29 p.c..... "	40,990	30,574	30,582	20,418	16,523 28
11 Containing over 29 p.c. and not over 30 p.c..... "	38,509	33,779	21,000	14,646	12,163 80
12 Containing over 30 p.c. and not over 31 p.c..... "	31,429	33,223	14,730	13,172	9,843 60
13 Containing over 31 p.c. and not over 32 p.c..... "	54,667	57,998	34,055	33,726	24,761 45
14 Containing over 32 p.c. and not over 33 p.c..... "	45,946	55,595	24,956	33,916	21,654 56
15 Containing over 33 p.c. and not over 34 p.c..... "	28,362	44,546	22,037	37,037	21,909 23
16 Containing over 34 p.c. and not over 35 p.c..... "	12,016	21,081	9,077	17,165	9,869 54
17 Containing over 35 p.c. and not over 36 p.c..... "	5,733	9,295	4,525	8,863	5,147 65
18 Containing over 36 p.c. and not over 37 p.c..... "	2,735	4,776	2,413	4,553	2,765 44
19 Containing over 37 p.c. and not over 38 p.c..... "	1,097	2,574	1,014	2,243	1,291 44
20 Containing over 38 p.c. and not over 39 p.c..... "	697	1,015	591	699	587 94
21 Containing over 39 p.c. and not over 40 p.c..... "	223	386	399	536	428 13
22 Containing more than 40 p.c. of proof spirits, n.o.p..... "	4,493	4,800	4,541	4,853	10,898 40
Total, wines, non-sparkling.....	749,172	659,965	307,805	290,508	205,299 87

SESSIONAL PAPER No. 11

Imported into Canada, &c.—*Continued.*

ENTERED FOR HOME CONSUMPTION.								
Preferential Tariff.			Treaty Rates.			Total.		
Quantity.	Value.	Duty.	Quantity	Value.	Duty.	Quantity	Value.	Duty Collected.
	\$	\$ cts.		\$	\$ cts.		\$	\$ cts.
.....						27	34	64 80 1
.....						702	2,665	2,434 30 2
.....						6,094	6,365	3,182 50 3
.....						92	82	220 80 4
.....						3,102,732	4,487,308	7,438,300 70
.....								
.....			132,412	115,927	19,861 80	132,412	115,927	19,861 80 5
.....			15,800	24,602	3,160 00	15,800	24,602	3,160 00 6
.....			188,440	103,156	47,110 00	262,678	161,471	83,164 00 7
.....			13,954	6,352	3,907 12	28,586	14,102	10,329 08 8
.....			14,328	11,003	4,441 68	63,343	43,619	29,421 13 9
.....			12,439	10,328	4,229 26	43,021	30,746	20,752 54 10
.....			15,365	17,151	5,685 05	36,365	31,797	17,848 85 11
.....			15,759	18,185	6,303 60	30,489	31,357	16,147 20 12
.....			22,394	26,708	9,629 42	56,449	60,434	34,390 87 13
.....			19,170	19,730	8,818 20	44,126	53,646	30,472 76 14
.....			4,319	6,929	2,116 31	26,356	43,966	24,025 54 15
.....			2,317	3,801	1,204 84	11,394	20,966	11,074 38 16
.....			524	1,219	288 20	5,049	10,082	5,435 85 17
.....			343	714	198 94	2,756	5,267	2,964 38 18
.....			58	181	35 38	1,072	2,424	1,326 82 19
.....			70	176	44 80	661	875	632 74 20
.....			21	103	14 07	420	639	442 20 21
.....						4,541	4,853	10,898 40 22
.....			457,713	366,265	117,048 67	765,518	656,773	322,348 54

3 GEORGE V., A. 1913

No. 14.—SUMMARY STATEMENT of Foreign Merchandise

ARTICLES.		TOTAL IMPORTS.		General Tariff.		
		Quantity	Value.	Quantity	Value.	Duty.
DUTIABLE GOODS— <i>Con.</i>			\$		\$	\$ cts.
1	Champagne and all other sparkling wines— In bottles containing each not more than a quart but more than a pint, old wine measure..... Doz.	18,566	291,002	1,075	9,816	6,492 30
2	In bottles containing not more than a pint each but more than half a pint, old wine measure..... “	59,883	526,183	1,711	9,328	5,621 55
3	In bottles containing one-half pint each or less..... “	2,680	8,447	36	91	56 82
4	In bottles containing over one quart each..... Galls.	146	936	10	70	36 00
Total, wines, sparkling.....			826,568		19,305	12,206 67
5	Sponges..... \$		84,909		77,054	13,484 90
6	Starch, including farina, corn starch, &c. Lbs.	2,451,030	101,964	2,019,648	81,389	30,294 87
7	Stockinettes for the manufacture of rubber boots and shoes when imported by manufacturers of rubber boots and shoes, for use exclusively in the manufacture of such articles in their own factories..... \$		108,217		49,487	7,423 05
8	Stone and manufactures of— Flagstone, granite, rough, sandstone, and all building stone, not hammered, sawn or chiselled..... Tons.	20,185	81,260	20,072	79,964	11,994 60
9	Flagstone, all other building stone, sawn or dressed..... “	51,775	300,378	51,666	299,959	59,991 80
10	Granite, sawn only..... “	712	5,417	594	4,506	901 20
11	Granite, manufactures of, n.o.p..... \$		161,855		9,908	3,467 80
12	Grindstones, not mounted and not less than 36 inches in diameter..... \$		89,198		78,676	11,801 40
13	Grindstones, n.o.p..... \$		22,317		21,013	5,253 25
14	Paving blocks..... \$		64,737		64,737	12,947 40
15	Manufactures of stone, n.o.p..... \$		38,950		35,584	10,675 20
Total, stone and manufactures of.....			764,112		594,347	117,032 65
16	Straw..... Tons.	614	6,373	614	6,373	1,228 00
17	Straw, carpeting, rugs, mats and matting \$		85,321		18,498	4,624 50
18	Straw, manufactures of, n.o.p..... \$		16,403		21,357	3,737 63
19	Straw, pulp..... \$		13		13	3 25
Total, straw and manufactures of.....			108,110		46,241	9,593 38
20	Sugars, syrups and molasses— Sugar, above No. 16 D.S. in colour, and all refined sugars of whatever kinds, grades or standards..... Lbs.	23,663,109	843,466	4,266,147	154,409	51,777 67
21	Sugar, n.o.p., not above No. 16 D.S. in colour, sugar drainings, or pumpings drained in transit, melado or concentrated melado, tank bottoms and sugar concrete..... “	528,068,541	13,890,583	144,538,402	3,656,853	1,109,123 15

SESSIONAL PAPER No. 11

Imported into Canada, &c.—Continued.

ENTERED FOR HOME CONSUMPTION.								
Preferential Tariff.			Treaty Rates.			Total.		
Quantity.	Value.	Duty.	Quantity	Value.	Duty.	Quantity	Value.	Duty Collected.
	\$	\$ cts.		\$	\$ cts.		\$	\$ cts.
.....			14,634	247,064	48,292 20	15,709	256,880	54,784 50 1
.....			49,948	449,962	82,414 20	51,659	459,290	88,035 75 2
.....			2,556	7,925	2,095 92	2,592	8,016	2,152 74 3
.....			116	779	174 00	126	849	210 00 4
.....			705,730	132,976 32	725,035	145,182 99
.....	9,367	1,405 05	86,421	14,889 95 5
480,645	23,760	4,806 45			2,500,293	105,149	35,101 32 6
.....				
.....	58,730	5,873 00	108,217	13,296 05 7
.....				
113	1,296	129 60			20,185	81,260	12,124 20 8
109	419	62 85			51,775	300,378	60,054 65 9
118	911	136 65			712	5,417	1,037 85 10
.....	151,744	45,523 20	161,652	48,991 00 11
.....	10,281	1,028 10	88,957	12,829 50 12
.....	1,304	228 23	22,317	5,481 48 13
.....			64,737	12,947 40 14
.....	2,315	463 00	37,899	11,138 20 15
.....	168,270	47,571 63	762,617	164,604 28
.....				
.....					614	6,373	1,228 00 16
.....	556	97 30	66,333	14,924 95	85,387	19,646 75 17
.....	332	49 80	21,689	3,787 43 18
.....			13	3 25 19
.....	888	147 10	66,333	14,924 95	113,462	24,665 43
.....				
18,730,845	659,917	156,747 20			22,996,992	814,326	208,524 87 20
358 100 836	9,643,305	1,904,446 67			562 639,238	13,300,158	3,013,569 822 1

3 GEORGE V., A. 1913

No. 14.—SUMMARY STATEMENT of Foreign Merchandise

ARTICLES.	TOTAL IMPORTS.				
	Quantity	Value.	General Tariff.		
			Quantity	Value.	Duty.
² DUTIABLE GOODS—Con.		\$		\$	\$ cts.
¹ Sugars, syrups and molasses—Con.					
Raw sugar as described in preceding item, when imported to be refined in Canada by Canadian sugar refiners under provisions of Tariff Items 135b and 135c. (This item does not include the amount of sugar entered for consumption under Tariff Item 135, on which a refund of duty was subsequently obtained under Items 135b and 135c)..... Lbs.	25,396,807	629,277	60,165,262	1,585,050	318,230 96
Total, sugars.....	578 028 457	15,363,326	208,969,811	5,396,312	1,479,131 73
² Syrups and molasses of all kinds, the product of the sugar cane or beet, n.o.p., and all imitations thereof or substitutes therefor..... Lbs.	3,639,585	93,247	2,988,382	60,514	14,941 94
³ Molasses produced in the process of the manufacture of cane sugar from the juice of the cane without any admixture with any other ingredient, when imported direct from the place of production, or its shipping port, in the original package in which it was placed at the point of production and not afterwards subjected to any process of treating or mixing, testing by polariscope not less than 35 degrees nor more than 56 degrees..... Galls.	61,170	16,054	67,038	17,460	2,012 64
Total, syrups and molasses.....		109,301		77,974	16,954 53
⁴ Sugar candy, and confectionery of all kinds including sweetened gums, candied peel, candied pop corn, candied fruit, candied nuts, flavoring powders, custard powders, jelly powders, sweetmeats, sweetened breads, cakes, pies, puddings and all other confections containing sugar..... Lbs.	8,131,592	1,161,834	2,188,182	283,375	99,181 35
⁵ Glucose or grape sugar, glucose syrup and corn syrup or any syrups containing any admixture thereof..... "	5,530,339	86,766	3,833,787	83,491	23,961 37
⁶ Sugar, maple, and maple syrup..... "	41,112	4,838	14,870	2,233	446 60
⁷ Surgical trusses, pessaries and suspensory bandages..... \$		44,815		38,235	7,647 00
⁸ Tallow..... Lbs.	263,541	25,231	156,859	12,448	2,489 60
⁹ Tape lines of any material..... \$		12,212		9,873	2,463 25
¹⁰ Tape lines—yarn, for the manufacture of. Lbs.	3,774	1,773	1,213	289	23 90
Total, tape lines, yarn, &c.....		13,985		10,162	2,497 15

SESSIONAL PAPER No. 11

Imported into Canada, &c.—Continued.

ENTERED FOR HOME CONSUMPTION.								
Preferential Tariff.			Treaty Rates.			Total.		
Quantity.	Value.	Duty.	Quantity	Value.	Duty.	Quantity	Value.	Duty Collected.
	\$	\$ cts.		\$	\$ cts.		\$	\$ cts.
.....	60,165,262	1,585,050	318,230 96 1
376,831,681	10,303,222	2,061,193 87	585,801,492	15,699,534	3,540,325 65
677,716	31,662	2,372 15	3,666,098	92,176	17,314 09 2
.....	67,088	17,460	2,012 64 3
.....	31,662	2,372 15	109,636	19,326 73
5,784,631	821,641	184,869 95	230,799	43,018	13,981 02	8,203,612	1,148,034	298,032 32 4
102,581	3,572	410 26	3,936,368	87,063	24,371 63 5
175	17	2 55	15,045	2,250	449 15 6
.....	6,195	774 55	335	67 41	44,815	8,488 96 7
106,682	12,783	1,917 45	263,541	25,231	4,407 05 8
.....	2,342	409 95	1	0 22	12,216	2,878 42 9
2,561	1,484	74 20	3,774	1,773	103 10 10
.....	3,826	434 15	1	0 22	13,989	2,981 52

3 GEORGE V., A. 1913

No. 14.—SUMMARY STATEMENT of Foreign Merchandise

ARTICLES.	TOTAL IMPORTS.		General Tariff.		
	Quantity	Value.	Quantity	Value.	Duty.
DUTIABLE GOODS— <i>Con.</i>		\$		\$	\$ cts.
1 Tea of Ceylon, black..... Lbs.	10,733	1,282	10,733	1,282	128 20
2 Tea of Ceylon, green..... "	11,934	1,733	11,934	1,733	173 30
3 Tea of India, black..... "	670	154	670	154	15 40
4 Tea of India, green..... "	7,684	429	7,684	429	42 90
5 Tea of China, black..... "	14,449	2,296	14,449	2,296	229 60
6 Tea of China, green..... "	55,691	7,043	39,650	4,962	496 20
7 Tea of Japan, green..... "	188,380	27,621	192,374	25,221	2,522 10
8 Tea of other countries, black..... "	52,889	8,729	51,441	8,370	837 00
9 Tea of other countries, green..... "	1,203	181	1,203	181	18 10
Total, teas.....	343,633	49,468	330,138	44,628	4,462 80
10 Tinware, japanned or not, and all manufactures of tin, n.o.p..... \$		496,156		391,168	97,792 00
Tobacco and manufactures of—					
11 Cigarettes..... Lbs.	67,919	165,758	65,173	159,681	235,439 25
12 Cigars..... "	151,302	605,764	152,456	613,232	610,676 00
13 Tobacco, cut..... "	529,284	370,966	530,339	368,720	291,686 45
14 Snuff..... "	32,023	10,613	31,533	10,385	15,766 50
15 All other manufactures of tobacco, n.o.p..... "	249,152	118,142	235,883	114,229	117,941 50
Total, tobacco and manufactures of.....	1,029,680	1,271,243	1,015,384	1,266,247	1,271,509 70
16 Tobacco pipes of all kinds, pipe mounts, cigar and cigarette holders and cases for the same, smokers' sets and cases therefor, and tobacco pouches..... \$		865,836		115,083	40,279 05
17 Trawls, trawling spoons, fly hooks, sinkers, swivels, and sportsman's fishing bait, and fish hooks, n.o.p..... \$		42,704		19,986	6,995 10
18 Trunks, valises, hat-boxes, carpet bags, and tool bags..... \$		95,381		73,045	21,913 50
19 Twine, manufactures of, viz.: hammocks and lawn tennis nets, sportsman's fish nets and other articles, n.o.p..... \$		43,341		32,503	9,750 90
20 Umbrellas, parasols and sunshades, of all kinds and materials..... \$		93,271		19,610	6,863 50
21 Unenumerated articles..... \$		682,676		629,871	110,229 65
22 Varnish, lacquers, japans, japan dryers, liquid dryers and oil finish, n.o.p..... Galls.	90,261	162,935	72,274	124,616	42,493 93
Vegetables—					
23 Melons..... No.	1,200,754	104,904	1,193,962	104,572	35,818 86
24 Potatoes, n.o.p..... Bush.	494,834	491,095	350,123	403,082	70,024 60
25 Potatoes, sweet and yams..... "	44,716	53,015	44,607	52,914	4,460 70
26 Tomatoes, fresh..... "	82,613	229,281	83,062	227,845	68,353 50
27 Tomatoes and cooked corn in cans or other air-tight packages..... Lbs.	9,244,307	346,157	7,622,125	238,390	114,331 78
28 Vegetables, and baked beans in cans or other air-tight packages, n.o.p..... "	9,829,594	460,082	7,529,841	308,777	112,947 75
29 Vegetables, n.o.p..... \$		1,085,448		1,067,566	320,269 80
Total, vegetables.....		2,769,982		2,403,146	726,206 99

SESSIONAL PAPER No. 11

Imported into Canada, &c.—Continued.

ENTERED FOR HOME CONSUMPTION.								
Preferential Tariff.			Treaty Rates.			Total.		
Quantity.	Value.	Duty.	Quantity	Value.	Duty.	Quantity	Value.	Duty Collected.
	\$	\$ cts.		\$	\$ cts.		\$	\$ cts.
.....						10,733	1,282	128 20 1
.....						11,934	1,733	173 30 2
.....						670	154	15 40 3
.....						7,684	429	42 90 4
.....						14,449	2,296	229 60 5
.....						39,650	4,962	496 20 6
.....						192,374	25,221	2,522 10 7
.....						51,441	8,370	837 00 8
.....						1,203	181	18 10 9
.....						330,138	44,628	4,462 80
.....	104,770	15,715 50	495,938	113,507 50 10
.....						65,173	159,681	235,439 25 11
.....						152,456	613,232	610,676 00 12
.....						530,339	368,720	291,686 45 13
.....						31,533	10,385	15,766 50 14
.....						235,883	114,229	117,941 50 15
.....						1,015,384	1,266,247	1,271,509 70
.....	329,462	74,129 22	420,759	136,746 83	865,304	251,155 10 16
.....	22,744	5,117 90	42,730	12,113 00 17
.....	20,126	4,025 20	1,931	531 01	95,102	26,469 71 18
.....	10,838	2,167 60	43,341	11,918 50 19
.....	73,115	16,451 36	92,725	23,314 86 20
.....	48,734	7,310 10	678,605	117,539 75 21
18,097	38,296	9,363 80			90,371	162,912	51,857 73 22
.....						1,193,962	104,572	35,818 86 23
119,619	71,723	14,952 51			469,742	474,805	84,977 11 24
93	81	6 51			44,700	52,995	4,467 21 25
200	606	121 20			83,262	228,451	68,474 70 26
6,081	425	60 81	1,413,903	92,558	17,673 77	9,042,109	331,373	132,066 36 27
156,417	9,550	1,564 17	1,827,483	137,908	19,627 21	9,513,741	456,235	134,130 13 28
.....	10,475	1,571 25	1,078,041	321,841 05 29
.....	92,860	18,276 45	230,466	37,300 98	2,726,472	781,784 42

3 GEORGE V., A. 1913

No. 14.—SUMMARY STATEMENT of Foreign Merchandise

ARTICLES.		TOTAL IMPORTS.		General Tariff.		
		Quantity	Value.	Quantity	Value.	Duty.
DUTIABLE GOODS—Con.			\$		\$	\$ cts.
1	Vinegar, of any strength not exceeding strength of proof..... Galls	156,803	57,957	12,782	1,915	1,917 30
2	Vinegar, above strength of proof..... "	24,156	2,899	23,644	2,496	4,977 15
Total, vinegar.....		180,959	60,856	36,426	4,411	6,894 45
3	Waste or shoddy from cotton, woollen or other fabrics or from yarn or thread, machined, garnetted or prepared for use..... Lbs.	6,121,018	400,617	3,591 627	213,178	26,648 19
4	Watches..... \$		86,380		23,271	6,981 30
5	Watch cases and parts thereof, finished or unfinished..... \$		140,254		136,151	40,845 30
6	Watch actions and movements and parts thereof, finished or unfinished including winding bars and sleeves..... \$		1,201,824		1,198,245	149,781 01
Total, watches, cases, movements, &c....			1,428,458		1,357,667	197,607 61
7	Wax, bees..... Lbs.	118,848	35,631	111,301	33,371	3,337 10
8	Wax, paraffine..... "	1,477,000	67,214	1,438,202	64,153	16,038 25
9	Wax, sealing..... "	85,561	17,429	36,553	3,149	787 25
10	Wax, vegetable and mineral, n.o.p..... "	456,392	78,517	461,970	80,342	8,034 20
11	Wax, and manufactures, of n.o.p..... "		62,472		59,542	10,420 10
Total, wax and manufactures of.....		2,137,801	261,263	2,048,026	240,557	38,616 90
12	Webbing, elastic, over one inch wide.... \$		355,062		298,839	59,767 80
13	Webbing, non-elastic when imported by manufacturers of suspenders for use exclusively in the manufacture of such articles in their own factories..... \$		16,324		15,813	3,162 60
Total, webbing, elastic, &c.....			371,386		314,652	62,930 40
14	Whips of all kinds, including thongs and lashes..... \$		21,180		13,780	4,134 00
15	Window cornices and cornice poles of all kinds..... \$		22,865		14,873	4,461 90
16	Window shade or blind rollers..... \$		25,802		18,456	6,459 60
17	Window shades cut to size or hemmed or mounted on rollers, n.o.p., and window shade cloth in the piece..... Sq. yds.	314,546	50,803	32,114	5,461	1,911 35
Total, window cornices, rollers, shades, &c.....			99,470		38,790	12,832 85

SESSIONAL PAPER No. 11

Imported into Canada, &c.—Continued.

ENTERED FOR HOME CONSUMPTION.								
Preferential Tariff.			Treaty Rates.			Total.		
Quantity.	Value.	Duty.	Quantity	Value.	Duty.	Quantity	Value.	Duty Collected.
	\$	\$ cts.		\$	\$ cts.		\$	\$ cts.
145,734	56,524	14,573 40	3,147	874	393 47	161,663	59,313	16,884 17 1
770	501	846 98				24,414	2,997	5,824 13 2
146,504	57,025	15,420 38	3,147	874	393 47	186,077	62,310	22,708 30
2,528,391	187,439	14,057 98				6,120,018	400,617	40,706 17 3
.....	3,168	633 60		59,717	16,422 37		86,156	24,037 27 4
.....	2,669	533 80					138,820	41,379 10 5
.....	593	59 30					1,198,838	149,840 31 6
.....	6,430	1,226 70		59,717	16,422 37		1,423,814	215,256 68
5,526	1,560	78 00				116,827	34,931	3,415 10 7
44,263	2,912	436 80				1,482,465	67,065	16,475 05 8
49,722	14,312	2,146 80				86,275	17,461	2,934 05 9
981	181	9 05				462,951	80,523	8,043 25 10
.....	2,930	439 50					62,472	10,859 60 11
100,492	21,895	3,110 15				2,148,518	262,452	41,727 05
.....	56,752	7,094 17					355,591	66,861 97 12
.....	511	63 88					16,324	3,226 48 13
.....	57,263	7,158 05					371,915	70,088 45
.....	7,400	1,480 00					21,180	5,614 00 14
.....	7,992	1,598 40					22,865	6,060 30 15
.....	7,346	1,652 88					25,802	8,112 48 16
282,124	45,245	10,180 21				314,238	50,706	12,091 56 17
.....	60,583	13,431 49					99,373	26,264 34

3 GEORGE V., A. 1913

No. 14.—SUMMARY STATEMENT of Foreign Merchandise

ARTICLES.		TOTAL IMPORTS.					
		Quantity	Value.	General Tariff.			
				Quantity	Value.	Duty.	
DUTIABLE GOODS— <i>Con.</i>			\$		\$	\$ cts.	
Wood and manufactures of—							
1	Barrels containing petroleum or its products, or any mixture of which petroleum forms a part, when such contents are chargeable with a specific duty.....	No.	54,052	53,742	48,007	47,697	11,924 25
2	Barrels, empty.....	"	108,770	114,396	108,888	114,425	28,606 25
3	Caskets and coffins and metal parts thereof.....	\$		27,291		27,291	6,822 75
4	Curtain stretchers.....	\$		7,593		7,565	2,269 50
5	Fishing rods.....	\$		29,840		22,310	6,693 00
6	Handles, D. shovel, wholly of wood .	\$		54,522		54,517	8,177 55
7	Handles of all kinds, ash.....	\$		32,429		32,296	8,074 00
8	Handles of all kinds, hickory.....	\$		79,826		79,463	19,865 75
9	Heading and stave bolts and staves in the rough of poplar.....	\$		48		48	9 60
10	Lasts of wood.....	\$		117,523		117,520	29,380 00
11	Matches of wood.....	\$		58,425		48,816	12,204 00
12	Mouldings plain, gilded or otherwise further manufactured.....	\$		72,312		72,365	18,091 25
13	Rakes, hay.....	No.	3,684	518	3,684	518	116 54
14	Refrigerators.....	"	1,410	45,877	1,407	45,685	13,705 50
15	Show cases of all kinds and metal parts thereof.....	"	3,020	31,503	1,773	23,014	8,054 90
16	Woodenware, churns, n.o.p., washboards, pounders and rolling pins...	\$		22,003		21,928	4,385 60
17	Woodenware pails and tubs.....	\$		7,497		7,511	1,877 75
18	Manufactures of wood, n.o.p.....	\$		2,005,566		1,893,844	473,461 00
19	Sawed boards, planks, deals, planed or dressed on one or both sides, when the edges thereof are jointed or tongued and grooved.....	M. ft.	52,542	687,977	52,539	687,884	171,971 00
20	Umbrella, parasol and sunshade sticks or handles, n.o.p.....	\$		22,402		15,642	3,128 40
21	Veneers of oak, rosewood, mahogany Spanish cedar and walnut, not over $\frac{3}{8}$ of an inch in thickness.....	\$		251,576		251,522	18,864 74
22	Veneers of wood, n.o.p. not over $\frac{3}{8}$ of an inch in thickness.....	\$		44,251		44,136	6,620 40
23	Walking sticks and walking canes of all kinds.....	\$		16,234		8,836	2,650 80
24	Wood pulp.....	\$		90,301		87,104	21,776 00
Total, wood and manufactures of.....				3,873,652		3,711,937	878,730 53
Wool, manufactures of—							
25	Blankets composed wholly of pure wool.....	Lbs.	181,518	65,112	101,524	25,218	8,826 31
26	Cassimeres, cloths and doeskins.....	Yds.	5,330,233	3,455,562	587,325	325,442	113,904 70
27	Coatings, and overcoatings.....	"	1,579,755	1,300,355	66,581	44,316	15,510 60
28	Tweeds.....	"	2,261,496	1,507,894	85,837	52,639	18,423 65
29	Felt, cloth n.o.p.....	"	27,635	27,516	18,279	17,296	6,053 60
30	Flannels, plain, not fancy.....	"	531,912	93,077	127,960	25,814	9,034 90
31	Knitted goods, including knitted underwear, n.o.p.....	l		971,872		257,000	89,950 05
32	Bed comforters.....	No.	267	593	31	75	26 25
33	Railway rugs.....	\$		54,170		4,293	1,502,55
34	Shawls.....	\$		87,135		23,157	8,104 95

SESSIONAL PAPER No. 11

Imported into Canada, &c.—Continued.

ENTERED FOR HOME CONSUMPTION.								
Preferential Tariff.			Treaty Rates.			Total.		
Quantity.	Value.	Duty.	Quantity	Value.	Duty.	Quantity	Value.	Duty Collected.
	\$	\$ cts.		\$	\$ cts.		\$	\$ cts.
5,443	5,444	952 74				53,450	53,141	12,876 99
50	85	14 88				108,938	114,510	28,621 13
							27,291	6,822 75
	28	5 60					7,593	2,275 10
	7,530	1,506 00					29,840	8,199 00
	5	0 50					54,522	8,178 05
	145	25 39					32,441	8,099 39
	363	63 54					79,826	19,929 29
							48	9 60
	3	0 53					117,523	29,380 53
	343	60 04		6,543	1,472 20		55,702	13,736 24
	129	22 58					72,494	18,113 83
							3,684	518
3	192	38 40				1,410	45,877	13,743 90
1,252	8,280	1,863 09				3,025	31,294	9,917 99
	86	12 90					22,014	4,398 50
							7,511	1,877 75
	85,408	14,947 09		25,393	5,713 60		2,004,645	494,121 69
3	93	16 27				52,542	687,977	171,987 27
	6,260	939 00					21,902	4,067 40
	54	2 70					251,576	18,867 44
	115	11 50					44,251	6,631 90
	7,442	1,488 40					16,278	4,139 20
	3,197	479 55					90,301	22,255 55
	125,202	22,450 70		31,936	7,185 80		3,869,075	908,367 03
79,904	39,797	8,954 76				181,428	65,015	17,781 07
4,650,174	3,123,559	937,067 70				5,237,499	3,449,001	1,050,972 40
1,530,838	1,270,629	381,188 70				1,597,419	1,314,945	396,699 30
2,188,435	1,461,458	438,437 40				2,274,272	1,514,097	456,861 05
9,308	9,980	2,994 00				27,587	27,276	9,047 60
405,169	67,328	15,149 57				533,129	93,142	24,184 47
	716,264	161,161 53					973,264	251,111 53
236	518	155 40				267	593	181 65
	49,985	14,995 50					54,278	16,498 05
	64,232	19,269 60					87,339	27,374 55

3 GEORGE V., A. 1913

No. 14.—SUMMARY STATEMENT of Foreign Merchandise

ARTICLES.		TOTAL IMPORTS.		General Tariff.		
		Quantity	Value.	Quantity	Value.	Duty.
DUTIABLE GOODS—Con.			\$		\$	\$ cts.
Wool and manufactures of—Con.						
1	Shirts of wool..... Doz.	4,778	38,995	635	5,108	1,787 80
2	Socks and stockings of all kinds... Doz. prs	697,008	1,249,988	82,616	145,672	50,985 20
3	Undershirts and drawers, n.o.p..... \$		121,783		32,697	11,443 95
4	Yarns, composed wholly or in part of wool, worsted, the hair of the goat or like animal, n.o.p., costing thirty cents per pound or over, when imported on the cop, cone, or tube, or in the hank, by manufacturers of woollen goods, for use exclusively in their own factories..... Lbs.	3,531,423	1,886,253	90,940	50,437	10,087 40
5	Yarns, woollen and worsted, n.o.p.... "	488,439	254,069	109,688	60,691	18,207 30
6	All fabrics and manufactures composed wholly or in part of wool, worsted, &c., n.o.p..... \$		7,054,189		1,844,158	645,455 30
7	Fabrics of wool or of cotton or wool, commonly described and sold as lustres, mohairs, alpaca and Italian linings..... Yds.	4,189,679	1,200,624	25,859	10,233	3,581 55
8	Women's and children's dress goods, coat linings, Italian cloths, alpacas, orleans, cashmeres, henriettas, serges buntings, nun's cloth, bengalines, whip cords, twills, plains or jacquards of similar fabrics, composed wholly or in part of wool, worsted, the hair of the camel, alpaca, goat or like animal, not exceeding in weight six ounces to the square yard, when imported in the gray or unfinished state for the purpose of being dyed or finished in Canada..... Sq. yds	489,186	198,132	3,798	1,512	378 00
9	Clothing, women's and children's outside garments..... \$		494,020		346,601	121,310 35
10	Clothing, ready-made and wearing apparel, composed wholly or in part of wool worsted, &c., n.o.p..... \$		1,757,151		868,861	304,101 35
11	Carpets, Axminster, including Abusson, Savonerie and Moquette..... Yds.	359,623	343,327	15,842	16,392	5,737 20
12	Carpets, Brussels, including Wilton and Teprae..... "	361,487	355,894	16,890	19,952	6,983 20
13	Carpets, Tapestry, including drum printed or machine printed, and velvet..... "	1,055,497	584,721	25,398	16,437	5,752 95
14	Carpets, Ingrain, 2 and 3 ply all wool or union..... "	153,138	127,660	18,516	16,067	5,623 45
15	Whole carpets, including tufted, hand made or Oriental, Turkish, Persian, Japanese, Indian or Smyrna..... Sq. yds	191,493	204,786	44,071	64,702	22,645 70
16	Mats and rugs, including hearth sizes 30 sq. ft. and smaller, wool, n.o.p. \$		667,380		189,645	66,375 75
17	Felt, pressed of all kinds not filled or covered by or with any woven fabric Lbs.	1,298,276	298,804	832,017	160,171	40,042 75
18	Worsted tops made from such wools as are grown in Canada..... \$		2,676		1,109	166 35
Total, wool and manufactures of.....			24,403,738		4,625,695	1,592,003 11

SESSIONAL PAPER No. 11

Imported into Canada, &c.—Continued.

ENTERED FOR HOME CONSUMPTION								
Preferential Tariff.			Treaty Rates.			Total.		
Quantity.	Value.	Duty.	Quantity	Value.	Duty.	Quantity	Value.	Duty Collected.
	\$	\$ cts.		\$	\$ cts.		\$	\$ cts.
4,131	33,767	10,130 10				4,766	38,875	11,917 90 1
613,070	1,101,375	275,343 75				695,686	1,247,047	326,328 95 2
.....	89,334	20,100 48					122,031	31,544 43 3
3,439,805	1,835,831	229,479 56				3,530,745	1,886,268	239,566 96 4
385,086	192,054	38,410 80				494,774	252,745	56,618 10 5
.....	5,224,994	1,567,498 20					7,069,152	2,212,953 50 6
4,145,785	1,186,013	266,854 02				4,171,644	1,196,246	270,435 57 7
481,044	194,262	29,139 30	3,302	1,948	438 31	488,144	197,722	29,955 61 8
.....	145,774	43,732 20					492,375	165,042 55 9
.....	885,362	265,608 60					1,754,223	569,709 95 10
340,425	322,706	80,676 50				356,267	339,098	86,413 70 11
345,632	336,895	84,223 75				362,522	356,847	91,206 95 12
1,032,006	571,659	142,914 75				1,057,404	588,096	148,667 70 13
134,622	111,593	27,898 25				153,138	127,660	33,521 70 14
146,338	139,184	34,796 00				190,409	203,886	57,441 70 15
.....	477,138	119,284 50					666,783	185,660 25 16
468,386	139,264	20,889 60				1,300,403	299,435	60,932 35 17
.....	1,567	156 70					2,676	323 05 18
.....	19,792,522	5,236,511 22		1,948	438 31	24,420,165	6,828,952 64

3 GEORGE V., A. 1913

No. 14.—SUMMARY STATEMENT of Foreign Merchandise

ARTICLES.	TOTAL IMPORTS.				
	Quantity	Value.	General Tariff.		
			Quantity	Value.	Duty.
DUTIABLE GOODS— <i>Con.</i>		\$		\$	\$ cts.
1 Zinc, manufactures of, n.o.p.	\$	34,032		31,492	7,873 09
2 Damaged goods, under sections 49 to 53 of Rev. Stat. cap. 32.	\$	4,985		4,985	575 72
3 Prepaid postal parcels from Great Britain	\$	99,608		99,608	27,500 56
4 Special duty on articles shipped to Canada at lower than usual home trade price.	\$				86,354 25
5 Additional duties, post entries, over collections, &c.	\$				436,092 72
Total, Dutiable goods.		343,370,082		233,104,531	66,283,746 21

SESSIONAL PAPER No. 11

Imported into Canada, &c.—Continued.

ENTERED FOR HOME CONSUMPTION.								
Preferential Tariff.			Treaty Rates.			Total.		
Quantity.	Value.	Duty.	Quantity	Value.	Duty.	Quantity	Value.	Duty Collected.
	\$	\$ cts.		\$	\$ cts.		\$	\$ cts.
.....	2,518	377 70	34,010	8,250 70 1
.....			4,985	575 72 2
.....			99,608	27,500 56 3
.....				86,354 25 4
.....				436,092 72 5
.....	88,058,830	18,018,718 74	14,140,699	3,273,571 57	335,304,060	87,576,036 52

3 GEORGE V., A. 1913

No. 14.—SUMMARY STATEMENT OF IMPORTS.

ARTICLES.	IMPORTED.		ENTERED FOR HOME CONSUMPTION.	
	Quantity.	Value.	Quantity.	Value.
FREE GOODS.		\$		\$
PRODUCE OF THE MINE.				
Burrstones in blocks, rough or unmanufactured, not bound up or prepared for binding into mill stones..... No.	1,159	1,616	1,159	1,616
Chalk, China or Cornwall stone, cliff stone, and felspar, fluorspar, magnesite, ground or unground..... \$		143,330		143,330
Clays, viz.:—				
China clay, ground or unground..... Cwt.	366,185	120,262	366,185	120,262
Fire clay, ground or unground..... \$		118,863		118,863
Pipe clay, ground or unground..... \$		1,642		1,642
Clays, all other, n.o.p..... \$		16,904		16,904
Total, clays.....		257,671		257,671
Coal, anthracite, and anthracite dust..... Tons.	4,118,379	19,306,639	4,118,379	19,306,639
Earths, crude only..... \$		10,259		10,259
Emery, in bulk, crushed or ground..... \$		47,263		47,263
Flint, and ground flint stones..... Cwt.	74,061	49,481	74,061	49,481
Fossils..... \$		2,297		2,297
Fuller's earth, in bulk only..... \$		7,324		7,324
Gannister..... Cwt.	13,486	2,566	13,486	2,566
Gravels and sand..... Tons.	263,971	258,438	263,971	258,438
Gypsum, crude (sulphate of lime)..... “	2,147	12,263	2,147	12,263
Pumice and pumice stone, lava and calcareous tufa not further manufactured than ground..... \$		19,527		19,527
Minerals, viz.: Alumina..... Cwt.	211,002	421,857	211,002	421,857
Cryolite or kryolite..... “	7,996	35,639	7,996	35,639
Litharge..... “	16,419	59,908	16,419	59,908
Total, minerals.....	235,417	517,404	235,417	517,404
Mineral waters, natural, not in bottles..... Galls.	2,280	433	2,280	433
Meerschaum, crude or raw..... Lbs.	23	168	23	168
Ores of metals, n.o.p..... Cwt.	29,058,529	4,006,174	29,058,529	4,006,174
Phosphate rock (fertilizer)..... \$		43,342		43,342
Diamonds, unset..... \$		2,611,854		2,611,854
Diamond dust or bort, and black diamonds for borers. \$		50,121		50,121
Salt, imported from the United Kingdom, or any British possession; or imported for the use of the sea or gulf fisheries..... Cwt.	2,125,522	332,554	2,125,522	332,554
Stone, refuse, not sawn, hammered or chiselled, nor fit for flagstone, building stone or paving..... Tons.	258,731	108,281	258,731	108,281
Silex or crystallized quartz, ground or unground..... Cwt.	7,445	7,314	7,445	7,314
Talc, ground, bolted or precipitated, not for toilet use.. “	7,920	9,527	7,920	9,527
Whiting, gilders' whiting and Paris white..... “	266,114	99,760	266,114	99,760
Total, mine.....		27,905,606		27,905,606
THE FISHERIES.				
Ambergris..... \$		587		587
Fish offal or refuse..... \$		7,137		7,137
Fur skins, undressed, the produce of marine animals.... \$		819		819
Pearl, mother of, unmanufactured..... \$		8,133		8,133
Tortoise and other shells, unmanufactured..... \$		19,149		19,149

SESSIONAL PAPER No. 11

No. 14.—SUMMARY STATEMENT OF IMPORTS—*Continued.*

ARTICLES.	IMPORTED.		ENTERED FOR HOME CONSUMPTION.	
	Quantity.	Value.	Quantity.	Value.
FREE GOODS.—THE FISHERIES— <i>Con.</i>				
		\$		\$
Turtles.....		3,134		3,134
Whale bone, unmanufactured..... Lbs.	8	17	8	17
Seed and breeding oysters, imported for the purpose of being planted in Canadian waters.....		9,990		9,990
Live fish and fish eggs for propagating purposes.....		189		189
SPECIAL FROM NEWFOUNDLAND.				
Fish—Cod, haddock, ling and pollock, fresh..... Lbs.	39,295	2,595	39,295	2,595
Cod, haddock, ling and pollock, dry salted or smoked Cwt.	136,835	731,589	136,835	731,589
Cod, haddock, ling and pollock, wet salted.....	52	240	52	240
Cod, haddock, ling and pollock, pickled.....	1	4	1	4
Halibut, fresh..... Lbs.	135,714	8,012	135,714	8,012
Herring, fresh.....	2,418,955	32,926	2,418,955	32,926
Herring, pickled.....	8,380,068	119,965	8,380,068	119,965
Herring, smoked.....	820	82	820	82
Sea fish, other, fresh.....	22,866	1,272	22,866	1,272
Sea fish, other, pickled.....	88,124	2,984	88,124	2,984
Lobsters, fresh..... Brls.	2	36	2	36
Lobsters, preserved in cans..... Lbs.	174,421	38,083	174,421	38,083
Bait—fish, clams or other, fresh or salted..... Brls.	20	241	20	241
Salmon, fresh..... Lbs.	263,830	21,344	263,830	21,344
Salmon, canned.....	10,380	1,065	10,380	1,065
Salmon, pickled.....	418,714	24,020	418,714	24,020
Total, fish from Newfoundland.....		984,458		984,458
Fish oil, viz.: Cod..... Gals.	119,082	68,635	119,082	68,635
Seal.....	52,629	26,262	52,629	26,262
Other.....	45,841	18,096	45,841	18,096
Total, fish oil from Newfoundland.....	217,552	112,993	217,552	112,993
Other articles, produce of the fisheries, n.e.s.....		1,916		1,916
Total, fisheries.....		1,148,522		1,148,522
THE FOREST.				
Cork-wood, unmanufactured.....		40,938		40,938
Bark, hemlock..... Cords	62	372	62	372
Felloes of hickory or oak, not further manufactured than rough sawn or bent to shape.....		112,883		112,883
Handle, heading, stave and shingle bolts, n.o.p.....		158,006		158,006
Hickory billets.....		93,556		93,556
Hickory and oak spokes, not further manufactured than rough turned and not tenoned, mitred or sized.....		234,828		234,828
Hop poles.....		23,624		23,624
Hub, last, wagon, oar and gun blocks, and all like blocks or sticks, rough, hewn or sawn only, and scale board for cheese boxes.....		142,924		142,924
Ivory nuts (vegetable).....		55,960		55,960
Fence posts and railroad ties.....		1,115,132		1,115,132
Logs, and round unmanufactured timber.....		821,173		821,173

3 GEORGE V., A. 1913

No. 14.—SUMMARY STATEMENT OF IMPORTS—*Continued.*

ARTICLES.	IMPORTED.		ENTERED FOR HOME CONSUMPTION.	
	Quantity.	Value.	Quantity.	Value.
FREE GOODS—THE FOREST— <i>Con.</i>		\$		\$
Lumber and timber, planks and boards, when not otherwise manufactured than rough sawn or split or creosoted, vulcanized, or treated by any other preserving process, viz.: cherry, chestnut, gumwood, hickory and whitewood.....	Feet..	16,918,734	655,220	16,918,734 655,220
Mahogany.....	"	2,696,455	314,409	2,696,455 314,409
Oak.....	"	63,457,644	2,449,542	63,457,644 2,449,542
Pitch pine.....	M feet	91,441	1,929,923	91,441 1,929,923
Red wood.....	Feet	82,160	4,935	82,160 4,935
Rose wood.....	"	30,050	3,175	30,050 3,175
Spanish cedar.....	"	964,577	77,103	964,577 77,103
Sycamore.....	"	650	19	650 19
Walnut.....	"	470,360	27,677	470,360 27,677
White ash.....	"	2,960,599	152,990	2,960,599 152,990
African teak, amaranth, black heart, ebony, boxwood, cocoboral, dogwood, lignum vitae, persimmon, red cedar, and satin wood.....	\$		51,106	51,106
Timber, hewn or sawn, squared or sided, or creosoted	\$		366,764	366,764
Planks, boards and other lumber of wood, sawn, split or cut, and dressed on one side only, but not further manufactured.....	M feet	378,482	4,988,579	378,482 4,988,579
Pine and spruce clapboards.....	"	11	170	11 170
Laths.....	M.	66,909	155,726	66,909 155,726
Shingles.....	"	63,112	123,102	63,112 123,102
Staves of oak, sawn, split or cut, not further manufactured, than listed or jointed.....	"	7,293	215,482	7,293 215,482
Total, lumber.....			11,515,922	11,515,922
Sawdust of wood, of all kinds.....	\$		35,368	35,368
Treenails.....	M.	1	20	1 20
Wood for fuel.....	Cords	33,135	108,321	33,135 108,321
Total, forest.....			14,459,027	14,459,027
ANIMALS AND THEIR PRODUCE.				
Animals for improvement of stock, viz.:				
Horses.....	No.	2,305	1,049,332	2,344 1,068,182
Cattle.....	"	388	68,659	388 68,659
Sheep.....	"	88	1,835	88 1,835
Swine.....	"	26	907	26 907
Dogs.....	"	818	44,619	818 44,619
Goats.....	"	2	60	2 60
Asses.....	"	1	40	1 40
Fowls, domestic, pure bred.....	"	9,139	32,719	9,165 32,844
Total, animals for improvement of stock.....		12,767	1,198,171	12,832 1,217,146
Animals brought into Canada, temporarily, and for a period not exceeding three months, for the purpose of exhibition or competition for prizes offered by any agricultural or other association, viz.:				
Horses.....	No.	3,453	1,498,981	
Cattle.....	"	195	44,374	
All other, n.o.p.....	\$		11,080	
Total, animals for exhibition.....			1,554,435	

SESSIONAL PAPER No. 11

No. 14.—SUMMARY STATEMENT OF IMPORTS—*Continued.*

ARTICLES.	IMPORTED.		ENTERED FOR HOME CONSUMPTION.	
	Quantity.	Value.	Quantity.	Value.
FREE GOODS—ANIMALS— <i>Con</i>		\$		\$
Bees.....	\$	1,132		1,132
Bones, crude.....	Cwt.	57,983	57,983	76,773
Bone dust, charred bone, and bone ash.....	"	74,313	74,313	103,201
Bristles.....	Lbs.	209,227	209,227	170,713
Cat-gut or worm gut unmanufactured, adapted for the manufacture of whip or other cord, or of ligatures.....	\$	2,405		2,405
Fur skins of all kinds, not dressed in any manner, n.o.p..	\$	4,163,140		4,163,140
Grease and degreas for stuffing or dressing leather.....	Lbs.	3,092,707	3,092,707	134,286
Grease, rough, the refuse of animal fat, for the manufacture of soap and oils only.....	"	12,758,500	12,758,500	804,054
Total, grease.....		15,851,207	15,851,207	938,340
Guano and other animal manures.....	Cwt.	47,462	47,462	19,182
Hair, cleaned or uncleaned, not dyed, curled or otherwise manufactured.....	Lbs.	677,416	677,416	134,369
Horse hair, not further manufactured than simply cleaned, and dipped or dyed.....	"	169,847	169,847	123,318
Hatters' furs, not on the skin.....	\$	137,743		137,743
Hides and skins, raw, whether dry salted or pickled....	Lbs.	47,900,840	47,900,840	8,724,735
Hoofs, horn strips, horn and horn tips, in the rough, not polished or otherwise manufactured than cleaned.....	\$	111		111
Ivory, unmanufactured.....	Lbs.	1,021	1,021	4,483
Leeches.....	\$	389		389
Musk in pods or in grains.....	Oz.	306	306	2,705
Pelts, raw.....	\$	178,881		178,881
Pigeons, homing and messenger, pheasants and quails..	\$	4,591		4,591
Quills in their natural state or unplumed.....	\$	1,678		1,678
Rennet, raw and prepared.....	\$	52,195		52,195
Silk, raw, or as reeled from the cocoon, not being doubled twisted or advanced in manufacture in any way.....	Lbs.	112,581	112,581	381,604
Silk in the gum or spun, when imported by manufacturers of silk underwear or of woven labels, for use exclusively for the manufacture of such articles in their own factories.....	"	10,731	10,731	33,991
Silk cocoons and silk waste.....	\$	3,762		3,762
Sausage skins or casings, not cleaned.....	\$	902		902
Wool and the hair of the camel, alpaca, goat and other like animals, not further prepared than washed, n.o.p.	Lbs.	7,195,436	7,195,436	1,555,395
Total, animals and their produce.....		19,568,344		18,032,884
AGRICULTURAL PRODUCTS.				
Bamboo-reeds, not further manufactured than cut into suitable lengths for walking sticks or canes, or for sticks for umbrellas, parasols or sunshades, and bamboos unmanufactured.....	\$	3,848		3,848
Bristles, n.e.s.....	Lbs.	33,621	33,621	21,994
Broom corn.....	\$	437,001		437,001
Cane and rattans not manufactured.....	\$	12,383		12,383
Citron, lemon and orange rinds in brine.....	\$	334		334
Cocoa beans, not roasted, crushed or ground.....	Lbs.	5,604,949	5,604,949	691,669
Cotton wool or raw cotton, not dyed.....	Lbs.	72,793,905	72,793,905	7,932,467
Esparto, or Spanish grass, and other grasses and pulp of, including fancy grasses dried but not coloured or otherwise manufactured, n.o.p.....	Cwt.	323	323	1,410

3 GEORGE V., A. 1913

No. 14.—SUMMARY STATEMENT OF IMPORTS—*Continued.*

ARTICLES.	IMPORTED.		ENTERED FOR HOME CONSUMPTION.	
	Quantity.	Value.	Quantity.	Value.
FREE GOODS—AGRICULTURAL PRODUCTS— <i>Con.</i>				
		\$		\$
Fibre, Mexican, istle, or tampico..... Cwt.	1,614	19,103	1,614	19,103
Fibrilla, flax fibre and flax tow..... "	1,003	4,955	1,003	4,955
Fibre vegetable, n.o.p..... "	7,003	54,470	7,003	54,470
Total, fibre.....	9,620	78,528	9,620	78,528
Florist stock, viz.: Azaleas, rhododendrons, pot grown li- laes, seedling carnation stock, rose stock and other stock for grafting, n.o.p.; araucaria, bulbs, corms, tubers, rhizomes and dormant roots, n.o.p..... \$		216,301		216,301
Fruits, green, viz.:				
Bananas..... Bunches.	2,193,182	2,071,965	2,193,182	2,071,965
Berries, viz.: wild blueberries, wild strawberries, and wild raspberries..... \$		5,684		5,684
Guavas, mangoes, plaintains pomegranates..... \$		1,496		1,496
Lemons and limes..... \$		746,405		746,405
Oranges and shaddocks or grape fruit..... \$		3,218,030		3,218,030
Pine-apples..... No.	3,617,731	283,858	3,617,731	283,858
Total, fruits green.....		6,327,438		6,327,438
Foots, being the refuse of the cotton seed or olives after the oil has been pressed out..... Cwt.	6,363	31,211	6,363	31,211
Hemp, dressed or undressed..... "	82,661	416,163	82,661	416,163
Indian corn, not for purposes of distillation..... Bush.	15,130,660	9,766,461	15,121,080	9,757,947
Jute butts and jute..... Cwt.	1,267	5,869	1,267	5,869
Locust beans and locust bean meal..... Lbs.	17,630	543	17,630	543
Manilla grass..... Cwt.	290,362	1,470,060	290,362	1,470,060
Manures, vegetable..... "	2,216	725	2,216	725
Osiers or willows, unmanufactured..... \$		8,007		8,007
Palm leaf, unmanufactured..... \$		2,153		2,153
Rice, uncleaned, unhulled or paddy..... Lbs.	44,198,134	908,621	44,198,134	908,621
Seedling stock for grafting, viz.:				
Plum, pear, peach and other fruit trees..... \$		17,690		17,690
Seeds, viz.:—				
Annato..... Lbs.	4,673	319	4,673	319
Beet and mangold..... "	346,249	54,182	346,249	54,182
Carrot..... "	20,876	10,574	20,876	10,574
Turnip..... "	270,004	23,426	270,004	23,426
Mustard..... "	196,485	8,692	196,485	8,692
Beans (seed) from the United Kingdom..... "	8,482	776	8,482	776
Pease (seed) from the United Kingdom..... "	48,844	3,131	48,884	3,131
Rape, sowing..... "	354,802	13,036	354,802	13,036
Mushroom spawn..... \$		2,809		2,809
Total, seeds.....		116,945		116,945
Teasels..... \$		975		975
Tobacco, unmanufactured for excise purposes, under con- ditions of Inland Revenue Act..... Lbs.	17,238,994	4,432,682	17,203,513	4,434,757
Trees, n.o.p..... \$		2,457		2,457
Total, agricultural products.....		32,903,935		32,897,496

SESSIONAL PAPER No. 11

No. 14.—SUMMARY STATEMENT OF IMPORTS—Continued.

ARTICLES.	IMPORTED.		ENTERED FOR HOME CONSUMPTION.	
	Quantity.	Value.	Quantity.	Value.
MANUFACTURED AND PARTIALLY MANUFACTURED ARTICLES.		\$		\$
Admiralty charts.....	\$	2,557		2,557
Album insides, made of paper.....	\$	200		200
Artificial limbs, articles for manufacture of, pressed felt, elastic web and hollow wood blocks.....	\$	594		594
Artificial limbs and parts thereof.....	\$	30,734		30,734
Artificial teeth, not mounted.....	\$	159,016		159,016
Asphaltum or asphalt, solid..... Cwt.	623,701	552,171	623,701	552,171
Astrachan or Russian hare skins and China goat skins, plates or rugs, wholly or partially dressed but not dyed.....	\$	81,745		81,745
Bells when imported for use of churches only.....	\$	58,692		58,692
Binder twine..... Lbs.	29,836,997	2,136,841	29,836,997	2,136,841
Binder twine, articles which enter into the cost of the manufacture of binder twine or twine for harvest binders, when imported for such use exclusively by manufacturers who manufacture such twine only.....	\$	29,388		29,388
Blanc fixe and satin white..... Lbs.	2,658,836	29,545	2,658,836	29,545
Blanketing and lapping and discs or mills for engraving copper rollers, imported by cotton manufacturers, calico printers, and wall paper manufacturers for use in their own factories only.....	\$	12,950		12,950
Blast furnace slag.....	\$	122,410		122,410
Bolting cloth, not made up.....	\$	20,259		20,259
Bone pitch, crude only.....	\$	2,152		2,152
Books, viz.: Bibles, prayer books, psalm and hymn books, religious tracts, and Sunday school lesson pictures.....	\$	298,393		298,393
Books, printed by any government or by any association for the promotion of science or letters and official annual reports of religious or benevolent associations and issued in the proceedings of said associations, to their members, and not for the purpose of sale or trade.....	\$	3,792		3,792
Books, embossed and grooved cards for the blind and books for the instruction of the deaf and dumb and blind.....	\$	814		814
Maps and charts for the use of schools for the blind.....	\$	20		20
Books, not printed or reprinted in Canada, which are included and used as text books in the curriculum of any university, college or school in Canada; books specially imported for the bona fide use of incorporated mechanics' institutes, public libraries, libraries of universities, colleges and schools, or for the library of any incorporated medical law, literary, scientific or art association or society, and being the property of the organized authorities of such library, and not in any case the property of individuals.....	\$	517,044		517,044
Books, bound or unbound, which have been printed and manufactured more than twelve years.....	\$	22,431		22,431
Books, viz.: Books on the application of science to industries of all kinds, also books printed in any language other than the English and French languages, or in any two languages not being English or French, or any three or more languages.....	\$	194,033		194,033
Book manuscript and insurance maps.....	\$	11,268		11,268
Total, books and maps.....		1,047,845		1,047,845

3 GEORGE V., A. 1913

No. 14.—SUMMARY STATEMENT OF IMPORTS—*Continued.*

ARTICLES.	IMPORTED.		ENTERED FOR HOME CONSUMPTION.	
	Quantity.	Value.	Quantity.	Value.
FREE GOODS—MANUFACTURED ARTICLES ETC.— <i>Con.</i>		\$		\$
Bookbinder's cloth.....	\$	87,730		87,730
Brick, fire, of a class or kind not made in Canada.....	\$	860,763		860,763
Buckram, adapted for the manufacture of hat and bonnet shapes.....	\$	64,041		64,041
Braids of plaits of chip, palm leaf, manilla, willow, osier, rattan, straw, Tuscan or grass, suitable for making or ornamenting hats.....	\$	253,267		253,267
Bullion or gold fringe.....	\$	15,284		15,284
Buttons, shoe, papier mache.....	Gross	254,591	254,591	10,607
Carbons over six inches in circumference.....	No.	1,051,608	1,051,608	194,676
Celluloid, xylonite or xyolite, in sheets, lumps, blocks, rods or bars not further manufactured than moulded or pressed.....	\$	24,145		24,145
Chronometers and compasses for ships.....	\$	8,751		8,751
Coal and pine pitch.....	Gals..	1,646,387	1,646,387	95,315
Coal and pine tar, crude, in packages of not less than 15 gals. "	"	1,839,392	1,839,392	82,502
Coal tar base or salt (paranitraniline).....	Lbs.	24,546	24,546	4,031
Coke.....	Tons.	641,903	641,903	1,637,091
Coke, ground, when imported by manufacturers of electric batteries, for use only in their own factories in the manufacture of such batteries.....	Cwt.	6,359	6,359	7,840
Colours, metallic, viz.: oxide of cobalt, tin and copper, n.o.p.....	Lbs.	303,738	303,738	118,231
Colours, dry red lead and orange mineral.....	"	930,429	930,429	35,178
Colours, zinc white.....	"	930,144	930,144	22,100
Communion sets of metal, glass or wood.....	\$	32,716		32,716
Coir and coir yarn.....	Lbs.	572,813	572,813	31,182
Cotton or linen duck, seamless, in circular form, of a class or kind not made in Canada for use in the manufacture of hose pipe.....	\$	113,887		113,887
Cotton thread, nitrate of thorium and nitrate of cerium, for use in the manufacture of incandescent gas mantels when imported by manufacturers of such mantels or of stockings for such mantels.....	\$	5,465		5,465
Crucibles, clay, sand or plumbago.....	\$	72,376		72,376
Crucibles, platinum.....	\$	5,112		5,112
Curling stones and handles therefor.....	No.	4,392	4,392	25,016
Drugs, dyes, chemicals and medicines:				
Acid, boracic, in packages of not less than 25 pounds..	Lbs.	327,686	327,686	18,422
Acid, hydro-fluo-silicic.....	"	167,112	167,112	9,137
Acid, oxalic.....	"	257,382	257,382	12,588
Acid, tannic.....	\$	25,549	25,549	7,491
Alum, in bulk, ground or unground but not calcined..	Lbs.	3,211,790	3,211,790	26,286
Alumina, sulphate of or alum cake.....	"	6,772,127	6,772,127	33,055
Ammonia, nitrate of.....	"	636,013	636,013	40,159
Ammonia, sulphate of.....	"	356,866	356,866	11,091
Aniline and coal tar dyes, soluble in water, in packages of not less than one pound weight, including alizarine and artificial alizarine.....	"	2,202,124	2,202,124	467,366
Aniline oil, crude.....	"	62,811	62,811	4,534
Aniline salts.....	"	241,042	241,042	22,157
Annatto, liquid or solid.....	"	90,428	90,428	10,717
Antimony or regulus of, not ground, pulverized or otherwise manufactured.....	"	512,590	512,590	32,867
Antimony salts, viz.: tartar emetic, chlorine and lactate (antimonine).....	"	20,927	20,927	2,595
Arsenious oxide.....	"	68,649	68,649	1,304
Arsenic, sulphide of.....	"	282,165	282,165	5,311
Beans, viz.:				
Tonquin, crude only.....	"	731	731	1,492
Vanilla, crude only.....	"	18,322	18,322	67,328

SESSIONAL PAPER No. 11

No. 14.—SUMMARY STATEMENT OF IMPORTS—*Continued.*

ARTICLES.	IMPORTED.		ENTERED FOR HOME CONSUMPTION.	
	Quantity.	Value.	Quantity.	Value.
		\$		\$
Borax, in bulk of not less than 25 pounds..... Lbs.	3,270,247	121,942	3,270,247	121,942
Brimstone, crude, or in roll or flour, and sulphur in roll or flour.....	" 45,039,790	465,926	45,039,790	465,926
Bromine.....	" 23	40	23	40
Burgundy pitch.....	" 52,142	2,640	52,142	2,640
Camwood and sumac and extract thereof.....	" 805,876	16,298	805,876	16,298
Chloralum and chloride of aluminium.....	" 3,600	806	3,600	806
Chloride of lime and hypo-chlorite of lime in packages of not less than 25 pounds.....	" 12,311,021	122,214	12,311,021	122,214
Cochineal.....	" 2,887	1,276	2,887	1,276
Copper, precipitate of crude.....	" 3,728	429	3,728	429
Cream of tartar in crystals or argols.....	" 1,529,778	274,603	1,529,778	274,603
Cyanide of potassium, cyanide of sodium, cyanogen bromine for reducing metals in mining operations.....	" 637,084	96,107	637,084	96,107
Dragon's blood.....	" 590	508	590	508
Dyeing or tanning articles in a crude state used in dyeing or tanning, n.o.p.....	" 9,401,888	161,738	9,401,888	161,738
Extract of logwood, fustic, oak, and of oak bark and quebracho.....	\$ 25,354,951	682,511	25,354,951	682,511
Ferment cultures to be used in butter-making.....		83		83
Glycerine, crude, when imported by manufacturers for use only in their own factories in the manufacture of refined glycerine..... Lbs.	920,359	128,989	920,359	128,989
Glycerine, when imported by manufacturers of explosives, for use exclusively for the manufacture of such articles in their own factories.....	" 4,922,200	942,748	4,922,200	942,748
Roots, medicinal, viz.: Alkanet, crude, crushed or ground, aconite, calumba, foliae digitalis, gentian, ginseng, jalap, ipecacuanha, iris, orris root, liquorice, sarsaparilla, squills, taraxacum, rhubarb and valerian, unground.....	\$	26,755	26,755
Gums, viz.;				
Amber, arabic, australian, copal, damar, elemy, kaurie, mastic, sandarac, senegal, tragacanth, gedda, barberry, pontianac and lac, crude, seed, button, stick, and shell..... Lbs.	3,166,287	434,328	3,166,287	434,328
Chicle or Sappato gum, crude.....	" 6,421,663	2,005,179	6,421,663	2,005,179
Indigo.....	" 52,745	9,611	52,745	9,611
Indigo, paste and extract of.....	" 47,056	8,820	47,056	8,820
Iodine, crude.....	" 10,530	16,866	10,530	16,866
Iron liquor, being solution of acetate or nitrate of iron adapted for dyeing and calico printing.....	\$	2,813	2,813
Kainite, and other German mineral potash salts for fertilizers..... Lbs.	578,490	6,995	578,490	6,995
Lead, nitrate and acetate of, not ground.....	" 664,215	33,825	664,215	33,825
Litmus and all lichens, prepared or not.....	" 842	155	842	155
Logwood and fustic, ground, and ground oak bark.....	" 5,131	179	5,131	179
Manganese, oxide of.....	" 2,135,010	24,381	2,135,010	24,381
Moss, Iceland, and other mosses.....	" 785,125	35,127	785,125	35,127
Nut galls and extracts thereof.....	" 14,397	1,766	14,397	1,766
Persis, or extract of archill and cudbear.....	" 1,520	177	1,520	177
Phosphorus.....	" 16,310	4,846	16,310	4,846
Potash, caustic, in packages of not less than 25 pounds each.....	" 563,457	28,528	563,457	28,528
Potash, chlorate of, not further prepared than ground..	" 554,296	42,227	554,296	42,227
Potash, bichromate crude.....	" 303,927	20,578	303,927	20,578
Potash, muriate, and sulphate.....	" 6,330,818	116,899	6,330,818	116,899
Potash, red and yellow prussiate of.....	" 162,199	13,229	162,199	13,229
Potash and pearl ash in packages of not less than 25 pounds each.....	" 193,802	8,850	193,802	8,850
Quassia juice.....	\$	40	40

3 GEORGE V., A. 1913

No. 14.—SUMMARY STATEMENT OF IMPORTS—Continued.

ARTICLES.	IMPORTED.		ENTERED FOR HOME CONSUMPTION.	
	Quantity.	Value.	Quantity.	Value.
FREE GOODS—MANUFACTURED ARTICLES, ETC.— <i>Con.</i>				
		\$		\$
Quicksilver.....	Lbs. 106,958	60,943	106,958	60,943
Quinine, salts of.....	Oz. 182,601	24,241	182,601	24,241
Radium.....	\$	1,747	1,747
Red liquor, being a crude acetate of aluminum prepared from pyroligneous acid and adapted for dyeing and calico printing.....	\$	673	673
Saffron, saffron cake, safflower and extracts of.....	Lbs. 520	1,038	520	1,038
Sal ammoniac.....	" 832,881	38,922	832,881	38,922
Saltpetre or nitrate of potash.....	" 2,311,723	108,702	2,311,723	108,702
Seeds, aromatic, crude, not edible and not advanced in value or condition by grinding or refining or by any other process or manufacture, viz.:—		•		
Anise, anise-star, caraway, coriander, cardamon, cumin, fenugreek and fennel.....	" 234,792	14,339	234,792	14,339
Soda ash or barilla.....	" 46,875,207	389,810	46,875,207	389,810
Soda bichromate of.....	" 354,880	20,598	354,880	20,598
Soda bisulphite of.....	" 620,949	6,930	620,949	6,930
Soda caustic, in packages of not less than 25 pounds.....	" 14,350,811	266,188	14,350,811	266,188
Soda, chlorate of.....	" 1,022,854	54,776	1,022,854	54,776
Soda, hyposulphite, when imported by tanners for tanning leather.....	" 489,000	6,266	489,000	6,266
Soda nitrate of or cubic nitre.....	" 57,635,452	856,875	57,635,452	856,875
Soda, nitrite of.....	" 46,947	1,857	46,947	1,857
Soda, peroxide of.....	" 25,795	8,776	25,795	8,776
Soda, sal.....	" 10,047,212	62,036	10,047,212	62,036
Soda, silicate of, in crystals or in solution.....	" 9,045,766	62,523	9,045,766	62,523
Soda, sulphate of, crude, known as salt cake.....	" 14,237,160	91,148	14,237,160	91,148
Soda, arseniate, binarseniate and stannate of.....	" 66,472	2,620	66,472	2,620
Soda, prussiate and sulphite of.....	" 349,889	8,618	349,889	8,618
Sodium, sulphide of.....	" 1,024,434	14,936	1,024,434	14,936
Sulphate of iron (copperas).....	" 643,772	4,316	643,772	4,316
Sulphate of copper (blue vitriol).....	" 2,049,817	87,528	2,049,817	87,528
Tartaric acid crystals.....	" 279,214	60,164	279,214	60,164
Terra japonica, gambier or cutch.....	" 2,821,349	109,678	2,821,349	109,678
Tin, bichloride of.....	" 27,479	4,195	27,479	4,195
Tin crystals.....	\$	3,626	3,626
Turmeric.....	Lbs. 39,927	2,512	39,927	2,512
Ultramarine blue, dry or in pulp.....	" 340,520	22,113	340,520	22,113
Verdigris, or sub-acetate of copper, dry.....	" 2,799	433	2,799	433
Zinc dust.....	" 153,697	10,522	153,697	10,522
Zinc, sulphate and chloride of.....	" 494,523	18,740	494,523	18,740
Drugs, crude, such as barks, flowers, roots, beans, berries, balsams, bulbs, fruits, insects, grains, gums and gum resins, herbs, leaves, nuts, fruit and stem seeds—which are not edible and which are in a crude state and not advanced in value by refining or grinding or any other process of manufacture, n.o.p.....	\$	130,355	130,355
Total, drugs.....	9,193,671	9,193,671
Fashion plates, tailors, milliners, and mantle makers'..	\$	33,612	33,612
Felt, adhesive, for sheathing vessels.....	\$	1,110	1,110
Fertilizers, unmanufactured, n.o.p.....	\$	1,319	1,319
Fillets of cotton and rubber, not exceeding seven inches wide when imported by manufacturers of card clothing for use exclusively in the manufacture of card clothing in their own factories.....	\$	308	308

SESSIONAL PAPER No. 11

No. 14.—SUMMARY STATEMENT OF IMPORTS—*Continued.*

ARTICLES.	IMPORTED.		ENTERED FOR HOME CONSUMPTION.	
	Quantity.	Value.	Quantity.	Value.
FREE GOODS—MANUFACTURED ARTICLES, ETC.— <i>Con.</i>		\$		\$
Fisheries, for the use of, viz.: Fish hooks for deep sea or lake fishing not smaller in size than No. 2.0, not including hooks commonly used for sportsman's purposes...	\$	23,330		23,330
Bank, cod, pollock and mackerel fish lines; and mackerel herring, salmon, seal, seine, mullet, net and trawl twine in hanks or coils, barked or not, in variety of sizes and thread, including gilling thread in balls, and head ropes for fishing nets, manilla rope not exceeding 1½ inches in circumference for holding traps in the lobster fishery barked marline, and net norsels of cotton, hemp or flax, and fishing nets or seines, when used exclusively for the fisheries, and not including lines or nets commonly used for sportsman's purposes.....	\$	1,052,518		1,052,518
Total, fish hooks, seines, &c.....		1,075,848		1,075,848
Fuse heads of metal foil and cardboard, when imported by manufacturers of electric fuses, for use only in their own factories in the manufacture of such fuses.....	\$	4,807		4,807
Glass, cut to size for manufacture of dry plates for photographic purposes when imported by the manufacturers of such dry plates for use exclusively in the manufacture thereof in their own factories.....	\$	10,570		10,570
Glove fasteners metal, shoe eyelets, corset eyelets, shoe eyelet hooks, shoe lace wire fasteners.....	\$	237,026		237,026
Globes, geographical, topographical and astronomical..	\$	6,565		6,565
Gold beaters' moulds and gold beaters' skins.....	\$	4,569		4,569
Gold and silver sweepings.....	\$	46		46
Hatters' bands (not cords), bindings and hat sweats; hatters' tips and sides when cut to shape, and cashmere when cut to shape for under brims and hat covers, for use exclusively in the manufacture of these articles in their own factories.....	\$	109,259		109,259
Hatters' plush of silk or cotton.....	\$	7,012		7,012
Hemp, paper, made on four cylinder machines and calendered to between .006 and .008 thickness adapted for the manufacture of shot shells; and felt board sized and hydraulic pressed and covered with paper or uncovered adapted for the manufacture of gun wads.....	\$	28,188		28,188
Hoods, unfinished, composed of 'Leghorn, 'Manilla palm leaf, grass, willow or chip, not bleached or blocked..	\$	2,671		2,671
Iron sand or globules or iron shot, and dry putty adapted for polishing glass or granite or for sawing stone.....	Lbs. 236,476	9,115	236,476	9,115
Ivories, piano key.....	\$	153,305		153,305
Junk, old.....	Cwt. 7,161	17,871	7,161	17,871
Jute cloth as taken from the loom, not coloured, cropped, mangled, pressed, calendered, nor finished in any way	Yds. 20,846,478	1,062,173	20,846,478	1,062,173
Jute or hemp yarn, plain, dyed or coloured.....	Lbs. 2,844,077	248,287	2,844,077	248,287
Jute canvas, uncoloured.....	Yds. 4,268,620	366,975	4,268,620	366,975
Kelp, sea grass and sea weed in their natural state or cleaned only, n.o.p.....	Cwt. 618	1,949	618	1,949
Lamp black, bone black, ivory black and carbon black	Lbs. 2,132,616	79,932	2,132,616	79,932
Lenses and shutters for manufacturing cameras.....	\$	34,250		34,250
Life boats and life-saving apparatus specially imported by societies to encourage the saving of human life....	\$	1,489		1,489
Lime juice, crude only.....	Galls. 108,572	18,217	108,572	18,217
Lastings, mohair cloth, or other manufactures of cloth, woven or made in patterns of such size, shape or form, or cut in any such manner as to be fit only for covering buttons, when imported by manufacturers of buttons.	\$	15,600		15,600

3 GEORGE V., A. 1913

No. 14—SUMMARY STATEMENT OF IMPORTS—*Continued.*

ARTICLES.	IMPORTED.		ENTERED FOR HOME CONSUMPTION.	
	Quantity.	Value.	Quantity.	Value.
FREE GOODS—MANUFACTURED ARTICLES, ETC.— <i>Con.</i>		\$		\$
Medals of gold, silver or copper, and other metallic articles, actually bestowed as trophies or prizes and received and accepted as honorary distinctions, and cups or other metallic prizes won in bona fide competitions.....	\$	6,667		6,667
Mexican saddle trees and stirrups of wood.....	\$	13,408		13,408
Metals, viz.—				
Aluminum in ingots, blocks, bars, rods, strips, sheets or plates.....	Lbs.	2,395,881	487,490	2,395,881
Aluminium tubing in lengths of not less than 6 feet, not bent, &c.....	"	7,422	2,528	7,422
Anchors for vessels.....	Cwt.	5,369	21,597	5,369
Bismuth, metallic, in its natural state.....	Lbs.	5,104	9,401	5,104
Brass caps adapted for use in the manufacture of electric batteries.....	\$		4,146	4,146
Brass cups, being rough blanks, for the manufacture of paper shells or cartridges, when imported by manufacturers of brass and paper shells and cartridges for use exclusively in the manufacture of such articles in their own factories.....	\$		63,679	63,679
Brass, old and scrap.....	Cwt.	31,727	325,772	31,727
Brass, in blocks, ingots or pigs.....	"	18,032	204,668	18,032
Brass tubing not polished bent or otherwise manufactured in lengths not less than 6 feet.....	Lbs.	1,891,065	340,720	1,891,065
Brass in bars or rods not less than 6 ft. in length, and brass in strips, sheets or plates not polished, &c., for use in Canadian manufacture (O.C. 11th Aug. '08)..	Cwt.	36,261	523,873	36,261
Total, brass.....			1,462,858	1,462,858
Britannia metal, in pigs, blocks, or bars.....	Cwt.	157	6,318	157
Canada plates; Russia iron; terne plates and rolled sheets of iron or steel coated with zinc, spelter or other metal, of all widths or thickness, n.o.p.....	"	190,895	441,163	190,895
Chain, malleable sprocket or link belting.....	\$		232,391	232,391
Copper, old and scrap.....	Cwt.	1,923	21,926	1,923
Copper, in blocks, pigs or ingots.....	"	53,497	677,516	53,497
Copper, in bars and rods in coil or otherwise, in lengths of not less than 6 feet, unmanufactured.....	"	269,253	3,558,502	269,253
Copper in strips, sheets or plates, not polished, planished or coated, &c.....	"	32,205	505,769	32,205
Copper tubing in lengths of not less than 6 feet, and not polished, bent or otherwise manufactured.....	Lbs.	573,328	115,323	573,328
Copper, rollers adapted for use in calico printing.....	\$		14,233	14,233
Total, copper.....			4,893,269	4,893,269
Cream separators and steel bowls for.....	\$		361,896	361,896
Cream separators—materials which enter into the construction and form part of, when imported by manufacturers of cream separators to be used in the manufacture thereof.....	\$		304,255	304,255
Gun barrels in single tubes, forged, rough bored.....	\$		1,350	1,350

SESSIONAL PAPER No. 11

No. 14.—SUMMARY STATEMENT OF IMPORTS—*Continued.*

ARTICLES.	IMPORTED.		ENTERED FOR HOME CONSUMPTION.	
	Quantity.	Value.	Quantity.	Value.
FREE GOODS—MANUFACTURED ARTICLES, ETC.— <i>Con.</i>		\$		\$
Gas buoys.— The following articles and materials when imported by manufacturers of automatic gas buoys and automatic gas beacons, for use in the manufacture of such buoys and beacons for the Government of Canada or for export, viz.: Iron or steel tubes over 16 inches in diameter; flanged and dished steel heads made from boiler plate, over 5 feet in diameter; hardened steel balls, not less than 3 inches in diameter; acetylene gas lanterns and parts thereof and tobin bronze in bars or rods.....		27,933		27,933
Iron or steel rods over 5/16 in. for manufacture of chains Cwt.	21,821	29,100	21,821	29,100
Iron or steel, rolled round wire rods, in the coil, not over 3/4 inch in diameter, when imported by wire manufacturers for use in making wire in the coil in their own factories..... Cwt.	867,946	1,033,397	867,946	1,033,397
Boiler plate of iron or steel not less than 30 inches in width and not less than 1/4 inch in thickness, for use exclusively in the manufacture of boilers..... “	353,668	516,947	353,668	516,947
Rolled iron or steel, and cast steel in bars, band, hoop, scroll or strip, sheet or plate of any size, thickness or width, galvanized or coated with any material, or not, and steel blanks for the manufacture of milling cutters when of greater value than 3 1/2 cents per pound... Cwt. (Pref)	82,339	579,320	82,339	579,320
Rolled iron or steel sheets in strips, polished or not, 14 gauge and thinner, n.o.p..... “	259,919	587,259	259,919	587,259
Rolled iron or steel hoop, band, scroll or strip, No. 14 gauge and thinner, galvanized, or coated with other metal or not, n.o.p..... “	23,027	41,517	23,027	41,517
Sheets, flat, of galvanized iron..... “	486,181	1,389,343	486,181	1,389,343
Metallic elements and tungstic acid, when imported by manufacturers of metal filaments for electric lamps.. \$		41,274		41,274
Iron tubing, lacquered or brass covered, not over 2 inches in diameter, and brass trimmings, when imported by manufacturers of iron or brass bedsteads for use exclusively in the manufacture of such articles in their own factories..... \$		217,596		217,596
Iron tubing, brass covered, not over 2 inches in diameter, in the rough, when imported by manufacturers for use only in their own factories in the manufacture of towel bars, bath tub rails and clothes carriers..... \$		197		197
Iron tubing, lacquered or brass covered, not over 2 inches in diameter, brass cased rods and brass trimmings, when imported by manufacturers of carriage rails for use exclusively in the manufacture of such articles in their own factories..... \$		11,288		11,288
Iron tubing, lacquered or brass covered, for manufacturing extension rods for windows..... \$		7,071		7,071
Iron or steel beams sheets, plates, angles, knees, masts or parts thereof, and cable chains for wooden, iron, steel or composite ships or vessels..... Cwt.	136,983	202,550	136,983	202,550
Locomotive and car wheel tires of steel in the rough.. “	167,083	405,993	167,083	405,993
Manufactured articles of iron or steel or brass which at the time of their importation are of a class or kind not manufactured in Canada, imported for use in the construction or equipment of ships or vessels..... \$		101,726		101,726
Scrap iron and scrap steel, old, and fit only to be remanufactured, being part of or recovered from any vessel wrecked in waters subject to the jurisdiction of Canada..... Cwt.	60	158	60	158
Lead, tea..... Lbs.	2,825,957	138,425	2,825,957	138,425

3 GEORGE V., A. 1913

No. 14.—SUMMARY STATEMENT OF IMPORTS—Continued.

ARTICLES.	IMPORTED.		ENTERED FOR HOME CONSUMPTION.	
	Quantity.	Value.	Quantity.	Value.
FREE GOODS—MANUFACTURED ARTICLES, ETC.— <i>Con.</i>		\$		\$
Machinery, viz.: Articles of metal as follows, when for use exclusively in mining or metallurgical operations, viz.: coal cutting machines, except percussion coal cutters; coal heading machines; coal augers; rotary coal drills; core drills; miners' safety lamps and parts thereof, also accessories for cleaning, filing and testing such lamps; electric or magnetic machines for separating or concentrating iron ores; furnaces for the smelting of copper, zinc and nickel ores; converting apparatus for metallurgical processes in metals; copper plates, plated or not; machinery for extraction of precious metals by the chlorination or cyanide processes; amalgam safes; automatic ore samplers; automatic feeders; retorts; mercury pumps; pyrometers; bullion furnaces; amalgam cleaners; blast furnace blowing engines; wrought iron tubing, butt or lap welded, threaded or coupled or not, over 4 inches in diameter; and integral parts of all machinery mentioned in this item; blowers of iron or steel for use in the smelting of ores, or in the reduction, separation or refining of metals; furnace slag trucks and slag pots of a class or kind not made in Canada; buddles, vanners and slime tables adapted for use in gold mining.....				
Diamond drills, not to include motive power.....	No. 1	822,061 45,660	1	822,061 45,660
Appliances of iron or steel, of a class or kind not made in Canada, and elevators and machinery of floating dredges, when for use exclusively in alluvial gold mining.....		292,178		292,178
Well-drilling, and apparatus of a class or kind not made in Canada for drilling for water, natural gas or oil and for prospecting for minerals, not to include motive power.....		195,767		195,767
Briquette making machines.....		7,971		7,971
Newspaper printing presses, of not less value by retail than \$1,500 each, of a class or kind not made in Canada.....	No. 141	599,626	141	599,626
Machinery and tools not manufactured in Canada up to the required standard necessary for any factory to be established in Canada or the manufacture of rifles for the Government of Canada.....		33,204		33,204
All materials or parts in the rough, unfinished, and screws, nuts, bands and springs, and steel for rough unfinished parts, to be used in rifles to be manufactured at any such factory for the Government of Canada.....		37,047		37,047
Machinery of every kind and structural iron and steel, for use in the construction and equipment of factories for the manufacture of sugar from beet root.....		89,717		89,717
Machinery of a class or kind not made in Canada and parts thereof, for the manufacture of twine, cordage, or linen or for the preparation of flax fibre.....		35,760		35,760
Mould boards or shares, or plough plates, land sides, and other plates for agricultural implements, when cut to shape from rolled plates of steel, but not moulded, punched, polished or otherwise manufactured.....	Cwt. 160,825	520,395	160,825	520,395
Material to be used in Canada for the construction of bridges and tunnels crossing the boundary between Canada and the United States, when similar materials are admitted free under similar circumstances into the United States, under regulations prescribed by the Minister of Customs.....		6,247		6,247

SESSIONAL PAPER No. 11

No. 14.—SUMMARY STATEMENT OF IMPORTS—*Continued.*

ARTICLES.	IMPORTED.		ENTERED FOR HOME CONSUMPTION.	
	Quantity.	Value.	Quantity.	Value.
FREE GOODS—MANUFACTURED ARTICLES, ETC.— <i>Con.</i>		\$		\$
Nickel, nickel silver and German silver, in bars and rods, and also in strips, sheets or plates..... Lbs.	454,322	103,645	454,322	103,645
Nickel, nickel silver and German silver, in ingots or blocks, n.o.p..... “	126,947	31,582	126,947	31,582
Platinum retorts, pans, condensers, tubing and pipe, and preparations of platinum, when imported by manufacturers of sulphuric acid for use exclusively in the manufacture or concentration of sulphuric acid in their own factories..... \$		30		30
Platinum wire and platinum in bars, strips, sheets or plates..... \$		185,620		185,620
Platinum and black oxide of copper for use in the manufacture of chlorate and colours..... Lbs.	1	608	1	608
Ribs of brass, iron or steel, runners, rings, caps, notches, ferrules, mounts and sticks or canes in the rough, or not further manufactured than cut into lengths, suitable for umbrella, parasol or sunshade or walking sticks, when imported by manufacturers of such articles exclusively in their own factories..... \$		162,999		162,999
Sewing machine attachments..... \$		47,870		47,870
Steel balls adapted for use on bearings on machinery and vehicles..... (Pref)		4,820		4,820
Steel rolled for saws and straw cutters not tempered or ground nor further manufactured than cut to shape, without indented edges..... Cwt.	21,584	161,955	21,584	161,955
Steel strips and flat steel wire when imported into Canada by manufacturers of buckthorn and plain strip fencing for use exclusively in their own factories in the manufacture thereof..... “	363	660	363	660
Steel wire Bessemer soft drawn spring of Nos. 10, 12 and 13 gauge, respectively, and homo steel spring wire of Nos. 11 and 12 gauge, respectively, when imported by manufacturers of wire mattresses to be used exclusively in their own factories in the manufacture of such articles..... “	10,653	25,771	10,653	25,771
Steel, crucible sheet, 11 to 16 gauge, 2½ to 18 inches wide for the manufacture of mower and reaper knives when imported by manufacturers thereof for use exclusively in the manufacture of such articles in their own factories..... “	14,489	55,957	14,489	55,957
Steel of No. 20 gauge and thinner, but not thinner than No. 30 gauge, for the manufacture of corset steels, clock springs and shoe shanks, imported by manufacturers of such articles for exclusive use in the manufacture of such articles in their own factories.. “	732	2,444	732	2,444
Steel wire flat, of 16 gauge or thinner imported by the manufacturers of crinoline or corset wires and dress stays, for use exclusively in the manufacture of such articles in their own factories..... “	7,791	48,449	7,791	48,449
Steel of No. 12 gauge and thinner, but not thinner than No. 30 gauge, for the manufacture of buckle clasps, bed fasts, furniture casters and ice creepers, imported by the manufacturers of such articles, for use exclusively in the manufacture of such articles in their own factories..... “	3,598	8,427	3,598	8,427
Steel No. 24 and 17 gauge, in sheets 63 inches long, and from 18 to 32 inches wide when imported by the manufacturers of tubular bow sockets for use exclusively in the manufacture of such articles in their own factories..... “	1,789	3,635	1,789	3,635

3 GEORGE V., A. 1913

No. 14.—SUMMARY STATEMENT OF IMPORTS—*Continued.*

ARTICLES.	IMPORTED.		ENTERED FOR HOME CONSUMPTION.	
	Quantity.	Value.	Quantity.	Value.
FREE GOODS—MANUFACTURED ARTICLES, ETC.— <i>Con.</i>		\$		\$
Steel springs for the manufacture of surgical trusses when imported by manufacturers of surgical trusses for use exclusively in the manufacture thereof in their own factories.....	Lbs. 991	431	991	431
Stereotypes, electrotypes and celluloids of newspaper columns in any language other than English and French, and of books, and bases and matrices and copper shells for the same, whether composed wholly or in part of metal or celluloid.....	Sq. in 835,957	14,842	835,957	14,842
Swedish rolled iron and Swedish rolled steel nail rods, under half an inch in diameter, for the manufacture of horseshoe nails.....	Cwt. 34,393	68,951	34,393	68,951
Tagging metal, plain, japanned or coated, in coils, not over 1½ inches wide, when imported by the manufacturers of shoe and corset laces for use exclusively in the manufacture of such articles in their own factories.....	" 85	580	85	580
Tin in blocks, pigs and bars.....	" 41,740	1,706,678	41,740	1,706,678
Tin plates and sheets.....	" 916,030	3,045,618	916,030	3,045,618
Tin foil.....	Lbs. 1,470,423	168,315	1,470,423	168,315
Tin strip waste.....	" 35	13	35	13
Total, tin.....		4,920,624		4,920,624
Steel seamless tubing valued at not less than 3½ cents per pound.....	Cwt. (Pref) 2,684	17,688	2,684	17,688
Steel or iron tubes rolled, not joined or welded, not more than 1½ inches in diameter, n.o.p.....	\$	24,529	24,529
Seamless steel or wrought iron boiler tubes, including flues and corrugated tubes for marine boilers.....	\$	658,229	658,229
Barbed fence wire of iron or steel.....	Cwt. 376,625	766,255	376,625	766,255
Wire, crucible cast steel valued at not less than 6 cents per pound.....	Lbs. (Pref.) 13,081	1,826	13,081	1,826
Wire of brass, zinc, iron or steel, screwed or twisted, or flattened or corrugated, for use in connection with nailing machines for the manufacture of boots and shoes, when imported by the manufacturers of boots and shoes, to be used exclusively for such purposes in their own factories.....	Lbs. 133,742	51,368	133,742	51,368
Wire, curved or not, galvanized iron or steel Nos. 9, 12 and 13 gauge.....	Cwt. 693,820	1,255,932	693,820	1,255,932
Wire rope for use exclusively for rigging of ships and vessels.....	" 878	5,391	878	5,391
Wire, steel, valued at not less than 2¾ cents per pound when imported by manufacturers of rope for use exclusively in the manufacture of rope.....	" 45,121	169,157	45,121	169,157
Yellow metal, in bars, bolts and sheets, for use in the construction or repairs of vessels.....	" 572	7,301	572	7,301
Zinc in blocks, pigs, bars, rods, sheets and plates.....	" 33,379	213,141	33,379	213,141
Zinc spelter.....	" 125,721	716,064	125,721	716,064
Total, zinc.....		929,205		929,205

SESSIONAL PAPER No. 11

No. 14.—SUMMARY STATEMENT OF IMPORTS—*Continued.*

ARTICLES.	IMPORTED.		ENTERED FOR HOME CONSUMPTION.	
	Quantity.	Value.	Quantity.	Value.
FREE GOODS—MANUFACTURED ARTICLES, ETC.— <i>Con.</i>		\$		\$
Molasses not testing more than 56 degrees by the polariscope the produce of any British country entitled to the benefits of the British Preferential Tariff when produced from sugar cane and imported direct by ship, from the country of production, or from any British country, in the original package in which it was placed at the point of production and not afterwards subject to any process of treating or mixing..... Gals. (Pref.)	5,723,975	1,083,443	5,723,975	1,083,443
Molasses of cane testing under 35 degrees by the polariscope when imported for use exclusively in the manufacture of compressed food for live stock..... Lbs.	2,765,936	22,171	2,765,936	22,171
Total, molasses and syrup.....		1,105,614		1,105,614
Newspapers, and quarterly, monthly and semi-monthly magazines, and weekly literary papers, unbound..... \$		960,734		960,734
Noils, being the short wool that falls from the combs in worsted factories; and worsted tops, n.o.p..... \$		689,304		689,304
Oakum of jute or hemp..... Cwt.	18,031	60,473	18,031	60,473
Oil cake, linseed and linseed oil cake meal, cottonseed cake and meal, palm nut cake and meal..... "	77,083	116,909	77,083	116,909
Soya beans and soya bean cake, for use in the manufacture of cattle food and of fertilizers, when imported by manufacturers of such cattle food and fertilizers..... "	4,298	4,935	4,298	4,935
Oils, viz.: Carbolic or heavy oil..... Galls.	653,913	106,156	653,913	106,156
Cocanut, palm and palm kernel not edible for manufacture of soap..... "	407,825	329,803	407,825	329,803
Cotton seed, refined, edible, for canning fish..... "	23,891	14,196	23,891	14,196
Gasoline under .725 specific gravity at 60 degrees temperature..... "	23,270,798	1,961,015	23,270,798	1,961,015
Palm bleached and Shea butter..... "	127,044	16,929	127,044	16,929
Asphaltum oil..... \$		21,099		21,099
Olive oil, for manufacturing soap or tobacco or for canning fish..... Galls.	2,036	1,838	2,036	1,838
Petroleum, crude, fuel and gas oils (8235 specific gravity or heavier) at 60 degrees temperature..... "	72,231,006	2,270,374	72,231,006	2,270,374
Rosin oil and Chinawood oil..... \$		221,589		221,589
Total, oils.....		4,942,999		4,942,999
Paper, matrix, not being tissue paper, for use in printing.. \$		10,310		10,310
Paper tubes and cones of all sizes adapted for winding yarn thereon..... \$		16,969		16,969
Paper, photographic, plain basic, baryta coated, adapted for use exclusively in the manufacture of albumized or sensitized paper..... \$		60,088		60,088
Philosophical and scientific apparatus, utensils, instruments and preparations, including boxes and bottles containing the same, maps, photographic reproductions, casts as models, etchings, lithographic prints or charts, when specially imported in good faith for use and by order of any society or institution, incorporated or established solely for religious, philosophical, educational, scientific or literary purposes, or for the encouragement of the fine arts or for the use or by order of any college, academy, school or seminary of learning in Canada, and not for sale..... \$		242,612		242,612
Twine or yarn of paper when imported by manufacturers for the purpose of being woven into fabrics..... \$		235		235

3 GEORGE V., A. 1913

No. 14.—SUMMARY STATEMENT OF IMPORTS—Continued.

ARTICLES.	IMPORTED.		ENTERED FOR HOME CONSUMPTION.	
	Quantity.	Value.	Quantity.	Value.
FREE GOODS—MANUFACTURED ARTICLES, ETC.— <i>Con.</i>		\$		\$
Piano and organ parts:—key pins, damper springs, jack springs, rail springs, regulating screws, spoons, bridle wires, damper wires, back check wires, dowel wires, German center pins, brass pins, rail hooks, brass brackets, plates, damper rod nuts, damper sockets and screws, shell, brass capstan screws, brass flange plates and screws, brass flanges, brass whitened spring wire, hammer wires, fly felt, butt felt, damper felt, hammer rail cloth, back check felt, catch felt, thin damper felt, whip cloth, bushing cloth, hammer felt, back hammer felt, bridle leather and buckskin when imported by manufacturers of piano keys, actions, hammers, base dampers and organ keys, for use exclusively in the manufacture of such articles in their own factories.....	\$	127,170		127,170
Prunella cloth of wool.....	\$	1,516		1,516
Rags of cotton, jute, hemp, and wool; paper waste clippings, and waste of all kinds, n.o.p., except metallic; broken glass or glass cullet.....	Cwt.	564,296	1,136,980	564,296
Resin or rosin in packages of not less than 100 lbs.....	"	263,175	703,312	263,175
Rubber and gutta percha, crude caoutchouc or India rubber unmanufactured.....	Lbs.	4,431,335	4,250,269	4,431,335
Rubber, recovered, and rubber substitute and hard rubber in sheets but not further manufactured.....	"	4,870,394	792,444	4,870,394
Rubber powdered and rubber or gutta percha waste or junk.....	"	2,452,944	289,814	2,452,944
Rubber thread not covered.....	"	11,289	21,853	11,289
Total, rubber.....		11,765,962	5,354,380	11,765,962
Soap, whale oil.....	"	35,596	1,226	35,596
Spirits, ethyl alcohol, when imported by the Department of Inland Revenue or by a person licensed by the Minister of Inland Revenue to be denatured for use in the arts and industries, and for fuel, light and power..	Galls	13,320	5,803	13,320
Spurs and stilts adapted for use in the manufacture of earthenware.....	\$		188	
Square or round reeds and rawhide centres, textile leather or rubber heads, thumbs and tips, and steel, iron or nickel caps for whip ends, imported by whip manufacturers for use exclusively in the manufacture of whips in their own factories.....	\$		35,549	
Surgical and dental instruments of metal and surgical needles, surgical operating tables for use in hospitals, X-Ray apparatus and parts thereof and microscopes valued at not less than \$50 each by retail.....	\$		352,166	
Turpentine, raw or crude.....	Lbs.	127,040	7,951	127,040
Turpentine, spirits of.....	Galls.	950,328	629,491	950,328
Typewriters, type tablets with movable figures, and musical instruments, when imported by and for use of schools for the blind.....	\$		130	
Yarn, cotton, No. 40 and finer.....	Lbs.	2,347,803	1,138,306	2,347,803
Yarn, cotton, polished or glazed, when imported by manufacturers of shoe laces for use exclusively for the manufacture of such articles in their own factories	"	5,848	2,824	5,848

SESSIONAL PAPER No. 11

No. 14.—SUMMARY STATEMENT OF IMPORTS—*Continued.*

ARTICLES.	IMPORTED.		ENTERED FOR HOME CONSUMPTION.	
	Quantity.	Value.	Quantity.	Value.
FREE GOODS—MANUFACTURED ARTICLES, &C.— <i>Con.</i>		\$		\$
Yarn, linen, for the manufacture of towels and damask, when imported by the manufacturers of such articles for use exclusively in the manufacture of such articles in their own factories.....	Lbs. 343,670	62,489	343,670	62,489
Yarn, mohair.....	" 1,788	1,433	1,788	1,433
Yarn, wool or worsted, when genapped, dyed or finished and imported by manufacturers of braid, cords, tassels, buttons and fringes for use exclusively in the manufacture of such articles in their own factories....	" 14,071	9,499	14,071	9,499
Total, yarn.....	2,713,180	1,214,551	2,713,180	1,214,551
Total, manufactures.....		64,599,843		64,599,843
MISCELLANEOUS ARTICLES.				
Anatomical preparations and skeletons or parts thereof.	\$	3,800		3,800
Apparel, wearing, and other personal and household effects, not merchandise, of British subjects dying abroad, but domiciled in Canada; books, pictures, family plate or furniture, personal effects and heirlooms left by bequest.....	\$	22,179		22,179
Articles and other goods, the growth, produce or manufacture of Canada, returned within five years after having been exported.....	\$	629,398		629,398
Articles brought into Canada temporarily and for a period not exceeding three months for the purpose of exhibition or of competition for prizes offered by any agricultural or other association.....	\$	1,973,213		
Articles for the use of the Governor General.....	\$	44,737		45,070
Articles for the personal or official use of Consuls General who are natives or citizens of the Country they represent, and who are not engaged in any other business or profession.....	\$	9,331		11,908
Articles for the use of the Army and Navy, viz.: Arms, military stores, munitions of war, and other articles the property of the Imperial Government and to remain the property of such Government; articles consigned direct to officers and men of His Majesty's Imperial Navy, for their own personal use or consumption, on board their own ships.....	\$	10,256		11,247
Articles ex-warehoused for ship's stores.....	\$			714,273
Articles ex-warehoused for Exeise purposes to be manufactured in bond, not elsewhere specified.....	\$			29
Bacteriological products or serum for subcutaneous injection.....	\$	95,741		95,741
Barrels or packages of Canadian manufacture which have been exported filled with Canadian products, when returned, or exported empty and returned filled with foreign products.....	\$	108,128		108,128
Bird skins and skins of animals not native to Canada, and fish skins for taxidermic purposes, not further manufactured than prepared for preservation.....	\$	947		947
Botanical, entomological and mineralogical specimens..	\$	5,189		5,189
Cabinets of coins, collections of medals and collections of postage stamps.....	\$	860		860

3 GEORGE V., A. 1913

No. 14.—SUMMARY STATEMENT OF IMPORTS—Continued.

ARTICLES.	IMPORTED.		ENTERED FOR HOME CONSUMPTION.	
	Quantity.	Value.	Quantity.	Value.
FREE GOODS—MISCELLANEOUS ARTICLES— <i>Con.</i>		\$		\$
Collections of antiquities when imported for or by public museums, public libraries, universities, colleges or schools, and which are to be placed in such institutions	\$	20,527	20,527
Clothing and books, donations of, for charitable purposes	\$	20,701	20,701
Coffee, green, imported direct from the country of growth and production or purchased in bond in the United Kingdom.....	Lbs. 12,237,512	1,808,454	12,237,512	1,808,454
Ice.....	\$	21,248	21,248
Models of inventions and other improvements in the Arts, but no article be shall deemed a model which can be fitted for use.....	\$	38,221	38,421
Paintings in oil or water colours, and pastels, valued at not less than twenty dollars each; paintings and sculptures by artists domiciled in Canada but residing temporarily abroad for purposes of study, under regulations by the Minister of Customs.....	\$	1,288,046	1,289,216
Passover bread.....	\$	33,585	33,585
Settler's effects.....	\$	15,145,212	15,145,212
Specimens, models and wall diagrams for illustrations of natural history for universities and public museums	\$	2,090	2,090
Menageries, horses, cattle, carriages and harness of.....	\$	1,021,582	6,362
Vaccine and ivory vaccine points.....	\$	14,235	14,235
Works of Art in bronze cast from models made in Canada and designed by sculptors domiciled therein.....	\$	11,673	11,963
Tea of Ceylon, black, imported direct or purchased in bond in the United Kingdom.....	Lbs. 13,734,502	2,712,910	13,734,502	2,712,910
Tea of Ceylon, green, imported direct or purchased in the United Kingdom.....	" 2,211,248	404,579	2,211,248	404,579
Tea of China, black, imported direct or purchased in bond in the United Kingdom.....	" 2,058,206	280,959	2,058,206	280,959
Tea of China, green, imported direct or purchased in bond in the United Kingdom.....	" 1,227,824	158,990	1,227,824	158,990
Tea of India, black, imported direct or purchased in bond in the United Kingdom.....	" 14,643,238	2,399,860	14,643,238	2,399,860
Tea of India, green, imported direct or purchased in bond in the United Kingdom.....	" 459,084	76,438	459,084	76,438
Tea of Japan, green, imported direct or purchased in bond in the United Kingdom.....	" 3,313,627	551,791	3,313,627	551,791
Tea of other countries, black, imported direct or purchased in bond in the United Kingdom.....	" 418,437	75,334	418,437	75,334
Tea of other countries, green, imported direct or purchased in bond in the United Kingdom.....	" 5,806	1,086	5,806	1,086
Total, tea.....	38,071,972	6,661,947	38,071,972	6,661,947
Coins, British and Canadian and foreign gold coins.....	\$	24,096,596	24,096,596
Gold bullion in bars, blocks, ingots, drops, sheets or plates, unmanufactured.....	\$	980,919	980,919
Silver bullion, in bars, blocks, ingots, drops, sheets or plates, unmanufactured.....	\$	956,366	956,366
Total, coin and bullion.....	26,033,881	26,033,881

SESSIONAL PAPER No. 11

No. 14.—SUMMARY STATEMENT OF IMPORTS—*Concluded.*

ARTICLES.	IMPORTED.		ENTERED FOR HOME CONSUMPTION.	
	Quantity.	Value.	Quantity.	Value.
FREE GOODS—MISCELLANEOUS ARTICLES— <i>Con.</i>		\$		\$
Skelp iron or steel, sheared or rolled in grooves, not over four and three quarter inches in width, when imported by manufacturers for use only in their own factories in the manufacture of tubes of rolled iron or steel, not joined or welded, not more than one and one half inches in diameter..... Cwt.	10,730	12,737	10,730	12,737
Paper and materials of paper, gutta percha and imitation rubber, when imported by manufacturers of music rolls for piano players for use only in the manufacture of such music rolls in their own factories..... \$	4,765	4,765
Crude cotton seed oil when imported by manufacturers of refined cotton seed oil for use only in their own factories in the manufacture of such refined cotton seed oil..... Galls.	725,005	277,417	809,155	315,554
Other free articles..... \$	45,085	45,085
Total miscellaneous.....	55,365,185	53,134,752
Total free goods.....	215,950,462	212,178,130

SESSIONAL PAPER No. 11

Bricks, tiles and manufactures of clay, N.O.P.	1,030,736	217,259 39	1,601,418	378,313 11	335,358	49,670 71	1,266,060	328,642 40
British Gum, dextrines, &c.	37,271	3,126 20	46,578	3,971 35	14,008	714 35	32,570	3,257 00
Brooms and brushes.	482,530	122,513 29	549,874	139,488 23	78,323	14,816 97	471,551	124,641 26
Buttons	621,408	198,968 34	577,006	182,348 04	107,960	27,622 34	469,046	154,725 70
Candles	86,097	19,908 55	89,004	20,462 30	18,795	2,910 05	70,209	17,552 25
Cane, reed or rattan, split.	42,952	4,294 55	55,621	5,536 18	2,377	231 78	53,211	5,321 40
Carriages, all kinds, railway cars and parts, &c.	2,509,440	718,391 03	4,366,015	1,207,834 10	214,241	43,965 80	4,154,774	1,223,868 30
Carpets, N.O.P.	6,415	1,707 55	1,582	437 39	1,182	297 30	400	140 00
Carpet linings and stair pads.	2,252	547 55	4,064	991 18	331	57 93	3,733	933 25
Carpet sweepers	6,456	1,934 70	3,894	1,168 20	3,894	1,168 20
Cash registers	120,633	36,189 90	65,266	19,579 80	65,266	19,579 80
Celluloid and manufactures of.	200,861	18,450 58	200,480	18,481 13	11,845	1,474 48	188,635	17,006 65
Cement.	500,721	140,371 31	944,825	294,487 59	256,825	64,339 61	688,000	230,147 95
Chalk, prepared	36,776	6,405 05	39,779	6,931 72	1,702	267 68	38,077	6,664 04
Charcoal.	24,205	4,236 09	53,227	9,314 52	36	5 80	53,191	9,308 72
Chicory.	18,914	8,438 22	35,027	15,109 35	20,505	7,227 21	14,522	7,882 14
Church vestments	45,241	7,823 21	38,613	6,633 41	5,892	804 90	32,721	5,828 51
Cider	3,267	377 40	1,457	155 80	887	81 00	570	74 80
Clocks, clock keys and movements	501,649	148,374 56	539,360	159,697 93	41,290	10,591 00	498,070	149,106 93
Cloths, coated for manufactures of sensitized cloth.	2,534	328 10	6,668	907 50	1,951	199 95	4,717	707 55
Clothes wringers.	25,240	8,831 39	33,280	11,644 65	27	6 10	23,253	11,638 55
Coal, bituminous and dust.	14,597,268	3,561,301 48	20,333,268	4,907,659 46	20,191	2,777 80	20,313,077	4,904,881 66
Cocoa carpeting, mats and matting	18,665	3,699 36	24,167	4,713 98	16,280	2,852 42	7,887	1,861 56
Cocoa nuts.	73,074	12,918 67	101,920	15,973 47	82,991	10,728 65	18,929	5,244 82
Cocoa nut, desiccated.	28,488	9,318 32	47,658	15,267 89	44,474	14,331 29	3,184	936 60
Cocoa paste, chocolate paste, &c.	1,053,989	198,265 22	1,072,519	187,761 40	433,608	78,131 04	638,911	109,630 36
Coffee, N.E.S.	166,848	26,807 04	159,094	26,347 88	22,827	2,190 91	136,267	24,156 97
Collars.	348,866	114,190 41	366,506	123,231 12	121,557	31,374 88	214,949	91,856 24
Combs.	218,385	69,846 72	212,959	67,105 99	69,644	17,407 14	143,315	49,698 85
Copper and manufactures of.	234,241	57,210 79	299,896	73,369 37	31,685	5,838 32	268,211	67,531 05
Cordage and twines of all kinds	354,631	78,132 10	593,788	86,542 60	241,083	48,366 85	152,705	38,176 25
Corks and other manufactures of, cork wood	327,048	61,535 60	353,117	64,496 57	53,302	7,075 88	299,815	57,420 69
Corsets, clasps, &c.	415,587	144,258 65	505,796	176,454 25	16,989	5,536 97	488,807	170,917 28
Costumes and scenery, theatrical.	3,653	989 23	7,135	1,772 06	100	25 00	7,035	1,747 00
Cotton, manufactures of.	19,717,518	4,712,339 17	21,351,337	5,154,944 66	13,430,799	2,884,132 90	7,911,738	2,270,811 76
Crapes	18,509	2,528 04	13,341	1,897 11	10,480	1,391 47	2,861	505 64
Cuffs.	4,486	1,373 66	3,397	921 74	2,935	748 50	462	173 24
Curling stones.	220	22 00	220	22 00
Curtains, trimmed or untrimmed	739,100	204,313 69	683,264	187,571 16	536,914	137,828 80	146,350	49,742 36
Cyclometers and pedometers	43,857	10,964 25	73,463	18,359 41	91	16 41	73,372	18,343 00
Drugs, dyes, chemicals and medicines.	3,383,415	706,125 40	3,786,843	794,039 67	1,159,698	214,252 44	2,627,145	579,787 23
Earthenware and chinaware.	2,398,416	516,828 44	2,582,966	559,212 67	1,539,942	262,744 30	1,023,024	296,468 37
Eggs	439,066	71,358 80	1,617,774	226,567 18	2,858	1,798 39	1,614,916	224,768 79
Elastic	168,841	46,880 26	191,530	52,502 50	146,542	36,771 95	44,988	15,730 55
Electric light carbons and carbon points.	61,421	21,222 56	56,024	19,340 21	7,890	2,522 27	48,134	16,817 94
Incandescent lamp bulbs, &c.	94,649	9,456 25	121,049	12,039 00	278	21 90	120,771	12,077 10
Electric apparatus, motors, &c	4,775,968	1,266,713 06	5,618,147	1,470,389 31	620,140	98,558 32	4,998,007	1,371,830 99
Embroideries, N.E.S.	132,177	40,550 72	138,701	43,068 13	42,484	12,576 81	96,217	30,491 32
Emery wheels and manufactures of emery.	95,892	23,948 50	105,833	26,449 17	244	51 92	105,589	26,397 25
Express arcsels.	1,800,305	496,868 82	1,900,891	532,062 87	3,656	838 30	1,897,235	531,254 57

3 GEORGE V., A. 1913

No. 15.—STATEMENT showing the Value and Duty of Goods entered for Consumption in Canada, &c.—Continued.

ARTICLES.	ENTERED FOR CONSUMPTION.				ENTERED FOR CONSUMPTION DURING THE TWELVE MONTHS ENDING MARCH 31, 1912.			
	Twelve months ending March 31, 1911.		Twelve months ending March 31, 1912.		From British Empire.		From other Countries.	
	Value.	Duty.	Value.	Duty.	Value.	Duty.	Value.	Duty.
	\$	cts.	\$	cts.	\$	cts.	\$	cts.
PUTTABLE GOODS—Continued.								
Fancy goods.....	4,004,751	1,140,382 21	4,273,424	1,217,230 11	1,720,319	431,098 75	2,553,105	786,131 36
Feathers, bed, &c.....	60,705	12,434 68	118,871	23,892 21	49,392	9,318 20	69,569	14,574 01
Featherbone.....	28	5 15	760	151 18	11	1 38	749	149 80
Fertilizers.....	421,793	41,145 45	445,383	43,173 80	32,045	1,810 00	413,338	41,333 80
Fibreware.....	83,171	20,759 77	97,730	24,335 33	1,470	270 33	96,260	24,065 00
Fireworks.....	47,795	11,586 75	54,917	13,168 63	9,339	1,774 13	45,578	11,394 50
Fish.....	1 175,072	214,430 65	1,261,096	262,884 68	239,223	54,860 37	1,021,873	208,024 31
Flax, hemp, jute and manufactures of.....	3,872,172	649,458 57	4,300,892	705,671 72	3,889,607	600,377 80	411,255	106,293 92
Fondury facings.....	21,056	5,705 80	20,612	5,030 20	1,228	184 29	19,384	4,846 00
Fruits and nuts.....	6,312,774	1,207,517 94	8,452,837	1,510,298 12	520,225	127,649 80	7,932,612	1,382,618 32
Furniture, wood, iron and other material.....	1,339,898	390,076 28	1,750,698	506,779 09	226,147	49,826 43	1,524,551	436,952 66
Furs and manufactures of.....	1,539,293	263,841 20	1,513,663	271,865 10	577,703	95,576 10	935,960	176,289 00
Fuses, N.O.P.....	101,563	13,670 99	125,054	16,242 37	117,343	14,700 17	7,711	1,542 20
Glass and manufactures of.....	3,451,560	752,436 81	4,089,716	883,373 55	1,199,135	185,595 51	2,890,581	697,798 04
Gloves and mitts.....	2,098,745	621,251 87	1,893,305	563,727 38	775,635	197,581 83	1,117,670	306,145 55
Gold and silver manufactures of.....	706,451	201,391 33	873,344	243,296 45	466,444	106,215 96	406,900	137,080 49
Grease, axle.....	158,920	31,761 65	171,298	34,297 49	931	134 09	170,367	34,073 40
Gunpowder and other explosives.....	1,068,079	222,969 79	1,500,701	309,333 59	1,031,517	186,715 15	469,184	122,618 44
Gutta-percha and India-rubber, manufactures of.....	2,207,953	607,921 13	2,748,166	762,763 69	1,078,343	240,732 60	1,669,823	522,031 09
Hair, and manufactures of, N.O.P.....	237,626	62,547 72	263,289	51,710 40	99,106	22,344 50	104,183	29,365 90
Hats, caps and bonnets, N.O.P.....	3,508,585	972,350 58	3,877,761	1,105,378 10	2,139,635	497,034 00	1,738,126	608,344 10
Hay.....	230,393	24,494 00	305,350	39,442 00	305,350	39,442 00
Honey in the comb or otherwise, and imitations thereof.....	33,342	8,543 17	40,622	10,898 88	14,622	5,147 85	26,000	5,751 03
Hops.....	267,744	74,025 84	599,171	90,900 62	87,205	8,897 02	511,966	82,003 60
Ink.....	151,373	29,807 02	147,866	28,550 06	40,091	5,671 91	107,775	22,878 15
Iron and steel and manuf. of (see also free goods).....	73,871,113	16,470,378 31	90,722,111	21,006,857 09	10,289,157	1,717,659 72	80,432,954	19,289,197 37
Ivory and manufactures of, N.O.P.....	1,803	312 56	2,675	462 19	393	62 80	2,282	399 39
Jellies, jams and preserves, N.O.P.....	316,793	90,462 79	518,836	138,735 41	483,703	130,067 75	35,133	8,667 66
Jewellery, N.O.P.....	1,486,787	481,499 51	1,711,263	550,774 55	597,609	96,256 50	1,313,663	454,518 05
Knitted goods of every description, N.O.P.....	17,579	4,963 44	34,449	9,433 47	23,127	5,470 77	11,322	3,962 70

SESSIONAL PAPER No. 11

Launches, pleasure, steam, gasoline or other motive power, N.O.P.	106,900	26,501 10	91,989	22,237 75	8,649	1,402 75	83,340	20,835 00
Lead, and manufactures of	514,708	76,290 79	790,076	108,694 87	613,097	67,699 60	176,979	41,085 27
Leather, and manufactures of	5,331,710	1,116,808 65	6,386,934	1,391,575 85	1,160,292	174,093 69	5,226,642	1,217,482 16
Lime	143,338	25,084 49	162,593	28,441 81	500	75 00	162,093	28,366 81
Lime juice	67,359	12,612 71	97,267	18,944 77	41,157	6,573 87	56,110	12,370 90
Lithographic stones, not engraved	10,366	2,073 20	12,116	2,423 20			12,116	2,423 20
Machine card clothing	97,402	5,772 73	32,247	6,751 18	17,640	3,099 43	14,607	3,651 75
Magic lanterns and slides therefor	476,827	117,987 34	646,029	157,094 84	64,360	12,176 03	581,669	144,918 81
Malt, flour, &c.	72,042	13,750 52	16,451	2,754 31	3,347	434 85	13,104	2,319 46
Malt extract	58,648	20,526 80	63,754	22,313 90	9,179	3,212 65	54,575	19,101 25
Marble, and manufactures of	307,428	76,963 05	400,735	102,289 85	10,744	3,100 20	389,991	99,189 65
Mattresses	5,133	1,489 80	5,369	1,574 60	393	81 80	4,976	1,492 80
Mats, door or carriage, other than metal, N.O.P.	1,510	516 10	1,834	582 55	601	151 00	1,233	431 55
Metals, and manufactures of	3,287,717	928,843 19	4,461,484	1,226,023 48	699,283	113,844 29	3,762,200	1,112,179 19
Milk, condensed	12,604	5,561 57	9,981	4,305 82	1,405	301 95	8,576	4,003 87
Mineral substances, N.O.P.	400,225	88,419 01	587,558	127,301 95	67,341	10,754 70	520,217	116,547 25
Mineral and aerated waters	202,173	34,908 24	231,082	39,693 83	36,919	5,714 80	194,163	33,979 03
Mucilage	30,551	7,916 64	31,350	8,107 00	5,251	930 18	26,099	7,176 82
Musical instruments	1,344,193	380,805 51	1,436,570	409,076 16	74,329	15,243 36	1,362,250	393,832 80
Mustard and mustard cake	165,349	33,102 38	183,328	36,082 10	152,626	26,773 53	30,702	9,308 57
Oils, all kinds, N.E.S.	3,858,684	812,564 36	3,832,295	899,533 51	686,607	93,766 00	3,145,688	805,767 51
Oil cloths of all kinds, cork matting and linoleum	1,675,582	430,580 60	1,923,359	491,286 00	1,546,064	373,130 00	377,355	118,156 00
Optical philosophical photographic and mathematical instruments	1,076,624	249,572 42	1,239,240	287,616 73	230,799	41,860 41	1,008,441	245,756 32
Packages	2,467,155	500,833 46	2,562,967	530,491 09	1,391,393	234,415 05	1,171,574	296,076 04
Paints and colours	1,170,415	207,087 81	1,299,897	230,459 06	427,632	64,567 23	872,265	165,891 83
Paintings, oil, or water colours and pastels	2,648	515 20	3,872	762 60	2,252	357 60	1,620	405 00
Paper and manufactures of	5,454,910	1,484,252 00	6,259,896	1,704,594 32	1,517,252	295,372 62	4,742,644	1,409,221 70
Pencils, lead	262,105	70,030 95	321,357	86,147 20	57,509	13,657 32	263,848	72,489 88
Pens, penholders and rulers	196,579	45,195 79	241,106	56,206 89	82,476	12,598 73	158,630	43,608 16
Perfumery, non-alcoholic	285,631	90,702 84	342,937	108,984 08	40,115	10,564 48	302,822	98,419 60
Photographic dry plates	45,890	11,478 10	54,971	12,886 70	36,429	7,324 10	18,542	5,562 60
Picture and photograph frames	110,572	31,322 80	134,471	37,864 96	27,023	5,743 57	107,453	32,121 39
Pickles	367,273	100,513 56	366,154	97,043 82	284,095	71,221 62	82,059	25,822 20
Plants and trees	172,506	38,843 83	195,852	45,751 37	12,365	1,993 07	183,487	43,758 30
Plaster of Paris	148,135	50,016 70	209,615	76,478 92	2,166	226 52	207,449	76,252 40
Plates, engraved on wood or metal	52,046	10,325 75	62,181	12,142 15	5,951	896 15	56,230	11,246 00
Pocketbooks, purses, tobacco pouches, &c.	468,251	157,700 85	674,538	193,670 18	74,199	19,893 03	500,339	173,867 15
Polish or composition, knife or other	138,204	32,118 48	135,097	31,501 05	46,015	7,002 37	89,082	24,498 68
Ponades	3,508	558 44	4,191	556 81	34	8 50	4,157	548 31
Post Office parcels	1,061,969	272,580 86	1,132,543	291,834 58	368,613	92,163 10	763,930	199,671 48
Precious stones, N.E.S.	315,624	28,611 59	361,621	32,487 58	160,439	12,369 38	201,182	20,118 20
Provisions:—Butter, cheese and lard	1,614,356	258,458 44	2,053,486	337,579 67	819,146	94,955 97	1,234,340	242,623 70
" Meats, all kinds	2,581,119	491,134 99	3,697,064	797,687 57	529,183	149,262 42	3,167,881	648,425 15
Pulleys, belt	40,356	10,948 40	48,829	13,171 88	2,515	435 13	46,314	12,736 75
Regalia and badges	31,603	10,164 46	50,532	15,558 96	18,335	4,360 01	31,997	11,198 95
Ribbons, N.E.S.	1,345,895	358,944 89	1,397,239	370,237 95	476,792	122,517 55	920,537	247,720 40
Sails	2,311	531 75	4,609	958 85	2,194	355 10	2,415	603 75
Salt	94,461	22,445 88	116,097	28,669 80			116,097	28,669 80

SESSIONAL PAPER No. 11

Trunks, valises, hat boxes, &c.	81,753	22,480 35	95,102	26,469 71	21,919	4,561 15	73,183	21,908 56
Twine and manufactures of.	49,250	13,761 00	43,341	11,918 50	10,936	2,197 00	32,405	9,721 50
Umbrellas, parasols and sunshades.	116,810	28,757 89	92,725	23,314 86	75,233	17,192 65	17,492	6,122 20
Unenumerated articles.	449,644	77,276 10	678,605	117,539 75	59,043	9,114 18	619,562	108,425 57
Varnish, lacquers, japans, &c.	162,514	52,287 46	162,912	51,857 73	38,612	9,474 70	124,300	42,383 03
Vegetables.	1,738,142	495,873 36	2,726,472	781,784 42	310,775	83,011 84	2,415,697	698,772 58
Vinegar.	52,883	24,258 31	62,310	22,708 30	57,615	15,760 43	4,695	6,947 87
Waste, or shoddy of cotton, wool, &c.	330,485	34,761 41	400,617	40,706 17	190,230	14,406 86	210,387	26,299 31
Watches, watch cases, movements, &c.	1,229,973	190,432 45	1,423,814	215,256 68	120,808	21,005 48	1,303,006	194,251 20
Wax and manufactures of.	230,723	39,698 42	262,452	41,727 05	26,511	3,931 03	235,941	37,796 02
Webbing.	315,215	58,731 67	371,915	70,048 45	65,606	8,826 65	306,309	61,261 80
Whips, thongs, and lashes.	15,490	4,064 60	21,180	5,614 00	7,608	1,542 40	13,572	4,071 60
Window cornices, shades, poles, &c.	72,252	18,974 00	99,373	26,264 34	60,978	13,569 74	38,395	12,694 60
Wood, and manufactures of.	2,879,911	662,994 91	3,869,975	508,367 03	149,028	28,408 74	3,720,047	879,958 29
Wool, and manufactures of.	24,087,994	6,738,727 36	24,420,165	6,828,952 64	21,129,843	5,699,184 02	3,290,322	1,129,768 62
Zinc, and manufactures of.	24,128	5,791 80	34,010	8,250 70	3,162	538 70	30,848	7,712 00
Damaged goods.	8,293	1,603 98	4,985	575 72	4,985	575 72
Prepaid postal packages, duty received by customs from Post Office Department.	53,294	14,824 06	99,608	27,500 56	99,608	27,500 56
Total.	282,723,812	72,935,638 92	335,304,060	87,053,589 55	102,475,334	25,262,989 58	232,828,726	61,790,599 97
Special duty on articles shipped to Canada at lower than usual home trade price.	53,912 09	86,354 25	86,354 25
Additional duties.	322,816 58	436,092 72	436,092 72
Grand Total.	282,723,812	73,312,367 59	335,304,060	87,576,036 52	102,475,334	25,262,989 58	232,828,726	62,313,046 94

3 GEORGE V., A. 1913

No. 15—FREE GOODS.

ARTICLES.	ENTERED FOR CONSUMPTION.		ENTERED FOR CONSUMPTION DURING THE TWELVE MONTHS ENDING MARCH 31, 1912.	
	Twelve Months ending March 31, 1911.	Twelve Months ending March 31, 1912.	From British Empire.	From Other Countries.
	Value.	Value.	Value.	Value.
FREE GOODS.	\$	\$	\$	\$
<i>Produce of the Mine.</i>				
Clay.....	299,533	257,671	128,698	128,973
Coal, anthracite.....	15,750,340	19,306,639	151,249	19,155,390
Gravels and sand ..	199,428	258,438	1,514	256,924
Minerals	462,103	517,404	16,830	500,574
Ores.....	4,326,773	4,006,174	678,833	3,327,341
Precious stones—Diamonds unset, diamond dust, &c.	2,212,683	2,661,975	1,063,125	1,598,850
Salt	330,251	332,554	262,039	70,515
Whiting ..	97,338	99,760	87,521	12,239
Other articles.....	395,964	464,991	57,200	407,791
Total	24,074,413	27,905,606	2,447,009	25,458,597
<i>Fisheries.</i>				
Fish, from Newfoundland.....	669,033	984,458	984,458
Fish, oil.....	98,064	112,993	112,993
Other articles.....	52,922	51,071	3,057	48,014
Total ..	820,019	1,148,522	1,100,508	48,014
<i>Forest.</i>				
Corkwood ..	64,182	40,938	918	40,020
Ivory nuts.....	56,365	55,960	28	55,932
Fence posts and railroad ties.....	1,197,805	1,115,132	1,115,132
Logs and round unmanufactured timber.....	699,107	821,173	34,750	786,423
Lumber and timber, planks, boards, &c.....	9,801,314	11,515,922	99,944	11,415,978
Other articles.....	689,575	909,902	4,579	905,323
Total....	12,508,348	14,459,027	140,219	14,318,808
<i>Animals.</i>				
Animals for improvement of stock.....	1,157,565	1,217,146	646,882	570,264
Bristles	167,025	170,713	89,349	81,364
Fur skins, not dressed.....	3,372,334	4,163,140	248,549	3,914,591
Grease.....	964,176	938,340	17,169	921,171
Hides and skins, undressed.....	7,936,115	8,724,735	1,549,187	7,175,548
Pelts, raw.....	168,816	178,881	120,748	58,133
Silk, raw.....	407,583	381,604	8,333	373,271
Wool	1,496,520	1,555,395	1,075,966	479,429
Other articles.....	584,736	702,930	119,301	583,629
Total ..	16,254,870	18,032,884	3,875,484	14,157,400

SESSIONAL PAPER No. 11

No. 15.—FREE GOODS—*Continued.*

ARTICLES.	ENTERED FOR CONSUMPTION.		ENTERED FOR CONSUMPTION DURING THE TWELVE MONTHS ENDING MARCH 31st, 1912.	
	Twelve months end- ing March 31st, 1911.	Twelve months end- ing March 31st, 1912.	From British Empire.	From other Countries.
	Value.	Value.	Value.	Value.
FREE GOODS.	\$	\$	\$	\$
AGRICULTURAL PRODUCTS.				
Broom corn.....	389,173	437,001	2,520	434,481
Cocoa, beans not roasted, crushed or ground.....	382,834	691,669	165,134	526,535
Cotton, wool or raw, cotton not dyed.....	see manufact's 89,038	7,932,467	3,039	7,929,428
Fibre, Mexican and vegetable.....	5,306,779	6,327,438	18,475	60,053
Fruits, green.....	435,641	416,163	189,355	6,138,083
Hemp.....	6,951,747	9,757,947	185,461	230,702
Indian corn.....	1,562,430	1,470,060	18	9,757,929
Manilla grass.....	636,302	908,621	73,358	1,396,702
Rice, uncleaned, unhulled or paddy.....	124,940	116,945	479,905	428,716
Seeds.....	3,820,839	4,434,757	56,609	60,336
Tobacco, (for excise).....	292,353	325,900	124,693	4,310,064
Other articles.....			33,369	292,531
Total.....	19,992,076	32,897,496	1,331,936	31,565,560
MANUFACTURED AND PARTIALLY MANUFACTURED ARTICLES.				
Artificial teeth, not mounted.....	155,505	159,016	10,715	148,301
Asphaltum or asphalt.....	452,250	552,171	7,802	544,369
Bells for churches.....	60,231	58,692	10,859	47,833
Binder twine.....	2,104,111	2,136,841	9,127	2,127,714
Books, maps, etc.....	977,067	1,047,845	332,144	715,701
Brick, fire, for manufacturers.....	864,465	860,763	105,904	754,859
Coke.....	1,887,493	1,644,931	3,575	1,641,356
Cotton, wool and waste.....	11,757,105	see agricultu	ral products	
Drugs, dyes and chemicals.....	9,117,103	9,193,671	1,798,181	7,395,490
Fish hooks, nets, seines, &c.....	1,118,657	1,075,848	486,601	589,247
Jute cloth, yarn and canvas.....	1,079,177	1,677,435	1,616,321	61,114
Metals:—				
Brass.....	1,122,773	1,462,858	149,634	1,313,224
Copper.....	4,150,088	4,893,269	61,344	4,831,925
Iron and steel.....	12,343,205	12,528,057	3,904,819	8,623,238
Tin.....	4,235,848	4,920,624	2,087,606	2,833,018
Zinc.....	712,193	929,205	83,712	845,493
Other, (items made up of more than one metal).....	1,481,042	1,202,737	235,486	967,251
Molasses.....	1,293,116	1,105,614	1,083,443	22,171
Newspapers and magazines.....	870,269	960,734	77,044	883,690
Noils.....	778,320	689,304	664,706	24,598
Oil cake and meal, cotton seed cake and meal..... } palm nut cake and meal..... }	76,099	116,909	2,464	114,445
Oil, cocoanut and palm.....	258,063	329,803	153,568	176,235
Oil, gasoline under 725 specific gravity.....	1,683,385	1,961,015		1,961,015
Oil, petroleum, crude, fuel and gas.....	1,626,141	2,270,374		2,270,374
Rags.....	1,012,538	1,136,980	177,026	959,954
Resin or rosin.....	568,108	703,312	25,674	677,638
Rubber, &c.....	4,742,429	5,354,380	283,314	5,071,066
Surgical and dental instruments.....	259,415	352,166	33,536	318,630
Turpentine, crude and spirits of.....	683,369	637,442	3,449	633,993
Yarns N. E. S.....	990,671	1,214,551	911,247	303,304
Other articles.....	3,321,420	3,423,296	862,371	2,560,925
Total.....	71,781,656	64,599,843	15,181,672	49,418,171

3 GEORGE V., A. 1913

No. 15.—FREE GOODS—*Concluded.*

ARTICLES.	ENTERED FOR CONSUMPTION.		ENTERED FOR CONSUMPTION DURING THE TWELVE MONTHS ENDING MARCH 31ST, 1912.	
	Twelve months ending March 31st, 1911.	Twelve months ending March 31st, 1912.	From British Empire.	From other Countries.
	Value.	Value.	Value.	Value.
FREE IMPORTS— <i>Concluded.</i>	\$	\$	\$	\$
MISCELLANEOUS.				
Articles for Army and Navy.....	6,118	11,247	9,688	1,559
Articles ex-warehoused for ships' stores.....	729,607	714,273	26,575	687,698
Coffee (see dutiable).....	1,222,831	1,808,454	236,034	1,572,420
Models of inventions.....	67,281	38,421	1,854	36,567
Paintings in oil and water colours.....	959,880	1,289,216	411,323	877,893
Settlers' effects	14,072,611	15,145,212	4,744,870	10,400,342
Tea (see dutiable).....	5,612,373	6,661,947	5,742,554	919,393
Coin and bullion.....	10,206,210	26,033,881	1,690	26,032,191
Other articles	919,213	1,432,101	257,554	1,174,547
Total.....	33,796,124	53,134,752	11,432,142	41,702,610
Total Free.....	179,227,506	212,178,130	35,508,970	176,669,160
Total Dutiable.....	282,723,812	335,304,060	102,475,334	232,828,726
Grand Total.....	461,951,318	547,482,190	137,984,304	409,497,886

SESSIONAL PAPER No. 11

No. 16.—STATEMENT of Goods Imported from British and Foreign West Indies (including Guiana) during the Fiscal Year ended March 31, 1912.

DUTIABLE GOODS.	From British West Indies and British Guiana.		From Foreign West Indies and Foreign Guiana.		Total from West Indies and Guiana.	
	Quantity.	Value.	Quantity.	Value.	Quantity.	Value.
		\$		\$		\$
Arrowroot..... Lbs.	26,222	1,007			26,222	1,007
Cocoanuts—						
Imported direct..... No.	3,367,736	81,751			3,367,736	81,751
N.O.P.....	10,000	200			10,000	200
Desiccated, sweetened or not... Lbs.	42,612	4,004			42,612	4,004
Clocks..... \$		24				24
Coffee, roasted..... Lbs.	140	33			140	33
Cotton, clothing..... \$		100				100
Drugs, all other..... "		172				172
Electric apparatus..... "		135				135
Fancy goods, boxes..... "				180		180
Flax, hemp, &c.—						
Bags or sacks..... "		14				14
Uncoloured damask..... "				150		150
Fruits—						
All other N.O.P., dried..... Lbs.	17,660	516			17,660	516
All other nuts, N.O.P., not shelled..... "	14,078	631			14,078	631
All other nuts, shelled..... "	75	10			75	10
In air-tight cans, &c..... "	53,685	4,941			53,685	4,941
Furniture..... \$		562		1,476		2,038
Hats—Beaver, silk or felt..... "		64				64
Honey in the comb, &c., and imitations of..... Lbs.	189,643	10,188			189,643	10,188
Horses, N.O.P..... No.			1	50	1	50
Iron—						
Cast, scrap iron..... Tons.	207	1,304	104	1,000	311	2,304
Cast, scrap, steel wrought.... Cwt.	1,675	555	7,254	3,500	8,929	4,055
Jellies, jams and preserves... Lbs.	857	204			857	204
Jewellery..... \$		25				25
Lead and manufactures of, old, scrap, pig and block..... Cwt.	180	363			180	363
Leather, upper leather including dongola..... Lbs.	20	20			20	20
Lime juice and other fruit syrups. Galls.	150	56			150	56
Oil, essential, N.O.P..... Lbs.	541	1,111			541	1,111
Packages..... \$		6,048		3,190		9,238
Pearline and other soap powders.. Lbs.	319	13			319	13
Spices—						
Ginger, N.O.P., unground..... "	552,985	45,171			552,985	45,171
Nutmegs and mace, whole or unground..... "	9,282	1,101			9,282	1,101
Spirits—						
Cordials, &c., N.O.P..... Galls.	237	1,689			237	1,689
Rum..... "	111,087	36,242	4	3	111,091	36,245
Whiskey..... "	679	781			679	781
N.O.P..... "	3	15			3	15
Alcoholic perfumes, &c., under 4 ounces..... "	2	7			2	7
Alcoholic perfumes, &c., over 4 ounces..... "	91	149			91	149
Wines—						
Ginger, testing, 40 per cent or less of proof spirits..... "	36	23			36	23
Non-sparkling, testing 35 p. c. and not over 36 p.c. of proof spirits..... "	6	44			6	44
Non-sparkling, testing 37 p. c. and not over 38 p.c. of proof spirits..... "	3	16			3	16

3 GEORGE V., A. 1913

No. 16.—STATEMENT of Goods Imported from British and Foreign West Indies—*Con.*

DUTIABLE GOODS.	From British West Indies and British Guiana.		From Foreign West Indies and Foreign Guiana.		Total from West Indies and Guiana.	
	Quantity.	Value.	Quantity.	Value.	Quantity.	Value.
Wines— <i>Con.</i>		\$		\$		\$
Sparkling in bottles not over 1 pint but more than ½ pint. Doz.			4	4	4	4
Sponges. \$		1,086		485		1,571
Straw, grass, chip or other material, N.O.P. "		66				66
Sugar. Lbs.	838,063,835	8,959,060	74,757,088	2,023,380	412,820,923	10,982,440
Tobacco—						
Cigarettes "			34	56	34	56
Cigars. "	485	1,563	129,431	536,927	129,916	538,490
Cut tobacco "	20	7	290	134	310	141
Manufactures of. "	189	38			189	38
Vegetables—						
Melons. No.	40	6			40	6
Potatoes, N.O.P. Bush.	336	337			336	337
Potatoes, sweet and yams. "	190	137			190	137
Tomatoes, fresh "	100	261	70	309	170	570
Vegetables, N.O.P. \$		1,477		624		2,101
Total, dutiable goods.		9,163,327		2,571,468		11,734,795

SESSIONAL PAPER No. 11

No. 16.—STATEMENT of Goods Imported from British and Foreign West Indies—*Con.*

FREE GOODS.	From British West Indies and British Guiana.		From Foreign West Indies and Foreign Guiana.		Total from West Indies and Guiana.	
	Quantity.	Value.	Quantity.	Value.	Quantity.	Value.
		\$		\$		\$
Diamonds, unset..... \$				22,774		22,774
Salt..... Cwt.	224,735	20,865	18,147	2,119	242,882	22,894
Tortoise and other shells..... \$		81				81
Lumber :—Mahogany..... Feet.	24,760	1,250			24,760	1,250
Spanish cedar..... "			49,240	4,900	49,240	4,900
African teak, &c..... \$		273				273
Timber, hewn or sawn, squared or sided or creosoted..... "		600				600
Bones, crude..... Cwt.	1	2			1	2
Grease rough, for mfr. of soap and oils..... Lbs.	400	9			400	9
Hides and skins, raw..... "	197,598	24,212			197,598	24,212
Cocoa beans, not roasted..... "	771,984	85,260			771,984	85,260
Bananas..... Bunches.	30,448	14,495			30,448	14,495
Guavas, mangoes, &c..... \$		18				18
Lemons and limes..... "		1,051		44		1,095
Oranges and shaddocks..... \$		60,720		7,007		67,727
Pineapples..... No.	1,995	145	19,630	796	21,625	941
Rice, uncleaned..... Lbs.	650	10			650	10
Tobacco, unmanufactured for excise purposes..... "	1,235	180	466,537	263,990	467,772	264,170
Asphaltum, solid..... Cwt.	15,810	7,643			15,810	7,643
Extract of logwood, &c..... Lbs.	3,466	202			3,466	202
Sulphate of copper..... "	4,000	45			4,000	45
Drugs, crude..... \$		801				801
Lime juice, crude..... Gals.	97,909	14,979			97,909	14,979
Brass, old and scrap..... Cwt.	44	294			44	294
Copper, old and scrap..... "	12	85			12	85
Molasses not over 56 degrees..... Gals.	5,723,975	1,083,443			5,723,975	1,083,443
Rags of cotton, &c..... Cwt.	66	50			66	50
Articles returned..... \$		5,447		13,662		19,109
Articles for exhibition..... "		221				221
Articles for the Governor General..... "		120				120
Articles for Consuls General..... "				226		226
Coffee, green..... Lbs.	472,379	63,835	21,685	3,078	494,064	66,913
Settlers' effects..... \$		828		1,135		1,963
Total free goods.....		1,387,164		319,731		1,706,895
Total dutiable and free.....		10,550,491		2,891,199		13,441,690
Imported through foreign countries.....		1,720,787		1,500,057		3,220,844
Imported direct.....		8,829,704		1,391,142		10,220,846

3 GEORGE V., A. 1913

No. 16.—STATEMENT of Goods Exported to British and Foreign West Indies—*Con.*

ARTICLES.	TO BRITISH WEST INDIES AND BRITISH GUIANA.		TO FOREIGN WEST INDIES AND FOREIGN GUIANA.		TOTAL TO WEST INDIES AND GUIANA.	
	Quantity.	Value.	Quantity.	Value.	Quantity.	Value.
THE MINE.						
		§		§		§
Asbestos..... Tons.		5				5
Coal.... "	3,487	14,470	5,260	22,590	8,747	37,060
Mineral water..... Galls.	2,165	532			2,165	532
Oil, mineral, coal and kerosene, refined..... "	8	2			8	2
Other articles..... §		120				120
Total, mines.....		15,129		22,590		37,719
THE FISHERIES.						
Cod-fish, dry salted..... Cwt.	179,942	1,160,391	172,859	1,126,382	352,801	2,286,773
Tongues and sounds..... Brls.	7	16			7	16
Mackerel, pickled..... "	5,179	53,348	28	325	5,207	53,673
Herrings..... "	35,225	139,049	4,273	19,218	39,498	158,267
" smoked..... Lbs.	1,445,490	28,405	76,670	1,594	1,522,160	29,999
Sea fish, other, pickled..... Brls.	5,546	34,176	426	2,853	5,972	37,029
" preserved..... Lbs.	436,253	9,345	92,075	1,908	528,328	11,253
Lobsters, canned..... "	8,748	1,975			8,748	1,975
Salmon, fresh..... "	900	80			900	80
" canned..... "	208,695	16,543			208,695	16,543
" pickled..... Brls.	613	9,372	228	3,320	841	12,692
Fish, all other..... "	1,217	8,619	58	382	1,275	9,001
Fish oil, cod..... Galls.	1,585	344			1,585	344
Total, fisheries.....		1,461,663		1,155,982		2,617,645
THE FOREST.						
Firewood..... Cords.	2	6			2	6
Deals—Spruce and other..... Std hd.		9				9
" Ends..... "	13	412			13	412
Laths..... M.	175	835			175	835
Planks and boards..... M. ft.	12,990	236,701	27,244	474,796	40,234	711,497
Scantling..... "	17	236	187	2,817	204	3,053
Shingles..... M.	19,923	27,136	46	91	19,969	27,227
Shooks, other..... §		18,583				18,583
Staves, other and headings..... "		17,403		1,180		18,583
Lumber, all other, N.E.S..... "		6,819				6,819
Masts and spars..... No.	224	3,253	86	567	310	3,820
Piling..... §				12		12
Other articles..... "		9				9
Total, forest.....		311,402		479,463		790,865
ANIMALS AND THEIR PRODUCE.						
Horses over one year old..... No.	41	10,425			41	10,425
Cattle..... "	8	440			8	440
Sheep..... "	14	132			14	132
Poultry..... §		58				58
Butter..... Lbs.	242,538	70,140	10,055	2,411	252,593	72,551
Cheese..... "	223,118	34,513	19,585	2,757	242,703	37,270
Eggs..... Doz.			60	14	60	14
Grease and grease scraps..... Lbs.	1,000	25			1,000	25
Glue stock..... §		4				4
Hair..... "		13				13
Lard..... Lbs.	1,260	114			1,260	114
Meats—Bacon..... "	239	32			239	32
Beef..... "	2,153	230			2,153	230
Hams..... "	523	71	923	157	1,446	228
Pork..... "	67,461	5,478			67,461	5,478

SESSIONAL PAPER No. 11

No. 16.—STATEMENT of Goods Exported to British and Foreign West Indies—*Con.*

ARTICLES.	TO BRITISH WEST INDIES AND BRITISH GUIANA.		TO FOREIGN WEST INDIES AND FOREIGN GUIANA.		TOTAL TO WEST INDIES AND GUIANA.	
	Quantity.	Value.	Quantity.	Value.	Quantity.	Value.
ANIMALS AND THEIR PRODUCE— <i>Con.</i>						
		\$		\$		\$
Meats—Poultry dressed or undressed		50				50
Canned	Lbs. 160	16	196	26	356	42
All other, N.E.S.	" 7,817	737	1,988	194	9,805	931
Milk and cream, condensed, canned or preserved	33,518	2,717	3,317,500	218,958	3,351,018	221,675
Tails				472		472
Tallow	Lbs. 155	15			155	15
Other articles		877		1,178		2,055
Total, animals		126,087		226,167		352,254
AGRICULTURAL PRODUCTS.						
Cider	Galls. 400	125			400	125
Fruits—Apples, dried	Lbs. 8	1			8	1
" green or ripe	Brls. 486	1,374	2,268	7,631	2,754	9,005
" canned or preserved	\$	237		106		343
Grains—Beans	Bush. 113	256	3,614	7,948	3,727	8,204
Indian corn	" 36	28			36	28
Oats	" 264,132	135,081	599,186	298,303	863,318	433,384
Pease, whole	" 10,304	11,739	9	11	10,313	11,750
" split	" 74,204	99,130	144	198	74,348	99,328
Wheat	" 13	17	1	1	14	18
Bran	Cwt. 29,866	33,447	10,684	10,216	40,550	43,663
Flour of wheat	Brls. 421,858	1,807,309	4,738	19,191	426,596	1,826,500
Indian meal	" 6	10			6	10
Oatmeal	" 398	1,893			398	1,893
Cereal foods, prepared, all kinds	\$	29,280		10,666		39,946
Hay	Tons. 1,462	17,801	5,738	79,855	7,200	97,656
Malt	Bush. 5	20			5	20
Nuts	Lbs. 50	6			50	6
Seeds, all other	\$	1				1
Straw	Tons. 3	26			3	26
Trees, shrubs and plants	\$	10				10
Vegetables—Canned or preserved	\$			170		170
Potatoes	Bush. 107,722	79,359	469,481	402,442	577,203	481,801
Turnips	" 76	40			76	40
All other	\$	686		105		791
Other articles	\$	645				645
Total agricultural	\$	2,218,521		836,843		3,055,364
MANUFACTURED ARTICLES.						
Agricultural implements—						
Mowing machines	No. 1	30			1	30
Harvesters	" 1	26	8	1,542	9	1,568
Ploughs	" 12	207	238	3,069	250	3,276
Cultivators	" 4	28			4	28
All other	\$	130		115		245
Parts of	"	115		243		358
Baking powders	Lbs. 261	40			261	40
Books, pamphlets, maps, &c.	\$	8,114		4,010		12,124
Biscuits and bread	Cwt. 1,565	13,260			1,565	13,260
Brooms and whisks	\$	14,456		84		14,540
Brushes of all kinds	\$	833				833
Launches—Gasolene	No. 1	300			1	300
Cartridges—Gun, rifle and pistol	\$			292		292
Clothing and wearing apparel	\$	1,085		144		1,229
Cordage—Ropes and twine	\$	28,669		715		29,384

3 GEORGE V., A. 1913

No. 16.—STATEMENT of Goods Exported to British and Foreign West Indies—*Con.*

ARTICLES.	TO BRITISH WEST INDIES AND BRITISH GUIANA.		TO FOREIGN WEST INDIES AND FOREIGN GUIANA.		TOTAL TO WEST INDIES AND GUIANA.	
	Quantity.	Value.	Quantity.	Value.	Quantity.	Value.
MANUFACTURES— <i>Con.</i>		£		£		£
Cotton fabrics..... Yds.	1,318	361	2,741	356	4,059	717
" other.....		75				75
Drugs and chemicals—						
Calcium carbide.. Lbs.	107,915	3,235	20,750	622	128,665	3,857
All other.....		122,748		2,557		125,305
Earthenware and all manufactures of.....		290				290
Electrical apparatus.....		703		123		826
Glass and glassware, N.E.S.....		1,429				1,429
Hats and caps.....		105				105
Household effects, N.E.S.....		3,963		958		4,921
India rubber, Hose.....		11				11
" Boots and shoes.....		245				245
" N.E.S.....		118				118
Iron and steel—						
Buoys, gas and parts of... ..		178				178
Castings.....		24				24
Machinery, N.E.S.....		841		30		871
Sewing machines..... No.			1	35	1	35
Typewriters..... " 1		50			1	50
Hardware, N.E.S.....		1,826		236		2,062
Manufactures of, N.E.S.....		24,957		810		25,767
Jewellery of all kinds, N.O.P.....		8,546				8,546
Jewellers' sweepings.....		320				320
Lamps and lanterns.....		776				776
Leather—Sole..... Lbs.	525	175			525	175
Upper..... " 110		55			110	55
N.E.S..... " 147		35			147	35
Boots and shoes.....		241				241
Harness and saddlery....		86				86
Liquors—						
Ale and beer..... Galls.	295	160			295	160
Rum..... " 466		133			466	133
Whiskey..... " 1,120		3,454	2,093	6,562	3,213	10,016
Wines..... " 1,336		1,119			1,336	1,119
Wood alcohol..... " 40		25			40	25
Other spirits... .. " 103		128	36	116	139	244
Metals—						
Aluminum in bars, blocks, &c... Cwt.			4	42	4	42
N.O.P.....		566				566
Musical instruments—						
Organs.. .. No.	49	3,080	1	45	50	3,125
Pianos..... " 4		888	1	350	5	1,238
Other.....		59				59
Oil cake..... Cwt.	9,475	12,719			9,475	12,719
Oils, N.E.S..... Galls.	16,071	2,909			16,071	2,909
Paper—						
Wall..... Rolls.	12,145	378			12,145	378
Wrapping..... Lbs.	51,394	2,366			51,394	2,366
Printing.....		2,233		121,577		123,810
N.E.S.....		4,130		2,639		6,769
Paints and varnishes, all kinds.....		13,760				13,760
Paintings, all kinds.....		5				5
Photographs.....		3				3
Ships, sold to other countries.....						
No. and tons.....	4-1,354	35,500			4-1,354	35,500
Soap..... Lbs.	355,730	15,928			355,730	15,928
Starch.....	40	2			40	2
Stationery.....		5,082		7,612		12,694
Stone, ornamental, viz.:—						
Granite, marble, dressed.....		200				200

SESSIONAL PAPER No. 11

No. 16.—STATEMENT of Goods Exported to British and Foreign West Indies—*Con.*

ARTICLES.	TO BRITISH WEST INDIES AND BRITISH GUIANA.		TO FOREIGN WEST INDIES AND FOREIGN GUIANA.		TOTAL TO WEST INDIES AND GUIANA.	
	Quantity.	Value.	Quantity.	Value.	Quantity.	Value.
MANUFACTURES— <i>Con.</i>		\$		\$		\$
Sugar, of all kinds, N.E.S. Lbs.	1,200	44	1,087,300	46,967	1,088,500	47,011
Confectionery, sweetened. "	4,601	657	4,601	657
Tar. \$	8	8
Tin, manufactures of. "	480	480
Trunks and valises, all kinds. "	10,937	10,937
Vehicles, viz.:—						
Automobiles No.	105	66,419	1	1,560	106	68,009
" parts of \$	130	27	157
Carriages No.	109	8,434	109	8,434
" parts of \$	1,691	1,691
Carts No.	5	336	5	336
Wagons "	2	150	2	150
Bicycle, parts of. \$	30	75	105
Other. "	80	80
Vinegar Galls.	37	9	37	9
Wood, viz.:—						
Barrels, empty No.	2,351	3,565	2,351	3,565
Household furniture \$	23,885	636	24,521
Doors, sashes and blinds. "	1,508	1,508
Matches. "	43	43
Pails, tubs, churns and other hollow woodenware "	14	14
Other manfs. of, N.E.S. "	11,845	11,845
Woollens. "	264	264
Other articles. "	9,810	52	9,862
Total manufactures.	483,882	204,201	688,083
Miscellaneous articles :—						
Dried fruits, N.E.S. Lbs.	105	12	105	12
Rice "	896	20	896	20
Tea. "	5,094	1,245	5,094	1,245
Total miscellaneous.	1,277	1,277
Grand total.	4,617,961	2,925,246	7,543,207

3 GEORGE V., A. 1913

No. 17.—STATEMENT showing the Total Value of Imports and Exports of the Dominion of Canada, from and to each Country, during the Twelve Months ended March 31, 1912.

COUNTRY.	IMPORTS.			EXPORTS.		
	Dutiable Goods.	Free Goods.	Total.	Produce of Canada.	Foreign Produce.	Total.
British Empire.	\$	\$	\$	\$	\$	\$
United Kingdom.....	89,828,419	27,364,012	117,192,431	147,240,413	4,613,900	151,853,413
Aden.....		11,316	11,316	65		65
Bermuda.....	78	8,918	8,996	526,517	16,755	543,272
British East Africa.....	242,415		242,415	22,172		22,172
West Africa.....				54,721		54,721
South Africa.....	40,421	101,708	142,129	2,411,252	7,241	2,418,493
India.....	1,204,095	1,632,982	2,837,077	156,335	633	156,968
Straits Settlements.....	188,359	247,561	435,920	131,647	168	131,815
East Indies, all other.....	54,173	1,694,295	1,748,468	19,675	121	19,796
Guiana.....	5,000,360	4,270	5,004,630	576,365	7,171	583,536
Honduras.....	14	100	114	9,063	128	9,191
West Indies.....	4,162,967	1,382,894	5,545,861	3,967,748	66,677	4,034,425
Oceania: Australia and Tasmania.....	255,384	170,397	425,781	3,924,023	22,992	3,947,015
Oceania: New Zealand.....	569,723	753,820	1,323,543	1,330,762	10,070	1,340,832
Oceania: All other.....	130,311	70	130,381	125,615	144	125,759
Falkland Islands.....		710	710			
Gibraltar.....	176		176	24,613		24,613
Hong Kong.....	510,460	279,469	789,929	564,729	16,610	581,339
Malta.....	2,421	50	2,471	24,684		24,684
Newfoundland and Labrador.....	17,781	1,824,265	1,842,046	4,131,602	152,711	4,284,313
Total British Empire	102,207,557	35,476,837	137,684,394	165,242,001	4,914,421	170,156,422
Alaska.....	1,200	163,949	165,149	335,887	26,553	362,440
Argentina.....	38,800	2,968,769	3,007,569	2,975,908	76	2,975,984
Austria-Hungary.....	1,489,125	44,150	1,533,275	55,662	203	55,865
Azores and Madeira Islands.....	488		488	17,191		17,191
Belgium.....	2,573,448	1,109,312	3,682,760	2,851,044	881,178	3,732,222
Bolivia.....				2,855	7	2,862
Brazil.....	9,211	1,094,610	1,103,821	760,910	12,778	773,688
Canary Islands.....				6,607		6,607
Cent. Am. States—						
Costa Rica.....		41,567	41,567	85,372	5,095	90,467
Guatemala.....	22,993	48,171	71,164	18,661	25	18,686
Honduras.....				6,453		6,453
Nicaragua.....	22,572		22,572	9,703	655	10,358
Panama.....				224,649	4,609	229,258
Salvador.....		55,003	55,003	6,250	25	6,275
Chile.....	84	305,584	305,668	175,253		175,253
China.....	168,748	442,563	611,311	413,899	908	414,807
Cuba.....	1,456,731	314,143	1,770,874	2,024,617	72,161	2,096,778
Denmark.....	20,048	28,261	48,309	605,609	3,454	609,063
Danish West Indies.....	77,257	1,125	78,382	11,489	98	11,587
Dutch West Indies.....		378	378	917		917
East Indies.....	1,317,426	54,543	1,371,969	7,001		7,001
Guiana.....	24,865		24,865	57,710		57,710
Ecuador.....	4,284	13,115	17,399	8,810		8,810
Egypt and Soudan.....	47,987	68	48,055	5,901		5,904
France.....	9,766,582	2,119,124	11,885,706	2,048,768	74,937	2,123,705
French Africa.....		9,180	9,180	223,521		223,521
Guiana.....				1,021		1,021
Oceania.....		55	55	400		400
West Indies.....		616	616	12,141		12,141

SESSIONAL PAPER No. 11

No. 17.—STATEMENT showing the Total Value of Imports and Exports of the Dominion of Canada, &c.—*Concluded.*

COUNTRY.	IMPORTS.			EXPORTS.		
	Dutiable Goods.	Free Goods.	Total.	Produce of Canada.	Foreign Produce.	Total.
	\$	\$	\$	\$	\$	\$
Germany.....	7,998,895	3,147,851	11,146,746	3,577,847	237,067	3,814,914
German Africa.....				104		104
" Oceania.....	12		12	1,000		1,000
Greece.....	564,377	240	564,617	8,644		8,644
Greenland, Iceland, &c....		3,734	3,734	50		50
Guam, Tuluaita and Wake Islands.....				100		100
Hawaii.....	16,881	17,426	34,307	133,147	564	133,711
Haiti.....		28	28	26,218		26,218
Holland.....	1,167,072	1,276,194	2,443,266	1,434,379	348,347	1,782,726
Italy.....	776,133	424,321	1,200,454	282,225	2,866	285,091
Japan.....	1,689,443	1,212,828	2,902,271	486,441	1,127	487,568
Korea.....		70	70	21,175		21,175
Liberia.....				142		142
Madagascar.....	1,896		1,896			
Mexico.....	15,045	994,672	1,009,717	494,723	772	495,495
Miquelon and St. Pierre Islands.....	27,813	4,768	32,581	138,035	4,816	142,851
Morocco.....		2,500	2,500	35		35
Norway.....	294,836	25,746	320,582	618,738	835	619,573
Peru.....	74,126		74,126	12,825	48	12,873
Persia.....	3,013		3,013			
Philippines.....	3,863	66,020	69,883	22,431	93	22,524
Porto Rico.....	153	635	788	639,424	196	639,620
Portugal.....	199,118	58,157	257,275	70,390		70,390
Portuguese Africa.....				72,819		72,819
Roumania.....	118	635	753	97,395		97,395
Russia in Asia.....	1,730		1,730	18,101		18,101
Russia in Europe.....	26,176	312,622	338,798	1,241,438	36	1,241,474
San Domingo.....	1,012,462	2,806	1,015,268	29,254		29,254
Servia.....	270		270	1,435		1,435
Siam.....		25,649	25,649	539		539
Spain.....	1,203,986	99,721	1,303,707	114,546	18	114,564
Sweden.....	262,994	74,731	337,725	129,309	5	129,314
Switzerland.....	3,459,720	47,477	3,507,197	16,329	3,189	19,518
Tripoli (Turkey in Africa).....	27		27			
Turkey in Asia.....	412,626	26,341	438,967			
Turkey in Europe.....	10,358	23,439	33,797	9,010	2,500	11,510
Uruguay.....		314,511	314,511	191,642		191,642
U. S. of Colombia.....	27,488	73,153	100,641	23,550		23,550
United States.....	204,870,045	163,275,062	368,145,107	102,041,222	18,493,412	120,534,634
Venezuela.....		148,002	148,002	22,982	319	23,301
Total Other Countries.....	241,162,525	180,473,625	421,636,150	124,981,856	20,178,972	145,160,828
Grand total.....	343,370,082	215,950,462	559,320,544	290,223,857	25,093,393	315,317,250

3 GEORGE V., A. 1913

No. 18.—ABSTRACT BY COUNTRIES

COUNTRIES.	IMPORTS.			General Tariff.	
	Dutiable.	Free.	Total.		
	Value.	Value.	Value.	Value.	Duty.
	\$	\$	\$	\$	\$ cts
United Kingdom.....	89,828,419	27,364,012	117,192,431	9,503,948	5,628,245 10
Aden		11,316	11,316		
Bermuda	78	8,918	8,996	69	17 20
British East Africa.....	242,415		242,415	242,415	58,174 72
" South Africa	40,421	101,708	142,129	81	15 65
" India.....	1,204,95	1,632,982	2,837,077	73,120	12,633 59
" Straits Settlements.....	188,359	247,561	435,920	8,134	3,320 68
" East Indies, all other.....	54,173	1,694,295	1,748,468	3,427	996 72
" Guiana.....	5,000,360	4,270	5,004,630	16,894	170,044 85
" Honduras.....	14	100	114	14	4 20
" West Indies.....	4,162,967	1,382,894	5,545,861	60,627	99,971 96
" Oceania: Australia and Tas- mania	255,384	170,397	425,781	226,851	86,074 14
" Oceania: New Zealand.....	569,723	753,826	1,323,543	46,789	7,254 46
" " All other.....	130,311	70	130,381	7	1 75
Falkland Islands.....		710	710		
Gibraltar.....	176		176	88	33 90
Hong Kong	510,460	279,469	789,929	484,395	305,449 48
Malta.....	2,421	50	2,471	3,657	3,428 00
Newfoundland and Labrador.....	17,781	1,824,265	1,842,046	17,622	3,077 98
Total British Empire.....	102,207,557	35,476,837	137,684,394	10,688,138	6,378,744 38
Alaska.....	1,200	163,949	165,149	300	300 00
Argentina	38,800	2,968,769	3,007,569	27,300	3,317 75
Austria-Hungary.....	1,489,125	44,150	1,533,275	977,727	227,201 53
Azores and Madeira Islands.....	488		488	488	148 25
Belgium.....	2,573,448	1,109,312	3,682,760	2,234,487	434,757 03
Brazil.....	9,211	1,094,610	1,103,821	3,370	536 99
Cen. Am. States: Costa Rico.....		41,567	41,567		
" Guatemala.....	22,993	48,171	71,164	28,193	6,315 91
" Nicaragua.....	22,572		22,572	1,580	538 64
" Salvador.....		55,003	55,003		
Chili	84	305,584	305,668	71	12 41
China.....	168,748	442,563	611,311	155,384	64,037 63
Cuba.....	1,456,731	314,143	1,770,874	1,108,631	691,948 58
Denmark	20,048	28,261	48,309	20,103	4,043 15
Danish West Indies	77,257	1,125	78,382	75,454	27,459 12
Dutch West Indies		378	378		
" East Indies.....	1,317,426	54,543	1,371,969	1,771,033	525,811 74
" Guiana.....	24,865		24,865	47,901	15,041 44
Ecuador.....	4,284	13,115	17,399	4,284	1,499 40
Egypt and Soudan.....	47,987	68	48,055	43,934	61,641 62
France.....	9,766,582	2,119,124	11,885,706	4,401,296	2,258,057 73
French Africa		9,180	9,180		
" Oceania.....		55	55		
" West Indies.....		616	616		
Germany.....	7,998,895	3,147,851	11,146,746	7,984,629	2,246,745 17
" Oceania.....	12		12	12	3 00
Greece	564,377	240	564,617	552,008	71,681 66
Greenland, Iceland, &c.....		3,734	3,734		
Hawaii.....	16,881	17,426	34,307	13,003	4,011 73
Hayti.....		28	28		
Holland.....	1,167,072	1,276,194	2,443,266	1,115,489	2,238,731 22
Italy.....	776,133	424,321	1,200,454	534,231	151,689 79
Japan.....	1,689,443	1,212,828	2,902,271	692,198	229,995 88
Korea.....		70	70		

SESSIONAL PAPER No. 11

DUTIABLE AND FREE.

ENTERED FOR CONSUMPTION.

Preferential Tariff.		Treaty Rates.		Total Dutiable.	Total Free.	Grand Total.	
Value.	Duty.	Value.	Duty.	Value.	Value.	Value.	Duty.
\$	\$ cts.	\$	\$ cts.	\$	\$	\$	\$ cts.
76,338,907	15,886,719 60	3,671,346	852,075 12	89,514,201	27,392,821	116,907,022	22,367,039 82
.....	69	11,316	11,316
.....	242,415	8,918	8,987	17 20
40,340	4,102 78	40,421	101,708	242,415	58,174 72
1,130,103	88,820 66	1,203,223	1,632,982	142,129	4,118 43
169,753	39 259 42	177,887	247,578	2,836,205	101,454 25
48,165	12,749 16	51,592	1,694,295	425,465	42,580 10
5,304,561	978,566 25	5,321,455	4,272	1,745,887	13,745 88
.....	14	100	5,325,727	1,146,611 10
4,303,657	904,920 79	4,364,284	1,382,793	114	4 20
.....	5,747,077	1,004,892 75
.....	31,820	7,932 82	253,671	173,030	431,701	94,006 96
530,437	60,104 03	577,226	754,115	1,331,341	67,358 49
192,907	45,476 05	192,914	70	192,984	45,477 80
.....	710	710
.....	88	16 34	176	176	50 24
.....	25,076	5,492 28	509,471	279,883	789,354	310,941 76
.....	36	9 90	3,693	114	3,807	3,437 90
.....	17,622	1,824,265	1,841,887	3,077 98
88,058,830	18,018,718 74	3,728,366	865,526 46	102,475,334	35,508,970	137,984,304	25,262,989 58
.....	300	163,949	164,249	300 00
.....	11,500	2,875 00	38,800	2,968,769	3,007,569	6,192 75
.....	516,597	134,571 70	1,494,324	44,253	1,538,577	361,773 23
.....	488	488	148 25
.....	340,678	86,477 62	2,575,165	1,111,254	3,686,419	521,234 65
.....	3,370	1,094,610	1,097,980	536 99
.....	41,567	41,567
.....	28,193	48,171	76,364	6,315 91
.....	1,580	1,580	538 64
.....	55,003	55,003
.....	71	305,584	305,655	12 41
.....	155,384	442,563	597,947	64,037 63
.....	1,108,631	380,169	1,488,800	691,948 58
.....	20,103	28,261	48,364	4,043 15
.....	75,454	1,125	76,579	27,459 12
.....	378	378
.....	1,771,035	54,543	1,825,578	525,811 74
.....	47,980	47,980	15,041 44
.....	4,284	13,115	17,399	1,499 40
.....	43,934	158	44,092	61,641 62
.....	5,223,761	1,178,890 15	9,625,057	2,119,607	11,744,664	3,436,947 88
.....	9,180	9,180
.....	55	55
.....	616	616
.....	7,984,629	3,105,376	11,090,005	2,246,745 17
.....	12	12	3 00
.....	552,008	257	552,265	71,681 66
.....	3,734	3,734
.....	13,003	17,426	30,429	4,011 73
.....	28	28
.....	54,516	15,293 30	1,170,005	1,253,897	2,423,902	2,254,024 52
.....	188,251	45,562 60	722,482	424,340	1,146,822	197,252 39
.....	610,009	157,125 07	1,302,207	1,212,828	2,515,035	387,120 95
.....	70	70

3 GEORGE V., A. 1913

No. 18.—ABSTRACT BY COUNTRIES

COUNTRIES.	IMPORTS.			General Tariff.	
	Dutiable.	Free.	Total.		
	Value.	Value.	Value.	Value.	Duty.
	\$	\$	\$	\$	\$ cts.
Madagascar	1,896		1,896	1,756	121 00
Mexico.....	15,045	994,672	1,009,717	14,887	4,707 98
Miquelon and St. Pierre Islands.....	27,813	4,768	32,581	6,725	1,030 70
Morocco.....		2,500	2,500		
Norway	294,836	25,746	320,582	139,137	37,064 89
Peru.....	74,126		74,126	167,136	60,331 59
Persia.....	3,013		3,013	3,013	879 19
Philippines.....	3,863	66,020	69,883	4,405	13,659 90
Porto Rico	153	635	788	198	426 60
Portugal.....	199,118	58,157	257,275	201,352	90,568 14
Roumania	118	635	753	118	110 44
Russia in Asia.....	1,730		1,730	1,730	526 40
Russia in Europe.....	26,176	312,622	338,798	13,607	4,812 40
San Domingo.	1,012,462	2,806	1,015,268	1,173,761	345,981 86
Servia.....	270		270	270	67 50
Siam.....		25,649	25,649		
Spain	1,203,986	99,721	1,303,707	768,254	120,904 58
Sweden.....	262,994	74,731	337,725	152,921	39,649 39
Switzerland.....	3,459,720	47,477	3,507,197	612,068	128,289 57
Turkey in Africa.. ..	27		27	27	9 45
Turkey in Asia.	412,626	26,341	438,967	437,845	79,535 64
Turkey in Europe.....	10,358	23,439	33,797	10,358	2,808 20
Uruguay		314,511	314,511		
U. S. of Colombia ...	27,488	73,153	100,641	27,488	7,957 75
United States.....	204,870,045	163,275,062	368,145,107	196,886,150	49,177,584 32
Venezuela.....		148,002	148,002		
Total other countries.....	241,162,525	180,473,625	421,636,150	222,416,393	59,382,554 86
Duty on articles lower than home trade price.....					86,354 25
Additional duties					436,092 72
Grand total... ..	343,370,082	215,950,462	559,320,544	233,104,531	66,283,746 21

SESSIONAL PAPER No. 11

DUTIABLE AND FREE.

ENTERED FOR CONSUMPTION.

Preferential Tariff.		Treaty Rates.		Total Dutiable.	Total Free.	Grand Total.	
Value.	Duty.	Value.	Duty.	Value.	Value.	Value.	Duty.
\$	\$ cts.	\$	\$ cts.	\$	\$	\$	\$ cts.
.....	1,756	1,756	121 00
.....	14,887	994,670	1,009,557	4,707 98
.....	416	83 78	7,141	4,768	11,909	1,114 48
.....	2,500	2,500
.....	151,790	54,913 11	290,927	25,832	316,759	91,978 00
.....	167,136	167,136	60,331 59
.....	3,013	3,013	879 19
.....	4,405	66,441	70,846	13,659 90
.....	198	635	833	426 60
.....	201,352	58,190	259,542	90,568 14
.....	118	635	753	110 44
.....	1,730	1,730	526 40
.....	9,553	2,427 32	23,160	312,622	335,782	7,239 72
.....	1,173,761	2,806	1,176,567	345,981 86
.....	270	270	67 50
.....	25,649	25,649
.....	404,719	113,417 01	1,172,973	100,238	1,273,211	234,321 59
.....	102,082	25,888 79	255,003	74,731	329,734	65,538 18
.....	2,798,461	590,519 66	3,410,529	47,477	3,458,006	718,809 23
.....	27	27	9 45
.....	437,845	23,647	461,492	79,535 64
.....	10,358	23,439	33,797	2,808 20
.....	314,511	314,511
.....	27,488	73,153	100,641	7,957 75
.....	196,886,150	159,468,328	356,354,478	49,177,584 32
.....	148,002	148,002
.....	10,412,333	2,408,045 11	232,828,726	176,669,160	409,497,886	61,790,599 97
.....	86,354 25
.....	436,092 72
88,058,830	18,018,718 74	14,140,699	3,273,571 57	335,304,060	212,178,130	547,482,190	87,576,036 52

3 GEORGE V., A. 1913

No. 19.—ABSTRACT of the Total Value of Goods Exported from the

Number.	COUNTRIES.	THE MINE.		THE FISHERIES.		THE FOREST.		ANIMALS AND THEIR PRODUCE.	
		Produce.	Not Produce.	Produce.	Not Produce.	Produce.	Not Produce.	Produce.	Not Produce.
	BRITISH EMPIRE.	£	£	£	£	£	£	£	£
1	United Kingdom.....	5,555,599	687	5,132,047	17,200	10,950,810	202,493	36,923,024	173,665
2	Aden								
3	Bermuda.....	62,494		33,993	149	54,215	2	75,585	6,695
4	British East Africa								
5	" West Africa.....							161	
6	" South Africa	10,460		11,962		210,886		85,923	
7	" India			8,152		1,527		122	
8	" Straits Settlements.....			80,733		7,084			
9	" East Indies, all other.....			3,985					
10	" Guiana.....	1,492		203,479	4,514	22,871		14,405	395
11	" Honduras.....			2,229				86	128
12	" West Indies.....	13,635	2	1,211,929	41,741	288,531		100,160	11,127
13	" Oceania:								
14	Australia and Tasmania.....	178,260		349,020		348,300		22,572	70
15	New Zealand.....	1,050		219,178		11,651		2,138	
16	All other.....			55,543		46,732		434	
17	Gibraltar.....					366			
18	Hong Kong.....	434,202		35,964		3		1,967	14,300
19	Malta, Gogo and Cyprus Islands.....			1,950					
20	Newfoundland and Labrador....	618,766	19,495	13,297		10,505		426,117	38,836
	Total, British Empire	6,875,958	20,184	7,363,461	63,604	11,953,511	202,495	37,652,694	245,216
	OTHER COUNTRIES.								
21	Alaska.....	305,086	1,134	138	99	75		8,827	2,656
22	Argentina.....	21,313		8,200		2,415,762		153	
23	Austria-Hungary	1,410						3,917	
24	Azores and Madeira Islands			950		15,860			
25	Belgium.....	101,661		114,158		25,131		29,944	
26	Bolivia.....								
27	Brazil.....			628,581	12,778	48,034			
28	Canary Islands.....					6,607			
29	Cent. American States:								
30	Costa Rica.....			63,097	4,838			173	257
31	Guatemala.....			1,375					
32	Honduras.....			332		1,294			
33	Nicaragua.....			352				3,095	616
34	Panama.....			184,429	1,261	599		10,060	3,310
35	Salvador.....								
36	Chili.....	19,669		13,185		20,150			
37	China.....	103,904		100,161		1,858		1,602	
38	Cuba.....	21,590		401,197	18,384	421,347		221,210	
39	Denmark.....	448		35,205		620		20,277	70
40	Danish West Indies.....			4,554		367		4,859	98
41	Dutch West Indies.....			145		490			
42	" East Indies			6,841					
43	" Guiana.....			48,585					
44	Ecuador.....			3,600					
45	Egypt and Soudan.....								
46	France.....	74,487		857,800		90,471	3,994	46,499	6,451
47	French Africa					18,331			
48	" Guiana.....			336					
49	" Oceania.....			400					
50	" West Indies.....					4,538			

SESSIONAL PAPER No. 11

Dominion of Canada during the Twelve Months ended March 31, 1912.

AGRICULTURAL PRODUCTS.		MANUFACTURES.		MISCELLANEOUS.		TOTALS.		Grand Total.	Number.
Produce.	Not Produce.	Produce.	Not Produce.	Produce.	Not Produce.	Produce.	Not Produce.		
\$	\$	\$	\$	\$	\$	\$	\$	\$	
81,784,731	3,713,573	6,852,710	484,324	41,462	1,024	147,240,413	4,592,966	151,833,379	1
		65				65		65	2
240,063	748	60,070	2,519	97	6,642	526,517	16,755	543,272	3
15,851		6,321				22,172		22,172	4
52,602		1,958				54,721		54,721	5
1,082,172	44	1,009,849	7,197			2,411,252	7,241	2,418,493	6
255		146,279	633			156,335	633	156,968	7
		43,830	168			131,647	168	131,815	8
		15,690	121			19,675	121	19,796	9
291,454		42,664	2,262			576,365	7,171	583,536	10
		6,748				9,063	128	9,191	11
1,923,341	3,726	430,152	8,804		1,277	3,967,748	66,677	4,034,425	12
35,546	156	2,990,325	22,766			3,924,023	22,992	3,947,015	13
40,021	19	1,056,724	6,121		3,930	1,330,762	10,070	1,340,832	14
11,161	80	11,745	64			125,615	144	125,759	15
24,247						24,613		24,613	16
80,203		12,390	340			564,729	14,640	579,369	17
16,708		6,026				24,684		24,684	18
2,001,121	14,885	1,058,532	56,060	3,264	22,679	4,131,602	151,955	4,283,557	19
87,599,476	3,733,231	13,752,078	591,379	44,823	35,552	165,242,001	4,891,661	170,133,662	
3,956	871	17,755	21,458	50	335	335,887	26,553	362,440	20
156		527,324	76			2,975,908	76	2,975,984	21
2,957		47,378	203			55,662	263	55,865	22
		331				17,191		17,191	23
2,010,208	842,024	569,942	39,154			2,851,044	881,178	3,732,222	24
		2,855	7			2,855	7	2,862	25
1,284		83,011				760,910	12,773	773,688	26
						6,607		6,607	27
		22,102				85,372	5,095	90,467	28
		17,286	25			18,661	25	18,686	29
		4,827				6,453		6,453	30
		6,256	39			9,703	655	10,358	31
13,335		16,286	38			224,649	4,609	229,258	32
		6,250	25			6,250	25	6,275	33
405		121,844				175,253		175,253	34
155,343	165	51,031	743			413,899	908	414,807	35
815,423	4,370	143,850	49,407			2,024,617	72,161	2,096,778	36
513,164		35,895	3,384			605,609	3,454	609,063	37
420		1,289				11,489	98	11,587	38
100		182				917		917	39
		160				7,001		7,001	40
8,088		1,037				57,710		57,710	41
104		5,106				8,810		8,810	42
1,291		4,613				5,904		5,904	43
105,460	8,460	874,051	56,032			2,048,768	74,937	2,123,705	44
947		204,243				223,521		223,521	45
685						1,021		1,021	46
						400		400	47
6,061		1,542				12,141		12,141	48

3 GEORGE V., A. 1913

No. 19.—ABSTRACT of the Total Value of Goods Exported from the

Number.	COUNTRIES.	THE MINE.		THE FISHERIES.		THE FOREST.		ANIMALS AND THEIR PRODUCE.	
		Produce.	Not Produce.	Produce.	Not Produce.	Produce.	Not Produce.	Produce.	Not Produce.
		£	£	£	£	£	£	£	£
	BRITISH EMPIRE.								
49	Germany.....	248,925	50	252,850		10,347		241,448	14,711
50	German Africa.....								
51	" Oceania.....			1,000					
52	Greece.....								
53	Greenland, Iceland, &c.....								
54	Guam, Tuluita and Wake Islands.....			100					
55	Hawaii.....			15,929					
56	Hayti.....			22,396		1,307			
57	Holland.....	5,260		10,209		6,501		54,526	534
58	Italy.....	4,358		173,621				550	
59	Japan.....	58,773		193,037		60,703		4,319	
60	Korea.....							6	
61	Liberia.....								
62	Mexico.....	159,345		428		20,431		652	53
63	Miquelon and St. Pierre Islands.....	30,205	1,159	162		8,232		38,255	148
64	Morocco.....								
65	Norway.....			14,210		14,999			
66	Peru.....	3,682		225					
67	Philippines.....	2,824							
68	Porto Rico.....			636,159	196	50,388			
69	Portugal.....			38,819		30,132			
70	Portuguese Africa.....	20,340		290		1,059			
71	Roumania.....								
72	Russia in Europe.....			2,315				2,027	
73	San Domingo.....	1,000		24,030		1,026			
74	Servia.....								
75	Siam.....								
76	Spain.....	1,471		5,550		36,331		849	
77	Sweden.....			84,151				144	
78	Switzerland.....	159						35	342
79	Turkey in Asia.....			200					
80	Turkey in Europe.....			1,900					
81	Uruguay.....	68				142,081			
82	U. S. of Colombia.....			9,866		560		69	
83	United States.....	33,259,580	163,539	5,378,664	9,354	25,483,532	5,724	9,864,524	735,781
84	Venezuela.....			1,485					
	Total, other countries	34,448,558	165,882	9,341,217	46,910	28,939,163	9,718	10,557,960	765,027
	Grand total.....	41,324,516	186,066	16,704,678	110,514	40,892,674	212,213	48,210,654	1,010,243

To United Kingdom—Coin, \$20,034. To Hong Kong—Coin, \$1,970. To Newfoundland and Labrador—
Grand total Exports.....

SESSIONAL PAPER No. 11

Dominion of Canada during the Twelve Months ended March 31, 1912.

AGRICULTURAL PRODUCTS.		MANUFACTURES.		MISCELLANEOUS.		TOTALS.		Grand Total.	Number.
Produce.	Not Produce.	Produce.	Not Produce.	Produce.	Not Produce.	Produce.	Not Produce.		
\$	\$	\$	\$	\$	\$	\$	\$	\$	
2,045,032	194,541	779,245	27,765	3,577,847	237,067	3,814,914	49
.....	104	104	104	50
.....	1,000	1,000	51
1,010	7,634	8,644	8,644	52
.....	50	50	50	53
.....	100	100	54
23	117,195	564	133,147	564	133,711	55
764	1,751	26,218	26,218	56
1,064,166	340,957	293,717	6,856	1,434,379	348,347	1,782,726	57
.....	103,696	2,854	12	282,225	2,866	285,091	58
35,802	80	133,797	1,047	10	486,441	1,127	487,568	59
14	11,434	9,721	21,175	21,175	60
142	142	142	61
208,352	105,515	719	494,723	772	495,495	62
45,166	211	15,503	1,792	512	1,506	138,035	4,816	142,851	63
.....	35	35	35	64
576,993	12,536	835	618,738	835	619,573	65
255	8,663	48	12,825	48	12,873	66
12,653	6,954	93	22,431	93	22,524	67
281	2,596	689,424	196	689,620	68
1,322	117	70,390	70,390	69
42,700	8,430	72,819	72,819	70
.....	97,395	97,395	97,395	71
156,677	1,080,419	36	1,241,438	36	1,241,474	72
651	2,547	29,254	29,254	73
.....	1,435	1,435	1,435	74
.....	539	539	539	75
130	70,215	18	114,546	18	114,564	76
25,351	19,663	5	129,309	5	129,314	77
.....	16,135	2,847	16,329	3,189	19,518	78
842	17,059	18,101	18,101	79
.....	7,110	2,500	9,010	2,500	11,510	80
.....	49,493	191,642	191,642	81
575	12,480	23,550	23,550	82
11,685,611	3,186,201	16,312,751	5,862,433	56,560	952,041	102,041,222	10,915,073	112,956,295	83
.....	21,497	319	22,982	319	23,301	84
19,543,899	4,577,880	22,084,206	6,081,322	66,853	953,894	124,981,856	12,600,633	137,582,489	
107,143,375	8,311,111	35,836,284	6,672,701	111,676	989,446	290,223,857	17,492,294	307,716,151	
Coin, \$756. To United States—Coin, \$7,578,339.	7,601,099	7,601,099	
.....						290,223,857	25,093,393	315,317,250	

3 GEORGE V., A. 1913

No. 20.—STATEMENT showing the Value of Goods (dutiabie and free), Imported into Canada during the Fiscal Year ended March 31, 1912, classified under the following heads and countries :—

ARTICLES.	United Kingdom.	British Possessions all other.	Foreign Countries.
	\$	\$	\$
Food, drink and tobacco.	13,075,922	16,462,963	64,219,507
Raw materials and articles mainly unmanufactured.	9,142,711	2,454,597	109,542,140
Articles wholly or mainly manufactured.	93,733,256	1,564,554	215,226,723
Miscellaneous articles.	1,189,732	8,969	6,615,589
Coin and specie	810	880	26,032,191
Total.	117,192,431	20,491,963	421,636,150

No. 21.—STATEMENT showing the Value of Goods Exported from the Dominion of Canada during the Fiscal Year ended March 31, 1912, classified under the following heads and countries :—

ARTICLES.	UNITED KINGDOM.		BRITISH POSSESSIONS ALL OTHER.		FOREIGN COUNTRIES.	
	Canadian Produce.	Foreign Produce.	Canadian Produce.	Foreign Produce.	Canadian Produce.	Foreign Produce.
	\$	\$	\$	\$	\$	\$
Food, drink and tobacco.	118,948,418	3,871,590	8,683,597	164,885	23,561,078	5,625,991
Raw materials and articles mainly unmanufactured.	17,149,020	268,347	2,137,269	30,050	62,037,017	442,584
Articles wholly or mainly manufactured.	10,967,665	390,449	7,011,353	60,190	38,235,884	5,381,432
Miscellaneous articles.	175,310	62,580	169,369	43,570	1,147,877	1,150,626
Coin and specie		20,034		2,726		7,578,339
Total.	147,240,413	4,613,000	18,001,588	301,421	124,981,856	20,178,972

SESSIONAL PAPER No. 11

No. 22.—SUMMARY STATEMENT of Goods Exported from the Dominion of Canada distinguishing Canadian Produce and Manufactures from those of other Countries, during the Twelve Months ended March 31, 1912.

ARTICLES.	GOODS, THE PRODUCE OF CANADA.		GOODS, NOT THE PRODUCE OF CANADA.		TOTAL EXPORTS.	
	Quantity.	Value.	Quantity.	Value.	Quantity.	Value.
THE MINE.		\$		\$		\$
Arsenic.....Lbs.	4,370,077	82,234	576	15	4,370,653	82,249
Asbestos.....Tons.	76,316	2,097,814			76,316	2,097,814
Barytes, ground or unground..Cwt.	68	114			68	114
Coal.....Tons.	1,494,756	4,338,128	89,026	129,069	1,583,782	4,467,197
Felspar....."	16,639	58,160			16,639	58,160
Gold-bearing quartz, dust, nuggets, &c.....\$		7,193,392		18,046		7,211,438
Gypsum or plaster—crude....Tons.	357,502	422,506			357,502	422,506
Metals, viz:—						
*Copper, fine, contained in ore, matte, regulus, &c....Lbs.	56,426,980	5,646,206			56,426,980	5,646,206
*Lead, metallic, contained in ore, etc....."	113,940	3,151			113,940	3,151
Lead, pig....."	71,961	2,806	1,795	121	73,756	2,927
*Nickel, fine, contained in ore, matte or speiss....."	33,230,708	3,743,920			33,230,708	3,743,920
*Platinum, contained in concentrates, or other forms..ozs.	48	2,578	136	7,928	184	10,506
*Silver, metallic, contained in ore, concentrates, &c....	30,882,716	15,908,409	808	404	30,883,524	15,908,813
Mica.....Lbs.	765,830	258,329	1,961	645	767,791	258,974
Mineral pigment, iron oxides, ochres, &c....."	5,503,150	35,148			5,503,150	35,148
Mineral water.....Galls.	19,985	11,712	6,344	3,179	26,329	14,891
Oil, mineral:—						
Coal and kerosene, refined.."	1,934	156	40,684	2,154	42,618	2,310
Ores, viz:—						
Antimony.....Tons.	1	133			1	133
Corundum....."	1,277	130,844			1,277	130,844
Iron....."	37,657	133,361			37,657	133,361
Manganese....."	12	474	1	39	13	513
Other....."	7,629	388,484	1	23	7,630	388,507
Total, ores..	46,576	653,296	2	62	46,578	653,358
Phosphates.....Tons.	3	100			3	100
Plumbago, crude ore and concentrates.....Cwt.	30,755	66,477			30,755	66,477
Pyrites.....Tons.	27,865	110,109			27,865	110,109
Salt.....Lbs.	307,300	5,411	6,290,495	21,350	6,597,795	26,761
Sand and gravel.....Tons.	585,362	415,304	522	172	585,884	415,476
Stone:—						
Ornamental, granite, marble, &c., unwrought.....Tons.	132	1,590	34	684	166	2,274
Building, freestone, limestone, &c., unwrought...."	85,481	24,999			85,481	24,999
For manufacture of grindstones, rough....."	15	22			15	22
Total, stone.....	85,628	26,611	34	684	85,662	27,295
Other articles.....\$		242,445		2,237		244,682
Total, mine.....		41,324,516		186,066		41,510,582

*These items to show the weight and value of the Copper, Lead, Nickel, Platinum and Silver respectively, not the gross weight of ore, matte, concentrates, &c.

3 GEORGE V., A. 1913

No. 22.—SUMMARY STATEMENT OF EXPORTS—Continued.

ARTICLES.	GOODS THE PRODUCE OF CANADA.		GOODS NOT THE PRODUCE OF CANADA.		TOTAL EXPORTS.	
	Quantity.	Value.	Quantity.	Value.	Quantity.	Value.
THE FISHERIES.		\$		\$		\$
Codfish, including haddock, ling and pollock, fresh.....Lbs.	1,282,970	47,425			1,282,970	47,425
Dry, salted.....Cwt.	658,624	4,135,532	11,161	56,010	669,785	4,191,542
Wet, salted....."	11,731	49,589	289	1,274	12,020	50,863
Pickled....."	1,221	5,493			1,221	5,493
Tongues and sounds.....Brls.	1,690	32,687			1,690	32,687
Total, codfish.....		4,270,726		57,284		4,328,010
Mackerel, fresh.....Lbs.	1,031,143	68,175			1,031,143	68,175
" pickled.....Brls.	9,443	136,550	3,201	29,896	12,644	166,446
Total, mackerel.....		204,725		29,896		234,621
Halibut, fresh.....Lbs.	2,328,290	129,761	41,390	1,656	2,369,680	131,417
" pickled.....Brls.	14	137			14	137
Herring, fresh or frozen.....Lbs.	33,437,708	300,617			33,437,708	300,617
" pickled.....Brls.	167,154	495,200	244	960	167,398	496,160
" canned.....Lbs.	131,348	1,553	400	16	131,748	1,569
" smoked.....Lbs.	2,668,679	60,791			2,668,679	60,791
Total, herring.....		858,161		976		859,137
Sea fish, other, fresh.....Lbs.	7,894,854	453,828	8,000	400	7,902,854	454,228
" pickled.....Brls.	10,485	65,732			10,485	65,732
" preserved.....Lbs.	2,519,551	62,754	13,935	1,516	2,533,486	64,270
Total, sea fish, other.....		582,314		1,916		584,230
Oysters, fresh.....Brls.	587	5,854			587	5,854
" preserved in cans.....Lbs.			192	36	192	36
Total, oysters.....		5,854		36		5,890
Lobsters, fresh.....Brls.	44,181	566,946			44,181	566,946
" canned.....Lbs.	9,938,948	3,080,578	10,360	2,200	9,949,308	3,082,778
Total, lobsters.....		3,647,524		2,200		3,649,724
Bait, fish, clams or other.....Brls.	54,201	102,475			54,201	102,475
Salmon, fresh.....Lbs.	2,053,275	200,053			2,053,275	200,053
" smoked....."	1,118	158			1,118	158
" canned....."	30,192,923	3,830,178			30,192,923	3,830,178
" dog....."	54,136	1,780			54,136	1,780
" pickled.....Brls.	16,612	280,290			16,612	280,290
Total, salmon.....		4,312,459				4,312,459
Salmon, or lake trout.....Lbs.	243,383	14,678			243,383	14,678
Fish, all other, fresh.....\$		1,285,017		1,118		1,286,135
" pickled.....Brls.	7,201	48,557			7,201	48,557
Total, fish other.....		1,333,574		1,118		1,334,692

SESSIONAL PAPER No. 11

No. 22.—SUMMARY STATEMENT OF EXPORTS—*Continued.*

ARTICLES.	GOODS, THE PRODUCE OF CANADA.		GOODS, NOT THE PRODUCE OF CANADA.		TOTAL EXPORTS.	
	Quantity.	Value.	Quantity.	Value.	Quantity.	Value.
THE FISHERIES—<i>Con.</i>						
		\$		\$		\$
Fish, oil, cod.....Galls.	130,211	55,681	130,211	55,681
" seal....."	9,907	4,665	9,907	4,665
" whale....."	2,422,845	988,189	2,422,845	988,189
" Other....."	56,436	27,766	56,436	27,766
Total, fish oil.....	2,619,399	1,076,301	2,619,399	1,076,301
Furs or skins, the produce of fish or marine animals. \$	56,850	15,000	71,850
Other articles of the fisheries.... "	109,139	432	109,571
Total, fisheries.....	16,704,678	110,514	16,815,192
THE FOREST.						
Ashes, pot and pearl.....Brls.	754	32,102	754	32,102
" all other..... \$	42,767	105	42,872
Total, ashes.....	74,869	105	74,974
Bark for tanning.....Cords.	7,909	46,708	10	60	7,919	46,768
Firewood....."	17,793	58,633	17,793	58,633
Knees and futtocks..... No.	7,845	6,631	7,845	6,631
Lathwood.....Cords.	324	1,134	324	1,134
Logs, cedar, capable of being made into shingle bolts..... "	3,083	15,830	3,083	15,830
Logs, elm.....M. ft.	942	12,939	942	12,939
" hemlock....."	1,959	17,339	1,959	17,339
" oak....."	17	401	17	401
" pine....."	7,967	69,425	7,967	69,425
" spruce....."	8,644	72,708	8,644	72,708
" all other....."	66,591	594,680	66,591	594,680
Total, logs.....	86,120	767,492	86,120	767,492
Lumber, viz.: battens.....	17,625	17,625
" basswood.....M. ft.	2,051	62,888	2,051	62,888
" deals, pine.....St. hund.	18,148	1,416,909	57	11,583	18,205	1,428,492
" " spruce and other....."	154,262	6,013,051	154,262	6,013,051
" " ends....."	7,749	314,095	7,749	314,095
" laths.....M.	671,092	1,732,294	671,092	1,732,294
" palings....."	4,646	12,620	4,646	12,620
" pickets....."	30,859	184,247	30,859	184,247
" planks and boards....M. ft	1,056,440	19,339,728	27	2,372	1,056,467	19,342,100
" scantling....."	87,848	1,180,905	87,848	1,180,905
" shingles.....M.	598,475	1,481,488	598,475	1,481,488
" shooks, other..... \$	243,103	243,103
" staves other and head-ings....."	85,534	266	85,800
" all other lumber, N.O.P. "	282,177	1,917	284,094
Total, lumber.....	32,366,664	16,138	32,382,802
Match blocks..... \$	2,727	2,727
Masts and spars..... No	727	6,138	727	6,138
Piling..... \$	202,754	202,754
Poles—hop, hoop, telegraph and other....."	74,190	29	74,219
Post, cedar, tamarac and other "	30,229	30,229

3 GEORGE V., A. 1913

No. 22.—SUMMARY STATEMENT OF EXPORTS—*Continued.*

ARTICLES.	GOODS THE PRODUCE OF CANADA.		GOODS NOT THE PRODUCE OF CANADA.		TOTAL EXPORTS.	
	Quantity.	Value.	Quantity.	Value.	Quantity.	Value.
THE FOREST— <i>Con.</i>						
		\$		\$		\$
Shingle bolts—of pine or cedar Cords.	9,799	31,875			9,799	31,875
Sleepers and railroad ties..... No.	801,837	232,169			801,837	232,169
Stave bolts..... Cords.	60	679			60	679
Timber—square, viz.:—						
Ash..... Tons.	64	1,067			64	1,067
Birch..... "	13,516	162,657			13,516	162,657
Elm..... "	3,295	119,638	3,344	111,418	6,639	231,056
Oak..... "	7,659	135,683	1,989	52,952	9,648	188,635
Pine, red..... "	1,631	39,578			1,631	39,578
Pine, white..... "	20,894	784,930	817	28,212	21,711	813,142
All other..... "	2,020	24,758	80	2,938	2,100	27,696
Total timber, square.....	49,079	1,268,311	6,230	195,520	55,309	1,463,831
Wood, blocks and other for pulp..... Cords.	879,775	5,697,901			879,775	5,697,901
Other articles of the forest.... "		7,740		361		8,101
Total, forest.....		40,892,674		212,213		41,104,887
ANIMALS AND THEIR PRODUCE.						
Animals—						
Horses, one year old or less. No.	18	1,075	4	850	22	1,925
Horses, over one year old... "	1,798	390,524	1,395	543,980	3,193	934,504
Cattle, one year or less. "	232	3,116	19	1,725	251	4,841
Cattle, over one year old. "	61,285	4,095,063	130	22,968	61,415	4,118,031
Swine..... "	1,358	10,028			1,358	10,028
Sheep, one year old or less.. "	5,950	27,276			5,950	27,276
Sheep, over one year old ... "	15,468	95,203	365	2,964	15,833	98,167
Poultry..... \$		72,588		1,799		74,387
Other..... "		25,040		6,453		31,493
Total, animals living.		4,719,913		580,739		5,300,652
Bones..... Cwt.	40,099	53,276	13,206	14,300	53,305	67,576
Butter..... Lbs.	8,844,402	2,077,916	72,632	22,287	8,917,034	2,100,203
Casein..... "	1,021,197	38,302			1,021,197	38,302
Cheese..... "	163,450,684	20,888,818	1,428,690	171,027	164,879,374	21,059,845
Eggs... Doz.	203,231	56,724	10,240	2,061	213,471	58,785
Furs—						
Dressed..... \$		43,107		11,939		55,046
Undressed..... "		3,798,406		113,357		3,911,763
Total, furs.....		3,841,513		125,296		3,966,809
Grease and grease scraps..... Lbs.	2,152,044	65,656	13,620	867	2,165,664	66,523
Glue stock..... \$		10,421				10,421
Hair..... "		171,432		6,466		177,898
Hides and skins, other than fur. "		5,064,472		23,532		5,088,004
Horns and hoofs..... "		20,057		206		20,263
Honey..... Lbs.	3,878	592			3,878	592
Lard..... "	199,004	23,105	4,841	457	203,895	23,562
Meats, viz.:						
Bacon..... "	58,979,963	7,520,362	3,060	922	58,983,023	7,521,284
Beef..... "	948,771	86,596	409,081	22,368	1,357,852	108,964
Hams..... "	3,124,595	399,329	2,283	428	3,126,878	399,757
Mutton..... "	49,107	4,178	205	23	49,312	4,201

SESSIONAL PAPER No. 11

No. 22.—SUMMARY STATEMENT OF EXPORTS—*Continued.*

ARTICLES.	GOODS, THE PRODUCE OF CANADA.		GOODS, NOT THE PRODUCE OF CANADA.		TOTAL EXPORTS.	
	Quantity.	Value.	Quantity.	Value.	Quantity.	Value.
ANIMALS AND THEIR PRODUCE— <i>Con.</i>		\$		\$		\$
Meats— <i>Con.</i>						
Pork.....	434,480	49,301	211,950	15,890	646,430	65,191
Poultry, dressed or undressed. "		13,420		120		13,540
Game " " "		3,169		389		3,558
Tongues..... Lbs.	11,026	1,315			11,026	1,315
Canned..... "	238,403	24,312	11,648	1,331	250,051	25,643
All other, N.O.P..... "	11,263,905	1,210,856	4,884	792	11,268,789	1,211,648
Total. meats.....		9,312,838		42,263		9,355,101
Milk and cream, condensed, canned or preserved..... Lbs.	4,389,350	305,678	272	60	4,389,622	305,738
Sweet milk..... Galls.	7,771	975			7,771	975
Sweet cream..... "	886,266	792,687			886,266	792,687
Oil—Lard..... "			20	5	20	5
Oil—Neats foot and other ani- mal, N.O.P..... "	131,277	118,655			131,277	118,655
Sausage casings..... \$		269,558		12,491		282,049
Sheep pelts..... No.	40,007	25,415			40,007	25,415
Tails..... \$		3,767				3,767
Tallow..... Lbs.	1,617,985	109,466			1,617,985	109,466
Wool..... "	747,336	148,418	31,057	6,928	778,393	155,346
Other articles..... \$		91,000		1,258		92,258
Total, animals and products.....		48,210,654		1,010,243		49,220,897
AGRICULTURAL PRODUCTS.						
Balsam..... \$		6,997				6,997
Cider..... Galls.	206,792	36,308			206,792	36,308
Flax..... Cwt.	6,958	72,191			6,958	72,191
Fruits, viz.:—						
Apples, dried..... Lbs.	3,149,620	248,035			3,149,620	248,035
" green or ripe..... Brls.	1,664,165	5,104,107	13	194	1,664,178	5,104,301
Berries of all kinds..... \$		106,486		6,421		112,907
Canned or preserved..... "		257,590		1,102		258,692
All other, N.O.P..... "		159,293		98,925		258,218
Total, fruits.....		5,875,511		106,642		5,982,153
Grain and products of, viz.:—						
Barley..... Bush.	2,061,667	1,324,300			2,061,667	1,324,300
Beans..... "	10,821	22,110	760	889	11,581	22,999
Buckwheat..... "	104,658	62,306			104,658	62,306
Indian corn..... "	4,264	4,869	8,683,399	5,727,132	8,687,663	5,732,001
Oats..... "	8,880,675	3,819,642	544,816	245,936	9,425,491	4,065,578
Pease, whole..... "	341,661	446,430			341,661	446,430
" split..... "	115,247	147,477			115,247	147,477
Rye..... "	11,670	7,685			11,670	7,685
Wheat..... "	64,466,286	62,590,563	2,074,736	2,099,762	66,541,022	64,690,325
Other grain..... "	3,712	2,550	13	23	3,725	2,573
Total, grain.....	76,000,661	68,427,932	11,303,724	8,073,742	87,304,385	76,501,674
Bran..... Cwt.	1,595,950	1,499,447	1,253	1,124	1,597,203	1,500,571

3 GEORGE V., A. 1913

No. 22.—SUMMARY STATEMENT OF EXPORTS—*Continued.*

ARTICLES.	GOODS. THE PRODUCE OF CANADA.		GOODS. NOT THE PRODUCE OF CANADA.		TOTAL EXPORTS.	
	Quantity.	Value.	Quantity.	Value.	Quantity.	Value.
AGRICULTURAL PRODUCTS— <i>Con.</i>		\$		\$		\$
Flour of wheat..... Brls.	3,738,836	16,034,064	874	3,928	3,739,710	16,037,992
Flour of rye..... "	1	4			1	4
Indian meal..... "	1,584	4,740			1,584	4,740
Oatmeal..... "	209,679	897,739			209,679	897,739
Meal, all other, N.O.P. "	6,141	20,323	208	427	6,349	20,750
Total, flour and meal.....	3,956,241	16,956,870	1,082	4,355	3,957,323	16,961,225
Cereal foods, prepared, of all kinds..... \$		2,309,989		1,799		2,311,788
Hay..... Tons.	784,864	6,373,590	125	1,901	784,989	6,375,491
Hemp..... Cwt.	758	3,136			758	3,136
Hops..... Lbs.	17,962	2,129	35,901	3,528	53,863	5,657
Malt..... Bush.	17,383	18,915			17,383	18,915
Maple sugar..... Lbs.	1,336,698	110,400			1,336,698	110,400
" syrup..... Galls.	4,831	5,291			4,831	5,291
Nuts..... Lbs.	24,263	2,485	34,896	2,104	59,159	4,589
Seeds, viz.:—						
Clover..... Bush.	93,976	839,633	809	8,927	94,785	848,560
Flax..... "	1,504,528	2,842,242			1,504,528	2,842,242
Grass..... "	111,247	205,917			111,247	205,917
All other seeds..... \$		112,231		6,788		119,019
Total seeds.....		4,000,023		15,715		4,015,738
Straw..... Tons.	8,629	41,775			8,629	41,775
Tobacco, leaf..... Lbs.	58,809	25,944	138,566	67,947	197,375	93,891
Trees, shrubs and plants..... \$		25,140		1,975		27,115
Vegetables, viz.:—						
Canned or preserved..... \$		27,049		2,913		29,962
Potatoes..... Bush.	744,726	573,810	8,424	4,591	753,150	578,401
Turnips..... "	1,467,877	248,855			1,467,877	248,855
All other vegetables..... \$		165,046		3,908		168,954
Total vegetables..... \$		1,014,760		11,412		1,026,172
Other articles agricultural..... \$		334,542		18,867		353,409
Total agricultural products..		107,143,375		8,311,111		115,454,486
MANUFACTURES.						
Agricultural implements and machinery, viz.:—						
Mowing machines..... No.	18,923	649,630			18,923	649,630
Reapers..... "	6,659	418,634			6,659	418,634
Harvesters..... "	13,826	1,433,377	3	320	13,829	1,433,697
Ploughs..... "	20,079	511,716	66	3,417	20,145	515,133
Harrows..... "	5,917	96,670			5,917	96,670
Hay Rakes..... "	10,438	316,953			10,438	316,953
Seeders..... "	100	8,402			100	8,402
Threshing machines..... "	386	93,676			386	93,676
Cultivators..... "	6,897	160,475	12	470	6,909	160,945
All other..... \$		1,350,903		1,368		1,352,271
Parts of..... "		751,777		3,702		755,479
Baking Powders..... Lbs.	50,815	13,188	550	136	51,365	13,324
Binder Twine..... "	14,605,180	964,689	52,135	3,128	14,657,315	967,817

SESSIONAL PAPER No. 11

No. 22.—SUMMARY STATEMENT OF EXPORTS—*Continued.*

ARTICLES.	GOODS, THE PRODUCE OF CANADA.		GOODS, NOT THE PRODUCE OF CANADA.		TOTAL EXPORTS, PRODUCE AND NOT PRODUCE.	
	Quantity.	Value.	Quantity.	Value.	Quantity.	Value.
MANUFACTURES— <i>Con.</i>		\$		\$		\$
Books, pamphlets, maps, &c....	\$	300,653		113,030		413,683
Biscuits and bread.....	Cwt. 2,902	21,704	16	149	2,918	21,853
Bricks.....	M 290	2,478	1	18	291	2,496
Brooms and whisks.....	\$	60,144		65		60,209
Buttons.....	\$	778		750		1,528
Brushes.....	\$	5,454		466		5,920
Candles.....	Lbs. 1,758	337	1,505	347	3,263	684
Gasolene launches.....	No. 8	2,825	8	16,691	16	19,516
Cartridges, gun, rifle and pistol	\$	24,223		1,025		25,248
Charcoal.....	\$	8,231				8,231
Cement.....	\$	3,742		840		4,582
Cinders.....	\$	1,818				1,818
Clay, manufactures of.....	\$	1,891		39		1,930
Clothing and wearing apparel..	\$	247,907		58,776		306,683
Coke.....	Tons. 15,072	65,532	4	45	15,076	65,577
Cordage, ropes and twine.....	\$	57,224		5,841		63,065
Cotton fabrics.....	Yds. 621,249	104,044	58,577	8,665	679,826	112,709
Cottons, other.....	\$	73,620		75,812		149,432
Cotton waste.....	Lbs. 1,042,063	35,507	5,689	413	1,047,752	35,920
Acetate of lime.....	" 11,914,284	218,277			11,914,284	218,277
Calcium carbide.....	" 6,733,915	199,862	791	32	6,734,706	199,894
Gum chicle.....	" 32,710	16,806	4,517,864	2,240,410	4,550,574	2,257,216
Senega root.....	" 152,847	74,374			152,847	74,374
Lye.....	\$	32,791				32,791
Phosphorus.....	Lbs. 643,688	90,750			643,688	90,750
Drugs, chemicals and medicines, N.O.P.....	\$	964,932		109,738		1,074,670
Dye stuffs.....	\$	5,394		7,000		12,394
Earthenware and all manufac- tures of.....	\$	6,492		3,144		9,636
Electrical apparatus.....	\$	48,897		88,831		137,728
Electrotypes.....	\$	11,811		3,406		15,217
Extract of hemlock bark.....	Brls. 2,995	35,728			2,995	35,728
Explosives and fulminates, N.O.P.....	Lbs. 1,173,996	163,646	137,617	56,227	1,311,613	219,873
Felt, manufactures of.....	\$	325		264		589
Fertilizers.....	\$	944,980		9,662		954,642
Films for photographers' use...	\$	13,944		15,137		29,081
Fur, manufactures of.....	\$	38,189		9,411		47,600
Glass and glassware, N.O.P.....	\$	20,894		10,884		31,778
Glucose.....	Lbs. 274,261	9,591			274,261	9,591
Grindstones manufactured.....	\$	28,127		2,386		30,513
Guns, rifles and firearms of all kinds.....	\$	18,476		10,738		29,214
Gypsum or plaster, ground.....	\$	4,151		1,130		5,281
Hats and caps.....	\$	17,129		7,892		25,021
Household effects, N.O.P.....	4	1,903,290		256,682		2,159,972
Ice.....	\$	6,729				6,729
India rubber, manufactures of, viz :—						
Belting.....	\$	60,613		1,959		62,572
Hose.....	\$	6,517		169		6,686
Boots and shoes.....	\$	122,613		1,291		123,904
Clothing.....	\$	91		20		111
Manufactures of, N.O.P.....	\$	80,666		48,644		129,310
Total, India rubber, manufactures of.....		270,500		52,083		322,583
Iron and steel and manufac- tures of, viz :—						
Stoves.....	No. 1,195	18,989	43	395	1,238	19,384

3 GEORGE V., A. 1913

No. 22.—SUMMARY STATEMENT OF EXPORTS—*Continued.*

ARTICLES.	GOODS, THE PRODUCE OF CANADA.		GOODS, NOT THE PRODUCE OF CANADA.		TOTAL EXPORTS. PRODUCE AND NOT PRODUCE.	
	Quantity.	Value.	Quantity.	Value.	Quantity.	Value.
		\$		\$		\$
MANUFACTURES— <i>Con.</i>						
Iron and steel— <i>Con.</i>						
Gas buoys and parts of.....	\$	83,411		358		83,769
Castings, N.O.P.	\$	31,890		12,931		44,821
Pig iron.....	Tons. 5,716	262,393			5,716	262,393
Machinery, viz:—						
Linotype machines.....	\$	8,363		2,525		10,888
Machinery, N.O.P.	\$	386,235		300,698		686,933
Sewing machines.....	No. 14,459	162,947	241	9,290	14,700	172,237
Typewriters.....	" 4,856	311,771	616	22,455	5,472	334,226
Scrap iron or steel.....	Cwt. 99,287	58,351	49,501	33,895	148,788	92,246
Hardware, viz. —						
Tools, hand or machine.....	\$	92,413		20,850		113,263
Hardware, N.O.P.	"	38,066		10,581		48,647
Steel and manufactures of, N.O.P.	"	769,250		348,384		1,117,634
Total, iron and steel.....		2,224,079		762,362		2,986,441
Jewellery, of all kinds, N.O.P. \$		98,120		120,992		219,112
Jeweller's sweepings.....	"	117,621		26,770		144,391
Junk.....	Cwt. 380,197	1,036,911	32,657	67,453	412,854	1,104,364
Lamps and lanterns.....	\$	10,132		6,197		16,329
Leather and manufactures of—						
Sole.....	Lbs. 6,165,246	1,441,585			6,165,246	1,441,585
Upper.....	" 896,216	170,138	8,620	5,851	904,836	175,989
N.O.P.	" 979,071	171,186	71,839	10,608	1,050,910	181,794
Boots and shoes.....	\$	36,841		18,587		55,428
Harness and saddlery.....	"	17,937		8,561		26,498
Other manufactures of.....	"	12,775		10,798		23,573
Total leather and man'f. of		1,850,462		54,405		1,904,867
Lime.....	\$	42,337				42,337
Liquors—						
Ale and beer.....	Galls. 1,593	1,014	8,391	8,659	9,984	9,673
Brandy.....	"		2,143	5,388	2,143	5,388
Gin.....	" 79	181	3,494	3,458	3,573	3,639
Rum.....	"		4,665	1,476	4,665	1,476
Whisky.....	" 298,434	929,763	4,651	12,722	303,085	942,485
Wines.....	" 4,207	6,493	5,301	22,622	9,508	29,115
Wood alcohol.....	" 477,537	200,310	40	25	477,577	200,335
Other spirits, N.O.P.	" 7,211	28,266	1,437	2,647	8,648	30,913
Total, liquors.....		789,061	30,122	56,997	819,183	1,223,024
Metals, viz:—						
Aluminum in bars, blocks, &c. Cwt.	104,429	1,356,807			104,429	1,356,807
Aluminum manufactures of. "		1,847		494		2,341
Metals, N.O.P.	"	228,100		52,682		280,782
Total, metals.....		1,586,754		53,176		1,639,930
Molasses.....	Galls. 3,190	384	79,162	23,807	82,352	24,191
Musical instruments, viz:—						
Organs.....	No. 2,940	224,601	76	4,172	3,016	228,773
Pianos.....	" 219	51,280	58	14,498	277	65,778
Other.....	\$	4,095		4,769		8,864
Total, musical instruments.....		279,976		23,439		303,415

SESSIONAL PAPER No. 11

No. 22.—SUMMARY STATEMENT OF EXPORTS—*Continued.*

ARTICLES.	GOODS, THE PRODUCE OF CANADA.		GOODS, NOT THE PRODUCE OF CANADA.		Total EXPORTS, PRODUCE AND NOT PRODUCE.	
	Quantity.	Value.	Quantity.	Value.	Quantity.	Value.
MANUFACTURES— <i>Con.</i>		\$		\$		\$
Oakum..... Cwt.	9	67	30	171	39	238
Oil cake..... "	419,873	659,431	18	32	419,891	659,463
Oilcloths, all kinds..... Sq. yds.	45,467	7,072	261	186	45,728	7,258
Oils, Creosote..... Galls.	1,153,821	57,530			1,153,821	57,530
Naphtha and gasoline..... "	34,152	5,403	63,128	7,946	97,280	13,349
Oil, N.O.P..... "	253,284	51,544	84,751	25,885	338,035	77,429
Paper, viz.:—						
Paper, wall..... Rolls.	826,126	62,185	6,181	1,532	832,307	63,717
Felt..... "	49,466	35,065	10	20	49,476	35,085
Wrapping..... Lbs.	152,969	7,308	758	68	153,727	7,376
Printing..... \$		3,291,926		7,283		3,299,209
Paper, N.O.P..... "		470,635		9,859		480,494
Total, paper.....		3,867,119		18,762		3,885,881
Paints and varnishes of all kinds..... \$		73,958		6,551		80,509
Paintings of all kinds..... "		47,766		617,800		665,566
Photographs..... "		6,648		1,224		7,872
Plumbago, manufactures of..... "		26,978		49		27,027
Rags..... Lbs.	42,566,097	561,943	118,486	1,951	42,684,583	563,894
Ships sold to other countries..... No. and tons.	14 1908	56,000			14 1908	56,000
Silk and manufactures of..... \$		22,325		21,687		44,012
Soap..... Lbs.	545,212	23,955	2,308	224	547,520	24,179
Starch..... "	133,540	3,223	1,280	66	134,820	3,289
Stationery..... \$		40,320		2,611		42,931
Stone, ornamental, viz.—						
Granite, marble, &c. dressed \$		776		385		1,161
Building, viz.: freestone limestone, &c., dressed.... \$		456				456
Total, stone.....		1,232		385		1,617
Sugar, all kinds, N.O.P..... Lbs.	290,185	9,580	4,375,507	137,599	4,665,692	147,179
Sugar house syrup..... Galls.	127,020	9,474	80	22	127,100	9,496
Confectionery, sweetened, all kinds..... Lbs.	127,045	26,463	5,466	1,052	132,511	27,515
Tar..... \$		41,775		15		41,790
Tin, manufactures of..... "		43,256		55,308		98,564
Tobacco, viz.:—						
Cigars..... M.	130	2,582	8	303	138	2,885
Cigarettes..... "	96	604	164	971	260	1,575
Stems and cuttings..... Lbs.	518,154	41,579	171,502	18,299	689,656	59,878
All other, N.O.P..... "	10,658	5,866	16,286	10,505	26,944	16,371
Total, tobacco.....		50,631		30,078		80,709
Tow..... Cwt.	6,526	30,455	2	9	6,528	30,464
Trunks and valises, all kinds.. \$		17,901		1,896		19,297
Vehicles, viz.:—						
Automobiles..... No.	1,891	1,443,911	265	596,082	2,156	2,039,993
Automobile, parts of..... \$		82,092		89,399		171,491
Carriages..... No.	1,064	54,291	28	3,296	1,092	57,587
Carriages, parts of..... \$		54,140		1,439		55,579
Carts..... No.	1,061	39,073	33	1,190	1,094	40,263
Wagons..... "	152	7,855	15	650	167	8,505

3 GEORGE V., A. 1913

No. 22.—SUMMARY STATEMENT OF EXPORTS—*Concluded.*

ARTICLES.	GOODS, THE PRODUCE OF CANADA.		GOODS, NOT THE PRODUCE OF CANADA.		TOTAL EXPORTS.	
	Quantity.	Value.	Quantity.	Value.	Quantity.	Value.
MANUFACTURES— <i>Con.</i>		\$		\$		\$
Vehicles— <i>Con.</i>						
Bicycles.....No.	99	6,372	153	29,159	252	35,531
" parts of.....\$		57,197		13,077		70,274
Other vehicles....."		230,256		44,379		274,635
Vinegar.....Galls.	239	54	2	3	241	57
Wood, viz.:—						
Barrels, empty.....No.	27,914	18,100	18,447	31,563	46,361	49,663
Household furniture.....\$		335,354		14,937		350,291
Doors, sashes and blinds...."		22,176		600		22,776
Matches....."		803		67		870
Match splints.....\$		9,876				9,876
Mouldings, trimmings and other house furnishings...."		2,817		89		2,906
Pails, tubs, churns and other hollow woodenware....."		7,316		492		7,808
Spool wood and spools....."		54,146		3,097		57,243
Wood pulp, chemically prepared.....Cwt.	835,239	1,587,535			835,239	1,587,535
Wood pulp, mechanically ground....."	5,023,568	3,506,770			5,023,568	3,506,770
Other manufactures of wood..\$		477,924		43,141		521,065
Total wood.....		6,022,817		93,986		6,116,803
Woollens.....\$		59,955		54,762		114,717
Other articles manufactured..."		689,132		438,102		1,127,234
Total manufactures.....		35,836,284		6,672,701		42,508,985
MISCELLANEOUS ARTICLES.						
Coffee.....Lbs.	86,323	15,385	60,379	11,915	146,702	27,300
Dried fruits, N.O.P....."	16,438	1,177	77,343	4,652	93,781	5,829
Rice....."	40,000	960	338,046	7,977	378,046	8,937
Rice meal....."	3,369,548	41,911			3,369,548	41,911
Tea....."			2,628,598	751,099	2,628,598	751,099
Other miscellaneous articles....\$		52,243		213,803		266,046
Total, miscellaneous.....		111,676		989,446		1,101,122
COIN AND BULLION.						
Gold coin.....\$				6,141,320		6,141,320
Silver coin....."				1,449,631		1,449,631
Copper coin....."				10,148		10,148
Total, coin and bullion.....				7,601,099		7,601,099
RECAPITULATION.						
Produce of mine.....		41,324,516		186,066		41,510,582
" fisheries.....		16,704,678		110,514		16,815,192
" forest.....		40,892,674		212,213		41,104,887
Animals and their produce.....		48,210,654		1,010,243		49,220,897
Agricultural products.....		107,143,375		8,311,111		115,454,486
Manufactures.....		35,836,284		6,672,701		42,508,985
Miscellaneous articles.....		111,676		989,446		1,101,122
Total.....		290,223,857		17,492,294		307,716,151
Coin and bullion.....				7,601,099		7,601,099
Grand total exports.....		290,223,857		25,093,393		315,317,250

SESSIONAL PAPER No. 11

No. 23.—STATEMENT showing the Value of Goods Exported from Canada during the Twelve Months ended March 31, 1911 and 1912 respectively; the Value of Goods Exported to Countries embraced in the 'British Empire' and to 'All other Countries' during the Twelve Months ended March 31, 1912.

ARTICLES.	TWELVE MONTHS ENDED MARCH 31, 1911.		TWELVE MONTHS ENDED MARCH 31, 1912.		TWELVE MONTHS ENDED MARCH 31, 1912.	
	British Empire.		British Empire.		All other Countries.	
	Quantity.	Value.	Quantity.	Value.	Quantity.	Value.
CLASSIFICATION OF THE MINE.						
Arsenic.....	2,814,187	69,381	4,370,653	82,249	4,060,979	76,588
Asbestos.....	69,829	2,076,477	76,316	2,097,814	7,339	1,928,785
Barytes, ground and underground.....	68	114	114
Coal.....	2,472,510	6,246,050	1,583,782	4,467,197	1,255,690	3,454,048
Chromite (chromic iron).....	15	150
Felspar.....	15,964	50,572	16,639	58,160	16,639	58,160
Gold bearing quartz, dust, nuggets, &c.....	5,364,273	7,211,438	7,151,204
Gypsum or plaster, crude.....	359,271	427,903	357,502	422,566	1,540	420,529
Metals, viz.:—						
*Copper, fine, contained in ore, matte, regulus, &c..	54,925,986	5,567,108	56,426,980	5,646,206	51,188,770	5,249,246
Copper, black or coarse, cement copper, copper in pig.	79,656	7,955
*Lead, metallic, contained in ore, &c.....	36,800	1,308	113,940	3,151	113,940	3,151
Lead, pig.....	3,161,723	99,639	73,756	2,927	71,961	2,806
*Nickel, fine, contained in ore, matte or speiss.....	34,767,523	3,842,332	33,230,708	3,743,920	5,156,464	2,975,688
*Platinum, contained in concentrates, or other forms.	7,870	184	10,506	100	10,406
*Silver, metallic, contained in ore, concentrates, &c..	33,731,010	17,269,168	30,883,524	15,908,813	22,453,280	11,597,249
Mica.....						
Mineral pigment, iron oxides, ochres, &c.....	815,731	309,546	767,791	258,974	632,103	218,729
Mineral water.....	3,549,028	31,131	5,503,150	35,148	3,170,550	22,662
.....	23,464	10,029	26,329	14,891	22,312	13,261
Oil, mineral, coal and kerosene, refined.....	73,040	4,717	42,618	2,310	6,412	433

* These items show the weight and value of the copper, lead, nickel, platinum and silver respectively; not the gross weight of ore, matte, concentrates, &c.

No. 23.—STATEMENT showing the Value of Goods exported from Canada, &c. — Continued.

3 GEORGE V., A. 1913

ARTICLES.	TWELVE MONTHS ENDED MARCH 31, 1911.		TWELVE MONTHS ENDED MARCH 31, 1912.		TWELVE MONTHS ENDED MARCH 31, 1912.	
	British Empire.		All Other Countries.			
	Quantity.	Value.	Quantity.	Value.	Quantity.	Value.
THE MINES— <i>Con.</i>						
Ores, viz. :—		\$		\$		\$
Antimony.....Tons.	245	17,173	1	133	1	133
Corundum.....			1,277	130,844	1,066	108,944
Iron.....	104,897	304,919	37,657	133,361	37,657	133,361
Manganese.....	5	251	13	513	13	500
Other.....	9,939	637,779	7,630	388,507	7,455	353,133
Total, ores.....	115,086	960,122	46,578	653,338	46,192	596,071
Phosphates.....Tons.			3	100		
Plumbago, crude ore and concentrates.....Cwt.	7,957	32,280	30,755	66,477	27,949	58,192
Pyrites.....Tons.	35,710	118,962	27,865	110,109	27,865	110,109
Salt.....Lbs.	5,836,166	19,011	6,597,795	26,761	1,837,580	9,245
Sand and gravel.....Tons.	583,052	401,658	585,884	415,476	585,884	415,476
Stone :—						
Ornamental, granite, marble, &c., unwrought.....Tons.	349	2,533	166	2,274	166	2,274
Building, freestone, limestone, &c., unwrought.....	61,801	20,168	85,481	24,999	85,480	24,996
For manufacture of grindstones, rough.....			15	22	15	22
Total, stone.....	62,120	22,701	85,662	27,295	85,661	27,292
Other articles.....\$		138,097		244,682		214,996
(Grand total, products of the mine.....\$		43,078,440		41,510,582		34,614,440
THE FISHERIES.						
Codfish, including haddock, ling and pollock, fresh.....Lbs.	585,951	16,176	1,282,970	47,425	1,268,245	47,125
" dry salted....., Cwt.	782,761	4,317,425	669,785	4,191,542	443,742	2,858,484

SESSIONAL PAPER No. 11

Codfish wet salted	Cwt.	15,668	60,540	12,020	50,863	12,020	50,863
" pickled	"	233	736	1,221	5,493	1,220	5,490	1	3
" tongues and sounds	Bcls.	1,467	37,464	4,690	32,687	9	34	1,681	32,653
Total, codfish	4,432,341	4,328,010	1,338,882	2,989,128
Mackerel, fresh	Lbs.	1,420,882	89,730	1,031,143	68,175	1,031,143	68,175
" canned	"	864	108
" pickled	Bcls.	12,289	166,307	12,644	166,146	5,299	54,551	7,345	111,895
Total, mackerel	256,145	234,621	54,551	180,070
Halibut, fresh	Lbs.	2,597,851	139,131	2,369,680	131,417	2,118	116	2,367,532	131,301
" pickled	Bcls.	14	137	14	134	3
Herring, fresh or frozen	Lbs.	10,539,295	142,879	33,437,708	300,617	33,437,708	300,617
" pickled	Bcls.	190,038	489,994	167,398	496,160	47,415	173,327	119,983	322,833
" canned	Lbs.	99,776	4,923	131,748	1,569	400	16	131,348	1,553
" smoked	"	1,706,252	46,098	2,668,679	60,791	1,525,900	31,043	1,142,779	29,718
Total, herrings	683,894	859,137	204,386	654,751
Sea fish, other, fresh	Lbs.	7,625,897	401,577	7,902,854	454,228	7,902,854	454,228
" pickled	Bcls.	41,271	129,878	10,485	69,732	5,546	34,176	4,939	31,556
" preserved	"	1,937,600	74,920	2,533,486	64,270	479,120	12,428	2,054,366	51,842
Total, sea fish, other	606,375	584,230	46,604	537,626
Oysters, fresh	Bcls.	204	1,888	587	5,854	48	485	539	5,369
" preserved in cans	Lbs.	6,285	527	192	36	192	36
Total, oysters	2,415	5,890	485	5,405
Lobsters, fresh	Bcls.	55,941	529,377	44,181	566,946	44,181	566,946
" canned	Lbs.	9,690,466	2,762,855	9,949,308	3,082,778	3,131,644	1,084,499	6,814,664	1,998,279
Total, lobsters	3,292,232	3,649,724	1,084,499	2,565,225
Bait, fish	Bcls.	3,815	10,299
" clams or other	"	37,930	105,394	54,201	102,475	54,201	102,475
Total, bait		41,745	115,693	54,201	102,475	54,201	102,475

No. 23.—STATEMENT showing the Value of Goods exported from Canada, &c.—Continued.

ARTICLES.	TWELVE MONTHS ENDED MARCH 31, 1911.		TWELVE MONTHS ENDED MARCH 31, 1912.		TWELVE MONTHS ENDED MARCH 31, 1912.		ALL OTHER COUNTRIES.	
	Value.		Value.		Value.		Value.	
	Quantity.	\$	Quantity.	\$	Quantity.	\$	Quantity.	\$
THE FISHERIES—Con.								
Salmon, fresh.....	2,427,240	215,966	2,053,475	200,053	421,840	47,045	1,631,435	153,008
" smoked.....	10,531	704	1,118	158	825	125	293	33
" canned.....	25,635,988	3,668,598	30,192,923	3,830,178	28,820,340	3,668,286	1,372,383	161,892
" dog.....	54,136	1,780	7,425	131	46,711	1,649
" pickled.....	25,893	208,156	16,612	280,290	665	10,172	15,947	270,118
Total, salmon.....	4,093,424	4,312,459	3,735,759	586,700
Salmon or lake trout.....	558,213	29,724	243,383	14,678	243,383	14,678
Fish, all other, fresh.....	1,344,019	1,286,135	180	1,285,955
" pickled.....	1,841	18,850	7,201	48,557	1,232	8,800	5,969	39,757
Total, fish, other.....	1,362,899	1,334,692	8,980	1,325,712
Fish oil, cod.....	136,925	45,411	130,211	55,681	29,914	11,943	100,297	43,738
" seal.....	19,762	6,721	9,997	4,665	8,625	4,120	1,282	545
" whale.....	1,357,021	375,691	2,422,845	988,189	1,837,816	774,449	585,029	213,740
" other.....	88,433	31,082	56,436	27,766	18,627	10,627	37,809	17,139
Total, fish oils.....	1,602,141	459,905	2,619,399	1,076,301	1,894,982	801,139	724,417	275,162
Furs or skins, the produce of fish or marine animals.....	245,449	71,850	67,000	1,850
Other articles of the fisheries.....	70,232	109,571	94,530	15,041
Total, fisheries.....	15,789,859	16,815,192	7,427,065	9,388,127
THE FOREST.								
Ashes, pot and pearl.....	747	53,998	754	32,102	669	29,019	85	3,083
" leached.....	190

SESSIONAL PAPER No. 11

Bones.....	Cwt.	58,682	69,731	53,305	67,576	13,269	14,334	40,036	53,242
Butter.....	Lbs.	3,201,618	739,442	8,917,034	2,100,203	8,182,318	1,967,093	734,716	133,110
Casain.....	"	1,515,172	37,009	1,021,197	38,302			1,021,197	38,302
Cheese.....	"	182,147,072	20,781,515	164,879,374	21,059,845	164,509,547	20,992,720	369,827	67,125
Eggs.....	Doz.	100,587	27,054	213,471	58,785	170,478	48,868	42,993	9,917
Furs, dressed.....	\$		40,682		55,046		10,445		44,601
Furs, undressed.....	"		4,380,970		3,911,763		1,749,623		2,162,140
Total, furs.....			4,421,652		3,966,809		1,760,068		2,206,741
Grease and grease scraps.....	Lbs.	1,330,323	98,663	2,165,664	66,523	39,092	3,957	2,126,572	62,566
Glue stock.....	\$		1,500		10,421		1,630		8,791
Hair.....	"		173,095		177,898		8,639		169,259
Hides and skins, other than fur.....	"		4,611,701		5,088,004		60,886		5,027,118
Horns and hoofs.....	"		12,973		20,263		262		20,001
Honey.....	Lbs.	7,284	876	3,878	592	165	23	3,713	569
Lard.....	"	220,359	26,622	203,895	23,562	202,135	23,336	1,760	226
Meats, viz.:—									
Bacon.....	"	56,069,520	8,019,664	58,983,023	7,521,284	58,360,692	7,438,766	622,331	82,518
Beef.....	"	1,263,558	112,445	1,357,852	108,964	1,315,360	103,316	12,492	3,618
Hams.....	"	3,810,476	508,020	3,123,878	399,757	3,010,232	385,202	116,646	14,555
Mutton.....	"	18,062	2,194	49,312	4,201	15,088	1,329	31,224	2,872
Pork.....	"	651,148	59,820	646,430	65,191	578,266	56,146	68,164	9,075
Poultry, dressed or undressed.....	"		21,361		13,540		6,458		7,082
Game.....	"		4,094		3,558		14		3,514
Tongues.....	"	23,435	1,781	11,026	1,315	11,026	1,315		
Canned meats.....	Lbs.	424,150	57,051	250,051	25,643	236,193	23,746	13,858	1,897
All other meat, N.O.P.....	"	2,482,683	252,105	11,268,789	1,211,648	10,726,638	1,144,652	542,151	66,996
Total, meats.....			9,038,535		9,355,101		9,162,914		192,187
Milk and cream, condensed, canned or preserved.....	Lbs.	6,585,216	469,464	4,389,622	305,738	1,033,754	82,275	3,355,868	223,463
Sweet milk.....	Galls.	58,102	5,391	7,771	975			7,771	975
Sweet Cream.....	"	1,823,821	1,714,528	886,266	792,687	92	92	886,174	792,595
Oil, Neatfoot and other animal.....	"	34,643	33,909	131,277	118,655	1,050	441	130,227	118,211
Oil, Lard.....	"	41	20	20	5			20	5
Sausage casings.....	\$				282,049		83,132		198,917
Sheep pelts.....	No.	55,178	35,270	40,007	25,415			40,007	25,415
Tails.....	\$		2,634		3,767				3,767
Tallow.....	Lbs.	29,613	1,996	1,617,985	109,466	952,215	61,856	665,770	47,610
Wool.....	Lbs.	1,198,684	258,194	778,393	155,346	304,683	51,596	473,710	103,750
Other articles.....	\$		344,798		92,258		11,513		80,745
Total, animals and products.....			53,053,837		49,220,897		37,897,910		11,322,987

3 GEORGE V., A. 1913

No. 23.—Statement showing the Value of Goods Exported from Canada, &c.—Continued.

ARTICLES.	TWELVE MONTHS ENDED MARCH 31, 1911.			TWELVE MONTHS ENDED MARCH 31, 1912.			TWELVE MONTHS ENDED MARCH, 1912.		
	Quantity.		Value.	Quantity.		Value.	Quantity.		Value.
			\$			\$			\$
AGRICULTURAL PRODUCTS.									
Balsam.....			14,701			6,997			4,302
Cider.....	184,911		27,707	206,792		36,308	206,754	38	4
Flax.....	11,839		125,202	6,958		72,191	446	6,512	70,271
Fruits, viz. :—									
Apples, dried.....	2,844,342		184,722	3,149,620		248,635	228,101	2,921,519	239,359
" green or ripe.....	523,788		1,757,753	1,664,178		5,104,301	1,522,163	142,015	313,321
Berries of all kinds.....			93,127			112,907			112,738
Canned or preserved.....			223,538			258,692			27,508
All other, N.O.P.....			239,813			258,218			178,159
Total, fruits, &c.....			2,498,953			5,982,153			871,076
Grain and products of, viz. :—									
Barley.....	1,545,254		831,196	2,061,667		1,324,300	922,090	1,139,577	716,084
Beans.....	29,381		51,128	11,581		22,999	4,367	7,214	15,710
Buckwheat.....	463,735		238,923	104,658		62,306	35,334	69,321	41,874
Indian corn.....	4,376,929		2,736,189	8,687,663		5,732,001	4,624,707	4,062,956	2,816,746
Oats.....	5,525,271		2,219,297	9,425,191		4,065,578	7,879,516	1,545,975	735,994
Pease, whole.....	314,147		490,595	341,661		446,430	66,243	275,368	354,410
Pease, split.....	161,008		200,898	115,247		147,477	91,615	23,632	31,723
Rye.....	73,513		46,416	11,670		7,685		11,670	7,685
Wheat.....	49,774,629		49,896,924	66,541,022		64,690,325	61,177,908	5,363,114	5,193,743
Other grain.....	3,296		662	3,725		2,573	3,259	466	444
Total, grain.....	62,267,163		56,712,228	87,304,385		76,501,674	74,805,089	12,499,296	9,914,413
Bran.....									
	1,872,089		1,850,219	1,597,203		1,500,571	220,728	1,376,475	1,288,546
Flour of wheat.....									
Flour of Rye.....	3,049,052		13,854,869	3,739,710		16,037,992	3,319,568	420,142	1,775,097
Indian meal.....	1,476		4,521	1,584		4,740	253	1,331	3,919

SESSIONAL PAPER No. 11

Oatmeal	126,240	518,032	209,679	897,739	207,907	890,371	1,772	7,368
Meal, all other, N.O.P.	3,336	9,675	6,349	20,750	5,210	17,462	1,139	3,288
Total, flour and meal	3,180,105	14,387,101	3,957,323	16,961,225	3,532,938	15,171,549	424,385	1,789,676
Cereal food, prepared, of all kinds								
Hay	326,142	1,830,911	784,989	2,311,788		1,647,226		664,562
Hemp	1	2,724,289	758	6,375,491	110,495	1,099,544	674,494	5,275,947
Hops	172,825	13	53,863	3,136			758	3,136
Malt	13,333	21,808	17,383	5,657	19,136	2,144	34,727	3,513
Maple sugar	1,376,191	12,209	18,915	18,915	15,383	16,515	2,000	2,400
" syrup	3,612	117,202	1,336,698	110,400	25,326	2,416	1,311,372	107,984
Nuts	67,069	3,336	4,831	5,291	2,178	2,316	2,653	2,975
Seeds, viz. —		6,371	59,159	4,589	17,157	847	42,002	3,742
Clover	211,121	* 1,656,857	94,785	848,560	21,209	205,598	73,576	642,962
Flax	2,696,119	6,144,622	1,504,528	2,842,242	495,496	1,004,888	1,009,032	1,837,354
Grass	78,662	213,465	111,247	205,917	3,836	23,828	107,411	182,089
All other		46,671		119,019		2,791		116,228
Total, seeds		8,061,615		4,015,738		1,237,105		2,778,633
Straw		19,347	8,629	41,775	1,145	8,041	7,484	33,734
Tobacco, leaf	4,746	143,828	197,375	93,891	8,862	1,368	188,513	92,523
Trees, shrubs and plants		15,303		27,115		5,076		22,039
Vegetables, viz. —								
Canned or preserved		31,240		29,962		17,427		12,535
Potatoes	1,040,767	640,829	753,150	578,401	239,717	148,604	513,433	429,797
Turnips	1,477,994	208,611	1,467,877	248,855	9,567	2,653	1,458,310	246,202
All other vegetables		246,021		168,954		11,718		157,236
Total, vegetables		1,126,701		1,026,172		180,402		845,770
Vines, grape and other		700						
Other articles		359,339		353,409		6,876		346,533
Total, agricultural products		90,059,113		115,454,486		91,332,707		24,121,779
MANUFACTURES.								
Agricultural implements and machines, viz. —								
Mowing machines	No.							
Reapers		22,449	18,923	649,630	2,510	85,757	16,413	563,873
Harvesters		7,006	6,659	418,634	210	13,815	6,449	404,819
Ploughs		16,479	13,829	1,433,697	5,039	535,194	8,790	898,503
Harrow		17,643	20,145	515,133	18,003	416,493	2,142	98,640
Hay rakes		9,453	5,917	96,670	4,318	72,057	1,599	24,613
Seeders		11,610	10,438	316,953	2,134	50,324	8,304	266,629
Threshing machines		181	100	8,402	1	45	99	8,357
		32	386	93,676	108	2,093	278	91,583

No. 23.—STATEMENT showing the Value of Goods Exported from Canada, &c. *Continued.*

ARTICLE.	TWELVE MONTHS ENDED MARCH 31, 1911.			TWELVE MONTHS ENDED MARCH 31, 1912.			TWELVE MONTHS ENDED MARCH 31, 1912.			
							British Empire.		All other Countries.	
	Quantity.	Value.		Quantity.	Value.		Quantity.	Value.	Quantity.	Value.
MANUFACTURES—Continued.										
Agricultural implements—Con.										
Cultivators.....			No.							
All other.....		1,288,169		6,909	160,945		1,720	103,637	2,189	57,248
Parts of.....		662,351			1,352,271			523,332		828,919
					755,479			501,492		250,987
			\$			\$				\$
Total, agricultural machinery.....		5,951,944			5,801,490			2,307,319		3,494,171
Baking powders.....			Lbs.	51,365	13,324		50,815	13,188	550	136
Binder twine.....	10,806,024	787,254		14,657,315	967,817		551,040	33,708	14,103,275	934,109
Books, pamphlets, maps, &c.....		461,780			113,683			139,142		274,541
Biscuits and bread.....	2,295	20,152	Cwt.	2,918	21,855		2,675	20,172	243	1,681
Bricks.....	535	1,827		291	2,496		10	666	251	1,830
Brooms and whisks.....			\$		60,209			58,039		2,170
Buttons.....		1,146			1,528			149		1,079
Brushes.....					5,920			5,296		624
Candles.....	9,029	1,158		3,263	681		1,718	335	1,545	319
Gasoline launches.....			Lbs.	16	19,516		3	1,391	13	18,125
Cartridges, gun, rifle and pistol.....		51,477	No.		25,218			11,214		14,031
Charcoal.....		6,095			8,231			592		7,639
Cement.....		2,718			4,582			1,914		2,658
Cinders.....		9,394			1,818					1,818
Clay, manufactures of.....		1,974			1,930					1,913
Clothing and wearing apparel.....										135,871
Coke.....	59,943	315,246	Tons.	15,076	306,683			170,809		19,732
Cordage, ropes and twine.....		255,984			65,577		5	11		65,563
Cotton fabrics.....	719,859	83,166			63,065			13,335		19,732
Cottons, other.....		139,835	Yds.	679,826	112,709		291,873	60,635	387,953	52,014
Cotton waste.....		107,969			149,432			34,793		111,639
Acetate of lime.....	4,718,476	51,278		1,047,752	35,920		101,440	2,057	946,312	33,863
Calcium Carbide.....	8,913,240	174,740		11,914,281	248,277		8,171,659	145,206	3,739,625	73,071
Gum Chicle.....			Lbs.	6,734,706	199,894		5,910,781	175,437	823,925	21,457
Senega Root.....				4,359,574	2,257,216		16,160	1,836	4,531,411	2,952,380
				152,847	74,571		29,199	13,717	123,618	60,657

SESSIONAL PAPER No. 11

Lye.....					32,791		775		32,016
Phosphorus.....					90,750		89,974		776
Drugs, chemicals and medicines, N.O.P.....					1,074,670		413,760	4,968	660,910
Dye stuffs.....					8,192		3,127		9,267
Earthenware and all manufactures of.....					10,543		5,470		1,166
Electrical apparatus.....					132,411		25,387		112,341
Electrotypes.....					5,628		1,334		13,883
Extract of hemlock bark.....					4,094				2,640
Explosives and fulminates, N.O.P.....					1,233,925		33,088	220	114,187
Felt, manufactures of.....					661		105,686	261,523	589
Fertilizers.....					158,467				917,163
Films for photographers' use.....					28,831		37,479		17,867
Fur, manufactures of.....					48,032		11,214		18,260
Glass and glassware, N.O.P.....					29,833		29,340		19,703
Glucose.....							12,075		27
Grindstones, manufactured.....					274,261		9,564	710	29,419
Guns, rifles and firearms of all kinds.....					24,625		1,094		16,434
Gypsum or plaster, ground.....					23,970		12,780		3,516
Hats and caps.....					12,520		1,765		7,289
Household effects, N.O.P.....					16,821		17,732		1,950,261
Ice.....					2,127,528		209,711		6,686
India rubber, manufacturers of, viz:—					7,070		43		31,966
Belting.....					17,001		30,606		287
Hose.....					9,824		6,399		2,941
Boots and shoes.....					119,878		120,963		
Mats and matting.....					20				68
Clothing.....					800		13		81,213
Rubber manufacturers of, N.O.P.....					93,420		18,097		
Total, India rubber, and manufacturers of.....							206,108		116,475
Iron and steel and manufactures of, viz:—									
Stoves.....					1,155		16,037	221	3,347
Gas buoys, and parts of.....							23,028		60,741
Castings, N.O.P.....					36,771		10,310		31,511
Pig iron.....					298,472		6,145	5,517	256,248
Machinery, viz: Linotype machines.....					41,730		3,845		7,043
" N.O.P.....					747,318		140,686		516,247
Sewing machines.....					248,978		39,511	11,469	132,726
Typewriters.....					389,202		218,582	2,022	115,644
Scrap iron or steel.....					5,740		10,716	130,778	81,530
Hardware, viz:—Tools, hand or machine.....					219,598		56,542		56,721
" N.O.P.....					129,888		24,777		23,870
Steel and manufactures of.....					62,041		424,097		695,537
" N.O.P.....					1,391,120				
Total, iron and steel, and manufactures of.....							974,276		2,012,165
Jewellery of all kinds.....							109,725		109,387
Jeweller's sweepings.....					124,101		34,015		110,376

3 GEORGE V., A. 1913

No. 23.—STATEMENT showing the Value of Goods exported from Canada, &c.—*Continued.*

ARTICLES.	TWELVE MONTHS ENDED MARCH 31, 1911.		TWELVE MONTHS ENDED MARCH 31, 1912.		BRITISH EMPIRE.		ALL OTHER COUNTRIES.	
	Quantity.	Value.	Quantity.	Value.	Quantity.	Value.	Quantity.	Value.
MANUFACTURES— <i>Con.</i>								
Junk.....	361,191	803,617	412,854	1,104,364	82,455	370,962	330,399	733,402
Lamps and lanterns.....	21,601	16,329	7,250	9,079
Leather, viz:—
Sole.....	6,507,666	1,582,394	6,165,246	1,441,585	6,053,210	1,408,894	112,036	32,691
Upper.....	791,350	229,271	904,836	175,989	845,027	161,705	59,809	14,284
N.O.P.....	704,773	134,113	1,050,910	181,794	865,190	148,687	185,720	33,107
Boots and shoes.....	60,935	55,428	10,854	44,574
Harness and saddlery.....	20,349	26,498	7,246	19,252
Other manufactures of leather.....	29,034	23,573	8,202	15,371
Total, leather and manufactures of.....	2,047,096	1,904,867	1,745,588	159,279
Lime.....	40,578	42,337	3,132	39,205
Liquors, viz:—
Ale and beer.....	11,691	12,696	9,984	9,673	7,085	6,808	2,899	2,865
Brandy.....	1,098	6,070	2,143	5,388	315	1,154	1,828	4,234
Gin.....	2,769	3,685	3,573	3,639	5	4	3,568	3,635
Rum.....	5,183	1,537	4,665	1,476	825	226	3,840	1,250
Whiskey.....	320,777	1,005,776	363,085	942,485	17,395	61,061	285,690	881,424
Wines.....	24,028	27,023	9,508	29,115	2,979	5,036	6,529	24,079
Wood alcohol.....	475,740	188,486	477,577	200,335	307,255	151,210	110,322	49,125
Other spirits, N.O.P.....	10,231	11,860	8,648	30,913	4,326	2,224	4,322	28,689
Total, liquors.....	851,517	1,257,133	819,183	1,223,024	400,185	227,723	418,998	995,301
Metals, viz:—
Aluminum in bars, blocks, &c.....	60,557	907,000	104,429	1,356,807	19,365	256,661	85,034	1,100,246
" manufactures of.....	2,312	2,341	2,341
Metals, N.O.P.....	172,805	280,782	100,103	180,679
Total, metals.....	1,082,117	1,639,930	356,664	1,283,266

SESSIONAL PAPER No. 11

Molasses.....	Galls.	96,075	26,998	82,352	24,191	68,760	19,824	13,592	4,367
Musical instruments, viz. :—									
Organs.....	No.	2,514	166,712	3,016	228,773	2,533	189,373	483	39,400
Pianos.....	"	278	68,794	277	65,778	68	16,001	209	49,777
Other.....	\$	8,110	8,864	3,030	5,834
Total, musical instruments.....			243,616	303,415	208,404	95,011
Oakum.....									
Oil cake.....	Cwt.	18	96	39	238	39	238
Oilcloths, all kinds.....	"	375,440	540,119	419,891	659,463	191,952	299,089	227,939	360,374
Oils, creosote.....	Sq. yds.	47,053	7,585	45,728	7,258	45,441	7,059	287	199
" naphtha and gasoline.....	Galls.	1,153,821	57,530	1,153,821	57,530
Oil, N.O.P.....	"	2,790,336	283,691	97,280	13,349	91,660	12,336	5,620	1,013
Paper, viz. :—				338,035	77,429	91,686	21,703	246,349	55,726
Paper, wall.....	Rolls.	643,825	45,984	832,307	63,717	552,335	45,577	279,972	18,140
Felt.....	"	50,959	40,180	49,476	35,085	34,125	29,809	15,351	5,276
Wrapping.....	Lbs.	266,071	6,705	153,727	7,376	152,829	7,297	898	79
Printing.....	\$	3,093,911	3,299,209	1,120,916	2,178,293
Paper, N.O.P.....	"	737,072	480,494	397,820	82,674
Total, paper.....			3,924,452	3,885,881	1,601,419	2,284,462
Paints and varnishes of all kinds.....									
Paintings, of all kinds.....	\$	75,129	80,509	62,546	17,963
Photographs.....	"	665,566	51,617	613,949
Plumbago, manufactures of.....	"	7,136	7,872	2,128	5,744
Rags.....	Lbs.	36,678,271	539,786	42,684,583	27,027	2,006	25,021
Sails.....	\$	265	563,894	4,689,169	238,740	37,995,414	325,154
Ships sold to other countries.....	No. and tons.	16—4,948	187,871	14—1,908	56,000	10—1,769	53,600	4—139	2,400
Silk and manufactures of.....	\$	71,818	44,012	32,858	11,154
Soap.....	Lbs.	589,173	25,715	547,520	24,179	437,074	20,065	110,146	4,114
Starch.....	"	184,666	9,880	134,820	3,289	59,720	2,432	75,100	857
Stationery.....	\$	34,001	42,931	15,818	27,113
Stone, ornamental, viz. :—				1,161	1,019	142
Granite, marble, &c., dressed.....			3,057	456	456
Stone, building, viz. :—			80
Freestone, limestone, &c., dressed.....		
Total, stone.....			3,137	1,617	1,019	598
Sugar of all kinds, N.O.P.....									
Sugar-house syrup.....	Lbs.	1,231,500	52,928	4,665,692	147,179	404,842	13,586	4,260,850	133,593
Confectionery sweetened, all kinds.....	Galls.	43,384	6,164	127,100	9,496	127,100	9,496
Tar.....	Lbs.	132,511	27,515	112,877	23,257	19,634	4,258
Tin, manufactures of.....	\$	59,497	41,790	9,162	32,628
.....	"	52,155	98,564	9,303	89,261

3 GEORGE V., A. 1913

No. 23.—STATEMENT showing the Value of Goods exported from Canada, &c.—Continued.

ARTICLES.	TWELVE MONTHS ENDED MARCH 31, 1911.				TWELVE MONTHS ENDED MARCH 31, 1912.				TWELVE MONTHS ENDED MARCH 31, 1912.			
	Quantity.		Value.		Quantity.		Value.		Quantity.		Value.	
		%		%		%		%		%		%
MANUFACTURES— <i>Con.</i>												
Tobacco, viz.:—												
Cigars.....	122		2,311		138		2,885		50		1,085	
Cigarettes.....	55		423		260		1,575		154		965	
Stems and cuttings.....	728,219		41,346		689,656		59,878		45,774		5,293	
All other, N.O.P.....	85,769		39,537		26,914		16,371		4,957		1,809	
Total, tobacco.....			83,617				80,709				9,212	
Tow.....	3,658		13,314		6,528		30,464		3,440		7,732	
Trunks and valises, all kinds.....							19,297				14,470	
Vehicles, viz.:—												
Automobiles.....	787		892,212		2,156		2,039,993		1,817		1,281,542	
" parts of.....	980		56,542		1,092		57,587		379		25,730	
Carriages.....			154,425				55,579				28,035	
" parts of.....											49,815	
Carts.....	507		25,759		1,091		40,263		16		4,089	
Wagons.....	246		13,666		167		8,505		27		1,316	
Bicycles.....	114		5,109		252		35,531		53		6,096	
" parts of.....			66,142				70,274				59,447	
Other vehicles.....			511,016				274,635				3,884	
Vinegar.....	325		116		241		57		207		43	
Wood, viz.:—												
Barrels, empty.....	15,770		69,792		46,361		49,663		6,456		9,324	
Household furniture.....			203,903				350,291				313,293	
Doors, sashes and blinds.....			20,593				22,776				21,666	
Matches.....			85,635				870				572	
Match Splints.....							9,876				9,876	
Mouldings, trimmings and other house furnishings.....			1,786				2,906				2,852	
Pails, tubs, churns and other hollow woodenware.....			16,357				7,808				6,919	
Spool wood and spools.....			98,183				57,243				53,122	

SESSIONAL PAPER No. 11

Wood pulp, chemically prepared.....Cwt.	1,308,101	835,239	1,587,535	756	1,920	834,483	1,585,615
Wood pulp mechanically ground....."	4,407,431	5,023,568	3,506,770	1,295,427	672,441	3,728,141	2,834,329
Other manufactures of wood.....\$	492,638	521,065	362,235	158,830
Total, wood.....	6,764,539	6,116,803	1,456,220	4,660,583
Woollens.....\$	89,974	114,717	64,068	50,649
Other articles....."	1,236,953	1,127,234	325,309	801,925
Total, manufactures.....	40,432,526	42,508,985	14,343,457	28,165,528
MISCELLANEOUS ARTICLES.							
Coffee.....Lbs.	299,956	146,702	27,300	23,595	5,630	123,107	21,670
Dried fruits, N.O.P....."	331,620	93,781	5,829	55,805	3,406	37,976	2,423
Rice....."	892,450	378,046	8,937	17,327	413	360,719	8,524
Rice meal....."	2,386,260	3,369,548	41,911	3,229,360	40,007	140,188	1,904
Tea....."	2,809,538	2,628,598	751,099	147,972	27,554	2,480,626	723,545
Other miscellaneous articles.....\$	1,209,243	266,046	3,365	262,681
Total, miscellaneous articles.....	1,983,836	1,101,122	80,375	1,020,747
COIN AND BULLION.							
Gold coin.....\$	5,892,263	6,141,320	13,504	6,127,816
Silver coin....."	1,387,155	1,449,631	9,256	1,440,375
Copper coin....."	6,737	10,148	10,148
Total, coin and bullion.....	7,196,155	7,601,099	22,760	7,578,339
Grand total.....	297,196,365	315,317,250	170,156,422	145,160,828
RECAPITULATION.							
Produce of the mines.....	43,078,440	41,510,582	6,896,142	34,614,440
" fisheries.....	15,789,859	16,815,192	7,427,065	9,388,127
" forest.....	45,597,599	41,104,887	12,156,006	28,948,881
Animals and their produce.....	53,053,837	49,230,897	37,897,910	41,322,987
Agricultural products.....	90,059,113	115,454,486	91,332,707	24,121,779
Manufactures.....	40,432,526	42,508,985	14,343,457	28,165,528
Miscellaneous.....	1,988,836	1,101,122	80,375	1,020,747
Total.....	290,000,210	307,716,151	170,133,662	137,582,489
Coin and bullion.....	7,196,155	7,601,099	22,760	7,578,339
Grand total exports.....	297,196,365	315,317,250	170,156,422	145,160,828

3 GEORGE V., A. 1913

No. 24.—STATEMENT showing the value of Merchandise imported into and exported from Canada through the United States from and to Foreign Countries, distinguishing the countries whence imported and to which exported, during the Fiscal Year ended March 31, 1912.

Countries whence imported and to which exported.	Value of Merchandise Imported from Foreign Countries through the United States.	Value of Merchandise Exported to Foreign Countries through the United States.
	\$	\$
United Kingdom	8,561,574	55,332,356
Aden	1,271	65
Bermuda.....	365	68,383
British East Africa.....		8,675
" West Africa.....		3,615
" South Africa.....	73,921	188,187
" India	787,667	140,227
" Straits Settlements.....	109,769	40,292
" East Indies, all other	1,399,501	15,477
" Guiana.....	1,339,511	35,779
" Honduras		7,010
" West Indies.....	381,276	1,127,181
" Oceania: Australia and Tasmania.....	27,226	1,557,857
" " New Zealand.....	192,498	165,869
" " All other		999
Gibraltar		24,618
Hong Kong.....	3,097	46,833
Malta		15,587
Newfoundland and Labrador		34,635
Total British Empire	12,877,676	58,813,645
Alaska.....		200
Argentina	1,420,099	1,622,897
Austria-Hungary	483,696	55,040
Azores and Madeira Islands.....		4,431
Belgium.....	231,241	227,494
Bolivia.....		2,149
Brazil	329,804	426,079
Central American States: Costa Rica.....	3,161	57,649
" Guatemala.....	9,107	16,982
" Honduras		6,153
" Nicaragua.....		9,825
" Panama.....		136,455
" Salvador.....	12,416	5,982
Chili.....		115,336
China	49,712	4,137
Cuba	1,142,184	625,426
Denmark	30,332	376,957
Danish West Indies.....		11,288
Dutch West Indies.....	1,662	3,304
" East Indies.....	401,290	160
" Guiana.....	44,611	43,517
Ecuador.....	16,093	4,936
Egypt and Soudan.....	22,407	4,954
France.....	651,547	669,197
French Africa.....	6,858	86,686
" West Indies.....		8,242
Germany	2,629,176	1,744,270
German Africa.....		104
Greece	67,298	8,644
Hawaii.....		1,489
Hayti		21,119
Holland.....	114,865	689,633
Italy	349,175	256,976
Japan.....	76,585	5,495

SESSIONAL PAPER No. 11

No. 24.—Statement showing the value of Merchandise imported into and exported from Canada through the United States &c.. from and to Foreign Countries, during Fiscal Year ended March 31, 1912—*Continued.*

Countries whence imported and to which exported.	Value of Merchandise Imported from Foreign Countries through the United States.	Value of Merchandise Exported to Foreign Countries through the United States.
	\$	\$
Liberia		72
Madagascar	2,228	
Mexico	10,454	57,233
Morocco		35
Norway	42,234	351,926
Peru	98,560	8,536
Persia	1,003	
Philippines		473
Porto Rico		336,098
Portugal	18,659	6,226
Portuguese Africa		8,034
Roumania		117,349
Russia in Europe	138,700	1,156,869
San Domingo	311,600	4,829
Servia	270	1,435
Siam		537
Spain	52,887	70,282
Sweden	75,019	43,480
Switzerland	81,985	11,433
Turkey in Asia	10,838	
Turkey in Europe	54,407	25,080
Uruguay	27,812	91,313
U.S. of Colombia	52,266	21,010
Venezuela	72,235	20,040
Total other Countries	9,144,476	9,585,496
Grand total	22,022,152	68,399,141

3 GEORGE V., A. 1913

No. 25.—COMPARATIVE STATEMENT of Goods remaining in Warehouse in 1910, 1911, 1912.

ARTICLES.	REMAINING IN WARE- HOUSE. MARCH 31, 1910.		REMAINING IN WARE- HOUSE, MARCH 31, 1911.		REMAINING IN WARE- HOUSE, MARCH 31, 1912.	
	Quantity.	Value.	Quantity.	Value.	Quantity.	Value.
		\$		\$		\$
Breadstuffs—						
Wheat..... Bush	29,552	29,552	236,958	236,958	148,244	148,000
Other breadstuffs..... \$		115,196		98,788		244,834
Coal, bituminous..... Tons.	546,911	1,111,525	587,498	1,304,035	908,107	1,577,184
Cotton and manufactures of..... \$		194,212		267,013		233,716
Drugs..... "		92,838		96,455		103,678
Fancy goods..... "		13,090		22,380		12,865
Fish..... "		132,619		128,949		184,240
Flax and manufactures of..... "		48,088		31,766		27,913
Fruits and nuts..... "		168,512		187,155		258,719
Glass and manufactures of..... "		15,025		25,233		22,969
Iron and steel..... "		936,472		1,076,899		1,000,893
Leather..... "		34,730		26,650		33,265
Oils..... "		107,434		77,932		71,631
Paper and manufactures of..... "		38,885		29,303		36,053
Silk..... "		65,742		54,419		46,707
Spirits and wines—						
Brandy..... Galls.	174,972	320,891	186,959	345,775	173,965	337,730
Gin..... "	183,449	127,848	254,435	148,185	254,467	152,325
Rum..... "	47,903	32,181	56,029	35,056	46,196	29,750
Whisky..... "	327,917	569,669	357,219	628,511	418,847	739,213
Wines of all kinds, except sparkling..... "	252,924	223,533	261,685	235,945	238,717	220,282
Wines, sparkling..... \$		160,067		238,101		290,060
Sugar above No. 16 D.S..... Lbs.	5,234,939	134,129	5,150,235	129,382	5,521,478	148,247
Sugar not above No. 16 D.S..... "	52,977,739	1,379,625	19,806,371	463,672	45,435,321	1,280,268
Molasses..... Galls.	2,552	473	2,552	473	29,184	8,857
Tobacco, manufactures of—						
Cigars..... Lbs.	33,681	114,012	34,180	109,380	33,795	102,500
Cigarettes..... "	5,844	11,742	4,878	10,321	4,304	9,747
All other..... "	108,086	71,797	103,413	68,827		70,633
Woollens..... \$		300,661		289,878		220,629
All other articles..... "		1,979,980		2,089,240		2,697,414
Grand totals.....		8,530,528		8,456,681		10,305,262

SESSIONAL PAPER No. 11

No. 26.—STATEMENT showing the Quantity and Value of Merchandise received from Foreign Countries for immediate transit through Canada, and transhipped at the Port of Montreal for the United States and other countries, during the Fiscal Year ended March 31, 1912.

ARTICLES.	COUNTRIES.	RECEIVED FROM.		SHIPPED TO.	
		Quantity.	Value.	Quantity.	Value.
THE MINE.			\$		\$
Ore and other articles of the mine	Great Britain		15,053		1,600
	United States		1,600		15,053
	Total		16,653		16,653
THE FISHERIES.					
Salmon and other articles of the fisheries	Great Britain		119,137		29,587
	United States		31,147		130,413
	Belgium		10,249		
	France				1,560
	Norway		127		
	Newfoundland		900		
	Total		161,560		161,560
THE FOREST.					
Planks and boards		M. ft.		M. ft.	
	Great Britain			4,540	165,696
	B. South Africa			587	15,821
	Holland			46	1,365
	United States	5,173	182,882		
	Total	5,173	182,882	5,173	182,882
Lumber and Timber, N.O.P.	Great Britain		10,823		9,687
	United States		9,687		10,823
	Total		20,510		20,510
Total products of the forest			203,392		203,392
ANIMALS AND PRODUCE.					
Cattle		No.		No.	
	Great Britain			15,199	1,104,972
	B. South Africa			24	1,732
	United States	15,223	1,106,704		
	Total	15,223	1,106,704	15,223	1,106,704
Sheep	Great Britain			1,860	13,018
	B. South Africa			240	1,684
	Newfoundland			90	630
	United States	2,190	15,332		
	Total	2,190	15,332	2,190	15,332
Furs and skins	Great Britain		152,366		12,455
	Germany				265
	United States		12,720		152,366
	Total		165,086		165,086

3 GEORGE V., A. 1913

No. 26.—STATEMENT of the Quantity and Value of Merchandise received from and Shipped to Foreign Countries, &c.—*Continued.*

ARTICLES.	COUNTRIES.	RECEIVED FROM.		SHIPPED TO.	
		Quantity.	Value.	Quantity.	Value.
ANIMALS AND THEIR PRODUCE— <i>Con.</i>		Lbs.	\$	Lbs.	\$
Lard.....	Great Britain.....			32,192,441	3,248,094
	Germany.....			5,956,916	609,948
	Holland.....			2,054,581	205,457
	Newfoundland..			214,627	21,460
	B. South Africa.			141,365	14,972
	United States...	40,559,930	4,099,931		
	Total....	40,559,930	4,099,931	40,559,930	4,099,931
			*		
Cheese.....	Great Britain,..	8,300	1,660	516,358	58,247
	B. South Africa.			3,050	366
	United States...	519,408	58,613	8,300	1,660
	Total....	527,708	60,273	527,708	60,273
Bacon and hams.....	Great Britain.....			717,062	82,390
	Newfoundland..			35,975	3,607
	United States...	753,037	85,997		
	Total....	753,037	85,997	753,037	85,997
Pork	Great Britain.....			242,531	26,347
	Newfoundland			680,380	67,278
	United States...	922,911	93,625		
	Total....	922,911	93,625	922,911	93,625
Meats, all other.....	Great Britain.....			74,265,415	7,568,970
	Newfoundland..			401,930	40,193
	Germany.....			631,385	71,229
	Holland.....			9,479	948
	B. South Africa.			376,138	47,772
	United States...	75,684,347	7,729,112		
	Total....	75,684,347	7,729,112	75,684,347	7,729,112
Other articles of animals.....	Great Britain ..		210,777		58,360
	B. South Africa.				33,220
	United States...		91,580		210,777
	Total....		302,357		302,357
Total animals and produce.....			13,658,417		13,658,417
AGRICULTURAL PRODUCTS.					
Fruits and nuts.....	Great Britain.....		23,065		116,052
	Newfoundland..				1,804
	United States...		117,856		23,065
	Total....		140,921		140,921

SESSIONAL PAPER No. 11

No. 26.—STATEMENT of the Quantity and Value of Merchandise received from and Shipped to Foreign Countries, &c.—*Continued.*

ARTICLES.	COUNTRIES.	RECEIVED FROM.		SHIPPED TO.	
		Quantity.	Value.	Quantity.	Value.
AGRICULTURAL PRODUCTS— <i>Con.</i>		Bbls.	\$	Bbls.	\$
Flour of wheat.....	Great Britain...			99,772	420,990
	B. South Africa.			10,694	49,039
	Germany.			2,500	11,746
	Holland.....			1,430	7,293
	Newfoundland..			210	817
	United States...	114,606	489,885		
	Total.....	114,606	489,885	114,606	489,885
Seeds.....	Great Britain...		43,468		
	Belgium.....		64,682		
	Germany.		2,800		
	United States...				110,950
	Total.....		110,950		110,950
Other agricultural products.....	Great Britain...		17,341		56,187
	Newfoundland..				1,576
	New Zealand....				1,275
	B. South Africa.				98
	Belgium.....		871		
	Germany.				4,425
	Holland.....				3,500
	United States...		67,061		18,212
Total.....		85,273		85,273	
Total agricultural products...			827,029		827,029
MANUFACTURES.					
Cotton and manufactures of	Great Britain...		2,407		1,904
	Australia....				1,249
	Newfoundland..				136
	New Zealand....				218
	Aust. Hungary..		86		
	Belgium.....		1,134		
	United States...		5,621		5,741
Total.....		9,248		9,248	
Drugs, dyes and chemicals....	Great Britain...		34,963		9,407
	Newfoundland..				1,974
	B. South Africa.				432
	Belgium.....		45,126		460
	France		608		
	Germany.		6,175		
	Holland.....		3,305		
	United States...		11,728		89,632
Total.....		101,905		101,905	

3 GEORGE V., A. 1913

No. 26.—STATEMENT of the Quantity and Value of Merchandise received from and Shipped to Foreign Countries, &c.—*Continued.*

ARTICLES.	COUNTRIES.	RECEIVED FROM.		SHIPPED TO.	
		Quantity.	Value.	Quantity.	Value.
MANUFACTURES— <i>Con.</i>			\$		\$
Earthenware and china.....	Great Britain.....		89,458		2,000
	Belgium		1,385,423		
	Germany... ..		13,354		
	France.....		100		
	United States... ..		2,000		1,488,335
	Total		1,490,335		1,490,335
Glass and glassware.....	Great Britain.....		107,626		400
	Australia.....				21,357
	New Zealand....				6,407
	B. South Africa..				110
	Belgium.....		101,735		
	Germany.....		521		
	United States... ..		28,274		209,882
	Total		238,156		238,156
Iron and steel.....	Great Britain.....		50,522		4,493
	Australia.....				283,169
	Newfoundland... ..				2,413
	New Zealand....				98,983
	B. South Africa..				61,258
	Belgium.....		13,787		
	Germany.....		9,590		3,208
	France.....		885		95
	United States... ..		454,419		75,584
	Total		529,203		529,203
Leather and manufactures.	Great Britain.....		3,150		8,120
	Belgium.....		463		
	United States... ..		8,120		3,613
	Total		11,733		11,733
Oils of all kinds		Galls.		Galls.	
	Great Britain.....	67,454	37,767	153,188	53,977
	Newfoundland... ..			32,000	18,467
	Belgium.....	35,130	30,030		
	Germany.....			55,000	32,648
	Holland.....			232,838	124,500
	B. South Africa..			280	163
	United States... ..	473,026	229,592	102,304	67,634
	Total	575,610	297,389	575,610	297,389
Paper and manufactures.....	Great Britain		22,708		977
	Australia.....				4,308
	Newfoundland... ..				110
	Belgium		1,795		
	Germany.....		137		210
	United States... ..		1,950		20,985
	Total		26,590		26,590

SESSIONAL PAPER No. 11

No. 26.—STATEMENT of the Quantity and Value of Merchandise received from and Shipped to Foreign Countries, &c.—*Continued.*

ARTICLES.	COUNTRIES.	RECEIVED FROM		SHIPPED TO	
		Quantity.	Value.	Quantity.	Value.
MANUFACTURES— <i>Con.</i>		Galls.	\$	Galls.	\$
Spirits and wines.....	Great Britain...	141,892	310,837	3,806	1,900
	Belgium.....	9,076	56,307		
	France.....	950	6,875		
	Germany.....	100	275		
	United States...	3,800	1,900	152,018	374,294
	Total	155,818	376,194	155,818	376,194
Sugar and glucose.....	Great Britain...			174,754	6,204
	B. South Africa...			98,030	2,940
	United States...	272,784	9,144		
	Total	272,784	9,144	272,784	9,144
Tobacco and manufactures.....	Great Britain...				3,330
	Newfoundland...				100
	Germany.....		100		
	United States...		3,330		
	Total		3,430		3,430
Tea.....		Lbs.		Lbs.	
	Great Britain...	1,238,614	198,608		
	United States...			1,238,614	198,608
	Total	1,238,614	198,608	1,238,614	198,608
Wood and manufactures of	Great Britain...		7,443		100,806
	Australia.....				5,740
	Newfoundland...				840
	B. South Africa...				6,942
	Germany.....		590		
	United States...		114,128		7,833
	Total		122,161		122,161
Other articles of manufactures.	Great Britain...		851,265		949,441
	Australia.....				146,054
	India				48
	Newfoundland...				7,322
	New Zealand...				174,224
	B. South Africa...				223,128
	Belgium		466,971		237,145
	France.....		23,907		3,251
	Germany.....		62,973		27,529
	Holland.....		50,775		31,771
	Italy.....				400
	Japan.....		539		1,000
	Mexico.....				48
	United States...		1,769,356		1,424,425
	Total		3,225,786		3,225,786
Total manufactures.			6,639,882		6,639,882

3 GEORGE V., A. 1913

SUMMARY STATEMENT of the value of Merchandise received from foreign countries for United States and other countries during

COUNTRIES

	Great Britain.	Newfound-land.	Austria-Hungary.	Belgium.
	\$	\$	\$	\$
Produce of the mine.....	15,053			
" fisheries.....	119,137	900		10,249
" forest.....	10,823			
Animals and produce.....	364,803			
Agricultural products.....	83,874			65,553
Manufactures.....	1,716,754		86	2,102,771
Total.....	2,310,444	900	86	2,178,573

COUNTRIES

	Great Britain.	Australia.	B. India.	Newfound-land and Labrador.	New Zealand.	B. South Africa.
	\$	\$	\$	\$	\$	\$
Produce of the mine.....	1,600					
" fisheries.....	29,587					
" forest.....	175,383					15,821
Animals and produce.....	12,172,853			133,168		99,746
Agricultural products.....	593,229			4,197	1,275	49,137
Manufactures.....	1,142,959	461,877	48	31,362	279,832	294,973
Total.....	14,115,611	461,877	48	168,727	281,107	459,677

SESSIONAL PAPER No. 11

immediate transit through Canada, and transhipped at the Port of Montreal for the the Fiscal Year ended March 31, 1912.

RECEIVED FROM.

France.	Germany.	Holland.	Japan.	United States.	Norway.	Totals.
\$	\$	\$	\$	\$	\$	\$
.....	1,600	16,653
.....	31,147	127	161,560
.....	192,569	203,392
.....	13,293,614	13,658,417
.....	2,800	674,802	827,029
32,375	93,715	54,080	539	2,639,562	6,639,882
32,375	96,515	54,080	539	16,833,294	127	21,506,933

SHIPPED TO.

Belgium.	France.	Germany.	Holland.	Italy.	Japan.	Mexico.	United States.	Totals.
\$	\$	\$	\$	\$	\$	\$	\$	\$
.....	15 053	16,653
.....	1,560	130,413	161,560
.....	1,365	10,823	203,392
.....	681,442	206,405	364,803	13,658,417
.....	16,171	10,793	152,227	827,029
237,605	3,346	63,595	156,271	400	1,000	48	3,966,566	6,639,882
237,605	4,906	761,208	374,834	400	1,000	48	4,639,885	21,506,933

3 GEORGE V., A. 1913

STATEMENT by Years showing the Value of Goods transhipped at the Port of Montreal
for Foreign Countries from 1886 to 1912 Inclusive.

			Total Value of Goods in Transit through Montreal for Transhipment to Foreign Countries.
			\$
Fiscal year ending June 30, 1886.....			5,745,606
" " 1887.....			7,645,393
" " 1888.....			8,058,888
" " 1889.....			10,314,396
" " 1890.....			12,714,705
" " 1891.....			13,202,292
" " 1892.....			9,423,862
" " 1893.....			9,313,904
" " 1894.....			8,186,145
" " 1895.....			8,027,306
" " 1896.....			14,191,628
" " 1897.....			11,077,825
" " 1898.....			9,378,657
" " 1899.....			10,485,519
" " 1900.....			13,160,009
" " 1901.....			10,707,379
" " 1902.....			11,382,567
" " 1903.....			11,689,912
" " 1904.....			15,224,361
" " 1905.....			14,095,449
" " 1906.....			22,114,464
9 months ending March 31, 1907.....			15,233,092
Fiscal year ending March 31, 1908.....			18,955,468
" " 1909.....			20,881,570
" " 1910.....			21,705,210
" " 1911.....			18,510,807
" " 1912.....			21,506,933

No. 27.—STATEMENT showing the Trade via St. Lawrence River (Sea-going Vessels),
Inwards and Outwards, during the Fiscal Year ended March 31, 1912.

	VESSELS.		FREIGHT.	
	No.	Tons Register.	Tons Weight.	Tons Measurement.
Inwards.....	911	3,474,779	793,399	150,303
Outwards.....	760	2,552,840	1,482,955	258,632
Total trade....	1,611	6,027,619	2,276,354	408,935

PART II

GENERAL STATEMENTS

IMPORTS, EXPORTS AND SHIPPING

OF THE

DOMINION OF CANADA

FOR THE

FISCAL YEAR ENDED MARCH 31, 1912

3 GEORGE V., A. 1913

No. 1.—GENERAL STATEMENT (by Countries) of the Total Quantities and Values of Consumption and the Duties Collected thereon in the Dominion

(Abbreviations: B. E., British East; B. W., British West; F. W.,

ARTICLES IMPORTED.	COUNTRIES.	TOTAL IMPORTS.		ENTERED		
		Quantity.	Value.	General Tariff.		
				Quantity.	Value.	Duty.
DUTIABLE GOODS.		Galls.	\$	Galls.	\$	\$ cts.
Ale and porter in bottles.....	United Kingdom	366,375	333,556	387,320	356,722	92,956 80
	Belgium.....	248	126	248	126	59 52
	Germany.....	284	248	374	312	89 76
	Norway.....	40	33	4	4	96
	Sweden.....	3,399	2,274	2,782	2,075	667 68
	United States...	36,618	22,788	40,472	24,040	9,713 28
	Total.....	406,964	359,025	431,200	385,279	103,488 00
Ale and porter in casks.....	United Kingdom	9,051	4,288	9,340	4,360	1,494 40
	Germany.....	2,187	606	2,187	606	349 92
	Total.....	11,238	4,894	11,527	4,966	1,844 32
Lager and other beer in bottles.	United Kingdom	2,845	2,287	2,136	1,902	512 64
	Aust.-Hungary..	190	156	380	285	91 20
	Belgium.....			32	39	7 68
	Germany.....	4,491	3,464	4,341	3,345	1,041 84
	Sweden.....	42	12	126	36	30 24
	United States..	810,384	514,299	797,066	505,650	191,295 84
	Total.....	817,952	520,218	804,081	511,257	192,979 44
Lager and other beer in casks..	United Kingdom	1,016	581	1,236	619	197 76
	Aust.-Hungary..	7,068	1,916	6,423	1,748	1,027 68
	Belgium.....	1,659	387	1,612	393	257 92
	Germany.....	42,274	10,746	36,433	9,723	5,829 28
	United States..	170,957	41,875	167,235	39,418	26,757 60
	Total.....	222,974	55,505	212,939	51,901	34,070 24
Ginger ale.....	United Kingdom		30,936		114	19 95
	United States...		3,557		2,654	464 48
	Total.....		34,493		2,768	484 43
Animals, living, viz.— Hogs.....	United States...	Lbs. 2,918	310	Lbs. 2,918	310	43 79
Horned cattle.....	United States...	No. 2,976	61,829	No. 2,976	61,829	15,457 25
Horses over one year old val- ued at \$50 or less per head.	United Kingdom	61	2,279	46	1,695	575 00
	Newfoundland..	53	2,600	53	2,600	662 50
	France.....	2	77	2	77	25 00
	United States...	219	9,337	216	9,187	2,700 00
	Total.....	335	14,293	317	13,559	3,962 50

SESSIONAL PAPER No. 11

Merchandise imported; also of the Quantities and Values of the same entered for of Canada during the Fiscal Year ended March 31, 1912.

French West : Dan. W., Danish West ; N. E. S., not elsewhere specified)

FOR HOME CONSUMPTION.

Preferential Tariff.			Treaty Rates.			Total.		
Quantity.	Value.	Duty.	Quantity.	Value.	Duty.	Quantity.	Value.	Duty Collected.
Galls.	\$	\$ cts.	Galls.	\$	\$ cts.	Galls.	\$	\$ cts.
.....	387,320	356,722	92,956 80
.....	248	126	59 52
.....	374	312	89 76
.....	4	4	0 96
.....	2,782	2,075	667 68
.....	40,472	24,040	9,713 28
.....	431,200	383,279	103,488 00
.....	9,340	4,360	1,494 40
.....	2,187	606	349 92
.....	11,527	4,966	1,844 32
.....	2,136	1,902	512 64
.....	380	285	91 20
.....	32	39	7 68
.....	4,341	3,345	1,041 84
.....	126	36	30 24
.....	797,066	505,650	191,295 84
.....	804,081	511,257	192,979 44
.....	1,236	619	197 76
.....	6,423	1,748	1,027 68
.....	1,612	393	257 92
.....	36,433	9,723	5,829 28
.....	167,235	39,418	26,757 60
.....	212,939	51,901	34,070 24
.....	27,545	4,131 75	27,659	4,151 70
.....	2,654	464 48
.....	27,545	4,131 75	30,313	4,616 18
.....	Lbs.
.....	2,918	310	43 79
.....	No.
.....	2,976	61,829	15,457 25
15	584	150 00	61	2,279	725 00
.....	53	2,600	662 50
.....	2	77	25 00
.....	216	9,187	2,700 00
15	584	150 00	332	14,143	4,112 50

3 GEORGE V., A. 1913
No. 1.—GENERAL STATEMENT

ARTICLES IMPORTED.	COUNTRIES.	TOTAL IMPORTS.		ENTERED		
		Quantity.	Value.	General Tariff.		
				Quantity.	Value.	Duty.
		No.	\$	No.	\$	\$ cts
DUTIABLE GOODS— <i>Con.</i>						
Animals, living— <i>Con.</i>						
Horses, N.O.P.	United Kingdom	48	7,634	28	3,315	828 75
	Newfoundland ..	11	690	11	690	172 50
	France... ..	2	800	2	800	200 00
	Mexico... ..	2	28	2	28	7 00
	Russia, in Europe	44	5,000	44	5,000	1,250 00
	San Domingo...	1	50	1	50	12 50
	United States...	19,918	1,791,973	19,830	1,769,648	442,412 00
	Total	20,026	1,806,175	19,918	1,779,531	444,882 75
Sheep	United States...	192,530	578,055	192,530	578,055	144,513 75
All other, N.E.S.	United Kingdom		913		82	20 50
	Hong Kong.....		15		15	3 75
	Belgium.....		2		2	0 50
	France.....		83		83	20 75
	Japan.....		15		15	3 75
	Switzerland.....		30		30	7 50
	United States...		249,236		248,931	62,232 75
	Total		250,294		249,158	62,289 50
Antiseptic surgical dressings, such as absorbent cotton, cot- ton wool, lint, lamb's wool, tow, jute, gauzes and oakum, prepared for use as surgical dressings, plain or medicated.	United Kingdom		58,989		1,700	340 00
	Hong Kong.....		159		159	31 80
	France.....		139		71	14 20
	Germany.....		379		379	75 80
	Japan.....		34		34	6 80
	United States...		94,964		95,175	19,035 00
	Total		154,664		97,518	19,503 60
Bagatelle and other game tables or boards.....	United Kingdom	929	1,444	36	138	48 30
	Hong Kong.....	2	4	2	4	1 40
	France.....	1	3	1	3	1 05
	Germany.....	6	14	6	14	4 90
	Japan.....	1	3	1	3	1 05
	United States...	705	5,246	705	5,246	1,836 10
	Total	1,644	6,714	751	5,408	1,892 80
Bags which contain cement, &c.	United Kingdom		4,688			
	Hong Kong.....		437		437	87 40
	United States...		175,842		175,842	35,168 40
	Total		180,967		176,279	35,255 80
		Lbs.		Lbs.		
Baking powder.....	United Kingdom	6,506	813	112	12	6 72
	United States...	533,614	152,685	531,533	151,912	31,891 98
	Total	540,120	153,498	531,645	151,924	31,898 70

SESSIONAL PAPER No. 11
OF IMPORTS—Continued.

FOR HOME CONSUMPTION.

Preferential Tariff.			Treaty Rates.			Total.		
Quantity.	Value.	Duty.	Quantity.	Value.	Duty.	Quantity.	Value.	Duty Collected.
No.	\$	\$ cts.	No.	\$	\$ cts.	No.	\$	\$ cts
20	4,319	647 85	48	7,634	1,476 60
.....	11	690	172 50
.....	2	800	200 00
.....	2	28	7 00
.....	44	5,000	1,250 00
.....	1	50	12 50
.....	19,830	1,769,648	442,412 00
20	4,319	647 85	19,938	1,783,850	445,530 60
.....	192,520	578,055	144,513 75
.....	831	124 65	913	145 15
.....	15	3 75
.....	2	0 50
.....	83	20 75
.....	15	3 75
.....	30	7 50
.....	248,931	62,232 75
.....	831	124 65	249,989	62,414 15
.....	56,926	7,116 11	14	2 45	58,640	7,458 56
.....	68	11 90	159	31 80
.....	139	26 10
.....	379	75 80
.....	34	6 80
.....	95,175	19,035 00
.....	56,926	7,116 11	82	14 35	154,526	26,634 06
893	1,306	293 86	929	1,444	342 16
.....	2	4	1 40
.....	1	3	1 05
.....	6	14	4 90
.....	1	3	1 05
.....	705	5,246	1,836 10
893	1,306	293 86	1,644	6,714	2,186 66
.....	4,688	703 20	4,688	703 20
.....	437	87 40
.....	175,842	35,168 40
.....	4,688	703 20	180,967	35,959 00
Lbs.			Lbs.			Lbs.		
6,394	801	255 76	6,506	813	262 48
.....	531,533	151,912	31,891 98
6,394	801	255 76	538,039	152,725	32,154 46

3 GEORGE V., A. 1913

No. 1.—GENERAL STATEMENT

ARTICLES IMPORTED.	COUNTRIES.	TOTAL IMPORTS.		ENTERED		
		Quantity.	Value.	General Tariff		
				Quantity.	Value.	Duty.
DUTIABLE GOODS— <i>Con.</i>			\$		\$	\$ cts.
Balls, cues and racks and cue-tips for bagatelle boards and billiard tables.....	United Kingdom	3,866	119	41	65	
	Belgium.....	699	699	244	65	
	France.....	1,507	1,507	527	45	
	Germany.....	512	512	179	20	
	United States....	19,117	19,117	6,690	95	
	Total.....	25,701	21,954	7,683	90	
Baskets of all kinds, N.O.P....	United Kingdom	19,464	2,232	669	60	
	Australia.....	69	69	20	70	
	Hong Kong.....	204	204	61	20	
	Aust.-Hungary..	412	155	46	50	
	Belgium.....	19,559	12,948	3,884	40	
	China.....	23	23	6	90	
	France.....	4,485	1,494	448	20	
	Germany.....	16,640	16,640	4,992	00	
	Holland.....	584	584	175	20	
	Italy.....	724	724	217	20	
	Japan.....	7,694	313	93	90	
	United States....	40,721	40,691	12,207	30	
	Total.....	110,579	76,077	22,823	10	
Baths, bath-tubs, basins, closets, lavatories, urinals, sinks and laundry-tubs of any material.	United Kingdom	84,542	372	130	20	
	France.....	170	7	2	45	
	Germany.....	269	7	2	45	
	United States....	220,545	220,458	77,160	30	
	Total.....	305,526	220,844	77,295	40	
Belting of all kinds except rubber and leather	United Kingdom	232,393	3,167	870	92	
	Denmark.....	32	32	8	80	
	France.....	184	184	50	60	
	Germany.....	7,075	5,631	1,548	52	
	Holland.....	225	225	61	88	
	United States....	113,164	111,602	30,691	03	
	Total.....	353,073	120,841	33,231	75	
Belts of all kinds, N.O.P., except silk.....	United Kingdom	74,753	7,214	2,524	90	
	Hong Kong.....	5	5	1	75	
	Aust. Hungary.....	512	512	179	20	
	Belgium.....	108	108	37	80	
	France.....	3,629	3,629	1,270	15	
	Germany.....	1,503	1,314	459	90	
	Japan.....	156	156	54	60	
	United States....	64,816	64,885	22,709	75	
	Total.....	145,482	77,823	27,238	05	

SESSIONAL PAPER No. 11
OF IMPORTS—Continued.

FOR HOME CONSUMPTION.

Preferential Tariff.			Treaty Rates.			Total.		
Quantity.	Value.	Duty.	Quantity.	Value.	Duty.	Quantity.	Value.	Duty Collected.
	\$	\$ cts.		\$	\$ cts.		\$	\$ cts.
.....	3,747	843 17	3,866	884 82
.....			699	244 65
.....			1,507	527 45
.....			512	179 20
.....			19,117	6,690 95
.....	3,747	843 17	25,701	8,527 07
.....	16,774	3,354 80	446	122 65	19,452	4,147 05
.....			69	20 70
.....			204	61 20
.....			128	35 20	283	81 70
.....			6,862	1,887 05	19,810	5,771 45
.....			23	6 90
.....			2,873	790 07	4,367	1,238 27
.....			16,640	4,992 00
.....			584	175 20
.....			724	217 20
.....			7,327	2,014 94	7,640	2,108 84
.....			40,691	12,207 30
.....	16,774	3,354 80	17,636	4,849 91	110,487	31,027 81
.....	80,094	16,018 80	80,466	16,149 00
.....			7	2 45
.....			7	2 45
.....			220,458	77,160 30
.....	80,094	16,018 80	300,938	93,314 20
.....	235,323	47,064 60	238,490	47,935 52
.....			32	8 80
.....			184	50 60
.....			5,631	1,548 52
.....			225	61 88
.....			111,602	30,691 03
.....	235,323	47,064 60	356,164	80,296 35
.....	67,520	15,192 78	40	12 00	74,774	17,729 68
.....			5	1 75
.....			512	179 20
.....			108	37 80
.....			3,629	1,270 15
.....			1,314	459 90
.....			156	54 60
.....			64,885	22,709 75
.....	67,520	15,192 78	40	12 00	145,383	42,442 83

3 GEORGE V., A. 1913

No. 1.—GENERAL STATEMENT

ARTICLES IMPORTED.	COUNTRIES.	TOTAL IMPORTS.		ENTERED		
		Quantity.	Value.	General Tariff.		
				Quantity.	Value.	Duty.
DUTIABLE GOODS— <i>Con.</i>			\$		\$	\$ cts.
Bells and gongs, N.O.P.	United Kingdom.....	3,525	552	165	60	
	Hong Kong.....	19	19	5	70	
	Belgium.....	37	37	11	10	
	France.....	375	43	12	90	
	Germany.....	863	863	258	90	
	Holland.....	85	85	25	50	
	Japan.....	38	32	9	60	
	Turkey in Europe.....	6	6	1	80	
	United States... ..	39,576	39,289	11,786	70	
Total.....		44,524	40,926	12,277	80	
Billiard tables.....		No.		No.		
	United Kingdom.....	258	58,620	7	419	146 65
	United States... ..	2,492	72,331	2,492	72,331	25,315 85
	Total	2,750	130,951	2,499	72,750	25,462 50
Blacking, shoe and shoemakers' ink, shoe, harness and leather dressing, N.O.P.						
	United Kingdom.....	22,871	547	150	42	
	France.....	62	62	17	05	
	United States... ..	82,849	83,042	22,837	55	
Total.....		105,782	83,651	23,005	02	
Blinds of wood, metal or other material, not textile or paper.						
	United Kingdom.....	142	86	25	80	
	Germany.	134	134	40	20	
	Japan.....	533	533	159	90	
	United States... ..	3,484	3,484	1,045	20	
Total		4,293	4,237	1,271	10	
Blueing, laundry blueing ...						
	United Kingdom.....	39,910	64	14	40	
	Denmark.....	10	10	2	25	
	United States... ..	3,933	3,933	885	00	
Total.....		43,853	4,007	901	65	
Boats, open, pleasure, sail boats, skiffs and canoes						
	United Kingdom.....	40	3,592	3	178	44 50
	Hong Kong.....	6	321	6	321	80 25
	China.....	4	91	4	91	22 75
	Japan.....	1	35	1	35	8 75
	Norway.....	2	50	2	50	12 50
	United States... ..	793	35,857	793	35,857	8,964 25
Total.....		846	39,946	809	36,532	9,133 00

SESSIONAL PAPER No. 11
OF IMPORTS—Continued.

FOR HOME CONSUMPTION.

Preferential Tariff.			Treaty Rates.			Total.		
Quantity.	Value.	Duty.	Quantity.	Value.	Duty.	Quantity.	Value.	Duty Collected.
	\$	\$ cts.		\$	\$ cts.		\$	\$ cts.
.....	2,829	565 80	115	31 62	3,496	763 02
.....			19	5 70
.....			37	11 10
.....			332	91 30	375	104 20
.....			863	258 90
.....			85	25 50
.....			6	1 66	38	11 26
.....			6	1 80
.....			39,289	11,786 70
.....	2,829	565 80	453	124 58	44,208	12,968 18
No.						No.		
251	58,201	13,095 39			258	58,620	13,242 04
.....					2,492	72,331	25,315 85
251	58,201	13,095 39			2,750	130,951	38,557 89
.....				
.....	22,009	3,301 35	22,556	3,451 77
.....			62	17 05
.....			83,042	22,837 55
.....	22,009	3,301 35	105,660	26,306 37
.....				
.....	56	11 20	142	37 00
.....			134	40 20
.....			533	159 90
.....			3,484	1,045 20
.....	56	11 20	4,293	1,282 30
.....				
.....	39,555	5,933 25	39,619	5,947 65
.....			10	2 25
.....			3,933	885 00
.....	39,555	5,933 25	43,562	6,834 90
.....				
37	3,399	509 85			40	3,577	554 35
.....					6	321	80 25
.....					4	91	22 75
.....					1	35	8 75
.....					2	50	12 50
.....					793	35,857	8,964 25
37	3,399	509 85			846	39,931	9,642 85

3 GEORGE V., A. 1913

No. 1.—GENERAL STATEMENT

ARTICLES IMPORTED.	COUNTRIES.	TOTAL IMPORTED.		ENTERED		
		Quantity.	Value.	General Tariff.		
				Quantity.	Value.	Total.
DUTIABLE GOODS— <i>Con.</i>			\$		\$	\$ cts.
Books, printed, periodicals and pamphlets, or parts thereof, N.O.P.	United Kingdom	573,868		24,254		2,425 40
	Hong Kong	21		21		2 10
	Newfoundland	2,199		2,199		219 90
	Belgium	10,612		10,536		1,053 60
	France	89,782		7,400		740 00
	Germany	4,824		3,340		334 00
	Japan	72		72		7 20
	Switzerland	8		8		0 80
	Turkey in Europe	195		195		19 50
	United States	1,167,252		1,165,184		116,518 40
	Total	1,848,833		1,213,209		121,320 90
Books—Novels or works of fiction, or literature of a similar character, unbound or paper bound, or in sheets, not including Christmas annuals or publications commonly known as juvenile or toy books.	United Kingdom	28,974		496		124 00
	Hong Kong	8		8		2 00
	Belgium	5		5		1 25
	France	9,938		892		223 00
	United States	56,265		56,265		14,066 25
	Total	95,190		57,666		14,416 50
Freight rates for railways, and telegraph rates, bound in book or pamphlet form, and time tables of railways outside of Canada.	United Kingdom	593		3		0 75
	United States	17,171		17,171		4,292 75
	Total	17,764		17,174		4,293 50
Bank notes, bonds, bills of exchange, cheques, promissory notes, drafts and all similar work unsigned, and cards or other commercial blank forms printed or lithographed or printed from steel or copper or other plates, and other printed matter, N.O.P.	United Kingdom	42,592		1,821		637 35
	Hong Kong	31		31		10 85
	Aust.-Hungary	29		29		10 15
	Belgium	20		20		7 00
	France	1,136		1,236		432 60
	Germany	3,196		3,196		1,118 60
	Japan	522		522		182 70
	Sweden	11		11		3 85
	Switzerland	14		14		4 90
	United States	186,370		183,778		64,322 30
	Total	233,921		190,658		66,730 30

SESSIONAL PAPER No. 11
OF IMPORTS—Continued.

FOR HOME CONSUMPTIONS

Preferential Tariff.			Treaty Rates.			Total.		
Quantity.	Value.	Duty.	Quantity.	Value.	Duty.	Quantity.	Value.	Duty Collected.
	\$	\$ cts.		\$	\$ cts.		\$	\$ cts.
.....	549,242	27,462 10	609	30 45	574,105	29,917 95
.....			21	2 10
.....			2,199	219 90
.....			76	3 80	10,612	1,057 40
.....			83,101	4,155 05	90,501	4,895 05
.....			3,340	334 00
.....			72	7 20
.....			8	0 80
.....			195	19 50
.....			1,165,184	116,518 40
.....	549,242	27,462 10	83,786	4,189 30	1,846,237	152,972 30
.....				
.....	28,503	4,275 45	106	15 90	29,1 5	4,415 35
.....			8	2 00
.....			5	1 25
.....			8,914	1,337 10	9,806	1,560 10
.....			56,265	14,066 25
.....	28,503	4,275 45	9,020	1,353 00	95,189	20,044 95
.....				
.....	590	88 50	593	89 25
.....			17,171	4,292 75
.....	590	88 50	17,764	4,382 00
.....				
.....	38,487	8,659 88	40,308	9,297 23
.....			31	10 85
.....			29	10 15
.....			20	7 00
.....			1,236	432 60
.....			3,196	1,118 60
.....			522	182 70
.....			11	3 85
.....			14	4 90
.....			183,778	64,322 30
.....	38,487	8,659 88	229,145	75,390 18

3 GEORGE V., A. 1913

No. 1.—GENERAL STATEMENT

ARTICLES IMPORTED.	COUNTRIES.	TOTAL IMPORTS.		ENTERED		
		Quantity.	Value.	General Tariff.		
				Quantity.	Value.	Duty.
		Lbs.	\$	Lbs.	\$	\$ cts
DUTIABLE GOODS— <i>Con.</i>						
Books— <i>Con.</i>						
Posters, advertising bills and folders.	United Kingdom	15,686	2,958	1,362	253	204 30
	France.....	211	43	236	49	35 40
	Germany.	517	49	517	49	77 55
	Italy.	90	37	90	37	13 50
	United States...	113,097	28,628	112,481	28,500	16,872 15
	Total	129,601	31,715	114,686	28,888	17,202 90
Labels for cigar boxes, fruits, vegetables, meats, fish, confectionery and other goods and wares; also shipping, price or other tags, tickets or labels; and railroad or other tickets whether lithographed or printed or partly printed, N.O.P.....	United Kingdom		22,144		1,922	672 70
	Hong Kong.....		19		19	6 65
	Aust.-Hungary..		111		111	38 85
	Belgium.....		5		5	1 75
	France.....		973		1,060	371 00
	Germany.		33,757		33,209	11,623 15
	Italy		51		51	17 85
	Japan.....		32		32	11 20
	Spain		4		4	1 40
	Switzerland.....		10		10	3 50
	United States...		192,056		192,044	67,215 40
	Total		249,162		228,467	79,963 45
Maps and charts, N.O.P.....	United Kingdom		5,441		624	140 40
	Australia.		3		3	67
	B. E. Indies, other.....		4		4	90
	New Zealand....		33		33	7 42
	France.....		786		786	176 85
	Germany.....		24		24	5 40
	United States...		19,338		19,238	4,329 11
	Total.....		25,629		20,712	4,660 75
Newspapers or supplemental editions or parts thereof partly printed and intended to be completed and published in Canada.....	United States...		59		59	14 75

SESSIONAL PAPER No. 11

OF IMPORTS—Continued.

FOR HOME CONSUMPTION.

[illegible]

3 GEORGE V., A. 1913

No. 1.—GENERAL STATEMENT

ARTICLES IMPORTED.	COUNTRIES.	TOTAL IMPORTS.		ENTERED		
		Quantity.	Value.	General Tariff.		
				Quantity.	Value.	Duty.
		Lbs.	\$	Lbs.	\$	\$ cts.
DUTIABLE GOODS— <i>Con.</i>						
Books— <i>Con.</i>						
Advertising, pamphlets, advertising show cards, illustrated advertising periodicals, price books, catalogues and price lists, advertising calendars and almanacs; patent medicine or other advertising circulars, fly sheets or pamphlets.....	United Kingdom	280,813	63,052	21,554	5,738	3,233 10
	Hong Kong.....	785	283	785	283	117 75
	Aust.-Hungary..	818	188	818	188	122 70
	Belgium.....	116	18	116	18	17 40
	Denmark.....	25	8	25	8	3 75
Advertising chromos, chromotypes, oleographs or like work produced by any process other than hand painting or drawing, and having any advertisement or advertising matter printed, lithographed or stamped thereon, or attached thereto, or other similar artistic work, lithographed, printed or stamped on paper or cardboard, for business or advertising purposes, N.O.P.	France.....	6,621	1,540	6,622	1,483	993 30
	Germany.....	18,738	5,168	18,714	4,947	2,807 10
	Holland.....	5,095	979	5,095	979	764 25
	Italy.....	739	213	528	125	79 20
	Japan.....	545	293	545	293	81 75
	Portugal.....	70	10	70	10	10 50
	Sweden.....	196	28	216	33	32 40
	Switzerland....	299	84	158	41	23 70
	United States...	1,488,282	434,159	1,493,323	435,901	223,998 45
	Total.....	1,803,142	506,023	1,548,569	450,047	232,285 35
	United Kingdom	6,919	1,632	811	98	121 65
	France.....	239	105	239	105	35 85
	Germany.....	438	175	438	175	65 70
	United States...	30,914	18,238	30,933	18,246	4,639 95
	Total.....	38,510	20,150	32,421	18,624	4,863 15
Printed music, bound or in sheets, and music for mechanical players.....	United Kingdom		42,469		3,076	307 60
	Aust.-Hungary..		4		4	40
Photographs, chromos, chromotypes, artotypes, oleographs, paintings, drawings, pictures, engravings or prints, decalcomania transfers of all kinds, or proofs therefrom and similar works of art, N.O.P.; blue prints and building plans.....	France.....		1,704		1,704	170 40
	Germany.....		1,268		1,268	126 89
	United States..		243,461		243,461	24,346 10
	Total.....		288,906		249,513	24,951 30
	United Kingdom		273,463		42,772	9,623 70
	Hong Kong....		102		102	22 95
	Aust.-Hungary..		729		729	164 02
	Belgium.....		830		830	186 75
	Denmark.....		56		56	12 60
	France.....		12,268		11,835	2,662 87
	Germany.....		106,790		105,191	23,667 97
	Holland.....		285		285	64 12
	Italy.....		457		457	102 82
	Japan.....		1,649		1,649	371 02
	Switzerland....		1,335		1,335	300 37
	Turkey in Europe.....		127		127	28 57
	United States...		603,182		583,814	131,360 81
	Total.....		1,001,273		749,182	168,568 57

SESSIONAL PAPER No. 11
OF IMPORTS—*Continued.*

FOR HOME CONSUMPTION.

Preferential Tariff.			Treaty Rates.			Total.		
Quantity.	Value.	Duty.	Quantity.	Value.	Duty.	Quantity.	Value.	Duty Collected.
Lbs.	\$	\$ cts.	Lbs.	\$	\$ cts.	Lbs.	\$	\$ cts.
258,575	56,508	25,857 50				280,129	62,246	29,090 60
						785	283	117 75
						818	188	122 70
						116	18	17 40
						25	8	3 75
						6,622	1,483	993 30
						18,714	4,947	2,807 10
						5,095	979	761 25
						528	125	79 20
						545	293	81 75
						70	10	10 50
						216	33	32 40
						158	41	23 70
						1,493,323	435,901	223,998 45
258,575	56,508	25,857 50				1,807,144	506,555	258,142 85
6,108	1,534	610 80				6,919	1,632	732 45
						239	105	35 85
						438	175	65 70
						30,933	18,246	4,639 95
6,108	1,534	610 80				38,529	20,158	5,473 95
	38,643	1,932 15					41,719	2,239 75
							4	40
							1,704	170 40
							1,268	126 80
							243,461	24,346 10
	38,643	1,932 15					288,156	26,883 45
	221,667	33,250 05					264,439	42,873 75
							102	22 95
							729	164 02
							830	186 75
							56	12 60
							11,835	2,662 87
							105,191	23,667 97
							285	64 12
							457	102 82
							1,649	371 02
							1,335	300 37
							127	28 57
							583,814	131,360 81
	221,667	33,250 05					970,849	201,818 62

3 GEORGE V., A. 1913

No. 1.—GENERAL STATEMENT

ARTICLES IMPORTED.	COUNTRIES.	TOTAL IMPORTS.		ENTERED		
		Quantity.	Value.	General Tariff.		
				Quantity.	Value.	Duty.
			\$		\$	\$ cts.
DUTIABLE GOODS— <i>Con.</i>						
Boot shoe, shirt and stay laces of any material	United Kingdom		87,455		4,803	1,440 90
	Aust.-Hungary		183			
	Belgium		71,614		51	15 30
	France		16,591		979	293 70
	Germany		2,093		2,093	627 90
	Japan		8			
	Norway		241			
	Switzerland					
	United States		18,277		18,232	5,469 60
	Total		196,392		26,158	7,847 40
Boots, shoes, slippers and in- soles of all kinds, except rubber and leather.....	United Kingdom		85,007		3,903	1,170 90
	Hong Kong		6,215		6,215	1,864 50
	Aust.-Hungary		4,063		251	75 30
	Belgium		7		7	2 10
	China		577		577	173 10
	France		6,667		55	16 50
	Germany		3,578		3,578	1,073 40
	Holland		2,095		1,211	363 30
	Japan		1,174		249	74 70
	Norway		1,224			
	Switzerland		389			
	United States		25,822		25,808	7,742 40
	Total		136,818		41,854	12,556 20
Braces or suspenders and fin- ished parts of.	United Kingdom		11,536		1,120	392 00
	France		7,249		530	185 50
	Germany		1,326		1,326	464 10
	Japan		13			
	United States		42,738		43,174	15,110 90
	Total		62,862		46,150	16,152 50
Brass and manufactures of— Brass in strips, sheets or plates, not polished, plan- ished or coated.....	United Kingdom		2,074			
	United States		6,716		6,716	671 60
	Total		8,790		6,716	671 60
Brass in bars and rods, in coils or otherwise, not less than 6 feet in length ..	United Kingdom		1,315			
	United States		11,020		11,020	1,102 00
	Total		12,335		11,020	1,102 00
Nails, tacks, rivets and burrs or washers	United Kingdom		542			
	Germany		154		154	46 20
	Switzerland		93		93	27 90
	United States		6,754		6,754	2,026 20
	Total		7,543		7,001	2,100 30

SESSIONAL PAPER No. 11
OF IMPORTS—Continued.

FOR HOME CONSUMPTION.

Preferential Tariff.			Treaty Rates.			Total.		
Quantity.	Value.	Duty.	Quantity.	Value.	Duty.	Quantity.	Value.	Duty Collected.
	\$	\$ cts.		\$	\$ cts.		\$	\$ cts.
.....	69,059	13,811 80	12,390	3,407 25	86,252	18,659 95
.....			1,048	288 20	1,048	288 20
.....			69,900	19,222 65	69,951	19,237 95
.....			17,884	4,918 10	18,863	5,211 80
.....			2,093	627 90
.....			8	2 20	8	2 20
.....			241	66 27	241	66 27
.....			628	172 70	628	172 70
.....			18,232	5,469 60
.....	69,059	13,811 80	102,099	28,077 37	197,316	49,736 57
.....	77,237	15,447 40	2,976	818 40	84,116	17,436 70
.....			6,215	1,864 50
.....			3,812	1,048 30	4,063	1,123 60
.....			7	2 10
.....			577	173 10
.....			6,612	1,818 30	6,667	1,834 80
.....			3,578	1,073 40
.....			884	243 10	2,095	606 40
.....			925	254 38	1,174	329 08
.....			857	235 68	857	235 68
.....			389	106 95	389	106 95
.....			25,808	7,742 40
.....	77,237	15,447 40	16,455	4,525 11	135,546	32,528 71
.....	8,340	1,876 69	1,790	537 00	11,250	2,805 69
.....			6,734	2,020 20	7,264	2,205 70
.....			1,326	464 10
.....			13	3 90	13	3 90
.....			43,174	15,110 90
.....	8,340	1,876 69	8,537	2,561 10	63,027	20,590 29
.....	2,074	103 70	2,074	103 70
.....			6,716	671 60
.....	2,074	103 70	8,790	775 30
.....	1,315	65 75	1,315	65 75
.....			11,020	1,102 00
.....	1,315	65 75	12,335	1,167 75
.....	542	108 40	542	108 40
.....			154	46 20
.....			93	27 90
.....			6,754	2,026 20
.....	542	108 40	7,543	2,203 70

3 GEORGE V., A. 1913
No. 1.—GENERAL STATEMENT

ARTICLES IMPORTED.	COUNTRIES.	TOTAL IMPORTS.		ENTERED		
		Quantity.	Value.	General Tariff.		
				Quantity.	Value.	Duty.
DUTIABLE GOODS— <i>Con.</i>			\$		\$	\$ cts.
Brass, and mfrs. of— <i>Con.</i> Pumps.....	United Kingdom	758	22,061	25	22,051	7 50
	United States...	22,061	22,051	6,615	30	
	Total	22,819	22,076	6,622	80	
Wire, plain	United Kingdom	Lbs. 43,632	6,591	Lbs.
	Germany.	2,075	324	2,075	324	40 52
	United States...	210,039	31,232	210,039	31,232	3,904 38
Wire cloth, or woven wire of brass, N.O.P.....	Total	255,746	38,147	212,114	31,556	3,944 90
	United Kingdom	40,822	1,113	278 25
	Belgium.....	103	103	25 75
	France.....	4,043	202	50 50
	Germany.....	10,712	10,712	2,678 00
	United States...	14,920	14,920	3,730 00
	Total	70,600	27,050	6,762 50
Manufactures of, N.O.P.....	United Kingdom	201,550	6,852	2,055 60
	B. India.....	25	25	7 50
	Hong Kong.	167	167	50 10
	Aust.-Hungary..	3,254	1,567	470 10
	Belgium	742	742	222 60
	China.....	14	14	4 20
	Egypt & Soudan	41	41	12 30
	France.....	28,456	10,030	3,009 00
	Germany.....	46,008	46,496	13,948 80
	Holland.....	3,578	1,461	438 30
	Japan.....	14,336	1,194	358 20
	Norway.....	157	157	47 10
	Turkey in Europe ..	115	115	34 50
	United States...	1,391,563	1,381,072	414,321 60
	Total	1,690,056	1,449,933	434,979 90
Breadstuffs, &c., viz.:— Arrowroot.....	United Kingdom	59,242	3,064	309	29	5 08
	B. W. Indies...	26,222	1,007
	France.....	12	2	12	2	0 35
	United States. .	3,550	265	3,550	265	46 41
	Total	89,026	4,338	3,871	296	51 84
Biscuits, not sweetened.....	United Kingdom	596,092	38,857	2,401	366	91 50
	Hong Kong.....	1,500	45	1,500	45	11 25
	Newfoundland..	1,904	88	1,904	88	22 00
	Aust.-Hungary..	1,120	204	1,120	204	51 00
	China.....	340	10	340	10	2 50
	France.....	336	31	336	31	7 75
	Germany.....	1,190	121	1,190	121	30 25
	Holland.....	2,720	160	2,720	160	40 00
	Japan.....	35,050	2,554	35,050	2,554	638 50
	Norway.....	330	10	330	10	2 50
	Turkey in Asia..	264	11	264	11	2 75
	United States..	201,971	19,364	204,310	19,699	4,924 75
	Total	842,817	61,455	251,465	23,299	5,824 75

SESSIONAL PAPER No. 11
OF IMPORTS—Continued.

FOR HOME CONSUMPTION.

Preferential Tariff.			Treaty Rates.			Total.		
Quantity.	Value.	Duty.	Quantity.	Value.	Duty.	Quantity.	Value.	Duty Collected.
	\$	\$ cts.		\$	\$ cts.		\$	\$ cts.
.....	733	146 60	758	154 10
.....			22,051	6,615 30
.....	733	146 60	22,809	6,769 40
Lbs.			Lbs.			Lbs.		
43,632	6,591	494 42			43,632	6,591	494 42
.....					2,075	324	40 52
.....					210,039	31,232	3,904 38
43,632	6,591	494 42			255,746	38,147	4,439 32
.....	39,435	6,901 17	274	61 65	40,822	7,241 07
.....			103	25 75
.....			3,841	864 24	4,043	914 74
.....			10,712	2,678 00
.....			14,920	3,730 00
.....	39,435	6,901 17	4,115	925 89	70,600	14,589 56
.....	192,662	38,532 40	1,326	364 15	200,840	40,952 15
.....			25	7 50
.....			167	50 10
.....			1,048	288 20	2,615	758 30
.....			742	222 60
.....			14	4 20
.....			41	12 30
.....			18,479	5,081 73	28,509	8,090 73
.....			46,496	13,948 80
.....			2,117	582 18	3,578	1,020 48
.....			13,192	3,628 57	14,386	3,986 77
.....			157	47 10
.....			115	34 50
.....			1,381,072	414,321 60
.....	192,662	38,532 40	36,162	9,944 83	1,678,757	483,457 13
55,468	2,783	417 45			55,777	2,812	422 53
31,382	1,223	183 45			31,382	1,223	183 45
.....					12	2	0 35
.....					3,550	265	46 41
86,850	4,006	600 90			90,721	4,302	652 74
577,776	37,289	5,593 35			580,177	37,655	5,684 85
.....					1,500	45	11 25
.....					1,904	88	22 00
.....					1,120	204	51 00
.....					340	10	2 50
.....					336	31	7 75
.....					1,190	121	30 25
.....					2,720	160	40 00
.....					35,050	2,554	638 50
.....					330	10	2 50
.....					264	11	2 75
.....					204,310	19,699	4,924 75
577,776	37,289	5,593 35			829,241	60,588	11,418 10

3 GEORGE V., A. 1913

No. 1.—GENERAL STATEMENT

ARTICLES IMPORTED.	COUNTRIES.	TOTAL IMPORTS.		ENTERED		
		Quantity.	Value.	General Tariff.		
				Quantity.	Value.	Duty.
DUTIABLE GOODS— <i>Con.</i>		Lbs.	\$	Lbs.	\$	\$ cts.
Breadstuffs— <i>Con.</i>						
Biscuits, sweetened.....	United Kingdom	1,129,098	148,393	24,602	2,903	798 33
	Australia.....	590	193	590	193	53 03
	Hong Kong....	7,203	309	7,203	309	84 98
	Newfoundland..	860	50	860	50	13 75
	China.....	390	17	390	17	4 68
	France.....	2,812	727	2,871	739	203 23
	Germany.....	8,849	1,474	8,749	1,452	399 30
	Holland.....	84,620	12,691	84,620	12,691	3,490 03
	Japan.....	3,942	404	3,942	404	111 10
	Switzerland....	24	8	24	8	2 20
	Turkey in Asia..	433	46	433	46	12 65
	United States...	155,899	16,552	155,899	16,552	4,552 38
	Total . . .	1,395,320	180,864	290,183	35,364	9,725 71
Macaroni and vermicelli...	United Kingdom	127,789	6,286	1,809	285	60 13
	Hong Kong....	28,794	518	28,794	518	360 00
	Belgium.....	38,566	1,482	38,166	1,482	477 08
	China.....	10,122	315	10,122	315	126 60
	France.....	1,969,916	97,655	17,182	1,000	214 77
	Germany.....	2,501	203	2,501	203	31 26
	Hawaii.....	6,000	290	6,000	290	75 00
	Italy.....	4,105,289	171,898	1,394,475	59,696	17,430 95
	Japan.....	22,339	831	3,855	103	48 20
	Spain.....	4,700	275			
	United States...	536,685	28,198	536,505	28,191	6,706 36
	Total	6,852,701	307,951	2,042,409	92,083	25,530 35
Rice, cleaned... ..	United Kingdom	6,266,177	166,625	459,482	14,425	3,446 12
	B. India.....	382,740	11,150	80,000	2,956	600 00
	B. E. Indies, other.....	224,000	4,178			
	Hong Kong....	4,926,970	96,594	4,926,970	96,594	36,952 27
	Belgium.....			1,100	44	8 25
	China.....	312,873	7,295	316,273	7,433	2,372 05
	Germany.....	27,240	738	27,240	738	204 30
	Hawaii.....	18,100	680	18,100	680	135 75
	Holland.....	116,290	4,233	116,290	4,233	872 17
	Italy.....	60,445	2,118	58,169	2,036	436 27
	Japan.....	35,178	897	57,578	1,616	431 84
	Norway.....	200	8	200	8	1 50
	Switzerland....	5,350	202	8,650	334	64 86
	United States...	824,827	32,251	804,227	31,442	6,031 70
	Total.....	13,200,390	327,269	6,874,279	162,533	51,557 08
Rice and sago flour.....	United Kingdom	167,696	4,274	480	20	4 80
	B. Str. Settlements....	448,108	14,614	223,889	4,682	2,238 89
	Hong Kong....	58,473	937	58,473	937	534 73
	China.....	10,339	188	10,339	188	103 39
	France.....	413	40	413	40	4 13
	Japan.....	1,117	54	1,117	54	11
	United States...	9,461	340	9,461	340	94 61
	Total.....	695,607	20,447	304,172	6,261	3,041 72

SESSIONAL PAPER No. 11

OF IMPORTS—Continued.

FOR HOME CONSUMPTION.

Preferential Tariff.			Treaty Rates.			Total.		
Quantity.	Value.	Duty.	Quantity.	Value.	Duty.	Quantity.	Value	Duty Collected.
Lbs.	\$	\$ cts	Lbs.	\$	\$ cts.	Lbs.	\$	\$ cts.
1,085,284	144,022	25,204 31				1,109,886	146,925	26,002 64
						590	193	53 08
						7,203	309	84 98
						860	50	13 75
						390	17	4 68
						2,871	739	203 23
						8,749	1,452	399 30
						84,620	12,691	3,490 03
						3,942	404	111 10
						24	8	2 20
						433	46	12 65
						155,899	16,552	4,552 38
1,085,284	144,022	25,204 31				1,375,467	179,386	34,930 02
1,540	89	11 55	77,915	4,164	779 15	84,264	4,538	850 83
						28,794	518	360 00
						38,166	1,482	477 08
						10,122	315	126 60
			1,652,981	89,661	16,529 81	1,670,163	90,661	16,744 58
						2,501	203	31 26
						6,000	290	75 00
			2,463,706	105,381	24,637 56	3,858,181	165,077	42,068 51
			18,484	728	184 84	22,339	831	233 04
						536,505	28,191	6,706 36
1,540	89	11 55	4,213,086	199,934	42,131 36	6,257,035	292,106	67,673 26
5,743,499	150,106	28,717 50				6,202,981	164,531	32,163 62
237,780	6,449	1,188 89				317,780	9,405	1,788 89
224,000	4,178	1,120 00				224,000	4,178	1,120 00
						4,926,970	96,594	36,952 27
						1,100	44	8 25
						316,273	7,433	2,372 05
						27,240	738	204 30
						18,100	680	135 75
						116,290	4,233	872 17
						58,169	2,030	436 27
						57,578	1,616	431 84
						200	8	1 50
						8,650	334	64 86
						804,227	31,442	6,031 70
6,205,279	160,733	31,026 39				13,079,558	323,266	82,583 47
167,216	4,254	1,254 12				167,696	4,274	1,258 92
224,219	9,932	1,681 63				448,108	14,614	3,920 52
						58,473	937	584 73
						10,339	188	103 39
						413	40	4 13
						1,117	54	11 17
						9,461	340	94 61
391,435	14,186	2,935 75				695,607	20,447	5,977 47

3 GEORGE V., A. 1913

No. 1.—GENERAL STATEMENT

ARTICLES IMPORTED.	COUNTRIES.	TOTAL IMPORTS.		ENTERED		
		Quantity.]	Value.	General Tariff.		
				Quantity.	Value.	Duty.
DUTIABLE GOODS— <i>Con.</i>		Lbs.	\$	Lbs.	\$	\$ cts.
Breadstuffs— <i>Con.</i>						
Sago and tapioca	United Kingdom	1,016,840	39,823	67,370	2,961	814 25
	B. E. Indies,					
	Other.....	2,469	107
	B. Str. Settle-					
	ments.....	2,152,140	79,006	44,805	1,413	388 57
	Hong Kong....	75	7	75	7	1 92
	China.....	80	1	80	1	28
	Dutch E. Indies	2,160	40	2,160	40	11 00
	France.....	1,130	79	1,144	80	22 00
	United States...	201,874	9,396	246,949	11,426	3,142 18
	Total.	3,376,768	128,459	362,583	15,928	4,380 20
Tapioca flour.....	United Kingdom	122,013	4,008	61,291	2,242	612 91
	B. Str. Settle-					
	ments.....	109,200	2,918
	Hong Kong....	4,601	80	4,601	80	46 01
	China.....	1,638	29	1,638	29	16 38
	Dutch E. Indies	45,055	1,577	45,055	1,577	450 55
	Germany.....	40,960	1,046	40,960	1,046	409 60
	Holland.....	84,971	2,172	84,971	2,172	849 71
	United States...	338,402	10,095	338,402	10,095	3,384 02
	Total.	746,840	21,925	576,918	17,241	5,769 18
Grain and products of, viz.—		Bush.		Bush.		
Barley, n.o.p.....	United Kingdom	215	240	55	90	8 25
	United States...	7,884	5,977	7,884	5,977	1,182 60
	Total.....	8,099	6,217	7,939	6,067	1,190 85
Barley, pot. pearl, rolled,		Lbs.		Lbs.		
roasted or ground.....	United Kingdom	295,627	18,808	7,120	396	118 80
	France.....	100	8	100	8	2 40
	Norway.....	125	5	125	5	1 50
	United States...	11,425	778	11,425	778	233 40
	Total.....	307,277	19,599	18,770	1,187	356 10
Beans, N.O.P.....		Bush.		Bush.		
	United Kingdom	11,653	25,322	6,244	17,567	1,561 00
	B. India.....	55	100
	Hong Kong....	3,229	1,493	3,229	1,493	807 25
	Aust.-Hungary..	397	708	723	1,261	180 75
	Belgium.....	73	162
	China.....	273	190	273	190	68 25
	France.....	19	77	21	88	5 25
	Germany.....	28	127	47	148	11 75
	Holland.....	559	1,130	559	1,130	139 75
	Italy.....	499	934	535	1,053	133 75
	Japan.....	30,547	49,280	30,130	48,593	7,532 50
	Madagascar....	531	1,896	484	1,756	121 00
	Norway.....	2	8	2	8	0 50
	Turkey in Asia.	37	16	37	16	9 25
	United States...	25,207	72,549	25,108	72,564	6,277 00
	Total.....	73,109	153,992	67,392	145,867	16,848 00

SESSIONAL PAPER No. 11
OF IMPORTS—Continued.

FOR HOME CONSUMPTION.

Preferential Tariff.			Treaty Rates.			Total.		
Quantity.	Value.	Duty.	Quantity.	Value.	Duty.	Quantity.	Value.	Duty Collected.
Lbs.	\$	\$ cts.	Lbs.	\$	\$ cts.	Lbs.	\$	\$ cts.
999,188	38,083	6,664 83	1,066,558	41,044	7,479 08
2,469	107	18 73	2,469	107	18 73
2,008,443	68,227	11,939 58	2,053,248	69,640	12,328 15
.....	75	7	1 92
.....	80	1	28
.....	2,160	40	11 00
.....	1,144	80	22 00
.....	246,949	11,426	3,142 18
3,010,100	106,417	18,623 14	3,372,683	122,345	23,003 34
60,722	1,766	455 42	122,013	4,008	1,068 33
109,200	2,918	819 00	109,200	2,918	819 00
.....	4,601	80	46 01
.....	1,638	29	16 38
.....	45,055	1,577	450 55
.....	40,960	1,046	409 60
.....	84,971	2,172	849 71
.....	338,402	10,095	3,384 02
169,922	4,684	1,274 42	746,840	21,925	7,043 60
Bush.			Bush.		
160	150	16 00	215	240	24 25
.....	7,884	5,977	1,182 60
160	150	16 00	8,099	6,217	1,206 85
Lbs.			Lbs.			Lbs.		
284,763	18,726	3,745 20	291,883	19,122	3,864 00
.....	100	8	2 40
.....	125	5	1 50
.....	11,425	778	233 40
284,763	18,726	3,745 20	303,533	19,913	4,101 30
Bush.			Bush.			Bush.		
4,931	7,013	739 65	11,175	24,580	2,300 65
.....	3,229	1,493	807 25
.....	723	1,261	180 75
.....	273	190	68 25
.....	21	88	5 25
.....	47	148	11 75
.....	559	1,130	139 75
.....	535	1,053	133 75
.....	30,130	48,593	7,532 50
.....	484	1,756	121 00
.....	2	8	0 50
.....	37	16	9 25
.....	25,108	72,564	6,277 00
4,931	7,013	739 65	72,323	152,880	17,587 65

3 GEORGE V., A. 1913

No. 1.—GENERAL STATEMENT

ARTICLES IMPORTED.	COUNTRIES.	TOTAL IMPORTS.		ENTERED		
		Quantity.	Value.	General Tariff.		
				Quantity.	Value.	Duty.
DUTIABLE GOODS— <i>Con.</i>		Bush.	\$	Bush.	\$	\$ cts.
Breadstuffs—Grain— <i>Con.</i>						
Buckwheat.....	Japan	829	713	829	713	124 35
	United States...	420	428	420	428	63 00
	Total.....	1,249	1,141	1,249	1,141	187 35
Indian corn for purposes of distillation	United States...	4,172,538	2,918,494	819,115	565,697	61,433 78
Oats.....	United Kingdom	82,515	35,144	10	3	1 00
	Sweden.....	440	454	440	454	44 00
	United States...	612,763	330,595	77,282	41,034	7,728 20
	Total....	695,718	366,193	77,732	41,491	7,773 20
Pease, N.O.P.....	United Kingdom	3,645	13,797	789	2,000	118 35
	Hong Kong....	291	164	291	164	43 65
	New Zealand....	383	544	36	45	5 40
	Belgium	953	2,734	953	2,734	142 95
	China	22	10	22	10	3 30
	France.....	1,770	3,586	1,770	3,586	265 50
	Germany.	4	18	4	18	0 60
	Holland.....	136	471	136	471	20 40
	Italy	294	595	294	595	44 10
	Japan.....	209	197	209	197	31 35
	Mexico.....	386	767	275	512	41 25
	Norway	6	24	6	24	0 90
	Turkey in Asia..	254	376	254	376	38 10
	Turkey in Europe	8	19	8	19	1 20
	United States...	22,794	82,945	22,892	83,203	3,433 80
	Total . . .	31,155	106,247	27,939	93,954	4,190 85
Rye.....	United Kingdom	96	268			
	Holland	9,855	7,474	9,855	7,474	985 50
	United States...	4,992	4,330	4,992	4,330	499 20
	Total.....	14,943	12,072	14,847	11,804	1,484 70
Wheat.....	United Kingdom	91	93	8	10	0 96
	Japan.....	7	5	7	5	0 84
	United States...	2,808,287	2,837,608	121,743	103,953	14,609 16
	Total....	2,808,385	2,837,706	121,758	103,968	14,610 96
Bran, mill feed, &c.....	United Kingdom		5,271			
	France.....		173		173	30 27
	United States...		33,061		33,023	5,779 23
	Total.....		38,505		33,196	5,809 50

SESSIONAL PAPER No. 11
OF IMPORTS—Continued.

FOR HOME CONSUMPTION.

Preferential Tariff.			Treaty Rates.			Total.		
Quantity.	Value.	Duty.	Quantity.	Value.	Duty.	Quantity.	Value.	Duty Collected.
Bush.	\$	\$ cts.	Bush.	\$	\$ cts.	Bush.	\$	\$ cts.
.....	829	713	124 35
.....	420	428	63 00
.....	1,249	1,141	187 35
.....	819,115	565,697	61,433 78
5,513	3,575	385 91	5,523	3,578	386 91
.....	440	454	44 00
.....	77,282	41,034	7,728 20
5,513	3,575	385 91	83,245	45,066	8,159 11
3,119	12,940	311 90	3,908	14,940	430 25
.....	291	164	43 65
347	499	34 70	383	544	40 10
.....	953	2,734	142 95
.....	22	10	3 30
.....	1,770	3,586	265 50
.....	4	18	0 60
.....	136	471	20 40
.....	294	595	44 10
.....	209	197	31 35
.....	275	512	41 25
.....	6	24	0 90
.....	254	376	38 10
.....	8	19	1 20
.....	22,892	83,203	3,433 80
3,466	13,439	346 60	31,405	107,393	4,537 45
96	268	6 72	96	268	6 72
.....	9,855	7,474	985 50
.....	4,992	4,330	499 20
96	268	6 72	14,943	12,072	1,491 42
83	83	6 64	91	93	7 60
.....	7	5	0 84
.....	121,743	103,953	14,609 16
83	83	6 64	121,841	104,051	14,617 60
.....	5,271	790 65	5,271	790 65
.....	173	30 27
.....	33,023	5,779 23
.....	5,271	790 65	33,467	6,609 15

3 GEORGE V., A. 1913

No. 1.—GENERAL STATEMENT

ARTICLES IMPORTED.	COUNTRIES.	TOTAL IMPORTS.		ENTERED		
		Quantity.	Value.	General Tariff.		
				Quantity.	Value.	Duty.
DUTIABLE GOODS— <i>Con.</i>		Cwt.	\$	Cwt.	\$	\$ cts.
Breadstuffs, &c.— <i>Con.</i>						
Buckwheat meal or flour.....	Turkey in Asia..	2	16	2	16	1 00
	United States...	1,872	6,791	1,872	6,791	936 00
	Total.....	1,874	6,807	1,874	6,807	937 00
Indian or corn meal.....	United States...	Brls. 41,899	124,921	Brls. 41,924	125,030	10,481 00
Oat meal and rolled oats....	United Kingdom	Lbs. 12,124	548	Lbs. 560	30	3 40
	Norway	505	5	505	5	3 00
	United States...	8,556	483	9,006	513	54 00
	Total.....	21,185	1,036	10,071	548	60 40
Rye flour.....	Norway	Brls. 59	120	Brls. 59	0	29 50
	United States...	4,383	17,599	4,383	17,59	2,191 50
	Total	4,442	17,719	4,442	17,719	2,221 00
Wheat flour.....	United Kingdom	21	115	15	85	9 00
	Newfoundland..	26	164	26	164	15 60
	China	3	8	3	8	1 80
	Norway	15	32	15	32	9 00
	United States...	47,003	198,489	47,152	199,388	28,291 20
	Total.....	47,068	198,808	47,211	199,677	28,326 60
Hominy, cracked, evaporated or dried corn.....	United States...		6,012		6,012	1,052 16
Cereal foods prepared, N.O.P.	United Kingdom		10,589		193	38 60
	Hong Kong.....		870		870	174 00
	China		5		5	1 00
	France.....		4		4	0 80
	Germany.....		4		4	0 80
	Japan.....		568		568	113 60
	Norway		5		5	1 00
	Turkey in Asia..		266		266	53 20
	United States...		59,956		59,924	11,984 80
	Total.....		72,267		61,839	12,367 80
Cereal foods prepared, in pack- ages not exceeding 25 lbs. weight each.	United Kingdom	Lbs. 159,358	20,450	Lbs. 2,083	405	101 25
	Hong Kong.....	1,960	64	1,960	64	16 00
	Newfoundland..	320	15	320	15	3 75
	Belgium.....	5,800	784	5,800	784	196 00
	China	80	2	80	2	50
	France.....	2,521	261	3,061	373	93 25
	Germany... ..	120	6	120	6	1 50
	Japan	4,646	251	4,646	251	62 75
	Norway	1,500	45	1,500	45	11 25
	United States...	3,114,326	155,348	3,116,267	156,704	39,176 00
	Total.....	3,290,631	177,226	3,135,837	158,649	39,662 25

SESSIONAL PAPER No. 11

OF IMPORTS—*Continued.*

FOR HOME CONSUMPTION.

Preferential Tariff.			Treaty Rates.			Total.		
Quantity.	Value.	Duty.	Quantity.	Value.	Duty.	Quantity.	Value.	Duty Collected.
Cwt.	\$	\$ cts.	Cwt.	\$	\$ cts.	Cwt.	\$	\$ cts.
.....	2	16	1 00
.....	1,872	6,791	936 00
.....	1,874	6,807	937 00
.....	Brls.
.....	41,924	125,030	10,481 00
Lbs.	Lbs.	Lbs.
11,564	518	46 25	12,124	548	49 65
.....	505	5	3 00
.....	9,006	513	54 00
11,564	518	46 25	21,635	1,066	106 65
Brls.	Brls.	Brls.
.....	59	120	29 50
.....	4,383	17,599	2,191 50
.....	4,442	17,719	2,221 00
6	30	2 40	21	115	11 40
.....	26	164	15 60
.....	3	8	1 80
.....	15	32	9 00
.....	47,152	199,388	28,291 20
6	30	2 40	47,217	199,707	28,329 00
.....	6,012	1,052 16
.....	10,407	1,561 05	10,600	1,599 65
.....	870	174 00
.....	5	1 00
.....	4	0 80
.....	4	0 80
.....	568	113 60
.....	5	1 00
.....	266	53 20
.....	59,924	11,984 80
.....	10,407	1,561 05	72,246	13,928 85
Lbs.	Lbs.	Lbs.
156,753	19,752	3,456 75	158,836	20,157	3,558 00
.....	1,960	64	16 00
.....	320	15	3 75
.....	5,800	784	196 00
.....	80	2	50
.....	3,061	373	93 25
.....	120	6	1 50
.....	4,646	251	62 75
.....	1,500	45	11 25
.....	3,116,267	156,704	39,176 00
156,753	19,752	3,456 75	3,292,590	178,401	43,119 00

3 GEORGE V., A. 1913

No. 1.—GENERAL STATEMENT

ARTICLES IMPORTED	COUNTRIES.	TOTAL IMPORTS.		ENTERED		
		Quantity.	Value.	General Tariff.		
				Quantity.	Value.	Duty.
DUTIABLE GOODS— <i>Con.</i>			\$		\$	\$ cts.
Breadstuffs— <i>Con.</i>						
All other breadstuffs, N.O.P.	United Kingdom		16,149		630	110 25
	Hong Kong.....		345		345	60 38
	Chile.....		84		71	12 41
	China		110		114	19 95
	France.....		1,287		1,287	225 23
	Germany.....		611		481	84 18
	Italy.....		8		8	1 40
	Japan.....		118		118	20 65
	Mexico.....		101		101	17 68
	Russia in Europe.....		489		489	85 58
	Turkey in Asia.....		193		193	33 78
	United States.....		61,362		61,296	10,727 56
	Total.....		80,857		65,133	11,399 05
Grain, flour, meal, &c., of all kinds when damaged by water in transit or prior to importation into Canada...	Newfoundland.....		54		54	13 50
	United States.....		517		517	129 25
	Total		571		571	142 75
Bricks and tiles. <i>See</i> Earthen- ware—						
Bath brick	United Kingdom		2,357			
	United States.....		542		542	147 97
	Total.....		2,899		542	147 97
		M.		M.		
Building brick	United Kingdom.....	2,325	27,345	16	155	34 87
	United States.....	48,748	438,652	48,748	438,652	98,697 35
	Total.....	51,073	465,997	48,764	438,807	98,732 22
Paving brick	United Kingdom.....	6,522	87,375			
	United States.....	5,016	78,275	5,016	78,275	17,612 08
	Total.....	11,538	165,650	5,016	78,275	17,612 08
Drain tiles, not glazed.....	United Kingdom.....		829			
	France.....		347		347	69 40
	United States.....		4,602		4,602	920 40
	Total.....		5,778		4,949	989 80
Drain pipes, sewer pipes and earthenware fittings there- for, chimney linings or vents, chimney tops and in- verted blocks, glazed or un- glazed.	United Kingdom.....		55,484		520	182 00
	Belgium.....		7		7	2 45
	Germany.....		30		30	10 50
	United States.....		350,961		350,961	122,836 35
	Total.....		406,482		351,518	123,031 30

SESSIONAL PAPER No. 11

OF IMPORTS—*Continued.*

FOR HOME CONSUMPTION.

Preferential Tariff.			Treaty Rates.			Total.		
Quantity.	Value.	Duty.	Quantity.	Value.	Duty.	Quantity.	Value.	Duty Collected.
	\$	\$ cts.		\$	\$ cts.		\$	\$ cts.
.....	15,933	2,389 95	16,563	2,500 20
.....	345	60 38
.....	71	12 41
.....	114	19 95
.....	1,287	225 23
.....	481	84 13
.....	8	1 40
.....	118	20 65
.....	191	17 68
.....	489	85 58
.....	193	33 78
.....	61,296	10,727 56
.....	15,933	2,389 95	81,066	13,789 00
.....	54	13 50
.....	517	129 25
.....	571	142 75
.....	2,428	364 20	2,428	364 20
.....	542	147 97
.....	2,428	364 20	2,970	512 17
M.	M.
2,309	27,190	3,398 93	2,325	27,345	3,433 80
.....	48,748	438,652	98,697 35
2,309	27,190	3,398 93	51,073	465,997	102,131 15
6,522	87,375	10,921 86	6,522	87,375	10,921 86
.....	5,016	78,275	17,612 08
6,522	87,375	10,921 86	11,538	165,650	28,533 94
.....	829	124 35	829	124 35
.....	347	69 40
.....	4,602	920 40
.....	829	124 35	5,778	1,114 15
.....	54,480	13,620 00	55,000	13,802 00
.....	7	2 45
.....	30	10 50
.....	350,961	122,336 35
.....	54,480	13,620 00	405,998	136,651 30

3 GEORGE V., A. 1913

No. 1.—GENERAL STATEMENT

ARTICLES IMPORTED.	COUNTRIES.	TOTAL IMPORTS.		ENTERED		
		Quantity.	Value.	General Tariff.		
				Quantity.	Value.	Duty.
DUTIABLE GOODS— <i>Con.</i>			\$		\$	\$ cts.
Bricks and tiles— <i>Con.</i>						
Manufactures of clay, N.O.P.	United Kingdom	162,582	162,582	7,263	7,263	1,634 17
	France	170	170	170	170	38 25
	Germany	794	794	794	794	178 65
	Norway	40	40	40	40	9 00
	United States	391,640	391,640	391,640	391,640	88,120 00
	Total	555,226	555,226	399,907	399,907	89,980 07
British gum, dry; sizing cream and enamel sizing		Lbs.		Lbs.		
	United Kingdom	498,643	14,008	8,254	279	27 90
	France	300	22	300	22	2 20
	Germany	21,000	1,432	1,000	72	7 20
	United States	840,714	32,476	840,714	32,476	3,247 60
	Total	1,360,657	47,938	850,268	32,849	3,284 90
Brooms and whisks						
	United Kingdom	1,686	1,686	27	27	5 40
	Hong Kong	10	10	10	10	2 00
	France	44	44	44	44	8 80
	Japan	94	94	94	94	18 80
	Norway	5	5	5	5	1 00
	United States	9,380	9,380	9,402	9,402	1,880 40
	Total	11,219	11,219	9,582	9,582	1,916 40
Brushes of all kinds						
	United Kingdom	76,486	76,486	6,185	6,185	1,700 88
	Hong Kong	129	129	129	129	35 48
	Aust.-Hungary	1,952	1,952	418	418	114 95
	Belgium	1,611	1,611	991	991	272 53
	China	121	121	121	121	33 28
	Denmark	94	94	94	94	25 85
	France	103,273	7,750	7,750	7,750	2,131 25
	Germany	45,123	44,823	44,823	44,823	12,326 33
	Holland	88	64	64	64	17 60
	Japan	93,451	17,451	17,451	17,451	4,799 03
	Norway	3	3	3	3	83
	Sweden	77	77	77	77	83
	Switzerland	75	75	75	75	83
	United States	217,444	217,438	217,438	217,438	59,797 28
	Total	539,927	539,927	295,470	295,470	81,256 12
Buttons, shoe, N.O.P.		Gross.		Gross.		
	United States	15,538	3,343	15,538	3,343	835 75
Buttons, all kinds, covered or not, N.O.P., including recognition buttons, and collar and cuff buttons						
	United Kingdom	107,909	107,909	12,488	12,488	4,370 80
	Australia	233	233	233	233	81 55
	Hong Kong	56	56	56	56	19 60
	Aust.-Hungary	48,439	5,830	5,830	5,830	2,040 50
	Belgium	4,716	1,548	1,548	1,548	541 80
	China	2	2	2	2	70
	France	30,569	861	861	861	301 35
	Germany	40,094	39,334	39,334	39,334	13,766 90

SESSIONAL PAPER No. 11
OF IMPORTS—*Continued.*

FOR HOME CONSUMPTION.

Preferential Tariff.			Treaty Rates.			Total.		
Quantity.	Value.	Duty.	Quantity.	Value.	Duty.	Quantity.	Value.	Duty Collected.
	\$	\$ cts.		\$	\$ cts.		\$	\$ cts.
.....	155,118	19,390 33	162,381	21,024 50
.....			170	38 25
.....			794	178 65
.....			40	9 00
.....			391,640	88,120 00
.....	155,118	19,390 33	555,025	109,370 40
Lbs. 490,389	13,729	686 45			Lbs. 498,643	14,008	714 35
.....			300	22
.....			1,000	72
.....			840,714	32,476
490,389	13,729	686 45			1,340,657	46,578	3,971 35
.....	1,659	248 85	1,686	254 25
.....			10	2 00
.....			44	8 80
.....			94	18 80
.....			5	1 00
.....			9,402	1,880 40
.....	1,659	248 85	11,241	2,165 25
.....	62,995	11,024 86	7,318	1,829 50	76,498	14,555 24
.....			129	35 48
.....			1,534	383 50	1,952	498 45
.....			620	155 00	1,611	427 53
.....			121	33 28
.....			94	25 85
.....			94,610	23,652 50	102,360	25,783 75
.....			44,823	12,326 33
.....			24	6 00	88	23 60
.....			75,913	18,978 25	93,364	23,777 28
.....			3	83
.....			77	19 25	77	19 25
.....			72	18 00	75	18 83
.....			217,438	59,797 28
.....	62,995	11,024 86	180,168	45,042 00	538,633	137,322 98
Gross.					Gross.		
.....					15,538	3,343	835 75
.....	72,067	16,215 59	23,116	6,934 80	107,671	27,521 19
.....			233	81 55
.....			56	19 60
.....			42,073	12,621 90	47,903	14,662 40
.....			3,168	950 40	4,716	1,492 20
.....			2	0 70
.....			29,632	8,889 60	30,493	9,190 95
.....			39,334	13,766 90

3 GEORGE V., A. 1913
No. 1.—GENERAL STATEMENT

ARTICLES IMPORTED.	COUNTRIES.	TOTAL IMPORTS.		ENTERED		
		Quantity.	Value.	General Tariff.		
				Quantity.	Value.	Duty.
DUTIABLE GOODS— <i>Con.</i>			\$		\$	\$ cts.
Buttons, all kinds— <i>Con.</i>	Holland.....	162	162	56 70
	Italy.....	5,282	5,349	1,872 15
	Japan.....	5,349	766	268 10
	Switzerland.....	41
	United States.....	311,592	311,829	109,140 15
	Total.....	554,444	378,458	132,460 30
Button blanks of animal shell, in the rough.....	United States.....	20,525	20,525	2,052 50
Candles—		Lbs.		Lbs.		
Paraffine wax.....	United Kingdom	90,485	7,470	2,116	767	191 75
	Hong-Kong.....	35	3	35	3	0 75
	Belgium.....	509	70	509	70	17 50
	China.....	16	2	16	2	0 50
	France.....	636	125	636	125	31 25
	Germany.....	2,020	333	2,200	333	83 25
	Holland.....	430	31	430	31	7 75
	United States.....	212,114	23,918	210,753	28,807	7,201 75
	Total.....	306,236	36,952	216,686	30,138	7,534 50
All other, N.O.P.	United Kingdom	158,234	12,249	945	130	32 50
	Hong Kong.	212	8	212	8	2 00
	Aust.-Hungary..	100	12	100	12	3 00
	France.....	750	66	750	66	16 50
	Germany	3,251	439	3,251	439	109 75
	Italy	110	33	110	33	9 50
	Japan	215	21	215	21	5 25
	Norway.....	30	2	30	2	0 50
	Sweden.....	220	24	220	24	6 00
	United States.....	294,516	40,953	287,399	40,239	10,059 75
	Total	457,638	53,812	293,232	40,979	10,244 75
Cane, reed or rattan, not further manufactured than split, N.O.P.....	United Kingdom	686	448	44 80
	Hong Kong.....	1,691	1,691	169 10
	China	24	24	2 40
	United States.....	53,220	53,220	5,322 00
	Total	55,621	55,383	5,538 30
Carriages and vehicles—		No.		No.		
Buggies, carriages, pleasure carts and vehicles, N.O.P..	United Kingdom	40	6,916	12	3,079	1,077 65
	United States.....	1,518	98,355	1,518	99,150	34,702 50
	Total	1,558	105,271	1,530	102,229	35,730 15
Cutters.....	United States.....	18	617	18	617	215 95
Farm wagons.....	United Kingdom	2	560
	United States.....	11,538	468,263	11,574	469,830	117,457 50
	Total	11,540	468,823	11,574	469,830	117,457 50

SESSIONAL PAPER No. 11

OF IMPORTS—*Continued.*

FOR HOME CONSUMPTION.

Preferential Tariff.			Treaty Rates.			Total.		
Quantity.	Value.	Duty.	Quantity.	Value.	Duty.	Quantity.	Value.	Duty Collected.
	\$	\$ cts.		\$	\$ cts.		\$	\$ cts.
.....	162	56 70
.....	5,349	1,872 15
.....	4,583	1,374 90	5,349	1,643 00
.....	41	12 30	41	12 30
.....	311,829	109,140 15
.....	72,067	16,215 59	102,613	30,783 90	553,138	179,459 79
.....	20,525	2,052 50
Lbs.	Lbs.
73,819	5,836	875 40	75,935	6,603	1,067 15
.....	35	3	0 75
.....	500	70	17 50
.....	16	2	0 50
.....	636	125	31 25
.....	2,200	333	83 25
.....	430	31	7 75
.....	210,753	28,807	7,201 75
73,819	5,836	875 40	290,505	35,974	8,409 90
156,813	12,051	1,807 65	157,758	12,181	1,840 15
.....	212	8	2 00
.....	100	12	3 00
.....	750	66	16 50
.....	3,251	439	109 75
.....	110	38	9 50
.....	215	21	5 25
.....	30	2	0 50
.....	220	24	6 00
.....	287,399	40,239	10,059 75
156,813	12,051	1,807 65	450,045	53,030	12,052 40
.....	238	17 88	686	62 68
.....	1,691	169 10
.....	24	2 40
.....	53,220	5,322 00
.....	238	17 88	55,621	5,556 18
No.
28	3,837	863 35	40	6,916	1,941 00
.....	1,518	99,150	34,702 50
28	3,837	863 35	1,558	106,066	36,643 50
.....	18	617	215 95
2	560	98 00	2	560	98 00
.....	11,574	469,830	117,457 50
2	560	93 00	11,576	470,390	117,555 50

3 GEORGE V., A. 1913
No. 1.—GENERAL STATEMENT

ARTICLES IMPORTED.	COUNTRIES.	TOTAL IMPORTS.		ENTERED		
		Quantity.	Value.	General Tariff.		
				Quantity.	Value.	Duty.
		No.	\$	No.	\$	\$ cts.
DUTIABLE GOODS— <i>Con.</i>						
Carriages and vehicles— <i>Con.</i>						
Freight wagons and drays...	United States...	1,830	146,180	1,777	144,163	36,040 75
Complete parts of farm and freight wagons, drays and sleighs.....	United Kingdom.....		980			
	United States...		139,300		139,300	34,825 00
Complete parts of buggies, carriages and vehicles, N.O.P., including parts of cutters, children's carriages and sleds, N.O.P.....			140,280		139,300	34,825 00
	United Kingdom.....		624			
	France.....		22		22	7 70
	Switzerland.				127	44 45
	United States...		35,999		35,999	12,599 65
	Total.		36,645		36,148	12,651 80
Cars, railway, passenger.....	United States...	20	208,469	20	208,469	62,540 70
Cars, railway, tram or horse.	United States...	3	5,307	3	5,307	1,592 10
Cars, railway, box and flat ..	United Kingdom.....	6	8,135			
	United States...	1,905	1,528,626	1,905	1,528,626	458,587 80
	Total.....	1,911	1,536,761	1,905	1,528,626	458,587 80
Cars, other, N.O.P.....	United Kingdom.....	158	9,341	1	110	33 00
	United States...	5,092	637,916	5,091	632,940	189,882 00
	Total.....	5,250	647,257	5,092	633,050	189,915 00
Cars, railway, parts of.....	United Kingdom.....		14,839			
	Belgium.....		6,447		6,447	1,934 10
	Germany.. . . .		34,694		34,694	10,408 20
	United States...		252,959		252,959	75,887 70
	Total.....		308,939		294,100	88,230 00
Scrapers, railway or road	United Kingdom.....		32			
	United States...		152,752		152,752	45,825 60
	Total.....		152,784		152,752	45,825 60
Sleighs.....	United States...	1,194	43,744	1,194	43,744	10,936 00
Wheelbarrows, trucks and hand-carts.....	United Kingdom.....	103	724			
	Norway.....	9	24	9	24	7 20
	United States...	17,543	104,038	17,544	104,063	31,218 90
	Total.....	17,655	104,786	17,553	104,087	31,226 10

SESSIONAL PAPER No. 11

OF IMPORTS—*Continued.*

FOR HOME CONSUMPTION.

Preferential Tariff.			Treaty Rates.			Total.		
Quantity.	Value.	Duty.	Quantity.	Value.	Duty.	Quantity.	Value.	Duty Collected.
No.	\$	\$ cts.	No.	\$	\$ cts.	No.	\$	\$ cts.
.....	1,777	144,163	36,040 75
.....	980	171 51	980	171 51
.....	139,300	34,825 00
.....	980	171 51	140,280	34,996 51
.....	624	140 41	624	140 41
.....	22	7 70
.....	127	44 45
.....	35,999	12,599 65
.....	624	140 41	36,772	12,792 21
.....	20	208,469	62,540 70
.....	3	5,307	1,592 10
6	8,135	1,627 00	6	8,135	1,627 00
.....	1,905	1,528,626	458,587 80
6	8,135	1,627 00	1,911	1,536,761	460,214 80
157	9,231	1,846 20	158	9,341	1,879 20
.....	5,091	632,940	189,882 00
157	9,231	1,846 20	5,249	642,281	191,761 20
.....	14,839	2,967 80	14,839	2,967 80
.....	6,447	1,934 10
.....	34,694	10,408 20
.....	252,959	75,887 70
.....	14,839	2,967 80	308,939	91,197 80
.....	32	6 40	32	6 40
.....	152,752	45,825 60
.....	32	6 40	152,784	45,832 00
.....	1,194	43,744	10,936 00
105	732	146 40	105	732	146 40
.....	9	24	7 20
.....	17,544	104,063	31,218 90
105	732	146 40	17,658	104,819	31,372 50

3 GEORGE V., A. 1913

No. 1.—GENERAL STATEMENT

ARTICLES IMPORTED.	COUNTRIES.	TOTAL IMPORTS.		ENTERED		
		Quantity.	Value.	General Tariff.		
				Quantity.	Value.	Duty.
DUTIABLE GOODS— <i>Con.</i>		No.	\$	No.	\$	\$ cts.
Carriages and vehicles— <i>Con.</i>	United Kingdom	7,771	139,010	89	1,837	551 10
Bicycles and tricycles, N.O.P.	United States...	3,538	47,434	3,546	47,311	14,193 30
	Total.....	11,309	186,444	3,635	49,148	14,744 40
Bicycles and tricycles, parts of	United Kingdom		25,995		2,514	754 20
	Germany.....		229		229	68 70
	United States...		17,114		17,157	5,147 10
	Total.....		43,338		19,900	5,970 00
Children's carriages and sleds...	United Kingdom		3,766		357	124 95
	Germany.....		528		528	184 80
	United States...		227,577		227,316	79,560 60
	Total.....		231,871		228,201	79,870 35
Carpets, N.O.P. (see woollens)...	United Kingdom	Yds. 1,893	1,182	Yds. 20	18	6 30
	United States...	920	400	920	400	140 00
	Total.....	2,813	1,582	940	418	146 30
Carpet linings and stair pads...	United Kingdom		331			
	United States...		3,733		3,733	933 25
	Total.....		4,064		3,733	933 25
Carpet sweepers.....	United States...	No. 1,450	No. 3,894	1,450	3,894	1,168 20
Cash registers.....	United States...	936	65,266	936	65,266	19,579 80
Celluloid, moulded into sizes for handles of knives and forks, not bored or otherwise manufactured; moulded celluloid balls and cylinders coated with tinfoil or not, but not finished or further manufactured, and celluloid lamp shade blanks and comb blanks.....	United Kingdom		3,001			
	United States...		13,770		13,770	1,377 00
	Total.....		16,771		13,770	1,377 00
Celluloid, manufactures of, N.O.P.....	United Kingdom		8,285		2,039	356 48
	Aust.-Hungary...		466		445	77 88
	Belgium.....		94		65	11 37
	China.....		4		4	0 70
	France.....		6,334		6,297	1,102 00
	Germany.....		4,892		4,892	856 10
	Switzerland.....		1		1	0 18
	United States...		43,376		43,383	7,592 52
	Total.....		63,452		57,126	9,997 23

SESSIONAL PAPER No. 11
OF IMPORTS—Continued.

FOR HOME CONSUMPTION.

Preferential Tariff.			Treaty Rates.			Total.		
Quantity.	Value.	Duty.	Quantity.	Value.	Duty.	Quantity.	Value.	Duty Collected.
No.	\$	\$ cts.	No.	\$	\$ cts.	No.	\$	\$ cts.
7,629	141,813	28,362 60	7,718	143,650	28,913 70
.....	3,546	47,311	14,193 30
7,629	141,813	28,362 60	11,264	190,961	43,107 00
.....	22,239	4,447 80	24,753	5,202 00
.....	229	68 70
.....	17,157	5,147 10
.....	22,239	4,447 80	42,139	10,417 80
.....	3,322	747 43	3,679	872 38
.....	528	184 80
.....	227,316	79,560 60
.....	3,322	747 43	231,523	80,617 78
Yds.	Yds.
1,873	1,164	291 00	1,893	1,182	297 30
.....	920	400	140 00
1,873	1,164	291 00	2,813	1,582	437 30
.....	331	5,793	331	57 93
.....	3,733	933 25
.....	331	5,793	4,064	991 18
No.	No.
.....	1,450	3,894	1,168 20
.....	936	65,266	19,579 80
.....	3,001	150 05	3,001	150 05
.....	13,770	1,377 00
.....	3,001	150 05	16,771	1,527 05
.....	6,277	941 55	8,316	1,298 03
.....	445	77 88
.....	65	11 37
.....	4	70
.....	6,297	1,102 00
.....	4,892	856 10
.....	1	18
.....	43,383	7,592 52
.....	6,277	941 55	63,403	10,938 78

3 GEORGE V., A. 1913

No. 1.—GENERAL STATEMENT

ARTICLES IMPORTED.	COUNTRIES.	TOTAL IMPORTS.		ENTERED		
		Quantity.	Value.	General Tariff.		
				Quantity	Value.	Duty.
DUTIABLE GOODS.			\$		\$	\$ cts.
Celluloid, xylonite or xyolite in sheets, lumps, blocks, rods or bars, not further manufactured than moulded or pressed..	United Kingdom		528	528	26 40
	France		2,243	2,243	112 15
	Germany.....		5,441	5,441	272 05
	United States... ..		112,094	112,094	5,604 70
	Total		120,306	120,306	6,015 30
Cement, hydraulic or waterlime		Cwt.		Cwt.		
	United Kingdom	144	114
	United States... ..	757	465	757	465	94 62
	Total	901	579	757	465	94 62
Cement, Portland.....	United Kingdom	679,780	215,492	2,419	1,652	302 37
	Hong Kong.....	77,208	38,292	65,208	28,505	8,151 00
	Belgium.....	29,010	7,498	488	112	61 00
	China	8	6	8	6	1 00
	Germany.....	3,604	1,726	3,604	1,726	450 50
	Norway	42	17	42	17	5 25
	United States... ..	1,802,373	673,394	1,802,373	673,394	225,296 82
	Total	2,592,025	936,425	1,874,142	705,412	234,267 94
Cement, N.O.P. and manufactures of, N.O.P.....	United Kingdom		2,927
	Belgium		130	130	29 25
	France.....		573	573	128 92
	Germany.....		14	14	3 15
	United States... ..		4,177	4,177	940 02
	Total		7,821	4,894	1,101 34
Chalk, prepared	United Kingdom		1,702	495	86 63
	Aust.-Hungary.. ..		749	749	131 08
	Belgium.....		30	30	5 25
	France.....		576	576	100 80
	Germany.....		1,535	1,535	268 63
	United States... ..		35,187	35,187	6,158 28
	Total		39,779	38,572	6,750 67
Charcoal.....	United Kingdom		36	16	2 80
	France.....		125	125	21 88
	Germany.....		8,102	8,102	1,417 85
	Japan.....		60	60	10 50
	Norway.....		3	3	53
	United States... ..		44,901	44,901	7,857 96
	Total... ..		53,227	53,207	9,311 52

SESSIONAL PAPER No. 11
OF IMPORTS—Continued.

FOR HOME CONSUMPTION.

Preferential Tariff.			Treaty Rates.			Total.		
Quantity.	Value.	Duty.	Quantity.	Value.	Duty.	Quantity.	Value.	Duty Collected.
	\$	\$ cts.		\$	\$ cts.		\$	\$ cts.
.....							528	26 40
.....							2,243	112 15
.....							5,441	272 05
.....							112,094	5,604 70
.....							120,306	6,015 30
Cwt.			Cwt.			Cwt.		
144	114	1,152			144	114	11 52
.....					757	465	94 62
144	114	1,152			901	579	106 14
677,361	213,840	54,188 88			679,780	215,492	54,491 25
.....			12,000	9,787	1,320 00	77,208	38,292	9,471 00
.....			28,522	7,386	3,137 42	29,010	7,498	3,198 42
.....					8	6	1 00
.....					3,604	1,726	450 50
.....					42	17	5 25
.....					1,802,373	673,394	225,296 82
677,361	213,840	54,188 88	40,522	17,173	4,457 42	2,592,025	936,425	292,914 24
.....	2,927	365 87	2,927	365 87
.....			130	29 25
.....			573	128 92
.....			14	3 15
.....			4,177	940 02
.....	2,927	365,87	7,821	1,467 21
.....	1,207	181 05	1,702	267 68
.....			749	131 08
.....			30	5 25
.....			576	100 80
.....			1,535	268 63
.....			35,187	6,158 28
.....	1,207	181 05	39,779	6,931 72
.....	20	3 00	36	5 80
.....			125	21 88
.....			8,102	1,417 85
.....			60	10 50
.....			3	53
.....			44,901	7,857 96
.....	20	3 00	53,227	9,314 52

3 GEORGE V., A. 1913
No. 1.—GENERAL STATEMENT

ARTICLES IMPORTED.	COUNTRIES.	TOTAL IMPORTS.		ENTERED		
		Quantity.	Value.	General Tariff.		
				Quantity.	Value.	Duty.
		Lbs.	\$	Lbs.	\$	\$ cts.
DUTIABLE GOODS— <i>Con.</i>						
Chicory, raw or green.....	United Kingdom	49,865	2,807			
	Belgium.....	18,173	740	18,173	740	545 19
	France.....	235	55	235	55	7 05
	United States.	13,144	938	13,144	938	394 32
	Total... ..	81,417	4,540	31,552	1,733	946 56
Chicory, kiln-dried, roasted or ground.....	United Kingdom	308,328	18,043	15,387	1,013	461 61
	Belgium.....	42,396	2,385	41,276	2,326	1,238 28
	France.....	16,740	676	16,740	676	502 20
	Holland..	1,238	84	1,238	84	37 14
	Miquelon & St. Pierre.....	300	23	300	23	9 00
	United States..	171,632	9,680	171,632	9,680	5,148 96
	Total... ..	540,634	30,891	246,573	13,802	7,397 19
Church vestments of any material.....	United Kingdom		5,892		347	69 40
	Aust.-Hungary..		65		65	13 00
	Belgium		67		67	13 40
	France.....		28,493		2,055	411 00
	Germany.....		68		68	13 60
	Holland.....		12		12	2 40
	Italy.....		114		114	22 80
	Russia in Europe		20		20	4 00
	United States...		1,686		1,686	337 20
	Total.....		36,417		4,434	886 80
Cider, clarified or refined.....		Galls.		Galls.		
	United Kingdom	680	747	810	887	81 00
	France.....	124	53	124	53	12 40
	Germany.....	2	5	2	5	20
	United States...	442	222	508	331	50 80
	Total.....	1,248	1,027	1,444	1,276	144 40
Cider, not clarified or refined.	United States...	228	181	228	181	11 40
Clocks, time recorders, clock and watch keys, clock movements and clock cases.....	United Kingdom		41,480		20,948	6,284 40
	B. W. Indies....		24		24	7 20
	Hong Kong.....		15		15	4 50
	Newfoundland..		89		80	24 00
	Aust.-Hungary..		819		524	157 20
	Belgium.....		5,432		5,259	1,577 70
	France.....		14,973		3,524	1,057 80
	Germany.....		107,131		108,436	32,530 80
	Holland		38		26	7 80
	Italy		12		12	3 60
	Switzerland. ...		1,365		933	279 90
	United States...		366,190		366,789	110,036 70
	Total.....		537,559		506,572	151,971 60

SESSIONAL PAPER No. 11

OF IMPORTS—Continued.

FOR HOME CONSUMPTION.

Preferential Tariff.			Treaty Rates.			Total.		
Quantity.	Value.	Duty.	Quantity.	Value.	Duty.	Quantity.	Value.	Duty Collected.
Lbs.	\$	\$ cts.	Lbs.	\$	\$ cts.	Lbs.	\$	\$ cts.
47,031	2,567	940 62	47,031	2,567	940 62
.....	18,173	740	545 19
.....	235	55	7 05
.....	13,144	938	394 32
47,031	2,567	940 62	78,583	4,300	1,887 18
291,249	16,925	5,824 98	306,636	17,938	6,286 59
.....	41,276	2,326	1,238 28
.....	16,740	676	502 20
.....	1,238	84	37 14
.....	300	23	9 00
.....	171,632	9,680	5,148 96
291,249	16,925	5,824 98	537,822	30,727	13,222 17
.....	4,702	587 98	843	147 52	5,892	804 90
.....	65	13 00
.....	67	13 40
.....	28,634	5,011 11	30,689	5,422 11
.....	68	13 60
.....	12	2 46
.....	114	22 80
.....	20	4 00
.....	1,686	337 20
.....	4,702	587 98	29,477	5,158 63	38,613	6,633 41
Galls.	Galls.	Galls.
.....	810	887	81 00
.....	124	53	12 40
.....	2	5	20
.....	508	331	50 80
.....	1,444	1,276	144 40
.....	228	181	11 40
.....	17,206	3,441 20	3,017	829 70	41,171	10,555 30
.....	24	7 20
.....	15	4 50
.....	80	24 00
.....	269	73 97	793	231 17
.....	173	47 57	5,432	1,625 27
.....	11,578	3,184 00	15,104	4,241 80
.....	108,436	32,530 80
.....	12	3 30	38	11 10
.....	12	3 60
.....	533	146 59	1,466	426 49
.....	366,789	110,036 70
.....	17,206	3,441 20	15,582	4,285 13	539,360	159,697 93

3 GEORGE V., A. 1913

No. 1.—GENERAL STATEMENT

ARTICLES IMPORTED.	COUNTRIES.	TOTAL IMPORTS.		ENTERED		
		Quantity.	Value.	General Tariff.		
				Quantity.	Value.	Duty.
DUTIABLE GOODS— <i>Con.</i>			\$		\$	\$ cts
Cloth, coated or sized, for manufacture of sensitized, blue or black print cloth.....	United Kingdom		1,951		97	14 55
	United States....		4,717		4,717	707 55
	Total		6,668		4,814	722 10
Clothes wringers and parts thereof for domestic use.....		No.		No.		
	United Kingdom	3	27			
	United States....	11,045	33,253	11,045	33,253	11,638 55
	Total.....	11,048	33,280	11,045	33,253	11,638 55
Coal, bituminous slack, such as will pass through a $\frac{3}{4}$ inch screen.....		Tons.		Tons.		
	United Kingdom	4,736	7,317	4,698	7,211	657 72
	United States....	1,675,405	2,123,865	1,679,690	2,114,241	235,156 60
	Total	1,680,141	2,131,182	1,684,388	2,121,452	235,814 32
Coal, bituminous, round, and run of the mine—and coal N.O.P.....						
	United Kingdom	6,485	14,748	1,191	2,481	631 23
	United States....	9,483,724	19,279,293	8,810,802	18,198,836	4,669,725 06
	Total.....	9,490,209	19,294,041	8,811,993	18,201,317	4,670,356 29
Cocoa carpeting, mats, rugs and matting.....	United Kingdom		12,865		39	9 75
	B. India.....		3,202			
	B. E. Indies, oth'r		124			
	Belgium.....		3,946		230	57 50
	China.....		85		85	21 25
	Germany.....		59		59	14 75
	German Oceania.....		12		12	3 00
	Holland.....		76			
	Japan.....		1,017			
	Spain.....		124		124	31 00
	United States....		3,281		2,968	742 00
	Total.....		24,791		3,517	879 25
Cocoanuts, imported from the place of growth by vessel direct to a Canadian port.....		No.		No.		
	B. W. Indies ...	3,367,736	81,751	87,551	1,869	437 76
Cocoanuts, N.O.P	United Kingdom	47,900	1,151	20,000	616	200 00
	B. Guiana.....	10,000	200	10,000	200	100 00
	B. W. Indies....			93	2	0 93
	United States....	524,482	18,929	524,482	18,929	5,244 82
	Total.....	582,382	20,280	554,575	19,747	5,545 75

SESSIONAL PAPER No. 11
OF IMPORTS—Continued.

FOR HOME CONSUMPTION.

Preferential Tariff.			Treaty Rates.			Total.		
Quantity.	Value.	Duty.	Quantity.	Value.	Duty.	Quantity.	Value.	Duty Collected.
	\$	\$ cts.		\$	\$ cts.		\$	\$ cts.
.....	1,854	185 40	1,951	199 95
.....			4,717	707 55
.....	1,854	185 40	6,668	907 50
No.						No.		
3	27	6 10			3	27	6 10
.....					11,045	33,253	11,638 55
3	27	6 10			11,048	33,280	11,644 65
Tons.						Tons.		
38	106	3 80			4,736	7,317	661 52
.....					1,679,690	2,114,241	235,156 60
38	106	3 80			1,684,426	2,121,558	235,818 12
4,243	10,393	1,485 05			5,434	12,874	2,116 28
.....					8,810,802	18,198,836	4,669,725 06
4,243	10,393	1,485 05			8,816,236	18,211,710	4,671,841 34
.....	12,908	2,259 05	7	1 57	12,954	2,270 37
.....	3,202	560 35	3,202	560 35
.....	124	21 70	124	21 70
.....			3,316	746 10	3,546	803 60
.....			85	21 25
.....			59	14 75
.....			12	3 00
.....			76	17 10	76	17 10
.....			1,017	228 86	1,017	228 86
.....			124	31 00
.....			2,968	742 00
.....	16,234	2,841 10	4,416	993 63	24,167	4,713 98
No.						No.		
3,269,546	79,769	9,808 61			3,357,097	81,638	10,246 37
27,900	535	181 35			47,900	1,151	381 35
.....					10,000	200	100 00
.....					93	2	0 93
.....					524,482	18,929	5,244 82
27,900	535	181 35			582,475	20,282	5,727 10

3 GEORGE V., A. 1913
No. 1.—GENERAL STATEMENT

ARTICLES IMPORTED.	COUNTRIES.	TOTAL IMPORTS.		ENTERED		
		Quantity.	Value.	General Tariff.		
				Quantity.	Value.	Duty.
DUTIABLE GOODS.		Lbs.	\$	Lbs.	\$	\$ cts.
Cocoanut, desiccated, sweetened or not.....	United Kingdom	95,527	9,244	650	61	32 50
	B. East Indies, other.....	279,642	25,726
	B. India.....	66,580	6,304
	B. Strait Settlements.....	12,682	1,621
	B. West Indies.....	42,612	4,004
	Hong Kong.....	9,710	849	9,710	849	485 50
	United States...	18,612	3,162	18,732	3,184	936 60
	Total	525,365	50,910	29,092	4,094	1,454 60
Cocoa paste, or liquor, chocolate paste or liquor, not sweetened, in blocks or cakes, and cocoa butter.....	United Kingdom	151,908	45,954	45,249	12,560	1,357 47
	B. E. Indies, other ... ,...	3,150	321	3,150	321	94 50
	B. India	1,500	128
	Belgium	6,905	2,027	6,905	2,027	207 15
	Brazil.....	3,987	1,294	3,987	1,294	119 61
	France.....	1,512	348	1,512	348	45 36
	Germany.	209,700	58,218	200,100	58,128	6,003 00
	Holland	536,099	144,079	536,769	143,483	16,103 07
	Italy	3,322	683	3,322	683	99 66
	Switzerland.....	11,400	2,384	11,840	2,509	355 20
	United States..	547,051	138,241	552,987	140,294	16,589 61
	Total	1,467,534	393,677	1,365,821	361,647	40,974 63
Cocoa paste or liquor, chocolate paste or liquor, sweetened, in blocks or cakes, not less than two pounds in weight.....	United Kingdom	38,102	7,204	13,500	1,975	472 50
	Belgium.....	5,000	924	5,000	924	175 00
	Holland.....	19,500	3,387	17,500	2,946	612 50
	Switzerland	10,295	1,874	10,795	1,975	377 83
	United States. .	607,158	109,086	605,558	108,686	21,194 52
	Total.....	680,055	122,475	652,353	116,506	22,832 35
Cocoa or chocolate, preparations of, in powdered form...	United Kingdom	806,516	192,752	24,582	7,390	1,478 00
	Belgium.....	1,571	348	1,571	348	69 60
	France	15,451	3,189	15,351	3,166	633 20
	Germany.....	2,354	308	6,128	896	179 20
	Holland	121,187	30,374	129,980	33,438	6,687 60
	Norway.....	448	83	448	83	16 60
	Switzerland....	11,895	4,443	12,015	4,474	894 80
	United States...	234,568	32,921	136,032	33,145	6,629 00
	Total.....	1,187,990	264,418	326,107	82,940	16,588 00
Cocoa shells and nibs.....	United Kingdom	922	77
	United States...	7,468	221	7,468	221	22 10
	Total.....	8,390	298	7,468	221	22 10

SESSIONAL PAPER No. 11
OF IMPORTS—Continued.

FOR HOME CONSUMPTION.

Preferential Tariff.			Treaty Rates.			Total.		
Quantity.	Value.	Duty.	Quantity.	Value.	Duty.	Quantity.	Value.	Duty Collected.
Lbs.	\$	\$ cts.		\$	\$ cts.	Lbs.	\$	\$ cts.
94,677	8,727	2,840 31	95,327	8,788	2,872 81
248,692	23,322	7,460 76	248,692	23,322	7,460 76
61,780	5,890	1,853 40	61,780	5,890	1,853 40
12,682	1,621	380 46	12,682	1,621	380 46
42,612	4,004	1,278 36	42,612	4,004	1,278 36
.....	9,710	849	485 50
.....	18,732	3,184	936 60
460,443	43,564	13,813 29	489,535	47,658	15,267 89
96,569	30,091	2,414 23	141,818	42,651	3,771 70
.....	3,150	321	94 50
.....	6,905	2,927	207 15
.....	3,987	1,294	119 61
.....	1,512	348	45 36
.....	200,100	58,128	6,003 00
.....	536,769	143,483	16,103 07
.....	3,322	683	99 66
.....	11,840	2,509	355 20
.....	552,987	140,294	16,589 61
96,569	30,091	2,414 23	1,462 390	391,738	43,388 86
27,842	5,700	765 65	41,342	7,675	1,238 15
.....	5,000	924	175 00
.....	17,500	2,946	612 50
.....	10,795	1,975	377 83
.....	605,558	108,686	21,194 52
27,842	5,700	765 65	680,195	122,206	23,598 00
747,814	177,960	26,694 00	772,396	185,350	23,172 00
.....	1,571	348	69 60
.....	15,351	3,166	633 20
.....	6,128	896	179 20
.....	129,980	33,438	6,687 60
.....	448	83	16 60
.....	12,015	4,474	894 80
.....	136,032	33,145	6,629 00
747,814	177,960	26,694 00	1,073 921	260,900	43,282 00
922	77	5 79	922	77	5 79
.....	7,468	221	22 10
922	77	5 79	8,390	298	27 89

3 GEORGE V., A. 1913
No. 1.—GENERAL STATEMENT

ARTICLES IMPORTED.	COUNTRIES.	TOTAL IMPORTS.		ENTERED		
		Quantity.	Value.	General Tariff.		
				Quantity.	Value.	Duty.
		Lbs.	\$	Lbs.	\$	\$ cts.
DUTIABLE GOODS— <i>Con.</i> Cocoa or chocolate, preparations of, N.O.P.....	United Kingdom	976,342	200,496	1,142	232	81 20
	Belgium.....	7,478	1,993	3,340	629	220 15
	France.....	9,300	2,170			
	Germany.....	39,976	7,579	5,648	1,005	351 75
	Holland.....	474,385	90,082			
	Switzerland.....	23,126	5,091	22,725	5,036	1,762 60
	United States...					
	Total	1,430,607	307,411	32,855	6,902	2,415 70
Coffee, green, N.O.P.....	United Kingdom	5,016	843	3,170	589	58 90
	Brazil.....	39,982	5,530			
	France.....	1,475	174	1,805	221	22 10
	Germany.....	6,665	1,185	6,665	1,185	118 50
	Hawaii.....	3,899	645	3,899	645	64 50
	Holland.....	1,250	197	1,250	197	19 70
	Norway.....	250	50	250	50	5 00
	United States...	187,135	28,606	190,006	28,942	2,894 20
	Total.....	245,672	37,230	207,045	31,829	3,182 90
Coffee, extract of, N.O.P., or substitute therefor of all kinds	United Kingdom	85,236	19,279	2,222	542	66 66
	Belgium.....	2,464	132	2,464	132	73 92
	United States...	34,517	2,949	34,427	2,937	1,032 81
	Total. ...	122,217	22,360	39,113	3,611	1,173 39
Coffee, roasted or ground, when not imported direct from the country of growth and production..	United Kingdom	7,279	2,169	1,028	320	52 56
	Russia in Europe	150	35			
	United States...	382,521	87,986	380,621	87,445	16,356 92
	Total.....	389,950	90,190	381,649	87,765	16,409 48
Coffee, roasted or ground, and all imitations thereof and substitutes therefor, including acorn nuts, N.O.P.....	United Kingdom	4,991	1,011	1,848	236	36 96
	B. W. Indies....	140	33	140	33	2 80
	United States...	178,491	14,519	178,466	14,513	3,569 32
	Total.....	183,622	15,563	180,454	14,782	3,609 08
Coffee, condensed, with milk...	United Kingdom	320	74
Collars of cotton or linen, xylonite, xylolite or celluloid.		Doz.		Doz.		
	United Kingdom	137,449	121,671	7,801	7,885	2,956 88
	Aust. Hungary..	58,277	52,413	49,860	46,746	17,530 12
	Belgium.....	60	44	60	44	16 50
	France.....	348	367	348	367	137 62
	Germany.....	16,405	14,544	16,405	14,544	5,454 00
	Switzerland.....	2,920	2,992	2,920	2,992	1,122 00
	United States...	169,708	180,256	169,708	180,256	67,596 00
	Total.....	385,167	372,287	247,102	252,834	94,813 12

SESSIONAL PAPER No. 11
OF IMPORTS—Continued.

FOR HOME CONSUMPTION.

Preferential Tariff.			Treaty Rates.			Total.		
Quantity.	Value.	Duty.	Quantity.	Value.	Duty.	Quantity.	Value.	Duty Collected.
Lbs.	\$	\$ cts.	Lbs.	\$	\$ cts.	Lbs.	\$	\$ cts.
916,862	193,556	43,550 25	43,339	3,746	1,217 45	961,343	197,534	44,848 90
.....	84	16	5 20	84	16	5 20
.....	378	77	25 03	3,718	706	245 18
.....
.....	38,457	8,145	2,647 12	44,105	9,150	2,998 87
.....	365,619	84,935	27,603 90	365,619	84,935	27,603 90
.....	22,725	5,036	1,762 60
916,862	193,556	43,550 25	447,877	96,919	31,498 70	1,397,594	297,377	77,464 65
.....
.....	3,170	589	58 90
.....
.....	1,805	221	22 10
.....	6,665	1,185	118 50
.....	3,899	645	64 50
.....	1,250	197	19 70
.....	250	50	5 00
.....	190,006	28,942	2,894 20
.....
.....	207,045	31,829	3,182 90
.....
81,651	18,413	1,633 02	83,873	18,955	1,699 68
.....	2,464	132	73 92
.....	34,427	2,937	1,032 81
81,651	18,413	1,633 02	120,764	22,024	2,806 41
.....
6,237	1,845	278 06	7,265	2,165	330 62
.....
.....	380,621	87,445	16,356 92
6,237	1,845	278 06	387,886	89,610	16,687 54
.....
3,143	775	47 15	4,991	1,011	84 11
.....	140	33	2 80
.....	178,466	14,513	3,569 32
3,143	775	47 15	183,597	15,557	3,656 23
.....
320	74	14 80	320	74	14 80
.....
Doz.	Doz.	Doz.
129,312	113,672	28,418 00	137,113	121,557	31,374 88
.....	49,860	46,746	17,530 12
.....	60	44	16 50
.....	348	367	137 62
.....	16,405	14,544	5,454 00
.....	2,920	2,992	1,122 00
.....	169,708	180,256	67,596 00
129,312	113,672	28,418 00	376,414	366,506	123,231 12

3 GEORGE V., A. 1913

No. 1.—GENERAL STATEMENT

ARTICLES IMPORTED.	COUNTRIES.	TOTAL IMPORTS.		ENTERED		
		Quantity.	Value.	General Tariff.		
				Quantity.	Value.	Duty.
DUTIABLE GOODS— <i>Con.</i>			\$		\$	\$ cts.
Combs.....	United Kingdom.....		70,009		7,745	2,710 75
	Hong Kong.....		30		30	10 50
	Aust. Hungary..		2,740		864	302 40
	France.....		17,451		1,391	486 85
	Germany.....		69,228		69,097	24,183 95
	Holland.....		2			
	Italy.....		41		41	14 35
	Japan.....		93		3	1 05
	Switzerland.....		618			
	United States...		53,255		53,441	18,704 35
	Total		213,467		132,612	46,414 20
Copper and manufactures of— Copper nails, tacks, rivets and burrs or washers.....	United Kingdom.....		731			
	Belgium.....		23		23	6 90
	Holland.....		23		23	6 90
	United States...		1,517		1,517	455 10
	Total... ..		2,294		1,563	468 90
Copper wire, plain, tinned or plated.....		Lbs.		Lbs.		
	United Kingdom.....	20,977	3,673	3,100	1,307	163 40
	Germany.....	2,055	150	2,055	150	18 75
	United States...	376,966	72,741	372,474	71,853	8,981 90
	Total.....	399,998	76,564	377,629	73,310	9,164 05
Copper wire cloth, or woven wire of copper.....	United Kingdom.....		6,979			
	Germany.....		227		227	56 75
	United States...		3,754		3,754	938 50
	Total.....		10,960		3,981	995 25
Copper, all other manufac- tures of, N.O.P.....	United Kingdom.....		20,233		563	168 90
	B. India.....		38		38	11 40
	Hong Kong.....		43		43	12 90
	Aust. Hungary..		31		14	4 20
	Belgium.....		25		7	2 10
	China.....		14		14	4 20
	France.....		4,901		46	13 80
	Germany.....		2,235		2,235	670 50
	Holland.....		234		67	20 10
	Italy.....		4		4	1 20
	Japan.....		262			
	Norway.....		64		64	19 20
	United States...		184,399		182,891	54,868 20
	Total.....		212,483		185,989	55,796 70
Cordage, cotton, of all kinds...	United Kingdom.....	347,837	40,916	1,975	288	72 00
	Aust. Hungary..	128	32	128	32	8 00
	Belgium.....	800	148	800	148	37 00
	Germany.....	1,078	202	1,078	262	50 50
	Norway.....	7,000	545	7,000	545	136 25
	United States...	166,952	22,359	156,008	21,487	5,371 75
	Total.....	523,795	64,202	166,989	22,702	5,675 50

SESSIONAL PAPER No. 11
OF IMPORTS—*Continued.*

FOR HOME CONSUMPTION.

Preferential Tariff.			Treaty Rates.			Total.		
Quantity.	Value.	Duty.	Quantity.	Value.	Duty.	Quantity.	Value.	Duty Collected.
	\$	\$ cts.		\$	\$ cts.		\$	\$ cts.
54,214		12,198 40	7,655		2,487 49	69,614		17,396 64
						30		10 50
			1,778		578 50	2,642		880 90
			15,990		5,196 65	17,381		5,683 50
						69,097		24,183 95
			2		0 65	2		0 65
						41		14 35
			90		29 25	93		30 30
			618		200 85	618		200 85
						53,441		18,704 35
54,214		12,198 40	26,133		8,493 39	212,959		67,105 99
731		146 20				731		146 20
						23		6 90
						23		6 90
						1,517		455 10
731		146 20				2,294		615 10
Lbs. 17,672	2,325	174 33	Lbs.			Lbs. 20,772	3,632	337 78
						2,055	150	18 75
						372,474	71,853	8,981 90
17,672	2,325	174 38				395,301	75,635	9,338 43
6,979		1,221 34				6,979		1,221 34
						227		56 75
						3,754		938 50
6,979		1,221 34				10,960		2,216 59
19,699		3,939 80				20,262		4,108 70
						38		11 40
						43		12 90
			17		4 67	31		8 87
			18		4 95	25		7 05
						14		4 20
			4,855		1,335 16	4,901		1,348 96
						2,235		670 50
			167		45 82	234		65 92
						4		1 20
			262		72 15	262		72 15
						64		19 20
						182,894		54,868 20
19,699		3,939 80	5,319		1,462 75	211,007		61,199 25
345,865	40,647	8,129 40				347,840	40,935	8,201 40
						128	32	8 00
						800	148	37 00
						1,078	202	50 50
						7,000	545	136 25
						156,608	21,487	5,371 75
345,865	40,647	8,129 40				512,854	63,349	13,804 90

3 GEORGE V., A. 1913
No. 1.—GENERAL STATEMENT

ARTICLES IMPORTED.	COUNTRIES.	TOTAL IMPORTS.		ENTERED		
		Quantity.	Value.	General Tariff.		
				Quantity.	Value.	Duty.
		Lbs.	\$	Lbs.	\$	\$ cts.
DUTIABLE GOODS— <i>Con.</i>						
Cordage and twines of all kinds, N.O.P.....	United Kingdom	1,989,972	200,200	17,489	2,473	618 25
	Hong Kong.....	2,480	210	2,480	210	52 50
	Newfoundland and Labrador..	200	24	200	24	6 00
	Aust.-Hungary..	23,966	2,137	23,966	2,137	534 25
	Belgium.....	8,688	836	8,163	781	195 25
	France.....	90	47	90	47	11 75
	Germany.....	9,314	1,141	9,314	1,141	285 25
	Japan.....	316	20	316	20	5 00
	Norway.....	16,069	3,230	16,069	3,230	807 50
	United States...	1,092,760	124,309	1,065,530	122,935	30,733 75
	Total.....	3,143,855	332,754	1,143,617	132,998	33,249 50
Corks, manufactured from cork- wood, over three-fourths of an inch in diameter measured at the larger end.....	United Kingdom	51,635	25,235	51,470	26,688	2,573 50
	Aust.-Hungary..	847	434	847	434	42 35
	France.....	927	477	925	488	46 25
	Germany.....	2,439	362	2,439	362	121 95
	Portugal.....	126,304	37,209	126,513	37,337	6,325 65
	Spain.....	85,771	26,846	96,939	28,756	4,846 95
	United States...	16,783	8,867	16,798	8,873	839 90
	Total.....	284,706	99,430	295,931	102,938	14,796 55
Corks, manufactured from cork- wood, three-fourths of an inch and less in diameter measur- ed at the larger end.....	United Kingdom	2,354	1,415	474	172	37 92
	France.....	5	12	5	12	40
	Germany.....	20	57	20	57	1 60
	Portugal.....	31,711	9,168	32,519	9,415	2,601 52
	Spain.....	10,971	4,822	11,069	4,868	885 52
	United States...	4,635	2,524	4,635	2,524	370 80
	Total.....	49,696	17,998	48,722	17,048	3,897 76
Manufactures of corkwood or cork bark, N.O.P., includ- ing strips, shives, shells and washers of cork.....	United Kingdom		22,032		14,784	2,956 80
	Aust.-Hungary..		16		16	3 20
	France.....		82		82	16 40
	Germany.....		477		477	95 40
	Portugal.....		7,100		7,100	1,420 00
	Spain.....		58,763		58,365	11,673 00
	United States...		140,672		140,649	28,129 80
	Total.....		229,142		221,473	44,294 60
Corsets of all kinds.....	United Kingdom		16,865		12,551	4,392 85
	Aust.-Hungary..		85			
	Belgium.....		3,892		102	35 70
	France.....		3,187		754	263 90
	Germany.....		195		195	68 25
	Switzerland.....		299			
	United States...		465,169		465,603	162,961 05
	Total.....		489,692		479,205	167,721 75

SESSIONAL PAPER No. 11
OF IMPORTS—Continued.

FOR HOME CONSUMPTION.

Preferential Tariff.			Treaty Rates.			Total.		
Quantity.	Value.	Duty.	Quantity.	Value.	Duty.	Quantity.	Value.	Duty Collected.
Lbs.	\$	\$ cts.	Lb.,	\$	\$ cts.	Lbs.	\$	\$ cts.
1,965,746	197,441	39,488 20				1,983,235	199,914	40,106 45
						2,480	210	52 50
						200	24	6 00
						23,966	2,137	534 25
						8,163	781	195 25
						90	47	11 75
						9,314	1,141	285 25
						316	20	5 00
						16,069	3,230	807 50
						1,065,530	122,935	30,733 75
1,965,746	197,441	39,488 20				3,109,363	330,439	72,737 70
5,326	2,564	213 04				56,796	29,252	2,786 54
						847	434	42 35
						925	488	46 25
						2,439	362	121 95
						126,513	37,337	6,325 65
						96,939	28,756	4,846 95
						16,798	8,873	839 90
5,326	2,564	213 04				301,257	105,502	15,009 59
2,032	1,276	121 92				2,506	1,448	159 84
						5	12	40
						20	57	1 60
						32,519	9,415	2,601 52
						11,069	4,868	885 52
						4,635	2,524	370 80
2,032	1,276	121 92				50,754	18,324	4,019 68
	7,818	1,172 70					22,602	4,129 50
							16	3 20
							82	16 40
							477	95 40
							7,100	1,420 00
							58,365	11,673 00
							140,649	28,129 80
	7,818	1,172 70					229,291	45,467 30
	3,758	939 50		516	167 70		16,825	5,500 05
				85	27 63		85	27 63
				3,790	1,231 75		3,892	1,267 45
				2,433	790 73		3,187	1,054 63
							195	68 25
				299	97 17		299	97 17
							465,603	162,961 05
	3,758	939 50		7,123	2,314 98		490,086	170,976 23

3 GEORGE V., A. 1913

No. 1.—GENERAL STATEMENT

ARTICLES IMPORTED.	COUNTRIES.	TOTAL IMPORTS.		ENTERED		
		Quantity.	Value.	General Tariff.		
				Quantity.	Value.	Duty.
DUTIABLE GOODS— <i>Con.</i>			\$		\$	\$ cts.
Corset clasps, busks, blanks and steels, and covered corset wires cut to length, tipped or untipped, reed, rattan and horn covered.....	United Kingdom.....	164				
	Germany.....	901		901		315 35
	United States....	14,645		14,645		5,125 75
	Total.....	15,710		15,546		5,441 10
Costumes and scenery, theatrical.....	United Kingdom.....	100		100		25 00
	United States....	6,855		7,035		1,747 00
	Total.....	6,955		7,135		1,772 00
Cotton, manufactures of— Duck, gray or white, N.O.P., weighing over 8 oz. per square yard.....		Yds.		Yds.		
	United Kingdom.....	758,632	160,684	687	92	18 40
	Germany.....	144	29	144	29	5 80
	United States....	1,364,198	450,164	1,364,198	450,164	90,032 80
	Total.....	2,122,974	610,877	1,365,029	450,285	90,057 00
Embroideries, white and green coloured.....	United Kingdom.....	424,401		24,285		4,857 00
	B. India.....	39		39		7 80
	Hong Kong.....	245		245		49 00
	Malta.....	81		81		16 20
	Aust.-Hungary.....	17,345		2,003		400 60
	Belgium.....	12,874		71		14 20
	France.....	67,595		1,617		323 40
	Germany.....	47,007		45,820		9,164 00
	Japan.....	668				
	Portugal.....	169		169		33 80
	Switzerland.....	895,858		14,218		2,843 60
	United States....	33,110		33,530		6,706 00
	Total.....	1,499,392		122,078		24,415 60
Gray, unbleached cotton fabrics.....	United Kingdom.....	4,396,135	350,673	22,640	3,798	949 50
	Belgium.....	1,353	54	1,353	54	13 50
	France.....	1,258	271	1,258	271	67 75
	Germany.....	8,632	1,898	8,632	1,898	474 50
	Holland.....	101	10	101	10	2 50
	Japan.....	880	101	880	101	25 25
	United States....	5,464,840	274,217	5,464,840	274,217	68,554 25
	Total.....	9,873,199	627,224	5,499,704	280,349	70,087 25

SESSIONAL PAPER No. 11
OF IMPORTS—Continued.

FOR HOME CONSUMPTION.

Peferential Tariff.			Treaty Rates.			Total.		
Quantity.	Value.	Duty.	Quantity.	Value.	Duty.	Quantity.	Value.	Duty Collected.
	\$	\$ cts.		\$	\$ cts.		\$	\$ cts.
.....	164	36 92	164	36 92
.....	901	315 35
.....	14,645	5,125 75
.....	164	36 92	15,710	5,478 02
.....
.....	100	25 00
.....	7,035	1,747 00
.....	7,135	1,772 00
.....
Yds.			Yds.			Yds.		
752,507	159,182	23,877 30	753,194	159,274	23,895 70
.....	144	29	5 80
.....	1,364,198	450,164	90,632 80
752,507	159,182	23,877 30	2,117,536	609,467	113,934 30
.....
.....	36,866	4,608 39	360,241	63,042 18	421,392	72,507 57
.....	39	7 80
.....	245	49 00
.....	81	16 20
.....	16,108	2,818 90	18,111	3,219 50
.....	12,652	2,214 10	12,723	2,228 30
.....	65,586	11,477 55	67,203	11,800 95
.....	45,820	9,164 00
.....	654	114 45	654	114 45
.....	169	33 80
.....	868,561	151,998 56	882,779	154,842 16
.....	33,530	6,706 00
.....	36,866	4,608 39	1,323,802	231,665 74	1,482,746	260,689 73
.....
4,732,046	346,457	51,968 55	4,754,686	350,255	52,918 05
.....	1,353	54	13 50
.....	1,258	271	67 75
.....	8,632	1,898	474 50
.....	101	10	2 50
.....	880	101	25 25
.....	5,464,840	274,217	68,554 25
4,732,046	346,457	51,968 55	10,231,750	626,806	122,055 80

3 GEORGE V., A. 1913

No. 1.—GENERAL STATEMENT

ARTICLES IMPORTED.	COUNTRIES.	TOTAL IMPORTS.		ENTERED		
		Quantity.	Value.	General Tariff.		
				Quantity.	Value.	Duty.
DUTIABLE GOODS— <i>Con.</i>		Yds.	\$	Yds.	\$	\$ cts.
Cotton, mfrs. of— <i>Con.</i> White or bleached cotton fabrics.....	United Kingdom	21,686,433	1,995,078	329,592	41,963	10,490 75
	Hong Kong.....	68	20	68	20	5 00
	Aust.-Hungary .	3,825	408	3,825	408	102 00
	Belgium.....	7,417	1,520	7,417	1,520	380 00
	France	95,805	13,606	93,164	13,192	3,298 00
	Germany.....	52,801	4,953	52,801	4,953	1,238 25
	Holland	3,715	346	3,715	346	86 50
	Japan	7,289	638	7,289	638	159 50
	Spain.....	430	124	430	124	31 00
	Switzerland.....	88,217	11,311	89,485	11,473	2,868 25
	United States...	4,417,292	360,100	4,415,608	358,993	89,748 25
	Total.....	26,363,292	2,388,104	5,003,394	433,630	108,407 50
Tailors' hollands of cotton, and towelling in the web...	United Kingdom	2,395,290	167,606	18,801	1,428	357 00
	France	1,200	118	1,200	118	29 50
	Germany.....	782	126	782	126	31 50
	Switzerland.....	10	1	10	1	25
	United States...	13,213	1,326	13,213	1,326	331 50
	Total.	2,410,495	169,177	34,006	2,999	749 75
Fabrics printed, dyed or coloured, N.O.P....	United Kingdom	46,665,951	4,513,835	848,609	133,345	43,336 73
	Kong Kong.....	1,955	247	1,955	247	80 28
	Aust.-Hungary .	11,736	1,326	8,722	804	261 30
	Belgium.....	7,882	1,935	7,882	1,935	628 88
	China.....	20	6	20	6	1 95
	France.....	236,233	49,225	235,028	49,123	15,965 00
	Germany.....	215,300	36,127	215,450	36,027	11,708 80
	Holland.....	1,395	264	1,395	264	86 00
	Italy	10	6	10	6	1 95
	Japan.....	56,030	6,375	56,030	6,375	2,071 90
	Russia in Europe	58	30	58	30	9 75
	Switzerland.....	39,948	5,083	39,948	5,083	1,652 00
	United States...	11,165,849	1,163,793	11,196,760	1,167,528	379,448 37
	Total.....	58,402,367	5,778,252	12,611,867	1,400,773	455,252 91
Jeans, coutilles and sateens, imported by corset and dress stay manufacturers, for use exclusively for the manufacture of such articles in their own factories.....	United Kingdom	1,672,636	186,348	288	186	37 20
	France.....	4,257	755	4,257	755	151 00
	Germany.	3,164	900	3,164	900	180 00
	Turkey in Asia..	440	101	440	101	20 20
	United States...	637,815	81,593	637,815	81,593	16,318 60
	Total.....	2,318,312	269,697	645,964	83,535	16,707 00

SESSIONAL PAPER No. 11

OF IMPORTS—*Continued.*

FOR HOME CONSUMPTION.

Peferential Tariff.			Treaty Rates.			Total.		
Quantity.	Value.	Duty.	Quantity.	Value.	Duty.	Quantity.	Value.	Duty Collected.
Yds.	\$	\$ cts.	Yds.	\$	\$ cts.	Yds.	\$	\$ cts.
21,511,841	1,960,003	343,003 83	21,841,433	2,001,966	353,494 53
.....	68	20	5 00
.....	3,825	408	102 00
.....	7,417	1,520	330 00
.....	93,164	13,192	3,298 00
.....	52,801	4,953	1,238 25
.....	3,715	346	86 50
.....	7,289	638	159 50
.....	430	124	31 00
.....	89,485	11,473	2,868 25
.....	4,415,608	358,993	89,748 25
21,511,841	1,960,003	343,003 83	26,515,235	2,393,633	451,411 33
.....
2,346,410	164,642	28,813 11	2,365,211	166,070	29,170 11
.....	1,200	118	29 50
.....	782	126	31 50
.....	10	1	0 25
.....	13,213	1,326	331 50
2,346,410	164,642	28,813 11	2,380,416	167,641	29,562 86
.....
46,029,380	4,428,393	1,107,098 25	46,877,989	4,561,738	1,150,434 98
.....	1,955	247	80 28
.....	8,722	804	261 39
.....	7,882	1,935	628 88
.....	20	6	1 95
.....	235,028	49,123	15,965 00
.....	215,450	36,027	11,708 80
.....	1,395	264	86 00
.....	10	6	1 95
.....	56,030	6,375	2,071 90
.....	58	30	9 75
.....	39,948	5,083	1,652 00
.....	11,196,760	1,167,528	379,448 37
46,029,380	4,428,393	1,107,098 25	58,641,247	5,829,166	1,562,351 16
.....
1,672,348	186,162	23,270 39	1,672,636	186,348	23,307 59
.....	4,257	755	151 00
.....	3,164	900	180 00
.....	440	101	20 20
.....	637,815	81,593	16,318 60
1,672,348	186,162	23,270 39	2,318,312	269,697	39,977 39

3 GEORGE V., A. 1913
No. 1.—GENERAL STATEMENT

ARTICLES IMPORTED.	COUNTRIES.	TOTAL IMPORTS.		ENTERED		
		Quantity.	Value.	General Tariff.		
				Quantity.	Value.	Duty.
DUTIABLE GOODS— <i>Con.</i>			\$		\$	\$ cts.
Cotton, mfrs. of— <i>Con.</i>						
Handkerchiefs.....	United Kingdom.....	556,512	4,664	1,632	40	
	Hong Kong.....	476	166	60		
	Belgium.....	620	191	66	85	
	China.....	14	14	4	90	
	France.....	8,269	112	39	20	
	Germany.....	1,349	1,349	472	15	
	Japan.....	3,247	239	83	65	
	Portugal.....	26	26	9	10	
	Switzerland.....	49,125	499	174	65	
	United States.....	6,677	6,677	2,336	95	
	Total.....	626,315	14,247	4,986	45	
		Lbs.		Lbs.		
Batts, batting and sheet wadding.....	United Kingdom.....	2,477	442	1,241	126	31 50
	Aust.-Hungary.....	105	16	105	16	4 00
	Japan.....	2,941	384	2,941	384	96 00
	Switzerland.....	1,700	218	1,700	218	54 50
	United States.....	200,480	23,785	200,480	23,785	5,946 25
	Total.....	207,703	24,845	206,467	24,529	6,132 25
		Yds.		Yds.		
Bobbinet, (white cotton) plain in the web.....	United Kingdom.....	410,218	48,946	3,976	302	75 50
	France.....	2,861	606			
	Japan.....	940	213			
	Switzerland.....	280	26			
	United States.....	8,615	974	8,615	974	243 50
	Total.....	422,914	50,765	12,591	1,276	319 00
		Lbs.		Lbs.		
Knitting yarn, hosiery yarn or other cotton yarn, dyed or not, N.O.P.....	United Kingdom.....	282,897	73,990	8,646	1,556	389 00
	Belgium.....	1,100	626	1,100	626	156 50
	France.....	500	223	500	223	55 75
	Germany.....	1,295	275	1,295	275	68 75
	United States.....	296,953	69,444	296,953	69,444	17,361 00
	Total.....	582,745	144,558	308,494	72,124	18,031 00
Cotton warps.....	United States.....	4,666	4,666	1,166	50	
Seamless bags.....	United Kingdom.....	9,517	219	43	80	
	Denmark.....	53	53	10	60	
	Holland.....	117	117	23	40	
	United States.....	17,041	17,101	3,420	20	
	Total.....	26,728	17,490	3,498	00	

SESSIONAL PAPER No. 11

OF IMPORTS—Continued.

FOR HOME CONSUMPTION.

Preferential Tariff.			Treaty Rates.			Total.		
Quantity.	Value.	Duty.	Quantity.	Value.	Duty.	Quantity.	Value.	Duty Collected.
	\$	\$ cts.		\$	\$ cts.		\$	\$ cts.
.....	513,402	128,350 50	31,953	10,384 73	550,019	140,367 63
.....			429	138 45	476	166 60
.....			620	205 30
.....			8,157	2,651 03	14	4 90
.....			8,269	2,690 23
.....			3,121	1,014 33	1,349	472 15
.....			3,360	1,097 98
.....			48,739	15,841 21	26	9 10
.....			49,238	16,015 86
.....			6,677	2,336 95
.....	513,402	128,350 50	92,399	30,029 75	620,048	163,366 70
Lbs.			Lbs.			Lbs.		
1,095	260	45 49			2,336	386	76 99
.....					105	16	4 00
.....					2,941	384	96 00
.....					1,700	218	54 50
.....					200,480	23,785	5,946 25
1,095	260	45 49			207,562	24,789	6,177 74
Yds.			Yds.			Yds.		
393,818	46,820	7,023 00	2,413	331	74 43	400,207	47,453	7,172 93
.....			2,861	606	136 35	2,861	606	136 35
.....			940	213	47 98	940	213	47 98
.....			280	26	5 85	280	26	5 85
.....					8,615	974	243 50
393,818	46,820	7,023 00	6,494	1,176	264 61	412,903	49,272	7,606 61
Lbs.			Lbs.			Lbs.		
274,251	72,434	12,676 29			282,897	73,990	13,065 29
.....					1,100	626	156 50
.....					500	223	55 75
.....					1,295	275	68 75
.....					296,953	69,444	17,361 00
274,251	72,434	12,676 29			582,745	144,558	30,707 29
.....			4,666	1,166 50
.....				
.....	9,153	1,372 95	9,372	1,416 75
.....			53	10 60
.....			117	23 40
.....			17,101	3,420 20
.....	9,153	1,372 95	26,643	4,870 95

3 GEORGE V., A. 1913
No. 1.—GENERAL STATEMENT

ARTICLES IMPORTED.	COUNTRIES.	TOTAL IMPORTS.		ENTERED		
		Quantity.	Value.	General Tariff.		
				Quantity.	Value.	Duty.
DUTIABLE GOODS— <i>Con.</i>			\$		\$	\$ cts.
Cotton, mfrs. of— <i>Con.</i> Sheets, bed quilts, pillow cases and damask of cotton in the piece, including unco- loured table cloths or nap- kins of cotton	United Kingdom B. India Hong Kong Malta Aust.-Hungary Belgium China France Germany Holland Italy Japan Portugal Spain Switzerland Turkey in Europe United States Total Doz. Doz. Doz. Doz. Doz.
Shirts of cotton	United Kingdom Hong Kong Aust.-Hungary Belgium France Germany Japan United States Total Doz. Doz. Doz. Doz. Doz.
Sewing thread on spools.	United Kingdom Belgium France Germany Japan United States Total Lbs. Lbs. Lbs. Lbs. Lbs.
Sewing cotton thread in hanks	United Kingdom France Germany United States Total Lbs. Lbs. Lbs. Lbs. Lbs.
Crochet and knitting cotton.	United Kingdom Belgium France Germany United States Total Lbs. Lbs. Lbs. Lbs. Lbs.

SESSIONAL PAPER No. 11
OF IMPORTS—Continued.

FOR HOME CONSUMPTION.

Preferential Tariff.			Treaty Rates.			Total.		
Quantity.	Value.	Duty.	Quantity.	Value.	Duty.	Quantity.	Value.	Duty Collected.
	\$	\$ cts.		\$	\$ cts.		\$	\$ cts.
.....	672,439	134,487 80	691,846	141,209 90
.....			18	5 40
.....			1,620	486 00
.....			21	6 30
.....			1,358	407 40
.....			365	109 50
.....			270	81 00
.....			1,927	578 10
.....			27,411	8,223 30
.....			17	5 10
.....			6	1 80
.....			5,869	1,760 70
.....			109	32 70
.....			138	41 40
.....			1,501	450 30
.....			327	98 10
.....			54,997	16,499 10
.....	672,439	134,487 80	790,800	169,996 10
Doz. 38,370	189,326	47,331 50	Doz. 144	759	246 70	Doz. 39,315	194,849	49,245 60
.....			16	14 35
.....			587	4,569	902	6,932
.....			17	134	19	163
.....			50	503
.....			291	1,457
.....			59	244	61	286
.....			49,586	264,225
.....				92,478 75
38,370	189,326	47,331 50	807	5,706	1,854 52	90,240	468,456	144,884 42
.....	275,711	48,249 69	507	114 10	279,684	49,230 29
.....			6,407	1,441 60	6,842	1,550 35
.....			2,642	594 49	3,829	891 24
.....			1,860	465 00
.....			5	1 25
.....			231,522	57,880 50
.....	275,711	48,249 69	9,556	2,150 19	523,742	110,018 63
Lbs. 261,397	174,141	17,414 10	Lbs.			Lbs. 261,741	174,327	17,442 00
.....			1,660	190 35
.....			11,405	3,711
.....			5,536	2,832
.....				424 80
261,397	174,141	17,414 10			280,442	182,139	18,613 80
11,444	5,922	1,036 36	185	192	43 20	12,798	6,629	1,208 31
.....			2,925	1,686
.....			576	376
.....			301	206	46 36	3,100	1,609
.....			44,288	23,590
.....				5,897 50
11,444	5,922	1,036 36	486	398	89 56	63,687	33,890	8,018 42

3 GEORGE V., A. 1913
No. 1.—GENERAL STATEMENT

ARTICLES IMPORTED.	COUNTRIES.	TOTAL IMPORTS.		ENTERED		
		Quantity.	Value.	General Tariff.		
				Quantity.	Value.	Duty.
		Lbs.	\$	Lbs.	\$	\$ cts.
DUTIABLE GOODS— <i>Con.</i>						
Cotton, in frs. of— <i>Con.</i>						
All other cotton thread, N.O.P.	United Kingdom	32,104	16,034	7,491	3,016	754 00
	Belgium.....	2,623	1,152	2,068	839	209 75
	France.....	864	542	110	71	17 75
	Germany.....	938	433	938	433	108 25
	Switzerland.....	250	103	250	103	25 75
	United States...	66,177	31,374	66,177	31,374	7,843 50
	Total . . .	102,956	49,638	77,034	35,836	8,959 00
Clothing, N.O.P.	United Kingdom		770,281		46,740	16,359 00
	B. W. Indies...		100		100	35 00
	Hong Kong.....		789		789	276 15
	Aust. Hungary..		7,219		2,231	780 85
	Belgium.....		5,697		4,042	1,414 70
	China.....		146		146	51 10
	Egypt.....		261		261	91 35
	France.....		87,380		13,945	4,880 75
	Germany.....		38,076		38,076	13,326 60
	Holland.....		2,211		182	63 70
	Italy.....		209		17	5 95
	Japan.....		13,244		759	265 65
	Portugal.....		122		122	42 70
	Spain.....		270		270	94 50
	Switzerland..		5,428		1,013	354 55
	Turkey in Asia.		178		178	62 30
	United States..		1,507,186		1,505,377	526,881 95
	Total..		2,438,797		1,654,248	564,986 80
Blouses and shirt waists....	United Kingdom		21,562		3,600	1,260 00
	Hong Kong.....		7		7	2 45
	Aust. Hungary..		355		355	124 25
	Belgium.....		8,599		6,333	2,216 55
	France.....		11,273		2,176	761 60
	Germany.....		4,638		4,638	1,623 30
	Japan.....		195			
	Switzerland..		1,552		273	95 55
	United States...		120,437		120,437	42,152 95
	Total		168,618		137,819	48,236 65
Cotton bags made up by the use of the needle, not otherwise provided for	United Kingdom		102,965		2,315	810 25
	France.....		27		28	9 80
	United States...		94,607		94,607	33,112 45
	Total.....		197,599		96,950	33,932 50
Lampwicks.	United Kingdom		5,137		29	7 25
	Aust. Hungary..		14		14	3 50
	France.....		201		201	50 25
	United States..		14,423		14,423	3,605 75
	Total		19,775		14,667	3,666 75

SESSIONAL PAPER No. 11

OF IMPORTS—*Continued.*

FOR HOME CONSUMPTION.

Preferential Tariff.			Treaty Rates.			Total.		
Quantity.	Value.	Duty.	Quantity.	Value.	Duty.	Quantity.	Value.	Duty Collected.
Lbs.	\$	\$ cts.	Lbs.	\$	\$ cts.	Lbs.	\$	\$ cts.
24,348	12,866	2,251 67	265	152	34 20	32,104	16,034	3,039 87
			575	356	80 10	2,643	1,195	289 85
			754	471	106 00	864	542	123 75
						938	433	108 25
						250	103	25 75
						66,177	31,374	7,843 50
24,348	12,866	2,251 67	1,594	979	220 30	102,976	49,681	11,430 97
	678,944	169,736 00		44,026	14,308 45		769,710	200,403 45
							100	35 00
							789	276 15
				4,602	1,495 65		6,833	2,276 50
				1,655	537 90		5,697	1,952 60
							146	51 10
							261	91 35
				73,650	23,936 52		87,595	28,817 27
							38,076	13,326 60
				2,029	659 45		2,211	723 15
				192	62 40		209	68 35
				12,485	4,057 65		13,244	4,323 30
							122	42 70
							270	94 50
				3,915	1,272 40		4,928	1,626 95
							178	62 30
							1,505,377	526,881 95
	678,944	169,736 00		142,554	46,330 42		2,435,746	781,053 22
	14,979	3,744 75		2,971	965 60		21,550	5,970 35
							7	2 45
							355	124 25
				2,266	736 45		8,599	2,953 00
				9,097	2,956 45		11,273	3,718 05
							4,638	1,623 30
				195	63 40		195	63 40
				1,279	415 73		1,552	511 28
							120,437	42,152 95
	14,979	3,744 75		15,808	5,157 63		168,606	57,119 03
	100,650	25,162 50					102,965	25,972 75
							28	9 80
							94,607	33,112 45
	100,650	25,162 50					197,600	59,095 00
	5,108	893 93					5,137	901 18
							14	3 50
							201	50 25
							14,423	3,605 75
	5,108	893 93					19,775	4,560 68

3 GEORGE V., A. 1913

No. 1.—GENERAL STATEMENT

ARTICLES IMPORTED.	COUNTRIES.	TOTAL IMPORTS.		ENTERED		
		Quantity.	Value.	General Tariff.		
				Quantity.	Value.	Duty.
DUTIABLE GOODS— <i>Con.</i>			\$		\$	\$ cts.
Cotton, mfrs. of— <i>Con.</i>						
Lace, white and cream coloured.....	United Kingdom	911,746	102,078	20,415	60	
	B. India.....	20	20	4	00	
	Hong Kong.....	22	22	4	40	
	Malta.....	80	80	16	00	
	Aust. Hungary.....	75	37	7	40	
	Belgium.....	5,465	1,149	229	80	
	China.....	160	160	32	00	
	France.....	83,427	3,143	1,828	60	
	Germany.....	152,065	149,416	29,883	20	
	Holland.....	374	374	74	80	
	Italy.....	12	12	2	40	
	Japan.....	56				
	Portugal.....	3	3		60	
	Switzerland.....	140,269	3,103	620	60	
	Turkey in Asia.....	1,556	1,556	311	20	
	Turkey in Europe.....	6	6	1	20	
	United States.....	40,182	40,182	8,036	40	
	Total	1,335,518	307,341	61,468	20	
Shawls.....	United Kingdom	1,128				
	Hong Kong.....	13	13	4	55	
	Aust. Hungary.....	208	208	72	80	
	Germany.....	745	745	260	75	
	Italy.....	70	70	24	50	
	Russia in Europe.....	879	879	307	65	
	United States.....	48	48	16	80	
	Total	3,091	1,963	687	05	
Socks and stockings.....	Doz. Prs.		Doz. Prs.			
	United Kingdom.....	379,752	452,872	90,439	38,130	40
	Hong Kong.....	206	106	206	37	10
	Aust.-Hungary..	575	511	575	178	85
	China.....	1	4	1	1	40
	France.....	1,905	2,954	1,905	1,034	95
	Germany.....	248,088	304,687	246,773	106,749	65
	Italy.....	66	103	66	36	05
	Japan.....	1,445	826	1,445	289	10
	Switzerland.....	20	28	20	9	80
	United States...	109,079	116,246	109,227	40,826	45
	Total	741,137	878,337	450,657	187,293	75
Tape, not dyed or coloured	United Kingdom.....	23,092	192	48	00	
	Belgium.....	59	59	14	75	
	France.....	66	66	16	50	
	Germany.....	1,853	1,853	463	25	
	Switzerland.....	644	644	161	00	
	United States...	14,918	14,918	3,729	50	
	Total	40,632	17,732	4,433	00	

SESSIONAL PAPER No. 11
OF IMPORTS—Continued.

FOR HOME CONSUMPTION.

Preferential Tariff.			Treaty Rates.			Total.		
Quantity.	Value.	Duty.	Quantity.	Value.	Duty.	Quantity.	Value.	Duty Collected.
	\$	\$ cts.		\$	\$ cts.		\$	\$ cts.
.....	666,782	83,348 59	139,656	24,439 80	908,516	128,203 99
.....			20	4 00
.....			22	4 40
.....			80	16 00
.....			38	6 65	75	14 05
.....			4,316	755 30	5,465	985 10
.....			160	32 00
.....			74,325	13,006 90	83,468	14,835 50
.....			149,416	29,883 20
.....			374	74 80
.....			12	2 40
.....			56	9 80	56	9 80
.....			3	60
.....			135,510	23,714 46	138,613	24,335 06
.....			1,556	311 20
.....			6	1 20
.....			40,182	8,036 40
.....	666,782	83,348 59	353,901	61,932 91	1,328,024	206,749 70
.....				
.....	1,128	282 00	1,128	282 00
.....			13	4 55
.....			208	72 80
.....			745	260 75
.....			70	24 50
.....			879	307 65
.....			48	16 80
.....	1,128	282 00	3,091	969 05
.....				
Doz. Prs.			Doz. Prs.			Doz. Prs.		
291,606	346,804	86,701 00			382,045	455,748	124,831 40
.....					206	106	37 10
.....					575	511	178 85
.....					1	4	1 40
.....					1,905	2,957	1,034 95
.....					246,773	304,999	106,749 65
.....					66	103	36 05
.....					1,445	826	289 10
.....					20	28	9 80
.....					109,227	116,647	40,826 45
291,606	346,804	86,701 00			742,263	881,929	273,994 75
.....				
.....	22,900	4,007 87	23,092	4,055 87
.....			59	14 75
.....			66	16 50
.....			1,853	463 25
.....			644	161 00
.....			14,918	3,729 50
.....	22,900	4,007 87	40,632	8,440 87

3 GEORGE V., A. 1913
No. 1.—GENERAL STATEMENT

ARTICLES IMPORTED.	COUNTRIES.	TOTAL IMPORTS.		ENTERED		
		Quantity.	Value.	General Tariff.		
				Quantity.	Value.	Duty.
DUTIABLE GOODS— <i>Con.</i>			\$		\$	\$ cts.
Cotton, mfrs. of— <i>Con.</i>						
Tape, dyed or coloured . . .	United Kingdom	5,269	45	14 65
	Belgium	233	233	75 75
	Germany	389	389	126 45
	United States..	2,423	2,423	787 46
	Total	8,314	3,090	1,004 31
Towels.....	United Kingdom	303,654	4,521	1,356 30
	Hong Kong.	17	17	5 10
	Aust.-Hungary..	265	265	79 50
	France...	128	128	38 40
	Germany.	1,365	1,365	409 50
	Japan.....	1,689	1,689	506 70
	United States...	9,782	9,782	2,934 60
	Total	316,900	17,767	5,330 10
Undershirts and drawers . .	United Kingdom	13,300	1,448	506 80
	Belgium.....	360	360	126 00
	France.....	8,417	8,417	2,945 95
	Germany.	960	960	336 00
Uncoloured cotton fabrics,	Japan.....	1,063	1,063	372 05
bleached, viz.:—Scrims and	Switzerland....	1,002	1,002	350 70
window scrims, cambric	United States...	36,087	36,087	12,630 45
cloths, muslin apron checks,	Total	61,189	49,337	17,267 95
brilliant, cords, piques,		Yds.		Yds.		
diapers, lenos, mosquito net-	United Kingdom	395,976	30,337	38,752	2,944	736 00
tings, Swiss, jaconet and	France.....	4,079	623	4,079	623	155 75
cambric muslins, and plain,	Switzerland....	72	14	72	14	3 50
striped or checked lawns...	United States...	98,915	7,243	98,915	7,243	1,810 75
	Total	499,042	38,217	141,818	10,824	2,706 00
Velvets, velveteens, and plush						
fabrics, N.O.P.....	United Kingdom	2,252,264	622,492	82,310	34,949	10,484 70
	Aust.-Hungary..	649	327	420	245	73 50
	Belgium	9,834	1,690	8,667	803	240 90
	France.....	206,031	80,792	3,740	1,103	330 90
	Germany	59,235	22,669	64,715	21,055	6,316 50
	United States...	115,217	38,319	115,217	38,319	11,495 70
	Total	2,653,230	766,289	275,069	96,474	28,942 20
Manufactures of cotton of						
which cotton is component	United Kingdom	279,649	45,591	15,956 85
material of chief value,	B. India.....	4	4	1 40
N.O.P.....	Hong Kong.....	241	241	84 35
	Malta	10	10	3 50
	Newfoundland)	51	51	17 85
	and Labrador. }	51	51	17 85
	Aust, Hungary..	979	979	342 65
	Belgium.....	4,619	4,507	1,577 45
	China.....	26	26	9 10
	Egypt	231	231	80 85
	France.....	12,852	13,270	4,644 50

SESSIONAL PAPER No. 11

OF IMPORTS—*Continued.*

FOR HOME CONSUMPTION.

Preferential Tariff.			Treaty Rates.			Total.		
Quantity.	Value.	Duty.	Quantity.	Value.	Duty.	Quantity.	Value.	Duty Collected.
	\$	\$ cts.		\$	\$ cts.		\$	\$ cts.
.....	5,111	1,277 75	5,156	1,292 40
.....			233	75 75
.....			389	126 45
.....			2,423	787 46
.....	5,111	1,277 75	8,201	2,282 06
.....	298,321	59,664 20	302,842	61,020 50
.....			17	5 10
.....			265	79 50
.....			128	38 40
.....			1,365	409 50
.....			1,689	506 70
.....			9,782	2,934 60
.....	298,321	59,664 20	316,088	64,994 30
.....	12,130	2,729 75	13,578	3,236 55
.....			360	126 00
.....			8,417	2,945 95
.....			960	336 00
.....			1,063	372 05
.....			1,002	350 70
.....			36,087	12,630 45
.....	12,130	2,729 75	61,467	19,997 70
Yds.			Yds.			Yds.		
356,184	27,345	4,785 64			394,936	30,289	5,521 64
.....					4,079	623	155 75
.....					72	14	3 50
.....					98,915	7,243	1,810 75
356,184	27,345	4,785 64			498,002	38,169	7,491 64
2,058,831	543,941	95,190 75	100,659	43,954	12,087 35	2,241,800	622,844	117,762 80
.....			151	54	14 85	571	299	88 35
.....			1,051	787	216 42	9,718	1,590	457 32
.....			204,332	80,349	22,096 19	208,072	81,452	22,427 09
.....					64,715	21,055	6,316 50
.....					115,217	38,319	11,495 70
2,058,831	543,941	95,190 75	306,193	125,144	34,414 81	2,640,093	765,559	158,547 76
.....	232,753	58,188 25	278,344	74,145 10
.....			4	1 40
.....			241	84 35
.....			10	3 50
.....			51	17 85
.....			979	342 65
.....			4,507	1,577 45
.....			26	9 10
.....			231	86 35
.....			13,270	4,644 50

3 GEORGE V., A. 1913
No. 1.—GENERAL STATEMENT

ARTICLES IMPORTED.	COUNTRIES.	TOTAL IMPORTS.		ENTERED		
		Quantity.	Value.	General Tariff.		
				Quantity.	Value.	Duty.
DUTIABLE GOODS— <i>Con.</i>			\$		\$	\$ cts.
Cotton, mfrs. of— <i>Con.</i>	Germany..	24,299	23,530	8,235 50
	Italy.....	263	263	92 05
	Japan.....	5,382	5,382	1,883 70
	Miquelon & St. Pieire	25	25	8 75
	Russia in Europe	30	30	10 50
	Switzerland.....	788	788	275 80
	Tripoli (Turkey in Africa).....	12	12	4 20
	Turkey in Asia.....	7	7	2 45
	United States.	460,616	461,110	161,388 50
	Total.	790,084	556,057	194,619 95
Crapes, black mourning.....	United Kingdom	10,585	144	28 80
	France.....	2,536	19	3 80
	Germany.....	27	27	5 40
	Switzerland.....	149
	United States...	149	149	29 80
	Total.	13,446	339	67 80
Cuffs of cotton, linen, xylonite, xylolite or celluloid....		Pairs		Pairs		
	United Kingdom	24,685	2,935	1,182	118	44 25
	Aust. Hungary.. ..	1,838	178	1,838	178	66 75
	Germany.....	437	56	437	56	21 00
	United States... ..	1,895	228	1,895	228	85 49
	Total.....	28,855	3,397	5,352	530	217 49
Curling stones and handles therefor	United States... ..	16	220	16	220	22 00
Curtains and shams when made up, trimmed or untrimmed	United Kingdom	536,592	8,192	2,867 20
	B. India.....	24	24	8 40
	B. Straits Settlements.....	25	25	8 75
	Hong Kong.	36	36	12 60
	Belgium	308	308	107 80
	China.....	8	8	2 80
	France.....	25,109	3,353	1,173 55
	Germany.....	662	662	231 70
	Italy.....	354
	Japan.....	1,133	10	3 50
	Sweden.....	57	57	19 95
	Switzerland.....	38,285	2,594	907 90
	United States...	83,623	80,143	28,050 05
	Total.....	686,216	95,412	33,394 20
Cyclometers and pedometers.	United Kingdom	91
	United States...	74,258	73,372	18,343 00
	Total.....	74,349	73,372	18,343 00

SESSIONAL PAPER No. 11
OF IMPORTS—*Continued.*

FOR HOME CONSUMPTION.

Preferential Tariff.			Treaty Rates.			Total.		
Quantity.	Value.	Duty.	Quantity.	Value.	Duty.	Quantity.	Value.	Duty Collected.
	\$	\$ cts.		\$	\$ cts.		\$	\$ cts.
.....			23,530	8,235 50
.....			263	92 05
.....			5,382	1,883 70
.....			25	8 75
.....			30	10 50
.....			788	275 80
.....			12	4 20
.....			7	2 45
.....			461,110	161,388 50
.....	232,753	58,188 25	788,810	252,808 20
.....	8,925	1,115 74	1,411	246 93	10,480	1,391 47
.....			2,517	440 56	2,536	444 36
.....			27	5 40
.....			149	26 08	149	26 08
.....			149	29 80
.....	8,925	1,115 74	4,077	713 57	13,341	1,897 11
Pairs. 23,503	2,817	704 25	Pairs.			Pairs. 24,685	2,935	748 50
.....			1,838	178
.....			437	56
.....			1,895	228
.....				85 49
23,503	2,817	704 25			28,855	3,397	921 74
.....				
.....			16	220
.....				22 00
.....	491,669	122,917 25	36,968	12,014 60	536,829	137,799 05
.....			24	8 40
.....			25	8 75
.....			36	12 60
.....			308	107 80
.....			8	2 80
.....			22,047	7,165 30	25,400	8,338 85
.....			662	231 70
.....			354	115 05	354	115 05
.....			1,123	365 00	1,133	368 50
.....			57	19 95
.....			35,691	11,599 76	38,285	12,507 66
.....			80,143	28,050 05
.....	491,669	122,917 25	96,183	31,259 71	683,264	187,571 16
.....				
.....	81	14 17	10	2 24	91	16 41
.....			73,372	18,343 00
.....	81	14 17	10	2 24	73,463	18,359 41

3 GEORGE V., A. 1913
No. 1.—GENERAL STATEMENT

ARTICLES IMPORTED.	COUNTRIES.	TOTAL IMPORTS.		ENTERED		
		Quantity.	Value.	General Tariff.		
				Quantity.	Value.	Duty.
DUTIABLE GOODS— <i>Con.</i>			\$		\$	\$ cts.
Drugs, Dyes, Chemicals, Medicines— Acetone and amyl acetate....	United Kingdom		401		401	120 30
	Germany.		391		391	117 30
	Holland		6		6	1 80
	United States...		7,876		7,876	2,362 80
	Total		8,674		8,674	2,602 20
Acids—Acetic and pyroligneous, N.O.P., not exceeding proof strength	United States...	Galls.	1,305	Galls.	1,305	195 75
			730		730	
" Acetic and pyroligneous, in excess of strength of proof....	United Kingdom	1,977	2,134	1,636	1,611	1,859 48
	France.....	7	32	6	20	7 36
	Germany.	4	4	1	4	6 88
	Holland.....	4	5	4	5	8 00
	United States...	515	528	515	528	534 84
	Total	2,507	2,703	2,165	2,168	2,416 56
" Acetic and pyroligneous, crude, of any strength not exceeding 30 per cent	United Kingdom	3,891	1,113			
	United States...	1,028	202	1,028	202	50 50
	Total	4,919	1,315	1,028	202	50 50
" Phosphate, not medicinal.....	United Kingdom	Lbs.	37,949	Lbs.	2,800	24 40
	Germany.		6		6	0 80
	United States...	1,639,670	60,970	1,639,670	60,970	12,194 00
	Total	1,677,625	62,969	1,642,476	61,096	12,219 20
" Mixed, N.O.P.....	United States...	922,077	28,075	402,527	10,712	2,410 24
" Muriatic.	Germany.	75	3	75	3	0 19
	United States...	409,428	5,378	409,428	5,378	1,023 58
	Total	409,503	5,381	409,503	5,381	1,023 77
" Nitric.....	United States...	79,322	5,647	79,322	5,647	1,270 70
" Stearic.	United Kingdom	26,418	2,761	2,390	273	54 60
	France.....	1,000	162	1,000	162	32 40
	United States...	261,292	24,015	261,292	24,015	4,803 00
	Total	288,710	26,938	264,682	24,450	4,890 00
" Sulphuric,	United States...	1,615,180	15,027	1,615,180	15,027	4,037 96

SESSIONAL PAPER No. 11
OF IMPORTS—Continued.

FOR HOME CONSUMPTION.

Preferential Tariff.			Treaty Rates.			Total.		
Quantity.	Value.	Duty.	Quantity.	Value.	Duty.	Quantity.	Value.	Duty Collected.
	\$	\$ cts.		\$	\$ cts.		\$	\$ cts.
.....	401	120 30
.....	391	117 30
.....	6	1 80
.....	7,876	2,362 80
.....	8,674	2,602 20
Galls.			Galls.			Galls.		
.....	1,305	730	195 75
1,080	928	1,171 67	2,716	2,539	3,031 15
.....	6	20	7 36
.....	4	4	6 88
.....	4	5	8 00
.....	515	528	534 84
1,080	928	1,171 67	3,245	3,096	3,588 23
3,891	1,113	166 95	3,891	1,113	166 95
.....	1,028	202	50 50
3,891	1,113	166 95	4,919	1,315	217 45
Lbs.			Lbs.			Lbs.		
38,509	1,944	243 02	41,309	2,066	267 42
.....	6	4	0 80
.....	1,639,670	60,970	12,194 00
38,509	1,944	243 02	1,680,985	63,040	12,462 22
.....	402,527	10,712	2,410 24
.....	75	3	19
.....	409,428	5,378	1,023 58
.....	409,503	5,381	1,023 77
.....	79,322	5,647	1,270 70
24,028	2,488	311 06	26,418	2,761	365 66
.....	1,000	162	32 40
.....	261,292	24,015	4,803 00
24,028	2,488	311 06	288,710	26,938	5,201 06
.....	1,615,180	15,027	4,037 96

3 GEORGE V., A. 1913
No. 1.—GENERAL STATEMENT

ARTICLES IMPORTED.	COUNTRIES.	TOTAL IMPORTS.		ENTERED		
		Quantity.	Value.	General Tariff.		
				Quantity.	Value.	Duty.
		Lbs.	\$	Lbs.	\$	\$ cts.
DUTIABLE GOODS— <i>Con.</i>						
Drugs, dyes, &c.— <i>Con.</i>						
Acids—Other, N.O.P.....	United Kingdom	291,306	54,190	11,273	1,694	381 15
	Belgium.....	661	87	661	87	19 60
	France.....	1,540	321	1,540	321	72 23
	Germany.	19,167	6,970	17,483	6,424	1,445 40
	Holland.. ..	5,083	1,146	5,094	1,169	263 00
	Italy.	2,290	84	2,290	84	18 90
	Switzerland....	4,438	1,718	4,438	1,718	386 55
	United States...	737,725	37,048	737,725	37,044	8,335 16
	Total	1,062,210	101,564	780,504	48,541	10,921 99
Albumen blood, egg albumen and egg yolk.....	United Kingdom		1,184		900	90 00
	Belgium.....		209		209	20 90
	China		1,706		1,706	170 60
	Denmark... ..		233		233	23 30
	Germany.		2,834		2,834	283 40
	United States...		16,997		16,997	1,699 70
	Total		23,163		22,879	2,287 90
Alum in bulk, ground or un- ground, but not calcined ; and sulphate of alumina, or alum cake.....	United Kingdom	134,534	768	134,534	768	76 80
	Belgium.....	2,205	26	2,205	26	2 60
	Germany.....	173,854	1,570	173,854	1,570	157 00
	United States .	6,603,598	60,087	6,603,598	60,087	6,008 70
	Total.....	6,914,191	62,451	6,914,191	62,451	6,245 10
Aniline dyes, in packages of less than 1 lb. in weight...	United Kingdom	25	39			
	Germany..	882	237	882	237	41 50
	United States...	550	296	550	296	51 80
	Total.....	1,457	572	1,432	533	93 30
Casein.....	Argentina		6,448		6,448	1,773 20
	United States...		14,485		14,485	3,983 39
	Total.....		20,933		20,933	5,756 59
Cocaine.....		Oz.		Oz.		
	United Kingdom	25	48	25	48	8 40
	United States...	10	40	10	40	7 00
	Total.....	35	88	35	88	15 40
Dextrine, dry... ..		Lbs.		Lbs.		
	United Kingdom	22,220	669	710	61	6 10
	Belgium.....	46,680	2,460	46,680	2,460	246 00
	Germany..	387,043	13,803	401,143	14,822	1,482 20
	Holland.....	240,768	8,242	180,462	6,272	627 20
	United States...	1,150,434	34,647	1,109,834	33,717	3,371 70
	Total.....	1,847,145	59,821	1,738,829	57,332	5,733 20

SESSIONAL PAPER No. 11

OF IMPORTS—*Continued.*

FOR HOME CONSUMPTION.

Preferential Tariff.			Treaty Rates.			Total.		
Quantity.	Value.	Duty.	Quantity.	Value.	Duty.	Quantity.	Value.	Duty Collected.
Lbs.	\$	\$ cts.	Lbs.	\$	\$ cts.	Lbs.	\$	\$ cts
238,847	55,031	8,254 65	300,120	56,725	8,635 80
.....	661	87	19 60
.....	1,540	321	72 23
.....	17,483	6,424	1,445 40
.....	5,094	1,169	263 00
.....	2,290	84	18 90
.....	4,438	1,718	386 55
.....	737,725	37,044	8,335 16
238,847	55,031	8,254 65	1,069,351	103,572	19,176 64
.....	464	23 20	1,364	113 20
.....	209	20 90
.....	1,706	170 60
.....	233	23 30
.....	2,834	283 40
.....	16,997	1,699 70
.....	464	23 20	23,343	2,311 10
.....
.....	134,534	768	76 80
.....	2,205	26	2 60
.....	173,854	1,570	157 00
.....	6,603,598	60,087	6,008 70
.....	6,914,191	62,451	6,245 10
25	39	5 85	25	39	5 85
.....	882	237	41 50
.....	550	296	51 80
25	39	5 85	1,457	572	99 15
.....	6,448	1,773 20
.....	14,485	3,983 39
.....	20,933	5,756 59
Oz.	Oz.	Oz.
.....	25	48	8 40
.....	10	40	7 00
.....	35	88	15 40
Lbs.	Lbs.	Lbs.
21,510	608	30 40	22,220	669	36 50
.....	46,680	2,460	246 00
.....	401,143	14,822	1,482 20
.....	180,462	6,272	627 20
.....	1,109,834	33,717	3,371 70
21,510	608	30 40	1,760,339	57,940	5,768 60

3 GEORGE V., A. 1913
No. 1.—GENERAL STATEMENT

ARTICLES IMPORTED.	COUNTRIES.	TOTAL IMPORTS.		ENTERED		
		Quantity.	Value.	General Tariff.		
				Quantity.	Value.	Duty.
		Lbs.	\$	Lbs.	\$	\$ cts
DUTIABLE GOODS— <i>Con.</i>						
Drugs, dyes, &c.— <i>Con.</i>						
Gelatine and isinglass.....	United Kingdom	237,841	54,177	10,076	2,204	606 10
	Hong Kong.....	40	2	40	2	0 55
	Aust.-Hungary..	10,320	1,814	7,450	1,359	373 72
	Belgium.....	50,220	8,877	26,226	4,558	1,253 45
	China.....	46	10	46	10	2 75
	France.....	66,545	14,251	6,265	1,764	485 10
	Germany.....	24,953	8,821	28,784	9,556	2,627 90
	Holland.....	3,385	581	25	12	3 30
	Japan.....	4,252	1,330	328	60	16 50
	Switzerland.....	8,430	1,468			
	United States...	134,795	41,414	136,065	42,148	11,591 31
	Total.	540,827	132,745	215,305	61,673	16,960 68
Glue, powdered or sheet.....	United Kingdom	1,528,411	109,199	78,515	5,337	1,467 67
	Hong Kong.....	20	4	20	4	1 10
	Aust.-Hungary..	9,452	1,457	559	35	9 62
	Belgium.....	56,026	7,099	2,488	313	86 07
	Denmark.....	600	38	600	38	10 45
	France ..	90,317	8,897	2,240	332	91 30
	Germany..	363,212	23,003	409,572	26,186	7,201 55
	Russia in Europe	224,016	12,476			
	Sweden.....	11,165	760			
	Switzerland. ...	4,320	582			
	United States...	405,979	35,032	405,979	35,032	9,633 80
	Total. ...	2,693,518	198,547	899,973	67,277	18,501 56
Glue, liquid.....	United Kingdom		7,496		98	26 95
	Belgium.....		159		159	43 72
	France.....		1,560		870	239 25
	Germany.....		3,902		3,902	1,073 05
	Holland.....		17		17	4 67
	United States...		30,151		30,151	8,291 84
	Total.		43,285		35,197	9,679 48
Glycerine, N.O.P.....	United Kingdom	170,814	32,097	5,392	1,301	227 70
	Belgium.....	6,440	929	6,440	929	162 60
	France.....	5,370	1,296	5,370	1,296	226 80
	Germany.....	13,147	2,398	13,147	2,398	419 85
	United States ..	60,499	12,525	27,121	5,265	921 17
	Total	196,270	49,245	57,470	11,189	1,958 12
Gums—Camphor.....	United Kingdom	13,164	5,436			
	Japan.....	10,500	4,030	15,300	4,458	780 15
	United States...	5,897	1,578	897	413	72 29
	Total	29,561	11,044	16,197	4,871	852 44
Opium (crude).....	United Kingdom	1,011	5,623	1,011	5,623	1,011 00
	Turkey in Asia ..	2,634	13,886	3,138	15,548	3,138 00
	United States...	708	3,839	868	4,692	868 00
	Total . . .	4,353	23,348	5,017	25,863	5,017 00

SESSIONAL PAPER No. 11

OF IMPORTS—Continued.

FOR HOME CONSUMPTION.

Preferential Tariff.			Treaty Rates.			Total.		
Quantity.	Value.	Duty.	Quantity.	Value.	Duty.	Quantity.	Value	Duty Collected.
Lbs.	\$	\$ cts	Lbs.	\$	\$ cts.	Lbs.	\$	\$ cts.
200,332	45,784	8,012 33	23,094	5,151	1,287 75	233,502	53,139	9,906 18
.....	40	2	0 55
.....	2,876	455	113 75	10,320	1,814	487 47
.....	22,784	4,131	1,032 75	49,010	8,689	2,286 20
.....	46	10	2 75
.....	57,668	12,268	3,067 00	63,933	14,032	3,552 10
.....	28,784	9,556	2,627 90
.....	25	12	3 30
.....	5,510	1,926	481 50	5,838	1,986	498 00
.....	8,430	1,468	367 00	8,430	1,468	367 00
.....	136,065	42,148	11,591 31
200,332	45,784	8,012 33	120,356	25,399	6,349 75	535,993	132,856	31,322 76
1,444,912	101,322	17,731 61	31,613	3,630	907 50	1,555,040	110,289	20,106 78
.....	20	4	1 10
.....	17,928	1,915	478 75	18,487	1,950	488 37
.....	44,455	6,113	1,528 25	46,943	6,426	1,614 32
.....	600	38	10 45
.....	155,608	11,837	2,959 25	157,848	12,169	3,050 55
.....	409,572	26,186	7,201 55
.....	160,513	9,032	2,258 00	160,513	9,032	2,258 00
.....	2,237	147	36 75	2,237	147	36 75
.....	4,871	606	151 50	4,871	606	151 50
.....	405,979	35,032	9,633 80
1,444,912	101,322	17,731 61	417,225	33,280	8,320 00	2,762,110	201,879	44,553 17
.....	6,461	1,130 81	937	234 25	7,496	1,392 01
.....	159	43 72
.....	690	172 50	1,560	411 75
.....	3,902	1,073 05
.....	17	4 67
.....	30,151	8,291 84
.....	6,461	1,130 81	1,627	406 75	43,285	11,217 04
123,112	34,423	5,163 45	128,504	35,724	5,391 15
.....	6,440	929	162 60
.....	5,370	1,296	226 80
.....	13,147	2,398	419 85
.....	27,121	5,265	921 17
123,112	34,423	5,163 45	180,582	45,612	7,121 57
13,184	5,381	807 15	13,184	5,381	807 15
.....	15,300	4,458	780 15
.....	897	413	72 29
13,184	5,381	807 15	29,381	10,252	1,659 59
.....	1,011	5,623	1,011 00
.....	3,138	15,548	3,138 00
.....	868	4,692	868 00
.....	5,017	25,863	5,017 00

3 GEORGE V., A. 1913

No. 1.—GENERAL STATEMENT

ARTICLES IMPORTED.	COUNTRIES.	TOTAL IMPORTS.		ENTERED		
		Quantity.	Value.	General Tariff.		
				Quantity.	Value.	Duty.
		Lbs.	\$	Lbs.	\$	\$ cts.
DUCTIBLE GOODS— <i>Con.</i>						
Drugs, dyes, &c.— <i>Con.</i>						
Gums—Other, N.O.P	Holland	5,000	779	5,000	779	136 36
	United States... .	9,682	2,358	8,776	2,188	382 90
	Total	14,682	3,137	13,776	2,967	519 26
Liquorice, in paste, rolls and sticks, not sweetened, N.O.P.	United Kingdom	18,997	2,569	14,892	2,300	517 50
	Belgium	4,350	470	500	56	12 60
	France	31,139	2,416	27,760	2,032	457 20
	Holland			200	22	4 95
	Italy	4,812	690	4,812	690	155 25
	Turkey in Asia . .	957,182	76,574	1,105,368	88,192	19,843 20
	United States... .	763,844	61,185	763,844	61,185	13,766 63
	Total	1,780,324	143,904	1,917,376	154,477	34,757 33
Magnesia	United Kingdom	46,729	2,800	21,750	782	136 85
	Germany	31,352	346	31,352	346	60 55
	Holland	126,374	1,261	126,374	1,261	220 70
	Italy	210	41	210	41	7 17
	United States... .	220,127	9,246	220,127	9,246	1,618 10
	Total	424,792	13,703	399,813	11,676	2,043 37
Medicinal, chemical and phar- macetical preparations, in- cluding proprietary pre- parations (dry)	United Kingdom		353,057		47,107	11,776 75
	Hong Kong		3,694		3,694	923 54
	Aust.-Hungary		406		406	101 50
	Belgium		1,353		1,353	338 25
	China		1,848		1,848	462 00
	France		78,507		72,966	18,241 50
	Germany		18,937		18,059	4,514 75
	Holland		1,140		1,140	235 00
	Italy		572		280	70 00
	Japan		3,162		3,162	790 50
	Switzerland		495		495	123 75
	United States... .		476,330		475,895	118,973 50
	Total		989,501		626,404	156,601 00
Medicinal, chemical and phar- macetical preparations, in- cluding proprietary pre- parations (all other)	United Kingdom		18,521		18,717	9,358 50
	Hong Kong		77		77	38 50
	Aust.-Hungary				15	7 50
	Belgium		48		52	26 00
	China		3		3	1 50
	Denmark				4	2 00
	France		17,078		15,073	7,536 50
	Germany		3,827		3,815	1,907 50
	Holland		1,856		1,876	938 00
	Italy		10		10	5 00
	Japan		593		593	296 50
	Switzerland		12		12	6 00
	United States... .		92,297		91,438	45,719 00
	Total		134,322		131,685	65,842 50

SESSIONAL PAPER No. 11
OF IMPORTS—Continued.

FOR HOME CONSUMPTION.

Preferential Tariff.			Treaty Rates.			Total.		
Quantity.	Value.	Duty.	Quantity.	Value.	Duty.	Quantity.	Value.	Duty Collected.
Lbs.	\$	\$ cts.		\$	\$ cts.	Lbs.	\$	\$ cts.
.....	5,000	779	136 36
.....	8,776	2,188	382 90
.....	13,776	2,967	519 26
4,305	386	57 90	19,197	2,686	575 40
.....	500	56	12 60
.....	27,766	2,032	457 20
.....	200	22	4 95
.....	4,812	690	155 25
.....	1,105,368	88,192	19,843 20
.....	763,844	61,185	13,766 63
4,305	386	57 90	1,921,681	154,863	34,815 23
24,979	2,027	304 05	46,729	2,809	440 90
.....	31,352	346	60 55
.....	126,374	1,261	220 70
.....	210	41	7 17
.....	220,127	9,246	1,618 10
24,979	2,027	304 05	424,792	13,703	2,347 42
.....	296,859	59,371 80	343,966	71,148 55
.....	3,694	923 50
.....	406	101 50
.....	1,353	338 25
.....	1,848	462 00
.....	72,966	18,241 50
.....	18,059	4,514 75
.....	1,140	285 00
.....	280	70 00
.....	3,162	790 50
.....	495	123 75
.....	475,894	118,973 50
.....	296,859	59,371 80	923,263	215,972 80
.....	18,717	9,358 50
.....	77	38 50
.....	15	7 50
.....	52	26 00
.....	3	1 50
.....	4	2 00
.....	15,073	7,536 50
.....	3,815	1,907 50
.....	1,876	938 00
.....	10	5 00
.....	593	296 50
.....	12	6 00
.....	91,438	45,719 00
.....	131,685	65,842 50

3 GEORGE V., A. 1913
No. 1.—GENERAL STATEMENT

ARTICLES IMPORTED	COUNTRIES.	TOTAL IMPORTS.		ENTERED		
		Quantity.	Value.	General Tariff.		
				Quantity.	Value.	Duty.
DUTYABLE GOODS— <i>Con.</i>			\$		\$	\$ cts.
Drugs, dyes, &c.— <i>Con.</i> Medicinal, chemical and pharmaceutical preparations, including proprietary preparations (all other) non-alcoholic.....	United Kingdom		10,379			
	France.....		44,614			
	Total... ..		54,993			
Liquid preparations, non-alcoholic for disinfecting, dipping or spraying, N.O.P.	United Kingdom		9,680		1,080	270 00
	France.....		213		229	57 25
	Germany.....		1,726		1,726	431 50
	Japan.....		10		10	2 50
	United States...		46,982		47,167	11,791 75
	Total... ..		58,611		50,212	12,553 00
Milk food and other similar preparations	United Kingdom		89,351		3,445	861 25
	Belgium.....		335		335	83 75
	Germany.....		905		905	226 25
	Switzerland.....		27,850		30,721	7,680 25
	United States...		104,752		104,989	26,247 25
	Total... ..		223,193		140,395	35,098 75
Morphine.....	United Kingdom	Oz.				
		440	1,142			
Opium, powdered.....	United Kingdom	Lbs.		Lbs.		
		314	1,742	314	1,742	423 90
	United States..	41	332	41	332	55 35
	Total	355	2,074	355	2,074	479 25
Potash or potassa, bicarbonate of.....	Belgium.....	5,058	372	5,058	372	65 10
	United States...	70,275	794	70,275	794	138 96
	Total... ..	75,333	1,166	75,333	1,166	204 06
Potash and pearl ash, in packages less than 25 lbs. each.....	United Kingdom	50	2			
	United States...	6,025	273	6,025	273	40 95
	Total.	6,075	275	6,025	273	40 95
Potash caustic, in packages less than 25 lbs. each.....	United Kingdom	100	6			
	Germany.....	551	84	551	84	12 60
	Holland.....	58	10	58	10	1 50
	United States...	42,184	1,572	42,184	1,572	235 80
Pyroxylin and wood naphtha, preparations of, for coating imitation leather, and for the manufacture of leather belting.. . . .	Total... ..	42,893	1,672	42,793	1,666	249 90
	United States...		11,532		11,532	1,153 20

SESSIONAL PAPER No. 11

OF IMPORTS—Continued.

FOR HOME CONSUMPTION.

Preferential Tariff.			Treaty Rates.			Total.		
Quantity.	Value.	Duty.	Quantity.	Value.	Duty.	Quantity.	Value.	Duty Collected.
	\$	\$ cts.		\$	\$ cts.		\$	\$ cts.
.....			9,472	2,368 00	9,472	2,368 00
.....			51,364	12,841 00	51,364	12,841 00
.....			60,836	15,209 00	60,836	15,209 00
.....	8,333	1,666 60	9,413	1,936 60
.....			229	57 25
.....			1,726	431 50
.....			10	2 50
.....			47,167	11,791 75
.....	8,333	1,666 60	58,545	14,219 60
.....	86,071	15,062 47	89,516	15,923 72
.....			335	83 75
.....			905	226 25
.....			30,721	7,680 25
.....			104,989	26,247 25
.....	86,071	15,062 47	226,466	50,161 22
Oz. 440	1,142	171 30			Oz. 440	1,142	171 30
Lbs.			Lbs.			Lbs.		
.....					314	1,742	423 90
.....					41	332	55 35
.....					355	2,074	479 25
.....					5,058	372	65 10
.....					70,275	794	138 96
.....					75,333	1,166	204 06
50	2	20			50	2	20
.....					6,025	273	40 95
50	2	20			6,075	275	41 15
100	6	60			100	6	60
.....					551	84	12 60
.....					58	10	1 50
.....					42,184	1,572	235 80
100	6	60			42,893	1,672	250 50
.....			11,532	1,153 20

3 GEORGE V., A. 1913

No. 1.—GENERAL STATEMENT

ARTICLES IMPORTED.	COUNTRIES.	TOTAL IMPORTS.		ENTERED		
		Quantity.	Value.	General Tariff.		
				Quantity.	Value.	Duty.
		Lbs.	\$	Lbs	\$	\$ cts.
DUTIABLE GOODS— <i>Con.</i>						
Drugs, dyes, &c— <i>Con.</i>						
Salts, glauber.....	United Kingdom	315,209	2,176
	United States...	1,202,771	5,678	1,202,771	5,678	993 49
	Total... ..	1,517,980	7,854	1,202,771	5,678	993 49
Soda, bicarbonate of.....	United Kingdom	4,239,306	41,178
	United States...	1,109,093	10,556	1,109,039	10,556	1,847 34
	Total... ..	5,348,399	51,734	1,109,039	10,556	1,847 34
Soda caustic, when in pack- ages less than 25 lbs. each..	United Kingdom	44,207	2,491	575	144	21 60
	Belgium.....	270	33	270	33	4 95
	Germany.....	374	53	374	53	7 95
	Holland.....	110	15	110	15	2 25
	United States...	73,399	4,714	72,899	4,660	699 00
	Total... ..	118,360	7,306	74,228	4,905	735 75
Sodium, hyposulphite.....	United Kingdom	235
	United States...	3,224	3,224	564 22
	Total.	3,459	3,224	564 22
Sulphuric ether, chloroform and solutions of peroxide of hydrogen.	United Kingdom	9,875	5,362	1,381	514	128 50
	Germany.....	18,010	2,525	18,020	3,546	886 50
	Holland.. . .	3,828	804	3,828	804	201 00
	Switzerland.....	300	65	300	65	16 25
	United States...	185,832	24,665	185,832	24,665	6,166 25
	Total.....	217,845	34,421	209,361	29,594	7,398 50
Vaseline and all similar pre- parations of petroleum, for toilet, medicinal or other purposes.....	United Kingdom	1,179	731	182 75
	Belgium.....	63	63	15 75
	Germany.....	65	65	16 25
	United States...	18,177	18,177	4,544 25
	Total.	19,484	19,036	4,759 00
Yeast cakes.....	United Kingdom	160	82
	United States...	583	187	583	187	34 98
	Total.....	743	269	583	187	34 98
Yeast, compressed, in pack- ages weighing less than 50 lbs.	United Kingdom	36	10
	United States...	50,721	12,563	50,711	12,560	3,042 66
	Total.....	50,757	12,573	50,711	12,560	3,042 66
Yeast, compressed, in bulk or mass of not less than 50 lbs	United Kingdom	2,800	275
	United States...	747,780	176,177	747,780	176,177	22,433 40
	Total.....	750,580	176,452	747,780	176,177	22,433 40

SESSIONAL PAPER No. 11

OF IMPORTS—*Continued.*

FOR HOME CONSUMPTION.

Preferential Tariff.			Treaty Rates.			Total.		
Quantity.	Value.	Duty.	Quantity.	Value.	Duty.	Quantity.	Value.	Duty Collected.
Lbs.	\$	\$ cts.	Lbs.	\$	\$ cts.	Lbs.	\$	\$ cts.
315,209	2,176	326 40	315,209	2,176	326 40
.....	1,202,771	5,678	993 49
315,209	2,176	326 40	1,517,980	7,854	1,319 89
4,239,406	41,166	6,174 90	4,239,406	41,166	6,174 90
.....	1,109,039	10,556	1,847 34
4,239,406	41,166	6,174 90	5,348,445	51,722	8,022 24
48,632	2,589	258 90	49,207	2,733	280 50
.....	270	33	4 95
.....	374	53	7 95
.....	110	15	2 25
.....	72,899	4,660	699 00
48,632	2,589	258 90	122,860	7,494	994 65
.....	235	35 25	235	35 25
.....	3,224	564 22
.....	235	35 25	3,459	599 47
8,494	4,848	727 20	9,875	5,362	855 70
.....	18,020	3,546	886 50
.....	3,828	804	201 00
.....	300	65	16 25
.....	185,832	24,665	6,166 25
8,494	4,848	727 20	217,855	34,442	8,125 70
.....	448	67 20	1,179	249 95
.....	63	15 75
.....	65	16 25
.....	18,177	4,544 25
.....	448	67 20	19,484	4,826 20
160	82	6 40	160	82	6 40
.....	583	187	34 98
160	82	6 40	743	269	41 38
36	10	1 44	36	10	1 44
.....	50,711	12,560	3,042 66
36	10	1 44	50,747	12,570	3,044 10
2,800	275	56 00	2,800	275	56 00
.....	747,780	176,177	22,433 40
2,800	275	56 00	750,580	176,452	22,489 40

3 GEORGE V., A. 1913
No. 1.—GENERAL STATEMENT

ARTICLES IMPORTED.	COUNTRIES.	TOTAL IMPORTS.		ENTERED		
		Quantity.	Value.	General Tariff.		
				Quantity.	Value.	Duty.
DUTIABLE GOODS— <i>Con.</i>			\$		\$	\$ cts.
Drugs, dyes, &c — <i>Con.</i>						
All other drugs, dyes and chemicals, &c., not otherwise provided for	United Kingdom		338,532		37,833	6,620 80
	B. W. Indies		172		61	10 68
	Hong Kong		73		73	12 80
	Aust. Hungary		2,180		2,150	376 25
	Belgium		6,453		6,453	1,129 10
	China		893		893	156 30
	France		14,209		14,829	2,595 10
	Germany		59,099		57,711	10,099 45
	Holland		6,677		6,677	1,168 50
	Italy		491		491	85 90
	Japan		3,203		3,203	560 55
	Norway		7		7	1 23
	Sweden		874		874	152 95
	Switzerland		13,947		13,947	2,440 75
	Turkey in Asia		54		54	9 45
	United States		569,886		569,326	99,634 05
	Total		1,016,750		714,582	125,053 86
Earthenware and Chinaware— (See bricks and tiles.)						
Brown or coloured earthen and stoneware, and Rockingham ware	United Kingdom		13,292		145	43 50
	France		184		196	58 80
	Germany		48		48	14 40
	Holland		37		37	11 10
	Japan		461		461	138 30
	United States		41,189		41,189	12,356 70
	Total		55,211		42,076	12,622 80
C. C. or cream coloured ware, decorated, printed or sponged, and all earthenware, N.O.P.	United Kingdom		131,854		4,321	1,296 30
	Hong Kong		417		417	125 10
	Aust. Hungary		1,840		1,840	552 00
	Belgium		1,152		1,112	333 60
	China		55		55	16 50
	Denmark		20		20	6 00
	Egypt		25		25	7 50
	France		1,030		1,030	309 00
	Germany		13,527		13,410	4,023 00
	Holland		571		566	169 80
	Italy		82		82	24 60
	Japan		6,702		6,713	2,013 90
	United States		38,162		38,162	11,448 60
	Total		195,437		67,753	20,325 90
Demijohns, churns or crocks..	United Kingdom		248			
	China		8		8	2 40
	Holland		30		2	0 60
	United States		4,357		4,357	1,307 10
	Total		4,643		4,367	1,510 10

SESSIONAL PAPER No. 11

OF IMPORTS—*Continued.*

FOR HOME CONSUMPTION.

Preferential Tariff.			Treaty Rates.			Total.		
Quantity.	Value.	Duty.	Quantity.	Value.	Duty.	Quantity.	Value.	Duty Collected.
	\$	\$ cts.		\$	\$ cts.		\$	\$ cts.
.....	299,014	44,852 10	336,847	51,472 90
.....	106	15 90	167	26 58
.....			73	12 80
.....			2,150	376 25
.....			6,453	1,129 10
.....			893	156 30
.....			14,829	2,595 10
.....			57,711	10,099 45
.....			6,677	1,168 50
.....			491	85 90
.....			3,203	560 55
.....			7	1 23
.....			874	152 95
.....			13,947	2,440 75
.....			54	9 45
.....			569,326	99,634 05
.....	299,120	44,868 00	1,013,702	169,921 86
.....				
.....	13,155	2,631 00	13,300	2,674 50
.....			196	58 80
.....			48	14 40
.....			37	11 10
.....			461	138 30
.....			41,189	12,356 70
.....	13,155	2,631 00	55,231	15,253 80
.....				
.....	123,991	24,798 20	128,312	26,094 50
.....			417	125 10
.....			1,840	552 00
.....			1,112	333 60
.....			55	16 50
.....			20	6 00
.....			25	7 50
.....			1,030	309 00
.....			13,410	4,023 00
.....			566	169 80
.....			82	24 60
.....			6,713	2,013 90
.....			38,162	11,448 60
.....	123,991	24,798 20	191,744	45,124 10
.....				
.....	248	49 60	248	49 60
.....			8	2 40
.....			2	0 60
.....			4,357	1,307 10
.....	248	49 60	4,615	1,359 70

3 GEORGE V., A. 1913

No. 1.—GENERAL STATEMENT

ARTICLES IMPORTED.	COUNTRIES.	TOTAL IMPORTS.		ENTERED		
		Quantity.	Value.	General Tariff.		
				Quantity.	Value.	Duty.
DUTIABLE GOODS— <i>Con.</i>			\$		\$	\$ cts.
Earthenware, &c.— <i>Con.</i>						
Tableware of china, porcelain, white granite or iron-stoneware	United Kingdom	1,195,894	39,578	10,883	95	
	B. India	8	8	2	20	
	Hong Kong	1,247	1,247	342	95	
	Aust. Hungary	58,876	55,654	15,304	85	
	Belgium	7,083	7,083	1,948	80	
	China	121	121	33	27	
	Denmark	51	51	14	00	
	France	130,731	130,838	35,980	45	
	Germany	259,445	262,602	72,215	42	
	Holland	3,251	3,254	894	85	
	Italy	429	429	118	60	
	Japan	70,911	71,389	19,632	00	
	Norway	29	29	8	00	
	Switzerland	18	18	4	95	
	Turkey in Asia	37	37	10	15	
	Turkey in Europe	6	6	1	65	
	United States	36,813	35,321	9,713	30	
	Total	1,764,953	697,665	167,108	79	
China ware, to be silver mounted, imported by manufacturers of silverware	United States	217	217	48	83	
China and porcelain ware, N.O.P.	United Kingdom	29,073	2,453	735	90	
	Hong Kong	142	142	42	60	
	Aust. Hungary	1,102	1,123	336	90	
	Belgium	121	121	36	30	
	China	56	56	16	80	
	Egypt	40	40	12	00	
	France	750	750	225	00	
	Germany	10,752	10,750	3,225	00	
	Holland	33	33	9	90	
	Italy	39	39	11	70	
	Japan	4,499	4,523	1,356	90	
	United States	13,188	13,200	3,960	00	
	Total	59,795	33,230	9,969	00	
Tiles or blocks of earthenware or stone prepared for mosaic flooring	United Kingdom	29,849	315	94	50	
	Belgium	468	468	140	40	
	France	2,215	2,511	753	30	
	Germany	554	554	166	20	
	Italy	683	683	204	90	
	United States	94,956	94,026	28,207	80	
	Total	128,725	98,557	29,567	10	
Earthenware tiles, N.O.P.	United Kingdom	82,433	1,557	544	95	
	France	103	103	36	05	
	Germany	176	176	61	60	
	Holland	3	3	1	05	
	Portugal	6	6	2	10	
	United States	73,576	74,659	26,130	65	
	Total	156,297	76,504	26,776	40	

SESSIONAL PAPER No. 11
OF IMPORTS—Continued.

FOR HOME CONSUMPTIONS

Preferential Tariff.			Treaty Rates.			Total.		
Quantity.	Value.	Duty.	Quantity.	Value.	Duty.	Quantity.	Value.	Duty Collected.
	\$	\$ cts.		\$	\$ cts.		\$	\$ cts.
.....	1,154,818	173,222 70	1,194,396	184,106 65
.....			8	2 20
.....			1,247	342 95
.....			55,654	15,304 85
.....			7,083	1,948 80
.....			121	33 27
.....			51	14 00
.....			130,838	35,980 45
.....			262,602	72,215 42
.....			3,254	894 85
.....			429	118 00
.....			71,389	19,632 00
.....			29	8 00
.....			18	4 95
.....			37	10 15
.....			6	1 65
.....			35,321	9,713 30
.....	1,154,818	173,222 70	1,762,483	340,331 49
.....			217	48 83
.....	27,040	5,408 00	29,493	6,143 90
.....			142	42 60
.....			1,123	336 90
.....			121	36 30
.....			56	16 80
.....			40	12 00
.....			750	225 00
.....			10,750	3,225 00
.....			33	9 90
.....			39	11 70
.....			4,523	1,356 90
.....			13,200	3,960 00
.....	27,010	5,408 00	60,270	15,377 00
.....	29,358	5,871 60	29,673	5,966 10
.....			468	140 40
.....			2,511	753 30
.....			554	166 20
.....			683	204 90
.....			94,026	28,207 80
.....	29,358	5,871 60	127,915	35,438 70
.....	81,017	20,254 25	82,574	20,799 20
.....			103	36 05
.....			176	61 60
.....			3	1 05
.....			6	2 10
.....			74,659	26,130 65
.....	81,017	20,254 25	157,521	47,030 65

3 GEORGE V., A. 1913

No. 1.—GENERAL STATEMENT

ARTICLES IMPORTED.	COUNTRIES.	TOTAL IMPORTED.		ENTERED		
		Quantity.	Value.	General Tariff.		
				Quantity.	Value.	Total.
DUTIABLE GOODS— <i>Con.</i>			\$		\$	\$ cts.
Earthenware, &c.— <i>Con.</i> Manufactures of earthenware, N.O.P.	United Kingdom		79,184		3,659	1,097 70
	Hong Kong.....		47		47	14 10
	Aust. Hungary..		803		715	214 50
	Belgium.....		1,617		1,657	497 10
	China		62		62	18 60
	France.		944		944	283 20
	Germany.		11,170		11,250	3,375 00
	Holland		322		303	90 90
	Italy		69		69	20 70
	Japan.		6,637		6,581	1,974 30
	Switzerland....		315		315	94 50
	Turkey in Asia ..		204		204	61 20
	United States...		120,472		120,738	36,221 40
	Total.....		221,846		146,544	43,963 20
Eggs.....		Doz.		Doz.		
	United Kingdom	26	72			
	Hong Kong.....	59,929	2,786	59,929	2,786	1,797 87
	China.....	8,779	792	16,021	1,806	480 63
	Japan	25	2	25	2	0 75
	United States...	7,509,067	1,621,367	7,476,247	1,613,108	224,287 41
	Total.....	7,577,826	1,625,019	7,552,222	1,617,702	226,566 66
Elastic, round or flat, including garter elastic	United Kingdom		146,559		1,194	417 90
	France.....		962		353	123 55
	Germany.		612		612	214 20
	Switzerland....		19		19	6 65
	United States...		43,395		43,395	15,188 25
	Total.....		191,547		45,573	15,950 55
Electric light carbons and carbon points, of, all kinds, N.O.P.		M.		M.		
	United Kingdom	533	8,198	412	5,617	1,965 95
	Aust. Hungary.	6	34	1	6	2 10
	Belgium.....	77	952	77	952	333 20
	France	85	1,346	34	188	65 80
	Germany	1,155	17,989	896	17,202	6,020 70
	Norway	5	95	5	95	33 25
	United States...	1,503	28,517	1,522	28,532	9,986 20
	Total.....	3,364	57,131	2,947	52,592	18,407 20
Incandescent lamp bulbs and glass tubing for use in the manufacture of incandescent lamps, and mantel stocking for gas light... .	United Kingdom		278		160	16 00
	Aust. Hungary.		18,053		16,567	1,656 70
	Belgium.....		1,533			
	France.....		191		191	19 10
	Germany		608		394	39 40
	Holland		4,810		4,578	457 80
	United States...		99,081		99,041	9,904 10
	Total.		124,554		120,931	12,093 10

SESSIONAL PAPER No. 11
OF IMPORTS—Continued.

FOR HOME CONSUMPTION.

Preferential Tariff.			Treaty Rates.			Total.		
Quantity.	Value.	Duty.	Quantity.	Value.	Duty.	Quantity.	Value.	Duty Collected.
	\$	\$ cts.		\$	\$ cts.		\$	\$ cts.
	76,426	15,285 20					80,085	16,382 90
							47	14 10
							715	214 50
							1,657	497 10
							62	18 60
							944	283 20
							11,250	3,375 00
							303	90 90
							69	20 70
							6,581	1,974 30
							315	94 50
							204	61 20
							120,738	36,221 40
	76,426	15,285 20					222,970	59,248 40
Doz.						Doz.		
26	72	52				26	72	0 52
						59,929	2,786	1,797 87
						16,021	1,806	480 63
						25	2	0 75
						7,476,247	1,613,108	224,287 41
26	72	52				7,552,248	1,617,774	226,567 18
	145,121	36,280 25		227	73 80		146,542	36,771 95
				609	197 90		962	321 45
							612	211 20
							19	6 65
							43,395	15,188 25
	145,121	36,280 25		836	271 70		191,530	52,502 50
M.			M.			M.		
61	1,825	410 72	58	448	145 60	531	7,890	2,522 27
			5	28	9 10	6	34	11 20
						77	952	333 20
			49	1,131	367 59	83	1,319	433 39
						896	17,202	6,020 70
						5	95	33 25
						1,522	26,532	9,986 20
61	1,825	410 72	112	1,607	522 20	3,120	56,024	19,340 21
	118	5 90					278	21 90
							16,567	1,656 70
							191	19 10
							394	39 40
							4,578	457 80
							99,041	9,904 10
	118	5 90					121,049	12,099 00

3 GEORGE V., A. 1913

No. 1.—GENERAL STATEMENT

ARTICLES IMPORTED.	COUNTRIES.	TOTAL IMPORTS.		ENTERED		
		Quantity.	Value.	General Tariff		
				Quantity.	Value.	Duty.
DUTIABLE GOODS— <i>Con.</i>			\$		\$	\$ cts.
Electric apparatus, N.O.P., insulators of all kinds, &c., electric and galvanic batteries; telegraph and telephone instruments	United Kingdom	543,982	...	41,015	11,279 12	
	Australia & Tasmania	900	...			
	B. W. Indies	135	...	135	37 10	
	Newfoundland & Labrador	72	...	47	12 95	
	Aust. Hungary	5,815	...	4,008	1,102 20	
	Belgium	2,704	...	2,503	688 30	
	France	8,110	...	1,361	374 30	
	Germany	29,369	...	28,816	7,924 40	
	Holland	526	...	526	146 65	
	Italy	3,336	...	3,336	917 40	
	Japan	18	...			
	Norway	328	...	328	90 20	
	Sweden	66,212	...	95	26 13	
	Switzerland	1,995	...	6	1 65	
	United States	4,012,873	...	3,975,328	1,093,218 04	
	Total	4,676,075	...	4,057,504	1,115,818 44	
Electric, motors, generators, dynamos and sockets	United Kingdom	75,641	...	735	202 15	
	France	2,225	...	17	4 67	
	Germany	3,891	...	3,891	1,070 00	
	Italy	18	...	18	4 95	
	Sweden	30,916	...	1,863	512 32	
	United States	870,674	...	870,833	239,480 28	
	Total	983,365	...	877,357	241,274 37	
Embroideries, not otherwise provided for	United Kingdom	42,632	...	13,724	4,803 40	
	Hong Kong	215	...	215	75 25	
	Aust.-Hungary	1,252	...	83	29 05	
	Belgium	2,722	...	571	199 85	
	China	181	...	181	63 35	
	France	13,983	...	2,868	1,003 80	
	Germany	18,030	...	16,819	5,886 65	
	Italy	63	...	63	22 05	
	Japan	14,760	...	922	322 70	
	Spain	789	...	789	276 15	
	Switzerland	17,344	...	1,672	585 20	
	Tripoli (Turkey in Africa)	15	...	15	5 25	
	Turkey in Asia	63	...	63	22 05	
	Turkey in Europe	275	...	275	96 25	
	United States	28,257	...	28,281	9,898 35	
	Total	140,581	...	66,541	23,289 35	
Emery and carborundum wheels and manufactures of emery or carborundum	United Kingdom	244	...	123	30 75	
	Germany	30	...	30	7 50	
	United States	105,559	...	105,559	26,389 75	
	Total	105,833	...	105,712	26,428 00	

SESSIONAL PAPER No. 11
OF IMPORTS—Continued.

FOR HOME CONSUMPTION.

Preferential Tariff.			Treaty Rates.			Total.		
Quantity.	Value.	Duty.	Quantity.	Value.	Duty.	Quantity.	Value.	Duty Collected.
	\$	\$ cts.		\$	\$ cts.		\$	\$ cts.
.....	499,720	74,958 00	2,943	735 75	543,678	86,972 87
.....			135	37 10
.....			47	12 95
.....			1,807	451 75	5,815	1,553 95
.....			201	50 25	2,704	738 55
.....			6,818	1,704 50	8,179	2,078 80
.....			28,816	7,924 40
.....			526	146 65
.....			3,336	917 40
.....			18	4 50	18	4 50
.....			328	90 20
.....			64,505	16,126 25	64,600	16,152 38
.....			1,643	410 75	1,649	412 40
.....			3,975,328	1,093,218 04
.....	499,720	74,958 00	77,935	19,483 75	4,635,159	1,210,260 19
.....	75,530	11,329 50	15	3 75	76,280	11,535 40
.....			2,208	552 00	2,225	556 67
.....			3,891	1,070 00
.....			18	4 95
.....			27,878	6,969 50	29,741	7,481 82
.....			870,833	239,480 28
.....	75,530	11,329 50	30,101	7,525 25	982,988	260,129 12
.....	8,145	2,036 25	20,400	5,661 91	42,269	12,501 56
.....			215	75 25
.....			1,329	365 47	1,412	394 52
.....			2,151	593 35	2,722	793 20
.....			181	63 35
.....			11,115	3,079 45	13,983	4,083 25
.....			16,819	5,886 65
.....			63	22 05
.....			13,838	3,807 18	14,760	4,129 88
.....			789	276 15
.....			15,182	4,235 17	16,854	4,820 37
.....			15	5 25
.....			63	22 05
.....			275	96 25
.....			28,281	9,893 35
.....	8,145	2,036 25	64,015	17,742 53	138,701	43,068 13
.....	121	21 17	244	5,192
.....			30	7 50
.....			105,559	26,389 75
.....	121	21 17	105,833	26,449 17

3 GEORGE V., A. 1913

No. 1.—GENERAL STATEMENT

ARTICLES IMPORTED.	COUNTRIES.	TOTAL IMPORTS.		ENTERED		
		Quantity.	Value.	General Tariff.		
				Quantity.	Value.	Duty.
DUTIABLE GOODS— <i>Con.</i>			\$		\$	\$ cts.
Express parcels of small value..	United Kingdom	3,186
	Newfoundland & Labrador.....	470	470	107 87
	United States...	1,897,235	1,897,235	531,254 57
	Total.	1,900,891	1,897,705	531,362 44
Fancy goods, viz.— Alabaster, spar, amber, terra cotta, or composition ornaments	United Kingdom	7,799	1,797	539 10
	Hong Kong....	4	4	1 20
	Aust.-Hungary..	917	330	99 00
	Belgium.....	739	334	100 20
	China	135	135	40 50
	France.....	9,485	1,863	558 90
	Germany.....	2,932	2,932	879 60
	Italy.....	659	635	190 50
	Japan	216
	Switzerland	196	27	8 10
	United States...	28,337	28,337	8,501 10
	Total..	51,419	36,394	10,918 20
Bead ornaments.	United Kingdom	7,995	2,184	655 20
	Aust.-Aungary..	2,062	490	147 00
	Belgium...	767	284	85 20
	France.....	6,247	1,633	489 90
	Germany.	2,135	2,135	640 50
	Italy	46	46	13 80
	Japan	15	15	4 50
	United States...	9,248	9,401	2,820 30
Boxes, fancy, ornamental cases and writing desks, &c.....	Total	28,515	16,188	4,856 40
	United Kingdom	91,625	10,068	3,523 80
	B. India.....	38	38	13 30
	Hong Kong.....	203	203	71 05
	Aust.-Hungary..	1,198	486	170 10
	Belgium.....	747	729	255 15
	China	20	20	7 00
	Cuba	180	180	63 00
	France.....	10,038	1,294	452 90
	Germany	70,419	70,337	24,617 95
	Japan	6,920	1,809	633 15
	Portugal...	21	21	7 35
	Switzerland.....	511	124	43 40
	Turkey, in Asia.	24	24	8 40
	United States...	132,095	131,977	46,191 95
	Total.....	314,039	217,310	76,058 50

SESSIONAL PAPER No. 11
OF IMPORTS—Continued.

FOR HOME CONSUMPTION.

Preferential Tariff.			Treaty Rates.			Total.		
Quantity.	Value.	Duty.	Quantity.	Value.	Duty.	Quantity.	Value.	Duty Collected.
	\$	\$ cts.		\$	\$ cts.		\$	\$ cts.
.....	3,186	730 43	3,186	730 43
.....	470	107 87
.....	1,897,235	531,254 57
.....	3,186	730 43	1,900,891	532,092 87
.....
.....	2,348	469 60	3,665	1,007 87	7,810	2,016 57
.....	4	1 20
.....	587	161 42	917	260 42
.....	405	111 37	739	211 57
.....	135	40 50
.....	7,623	2,096 50	9,486	2,655 40
.....	2,932	879 60
.....	24	6 60	659	197 10
.....	216	59 40	216	59 40
.....	169	46 47	196	54 57
.....	28,337	8,501 10
.....	2,348	469 60	12,689	3,489 63	51,431	14,877 43
.....
.....	1,415	283 00	4,396	1,208 90	7,995	2,147 10
.....	1,572	432 30	2,062	579 30
.....	483	132 82	767	218 02
.....	4,614	1,268 98	6,247	1,758 88
.....	2,135	640 50
.....	46	13 80
.....	15	4 50
.....	9,401	2,820 30
.....	1,415	283 00	11,065	3,043 00	28,668	8,182 40
.....
.....	79,927	17,983 93	1,120	336 00	91,115	21,843 73
.....	38	13 30
.....	203	71 05
.....	712	213 60	1,198	383 70
.....	18	5 40	747	260 55
.....	20	7 00
.....	180	63 00
.....	7,422	2,226 60	8,716	2,679 50
.....	70,337	24,617 95
.....	5,111	1,533 30	6,920	2,166 45
.....	21	7 35
.....	287	86 10	411	129 50
.....	24	8 40
.....	131,977	46,191 95
.....	79,927	17,983 93	14,670	4,401 00	311,907	98,443 43

3 GEORGE V., A. 1913

No. 1.—GENERAL STATEMENT

ARTICLES IMPORTED.	COUNTRIES.	TOTAL IMPORTS.		ENTERED		
		Quantity.	Value.	General Tariff.		
				Quantity.	Value.	Duty.
DUTIABLE GOODS— <i>Con.</i>			\$		\$	\$ cts.
Fancy goods— <i>Con.</i>						
Braids, cords, fringes, tassels, N.O.P.....	United Kingdom	239,705	113,089	39,581 15	
	Hong Kong.....	49	49	17 15	
	Aust.-Hungary..	9,917	2,197	768 95	
	Belgium.....	8,259	4,610	1,613 50	
	France.....	70,107	14,088	4,930 80	
	Germany.....	132,624	132,563	46,397 05	
	Italy.....	1,049	1,032	361 20	
	Japan.....	121	36	12 60	
	Switzerland.....	13,444	1,923	673 05	
	United States...	204,279	204,677	71,636 95	
	Total . . .	679,554	474,264	165,992 40	
Tinsel thread and tinsel wire, for the manufacture of braids, cords, tassels, ribbons or trimmings... ..	United Kingdom	775	35	3 50	
	France.....	10,167	10,167	1,016 70	
	Germany. . .	685	685	68 50	
	United States...	701	701	70 10	
	Total . . .	12,328	11,588	1,158 80	
Cases for jewellery, watches, silverware, plated ware and cutlery.....	United Kingdom	2,183	393	137 55	
	Hong Kong.....	16	16	5 60	
	Aust.-Hungary..	74	74	25 90	
	Belgium . . .	333			
	France.....	1,340			
	Germany.....	7,358	7,358	2,575 30	
	Switzerland.....	9	9	3 15	
	United States...	14,599	14,599	5,109 65	
	Total.....	25,912	22,449	7,857 15	
Fans.	United Kingdom	721	179	53 70	
	Hong Kong. . .	173	148	44 40	
	Aust.-Hungary..	455	332	99 60	
	Belgium.....	1	1	30	
	China.....	314	314	94 20	
	France . . .	1,283	783	234 90	
	Germany.....	627	627	188 10	
	Italy.....	6	6	1 80	
	Japan.....	2,599	84	25 20	
	Spain . . .	55	55	16 50	
	United States...	2,567	2,567	770 10	
	Total.....	9,801	5,096	1,528 80	
Feathers, fruits, grains, leaves and flowers, artificial, suitable for ornamenting hats.....	United Kingdom	186,439	66,665	18,332 97	
	Hong Kong. . .	55	55	15 12	
	Aust.-Hungary..	4,901	4,901	1,347 77	
	Belgium.....	822	822	226 05	
	France.....	80,238	80,147	22,040 52	
	Germany.....	76,152	76,152	20,941 90	
	Japan.....	366	366	100 65	
	Switzerland.....	1,243	1,243	341 82	
	United States...	130,332	130,368	35,851 88	
	Total.....	480,548	360,719	99,198 68	

SESSIONAL PAPER No. 11
OF IMPORTS—Continued.

FOR HOME CONSUMPTION.

Preferential Tariff.			Treaty Rates.			Total.		
Quantity.	Value.	Duty.	Quantity.	Value.	Duty.	Quantity.	Value.	Duty Collected.
	\$	\$ cts.		\$	\$ cts.		\$	\$ cts.
.....	71,406	17,851 50	56,209	18,267 92	240,704	75,700 57
.....			49	17 15
.....			7,720	2,509 00	9,917	3,277 95
.....			2,062	670 15	6,672	2,283 65
.....			56,669	18,417 87	70,757	23,348 67
.....			132,563	46,397 05
.....			17	5 52	1,049	366 72
.....			85	27 62	121	40 22
.....			11,521	3,744 32	13,444	4,417 37
.....			204,677	71,636 95
.....	71,406	17,851 50	134,283	43,642 40	679,953	227,486 30
.....	740	37 00	775	40 50
.....			10,167	1,016 70
.....			685	68 50
.....			701	70 10
.....	740	37 00	12,328	1,195 80
.....	1,754	394 71	36	10 80	2,183	543 06
.....			16	5 60
.....			74	25 90
.....			333	99 90	333	99 90
.....			1,340	402 00	1,340	402 00
.....			7,358	2,575 30
.....			9	3 15
.....			14,599	5,109 65
.....	1,754	394 71	1,709	512 70	25,912	8,764 56
.....	319	63 80	223	61 32	721	178 82
.....			25	6 87	173	51 27
.....			123	33 82	455	133 42
.....			1	30
.....			314	94 20
.....			500	137 50	1,233	372 40
.....			627	188 10
.....			6	1 80
.....			3,515	966 72	3,599	991 92
.....			55	16 50
.....			2,567	770 10
.....	319	63 80	4,386	1,206 23	9,801	2,798 83
.....	119,767	23,953 40	186,432	42,286 37
.....			55	15 12
.....			4,901	1,347 77
.....			822	226 05
.....			80,147	22,040 52
.....			76,152	20,941 90
.....			366	100 65
.....			1,243	341 82
.....			130,368	35,851 88
.....	119,767	23,953 40	480,486	123,152 08

3 GEORGE V., A. 1913
No. 1.—GENERAL STATEMENT

ARTICLES IMPORTED.	COUNTRIES.	TOTAL IMPORTS.		ENTERED		
		Quantity.	Value.	General-Tariff.		
				Quantity.	Value.	Duty.
DUTIABLE GOODS— <i>Con.</i>			\$		\$	\$ cts.
Fancy goods— <i>Con.</i>						
Feathers, fancy undressed...	United Kingdom	70,506	3,735	560	25	
	B. S. Africa	39,473	50	7	50	
	Aust.-Hungary.. ..		688	103	20	
	Belgium.....	790	790	118	50	
	France.....	2,376				
	Germany.....	5,876	5,833	874	95	
	United States... ..	29,421	28,756	4,313	40	
	Total.....	148,442	39,852	5,977	80	
Feathers, fancy, N.O.P., and manufactures of feathers, N.O.P.....	United Kingdom	275,908	62,976	17,318	50	
	B. S. Africa.....	26	26	7	15	
	Aust.-Hungary.. ..	2,391	2,391	657	52	
	Belgium.....	1,244	1,244	342	10	
	France.....	90,217	90,245	24,817	76	
	Germany.....	35,242	35,242	9,691	65	
	Japan.....	25	25	6	87	
	Turkey in Asia ..	42	42	11	55	
	United States... ..	73,202	73,202	20,130	66	
	Total.....	478,297	265,393	72,983	76	
Feathers, ostrich and vulture, dressed.....	United Kingdom	45,832	2,476	680	90	
	France.....	3,088	3,088	849	31	
	Germany.....	1,029	1,029	282	97	
	United States... ..	2,513	2,513	691	08	
	Total.....	52,462	9,106	2,504	26	
Ivory or bone dice, draughts, chessmen, &c.....	United Kingdom	84	49	8	57	
	France.....	84	84	14	70	
	Germany.....	51	51	8	92	
	United States... ..	147	147	25	77	
	Total.....	366	331	57	96	
Lace, N.O.P., lace collars and all manufactures of lace; nets and nettings of cotton, linen, silk or other material, N.O.P.....	United Kingdom	674,159	146,651	51,327	85	
	B. India	62	62	21	70	
	Hong Kong.....	213	213	74	55	
	Malta.....	1,345	1,309	458	15	
	Aust.-Hungary ..	10,024	7,014	2,454	90	
	Belgium.....	6,052	2,581	903	35	
	China.....	69	69	24	15	
	France.....	177,336	48,794	17,079	30	
	Germany.....	141,593	140,781	49,273	35	
	Italy.....	553	553	193	55	
	Japan.....	5,032	1,080	378	00	
	Spain.....	456				
	Switzerland.....	33,873	1,944	680	40	
	Turkey in Asia ..	184	184	64	40	
	" in Europe	1,248	1,248	436	80	
	United States... ..	97,650	97,650	34,177	50	
	Total.	1,149,849	450,137	157,547	95	

SESSIONAL PAPER No. 11

OF IMPORTS—Continued.

FOR HOME CONSUMPTION.

Preferential Tariff.			Treaty Rates.			Total.		
Quantity.	Value.	Duty.	Quantity.	Value.	Duty.	Quantity.	Value.	Duty Collected.
	\$	\$ cts.		\$	\$ cts.		\$	\$ cts.
.....	59,989	5,998 90	6,782	847 77	70,506	7,406 92
.....	39,423	3,942 30	39,473	3,949 80
.....			688	103 20
.....			790	118 50
.....			2,376	297 00	2,376	297 00
.....			5,833	874 95
.....			28,756	4,313 40
.....	99,412	9,941 20	9,158	1,144 77	148,422	17,063 77
.....	212,785	42,557 00	275,761	59,875 50
.....			26	7 15
.....			2,391	657 52
.....			1,244	342 10
.....			90,245	24,817 76
.....			35,242	9,691 65
.....			25	6 87
.....			42	11 55
.....			73,202	20,130 66
.....	212,785	42,557 00	478,178	115,540 76
.....	43,356	8,671 20	45,832	9,352 10
.....			3,088	849 31
.....			1,029	282 97
.....			2,513	691 08
.....	43,356	8,671 20	52,462	11,175 46
.....	35	5 25	84	13 82
.....			84	14 70
.....			51	8 92
.....			147	25 77
.....	35	5 25	366	63 21
.....	400,020	100,005 00	125,729	35,153 42	672,400	186,486 27
.....			62	21 70
.....			213	74 55
.....			36	9 90	1,345	468 05
.....			2,242	632 99	9,256	3,087 89
.....			3,471	1,128 09	6,052	2,031 44
.....			69	24 15
.....			128,110	35 454 23	176,908	52,533 53
.....			140,781	49,273 35
.....			553	193 55
.....			3,950	1,086 22	5,030	1,464 22
.....			281	77 27	281	77 27
.....			32,196	9,029 33	34,140	9,709 73
.....			184	64 40
.....			1,248	436 80
.....			97,650	34,177 50
.....	400,020	100,005 00	296,015	82,571 45	1,146,172	340,124 40

3 GEORGE V., A. 1913

No. 1.—GENERAL STATEMENT

ARTICLES IMPORTED.	COUNTRIES.	TOTAL IMPORTS.		ENTERED		
		Quantity.	Value.	General Tariff.		
				Quantity.	Value.	Duty.
DUTIABLE GOODS— <i>Con.</i>			\$		\$	\$ cts.
Fancy goods— <i>Con.</i>						
Statues and statuettes of any material	United Kingdom	4,532	2,269	680	70	
	Hong Kong.....	11	11	3	30	
	Aust.-Hungary..	845	253	75	90	
	Belgium	1,331	1,050	315	00	
	Egypt & Soudan	10	10	3	00	
	France.....	25,069	4,832	1,449	60	
	Germany..	11,856	10,941	3,282	30	
	Holland	72	72	21	60	
	Italy	13,603	11,892	3,567	60	
	Japan	298	262	78	60	
	Norway	69	69	20	70	
	United States...	18,021	18,021	5,406	30	
	Total	75,717	49,682	14,904	60	
Toys and dolls of all kinds...	United Kingdom	72,050	27,769	8,330	70	
	Hong Kong.....	97	97	29	10	
	Aust.-Hungary..	4,930	1,861	558	30	
	Belgium.....	1,414	682	204	60	
	China	41	41	12	30	
	Dutch E. Indies.	57	57	17	10	
	France.....	19,720	2,742	822	60	
	Germany. . .	441,062	442,519	132,755	70	
	Holland.....	1,178	1,178	353	40	
	Italy.	19	19	5	70	
	Japan	15,556	1,700	510	00	
	Switzerland.....	51	8	2	40	
	United States...	214,826	214,839	64,451	70	
	Total.....	771,001	693,512	208,053	60	
Feathers, bed and other, undressed, N.O.P.....	United Kingdom	10,071	5,797	869	55	
	Japan	426	
	United States...	35,949	35,949	5,392	35	
	Total.....	46,446	41,746	6,261	90	
Feathers, bed and other, dressed, N.O.P.....	United Kingdom	39,231	2,334	641	85	
	Aust.-Hungary.	1,253	1,253	344	57	
	Belgium.....	1,599	1,599	439	73	
	France.....	8,572	8,572	2,357	30	
	Germany	7,013	7,013	1,928	57	
	United States...	14,757	14,757	4,058	24	
	Total	72,425	35,528	9,770	26	
Featherbone, plain or covered, in coils	United Kingdom	11	
	United States...	749	749	149	80	
	Total.....	760	749	149	80	

SESSIONAL PAPER No. 11
OF IMPORTS—Continued.

FOR HOME CONSUMPTION.

Preferential Tariff.			Treaty Rates.			Total.		
Quantity.	Value.	Duty.	Quantity.	Value.	Duty.	Quantity.	Value.	Duty Collected.
	\$	\$ cts.		\$	\$ cts.		\$	\$ cts.
.....	1,357	271 40	1,159	318 73	4,785	1,270 83
.....			11	3 30
.....			592	162 80	845	238 70
.....			281	77 27	1,331	392 27
.....			10	3 00
.....			19,947	5,485 69	24,779	6,935 29
.....			10,941	3,282 30
.....			72	21 60
.....			2,409	662 47	14,301	4,230 07
.....			36	9 90	298	88 50
.....			69	20 70
.....			18,021	5,406 30
.....	1,357	271 40	24,424	6,716 86	75,463	21,892 86
.....				
.....	41,800	8,360 00	1,882	517 55	71,451	17,208 25
.....			97	29 10
.....			3,094	850 85	4,955	1,409 15
.....			732	201 30	1,414	405 90
.....			41	12 30
.....			57	17 10
.....			16,972	4,667 50	19,714	5,490 10
.....			442,519	132,755 70
.....			1,178	353 40
.....			19	5 70
.....			13,840	3,806 20	15,540	4,316 20
.....			43	11 82	51	14 22
.....			214,839	64,451 70
.....	41,800	8,360 00	36,563	10,055 22	771,875	226,468 82
.....				
.....	4,274	427 40	10,071	1,296 95
.....			426	53 25	426	53 25
.....			35,949	5,392 35
.....	4,274	427 40	426	53 25	46,446	6,742 55
.....				
.....	36,897	7,379 40	39,231	8,021 25
.....			1,253	344 57
.....			1,599	439 73
.....			8,572	2,357 30
.....			7,013	1,928 57
.....			14,757	4,058 24
.....	36,897	7,379 40	72,425	17,149 66
.....				
.....	11	1 38	11	1 38
.....			749	149 80
.....	11	1 38	760	151 18

3 GEORGE V., A. 1913
No. 1.—GENERAL STATEMENT

ARTICLES IMPORTED.	COUNTRIES.	TOTAL IMPORTS.		ENTERED		
		Quantity.	Value.	General Tariff.		
				Quantity.	Value.	Duty.
DUTIABLE GOODS.			\$		\$	\$ cts.
Fertilizers, compounded or manufactured	United Kingdom		32,045		4,755	475 50
	United States...		413,338		413,338	41,333 80
	Total		445,383		418,093	41,809 30
Fibre, kartavert, indurated fibre, vulcanized fibre and like material and manufactures of, N.O.P.	United Kingdom		1,299		167	41 75
	Hong Kong.....		7		7	1 75
	France.....		670		670	167 50
	Germany.....		41		41	10 25
	United States...		95,316		95,549	23,887 25
	Total		97,323		96,434	24,108 50
Fireworks, firecrackers and torpedoes, all kinds.....	United Kingdom		7,475			
	Hong Kong.....		1,864		1,864	466 00
	China.....		6,201		6,201	1,550 25
	Japan.....		227		227	56 75
	United States...		39,150		39,150	9,787 50
	Total		54,917		47,442	11,860 50
Fish— Cod, haddock, ling and pollock, fresh, imported otherwise than in barrels, &c....		Lbs.		Lbs.		
	United States ..	323,492	14,130	301,782	13,621	3,017 82
Cod, haddock, ling and pollock, dry salted.....	United Kingdom	734,745	31,843			
	Hong Kong.....	176,313	5,508	176,313	5,508	1,763 13
	China	7,074	177	7,074	177	70 74
	Italy.....	1,233	58	1,233	58	12 83
	Japan.....	106,020	9,353	106,020	9,353	1,060 20
	Miquelon and St. Pierre.....	333,812	20,653			
	Norway	6,120	579	1,229	246	12 29
	United States...	356,272	23,744	307,781	20,804	3,077 81
	Total	1,721,639	91,915	599,700	36,146	5,997 00
Cod, haddock, ling and pollock, smoked.....	United States...	650	54	650	54	6 50
Cod, haddock, ling and pollock, pickled in barrels....	United States...	89,800	1,796	89,800	1,796	898 00
Halibut, fresh, not in barrels.	United States...	3,421,743	149,224	2,230,120	107,678	22,801 20
Herrings, fresh, not in barrels.	United Kingdom	3,034	234	360	18	3 60
	United States...	643	27	643	27	6 43
	Total	3,677	261	1,003	45	10 03

SESSIONAL PAPER No. 11
OF IMPORTS—Continued.

FOR HOME CONSUMPTION.

Preferential Tariff.			Treaty Rates.			Total.		
Quantity.	Value.	Duty.	Quantity.	Value.	Duty.	Quantity.	Value.	Duty Collected.
No.	\$	\$ cts.	No.	\$	\$ cts.	No.	\$	\$ cts.
.....	27,290	1,364 50	32,045	1,840 00
.....	413,338	41,333 80
.....	27,290	1,364 50	445,383	43,173 80
.....	1,296	226 83	1,463	268 58
.....	7	1 75
.....	670	167 50
.....	41	10 25
.....	95,549	23,887 25
.....	1,296	226 83	97,730	24,335 33
.....	7,475	1,308 13	7,475	1,308 13
.....	1,864	466 00
.....	6,201	1,550 25
.....	227	56 75
.....	39,150	9,787 50
.....	7,475	1,308 13	54,917	13,168 63
Lbs.	Lbs.	Lbs.
.....	301,782	13,621
.....	3,017 82
.....
.....	176,313	5,508
.....	7,074	177
.....	1,283	58
.....	106,020	9,353
.....	1,060 20
.....	1,229	246
.....	307,781	20,804
.....	12 29
.....	599,700	36,146
.....	5,997 00
.....	650	54
.....	6 50
.....	89,800	1,796
.....	898 00
.....	2,280,120	107,678
.....	22,801 20
.....
3,634	263	18 17	3,994	281
.....	643	27
.....	21 77
.....	6 43
3,634	263	18 17	4,637	308
.....	28 20

3 GEORGE V., A. 1913

No. 1.—GENERAL STATEMENT

ARTICLES IMPORTED.	COUNTRIES.	TOTAL IMPORTS.		ENTERED		
		Quantity.	Value.	General Tariff.		
				Quantity.	Value.	Duty.
		Lbs.	\$	Lbs.	\$	\$ cts.
DUTABLE GOODS— <i>Con.</i>						
Fish— <i>Con.</i>						
Herrings, pickled or salted ..	United Kingdom	895,038	32,257	28,862	1,161	144 31
	Hong Kong.....	1,110	26	1,110	26	5 55
	Belgium.....	17,855	786	17,855	786	89 27
	Denmark.....	20,000	1,091	20,000	1,091	100 00
	Germany.....	16,140	937	16,140	967	80 70
	Holland.....	783,128	39,375	779,278	39,001	3,896 39
	Japan.....	700	31	700	31	3 50
	Norway.....	86,452	3,001	102,987	3,393	514 93
	Sweden.....	1,100	32	1,100	32	5 50
	United States...	369,225	16,013	370,275	16,106	1,851 39
	Total	2,100,748	93,549	1,338,307	62,564	6,691 54
Herrings, smoked.....	United Kingdom	30,038	1,464			
	United States...	365	31	365	31	3 65
	Total.....	30,403	1,495	365	31	3 65
Mackerel, fresh.....	United Kingdom	382,660	16,092			
	United States...	128,756	5,734	2,756	280	27 56
	Total .. .	511,416	21,826	2,756	280	27 56
Mackerel, pickled.....	United Kingdom	217,952	9,391			
	United States...	76,010	3,129	6,010	649	60 10
	Total	293,962	12,520	6,010	649	60 10
Sea fish, other, fresh, not in barrels.....	Hong Kong.....	574	14	574	14	5 74
	Italy.....	2,286	256	2,286	256	22 86
	United States...	9,346	798	9,346	798	93 46
	Total.....	12,206	1,068	12,206	1,068	122 06
Sea fish, other, pickled, in barrels.....	Miquelon and St. Pierre.....	600	12	600	12	6 00
Sea fish, other, preserved, N.O.P.....	United Kingdom	63,928	8,174	7,912	1,240	372 00
	France.....	1,640	176	1,640	176	52 80
	Japan.....	400	33	400	33	9 90
	Norway.....	7,550	545	7,550	545	163 50
	United States...	13,775	1,376	13,903	1,314	394 20
	Total.....	87,293	10,304	31,405	3,308	992 40
Oysters, fresh, in shell	United States...	Brls. 5,726	27,676	Brls. 5,726	27,676	6,919 00
Oysters, shelled, in bulk	United States...	Galls. 251,779	321,548	Galls. 251,779	321,548	25,177 90

SESSIONAL PAPER No. 11

OF IMPORTS—Continued.

FOR HOME CONSUMPTION.

Preferential Tariff.			Treaty Rates.			Total.		
Quantity.	Value.	Duty.	Quantity.	Value.	Duty.	Quantity.	Value.	Duty Collected.
Lbs.	\$	\$ cts.	Lbs.	\$	\$ cts.	Lbs.	\$	\$ cts.
776,162	31,276	2,716 59	805,024	32,437	2,860 90
.....	1,110	26	5 55
.....	17,855	786	89 27
.....	20,000	1,091	100 00
.....	16,140	937	80 70
.....	779,278	39,001	3,896 39
.....	700	31	3 50
.....	102,987	3,393	514 93
.....	1,100	32	5 50
.....	370,275	16,106	1,851 39
776,162	31,276	2,716 59	2,114,469	93,840	9,408 13
.....
30,038	1,464	150 19	30,038	1,464	150 19
.....	365	31	3 65
30,038	1,464	150 19	30,403	1,495	153 84
.....
1,004	72	5 02	1,004	72	5 02
.....	2,756	280	27 56
1,004	72	5 02	3,760	352	32 58
.....
8,000	384	40 00	8,000	384	40 00
.....	6,010	649	60 10
8,000	384	40 00	14,010	1,033	100 10
.....
.....	574	14	5 74
.....	2,286	256	22 86
.....	9,346	798	93 46
.....	12,206	1,068	122 06
.....
.....	600	12	6 00
.....
54,177	6,676	1,168 42	62,089	7,916	1,540 42
.....	1,640	176	52 80
.....	400	33	9 90
.....	7,550	545	163 50
.....	13,903	1,314	394 20
54,177	6,676	1,168 42	85,582	9,984	2,160 82
.....
Brls.	Brls.	Brls.
.....	5,726	27,676	6,919 00
.....
Galls.	Galls.	Galls.
.....	251,779	321,548	25,177 90

3 GEORGE V., A. 1913

No. 1.—GENERAL STATEMENT

ARTICLES IMPORTED.	COUNTRIES.	TOTAL IMPORTS.		ENTERED		
		Quantity.	Value.	General Tariff.		
				Quantity.	Value.	Duty.
		Cans.	\$	Cans.	\$	\$ cts.
DUTIABLE GOODS— <i>Con.</i>						
Fish— <i>Con.</i>						
Oysters, canned, in cans not over one pint.....	Hong Kong.....	192	9	192	9	5 76
	United States...	474,000	47,782	455,418	47,309	13,662 54
	Total	474,192	47,791	455,610	47,318	13,668 30
Oysters, canned, in cans over one pint and not over one quart	United Kingdom	2,400	192
	Japan.....	96	8	96	8	4 80
	United States...	15,796	7,019	14,788	6,314	739 40
	Total.....	18,292	7,219	14,884	6,322	744 20
Oysters, canned, in cans exceeding one quart.....		Qts.		Qts.		
	United States...	1,168	405	1,168	405	58 40
Oysters, prepared or preserved, N.O.P.		Lbs.		Lbs.		
	United Kingdom	50	6
	Hong Kong.....	6,843	507	6,843	507	152 10
	China	60	3	60	3	90
	Japan	160	12	160	12	3 60
	United States...	18,332	1,852	19,441	1,966	589 80
	Total.....	25,445	2,380	26,504	2,488	746 40
Lobsters, fresh (not alive)...		Brls.		Brls.		
	United States...	502	6,707	502	6,707	1,676 75
Lobsters, canned, N.O.P. ...		Lbs.		Lbs.		
	B. S. Africa....	6,000	917
	Miquelon and St Pierre.....	480	120	480	120	36 00
	United States...	7,575	1,792	1,150	142	42 60
	Total.....	14,055	2,829	1,630	262	78 60
Bait fish, fresh, not in barrels	United States...	184,503	4,548	578	70	5 78
Bait fish, salted, not in barrels	China	472	19	472	19	4 72
	United States...	5,560	344	5,560	344	55 60
	Total.	6,032	363	6,032	363	60 32
Salmon, fresh	United Kingdom	230	15
	United States ..	760,480	10,156	754,620	9,922	7,546 20
	Total.....	760,710	10,171	754,620	9,922	7,546 20
Salmon, smoked.....	United States...	8,625	1,608	8,625	1,608	86 25

SESSIONAL PAPER No. 11

OF IMPORTS—Continued.

FOR HOME CONSUMPTION.

Preferential Tariff.			Treaty Rates.			Total.		
Quantity.	Value.	Duty.	Quantity.	Value.	Duty.	Quantity.	Value.	Duty Collected.
Cans.	\$	\$ cts.	Cans.	\$	\$ cts.	Cans.	\$	\$ cts.
.....	192	9	5 76
.....	455,418	47,309	13,662 54
.....	455,610	47,318	13,668 30
2,400	192	72 00	2,400	192	72 00
.....	96	8	4 80
.....	14,788	6,314	739 40
2,400	192	72 00	17,284	6,514	816 20
Qts.	Qts.	Qts.
.....	1,168	405	58 40
Lbs.	Lbs.	Lbs.
50	6	1 05	50	6	1 05
.....	6,843	507	152 10
.....	60	3	90
.....	160	12	3 60
.....	19,441	1,966	589 80
50	6	1 05	26,554	2,494	747 45
Brls.	Brls.	Brls:
.....	502	6,707	1,676 75
Lbs.	Lbs.	Lbs.
6,000	917	160 48	6,000	917	160 48
.....	480	120	36 00
.....	1,150	142	42 60
6,000	917	160 48	7,630	1,179	239 08
.....	578	70	5 78
.....	472	19	4 72
.....	5,560	344	55 60
.....	6,032	363	60 32
230	15	1 15	230	15	1 15
.....	754,620	9,922	7,546 20
230	15	1 15	754,850	9,937	7,547 35
.....	8,625	1,608	86 25

ARTICLES IMPORTED.	COUNTRIES.	TOTAL IMPORTS.		ENTERED		
		Quantity.	Value.	General Tariff.		
				Quantity.	Value.	Duty.
		Lbs.	\$	Lbs.	\$	\$ cts.
DUTIABLE GOODS— <i>Con.</i>						
Fish— <i>Con.</i>						
Salmon canned, prepared or preserved, N.O.P.....	United Kingdom	14,398	1,056
	China	140	17	140	17	5 10
	United States...	8,085	839	7,701	807	242 10
	Total... ..	22,623	1,912	7,841	824	247 20
Salmon, pickled or salted....	United Kingdom	1,053	115
	Italy.....	30	1	2,792	173	27 92
	Norway	1,736	116	2,145	199	21 45
	United States...	15,922	1,313	15,747	1,293	157 47
	Total.....	18,741	1,545	20,684	1,665	206 84
Fish, smoked or boneless....	United Kingdom	32,524	1,934	3,250	152	32 50
	China	1,607	77	1,607	77	16 07
	United States...	17,653	1,583	17,653	1,583	176 53
	Total.....	51,784	3,594	22,510	1,812	225 10
Anchovies, sardines, sprats and other fish, packed in oil or otherwise, in tin boxes weighing over 20 ounces and not over 36 ounces each....		Boxes.		Boxes.		
	United Kingdom	108	5
	Hong Kong.....	5,010	326	5,010	326	300 60
	China	288	27	288	27	17 28
	Italy.....	572	135	322	73	19 32
	Japan.....	24	2	24	2	1 44
	United States...	369	42	369	42	22 14
	Total.....	6,371	537	6,013	470	360 78
Anchovies, sardines, &c., in tin boxes weighing over 12 ounces and not over 20 ounces each.....	United Kingdom	19,725	1,797	237	27	10 66
	Hong Kong.....	25,937	1,295	25,937	1,295	1,167 18
	China	720	40	720	40	32 40
	France.. ..	8,929	1,987	200	23	9 00
	Italy	16,120	2,398	6,900	1,125	310 50
	Japan.....	2,424	255	1,252	98	56 34
	Norway	9,975	792	75	18	3 37
	United States...	4,567	524	4,567	524	205 51
	Total.....	88,397	9,088	39,888	3,150	1,794 96
Anchovies, sardines, &c., when packed in tin boxes weighing over 8 ounces and not over 12 ounces.....	United Kingdom	80,794	4,755	9,258	748	324 03
	France.....	17,587	1,334	4,700	264	164 50
	Germany.....	100	13	100	13	3 50
	Holland.....	300	53
	Italy.....	9,000	830	6,410	663	224 35
	Norway	236,912	11,337	1,500	140	52 50
	Portugal.....	10,900	914	6,000	522	210 00
	United States...	3,570	406	3,570	406	124 95
	Total	359,163	19,642	31,538	2,756	1,103 83

SESSIONAL PAPER No. 11

OF IMPORTS—Continued.

FOR HOME CONSUMPTION.

Preferential Tariff.			Treaty Rates.			Total.		
Quantity.	Value.	Duty.	Quantity.	Value.	Duty.	Quantity.	Value.	Duty Collected.
Lbs.	\$	\$ cts.	Lbs.	\$	\$ cts.	Lbs.	\$	\$ cts.
17,889	1,177	206 00	17,889	1,177	206 00
.....	140	17	5 10
.....	7,701	807	242 10
17,889	1,177	206 00	25,730	2,001	453 20
1,053	115	5 27	1,053	115	5 27
.....	2,792	173	27 92
.....	2,145	199	21 45
.....	15,747	1,293	157 47
1,053	115	5 27	21,737	1,780	212 11
29,274	1,782	146 37	32,524	1,934	178 87
.....	1,607	77	16 07
.....	17,653	1,583	176 53
29,274	1,782	146 37	51,784	3,594	371 47
Boxes.			Boxes			Boxes.		
108	5	3 78	108	5	3 78
.....	5,010	326	300 60
.....	288	27	17 28
.....	322	73	19 02
.....	24	2	1 44
.....	369	42	22 14
108	5	3 78	6,121	475	364 56
17,888	1,309	447 20	2,200	552	88 00	20,325	1,888	545 86
.....	25,937	1,295	1,167 18
.....	720	40	32 40
.....	9,668	2,366	386 72	9,868	2,389	395 72
.....	672	43	26 88	7,572	1,168	337 38
.....	1,172	157	46 88	2,424	255	103 22
.....	10,600	998	424 00	10,675	1,016	427 37
.....	4,567	524	205 51
17,888	1,309	447 20	24,312	4,116	972 48	82,088	8,575	3,214 64
38,162	2,380	763 24	43,574	2,821	871 48	90,994	5,949	1,958 75
.....	22,387	1,715	447 74	27,087	1,979	612 24
.....	100	13	3 50
.....	2,000	120	40 00	2,000	120	40 00
.....	6,410	663	224 35
.....	214,912	9,989	4,298 24	216,412	10,129	4,350 74
.....	6,000	522	210 00
.....	3,570	406	124 95
38,162	2,380	763 24	282,873	14,645	5,657 46	352,573	19,781	7,524 53

3 GEORGE V., A. 1913

No. 1.—GENERAL STATEMENT

ARTICLES IMPORTED.	COUNTRIES.	TOTAL IMPORTS.		ENTERED		
		Quantity.	Value.	General Tariff.		
				Quantity.	Value.	Duty.
DUTIABLE GOODS— <i>Con.</i>		Boxes.	\$	Boxes.	\$	\$ cts.
Fish— <i>Con.</i> Anchovies, sardines, &c., when packed in tin boxes weighing 8 ounces or less...	United Kingdom	1,436,242	75,945	68,791	3,789	1,719 78
	Hong Kong.....	24	4	24	4	0 60
	Belgium.....	15,500	853	10,800	567	270 00
	France.....	178,958	13,784	22,285	1,709	557 12
	Germany.....	48	7	816	114	20 40
	Italy.....	42,803	3,198	25,420	1,894	635 50
	Japan.....	744	151
	Norway.....	2,593,349	139,493	51,767	2,641	1,294 17
	Portugal.....	59,032	3,493	106,700	6,171	2,667 50
	Spain.....	2,500	135	2,500	135	62 50
	Sweden.....	57,178	2,428	5,078	201	126 95
	United States..	53,695	3,953	61,695	4,365	1,542 39
	Total.....	4,440,073	243,444	355,876	21,590	8,896 91
Fish preserved in oil, N.O.P.	United Kingdom	1,336	264	92 40
	Hong Kong.....	1,175	1,175	411 25
	China.....	306	306	107 10
	France.....	1,339	190	66 50
	Italy.....	376	550	192 50
	Japan.....	125	125	43 75
	Norway.....	3,305	14	4 90
	United States..	389	389	136 15
	Total.....	8,351	3,013	1,054 55
Fish, all other, not in barrels or half barrels, fresh... ..	United Kingdom	Lbs. 1,742	228	Lbs.
	China.....	773	25	773	25	7 73
	France.....	578	34	5 78
	United States..	151,684	11,859	151,984	11,865	1,519 84
	Total.....	154,199	12,112	153,335	11,924	1,533 35
Fish, all other, not in barrels or half barrels, pickled. ...	Newfound land and Labrador..	120	3	120	3	1 20
	China.....	168	33	168	33	1 68
	Italy.....	1,402	404	4,876	717	48 76
	Spain.....	1,430	179	238	30	2 38
	United States..	7,512	703	7,272	685	72 72
	Total.....	10,632	1,322	12,674	1,468	126 74
Fish, fresh or dried, N.O.P., imported in barrels or half barrels	United Kingdom	19,461	2,281	3,209	205	32 09
	Hong Kong....	9,376	428	9,376	428	93 76
	China.....	22,568	1,028	22,568	1,028	225 68
	Germany.....	1,650	176	16 50
	Italy.....	7,965	1,008	10,809	1,049	108 09
	Japan.....	2,312	201	2,877	226	28 77
	Norway.....	2,090	200	2,090	200	20 90
	Spain.....	238	30	2 38
	United States..	503,434	26,921	504,474	26,979	5,044 74
	Total.....	567,206	32,067	557,291	30,321	5,572 91

SESSIONAL PAPER No. 11

OF IMPORTS—Continued.

FOR HOME CONSUMPTION.

Preferential Tariff.			Treaty Rates.			Total.		
Quantity.	Value.	Duty.	Quantity.	Value.	Duty.	Quantity.	Value.	Duty Collected.
Boxes.	\$	\$ cts.	Boxes.	\$	\$ cts.	Boxes.	\$	\$ cts.
720,089	29,096	9,001 11	734,026	44,545	14,680 52	1,522,906	77,430	25,401 41
.....	24	4	0 60
.....	4,700	286	94 00	15,500	853	364 00
.....	308,687	26,806	6,173 74	330,972	28,515	6,730 86
.....	816	114	20 40
.....	25,420	1,894	635 50
.....	3,744	374	74 88	3,744	374	74 88
.....	2,429,648	135,087	48,592 96	2,481,415	137,728	49,887 13
.....	106,700	6,171	2,667 50
.....	2,500	135	62 50
.....	49,600	2,122	992 00	54,678	2,323	1,118 95
.....	61,695	4,365	1,542 39
720,089	29,096	9,001 11	3,530,405	209,220	70,608 10	4,606,370	259,906	88,506 12
.....	793	158 60	256	76 80	1,313	327 80
.....	1,175	411 25
.....	306	107 10
.....	1,243	372 90	1,433	439 40
.....	550	192 50
.....	125	43 75
.....	3,420	1,026 00	3,434	1,030 90
.....	389	136 15
.....	793	158 60	4,919	1,475 70	8,725	2,688 85
Lbs.	Lbs.	Lbs.
1,742	228	8 72	1,742	228	8 72
.....	773	25	7 73
.....	578	34	5 78
.....	151,984	11,865	1,519 84
1,742	228	8 72	155,077	12,152	1,542 07
.....
.....	120	3	1 20
.....	168	33	1 68
.....	4,876	717	48 76
.....	238	30	2 38
.....	7,272	685	72 72
.....
.....	12,674	1,468	126 74
.....
16,252	2,076	81 27	19,461	2,281	113 36
.....	9,376	428	93 76
.....	22,568	1,028	225 68
.....	1,650	176	16 50
.....	10,809	1,049	108 09
.....	2,877	226	28 77
.....	2,090	200	20 90
.....	238	30	2 38
.....	504,474	26,979	5,044 74
16,252	2,076	81 27	573,543	32,397	5,654 18

3 GEORGE V., A. 1913

No. 1.—GENERAL STATEMENT

ARTICLES IMPORTED.	COUNTRIES.	TOTAL IMPORTS.		ENTERED		
		Quantity.	Value.	General Tariff.		
				Quantity.	Value.	Duty.
		Lbs.	\$	Lbs.	\$	\$ cts.
DUTIABLE GOODS— <i>Con.</i>						
Fish, all other, pickled or salted, in barrels.....	United Kingdom	30,344	938	1,000	55	10 00
	Hong Kong.....	1,164	38	1,164	38	11 64
	China.....	1,300	74	1,300	74	13 00
	Germany.....	100	7	100	7	1 00
	Italy.....	136	13	5,430	458	54 30
	Japan.....	296	25	296	25	2 96
	Norway.....	1,953	142	2,553	189	25 53
	Spain.....			119	15	1 19
	United States...	47,644	2,449	27,644	1,924	276 44
	Total	82,937	3,686	39,606	2,785	396 06
Fish, prepared or preserved, N.O.P	United Kingdom	906,916	86,365	52,312	2,840	852 00
	Hong Kong.....	65,959	3,694	65,959	3,694	1,108 20
	Newfound land and Labrador.	100	19	100	19	5 70
	China.....	11,817	878	11,817	878	263 40
	France.....	5,603	1,008	5,175	996	298 80
	Germany.....	560	112	560	112	33 60
	Holland.....	2,410	46	2,410	46	13 80
	Italy.....	18,827	1,672	10,128	832	249 60
	Japan.....	166,257	17,999	166,497	18,016	5,404 80
	Norway.....	297,606	17,377	308,403	17,141	5,142 30
	United States...	259,067	26,791	257,553	26,736	8,020 80
	Total	1,735,122	155,961	880,914	71,310	21,393 00
		Galls.		Galls.		
Fish oil, cod, N.O.P	United Kingdom	12	17	12	17	3 82
	Norway.....	300	215	300	215	48 38
	United States...	352	110	352	110	24 75
	Total	664	342	664	342	76 95
Fish oil, cod liver	United Kingdom	646	717	570	596	134 10
	Norway.....	3,127	3,052	3,177	3,123	702 67
	United States...	5,156	5,428	5,156	5,428	1,221 42
	Total	8,929	9,197	8,903	9,147	2,058 19
Fish oil, seal.....	United States...	20	11	20	11	2 47
Fish oil, whale and spermaceti.....	United Kingdom	120	126	107	104	23 40
	Belgium.....	112	58	112	58	13 05
	United States ..	1,733	1,113	1,733	1,113	250 43
	Total	1,965	1,297	1,952	1,275	286 88
Fish oil, other, N.O.P.....	United Kingdom	24	20	20	17	3 82
	Aust.-Hungary..	810	365	810	365	82 12
	China.....	30	11	30	11	2 47
	France.....	200	205	200	205	46 12
	Germany.....	53	40	53	40	9 00
	Norway.....	6,970	6,365	5,485	5,331	1,199 47
	United States. .	12,714	7,069	12,714	7,069	1,590 61
	Total.....	20,801	14,075	19,312	13,038	2,933 61

SESSIONAL PAPER No. 11

OF IMPORTS—*Continued.*

FOR HOME CONSUMPTION.

Peferential Tariff.			Treaty Rates.			Total.		
Quantity.	Value.	Duty.	Quantity.	Value.	Duty.	Quantity.	Value.	Duty Collected.
Lbs.	\$	\$ cts.	Lbs.	\$	\$ cts.	Lbs.	\$	\$ cts.
10,109	290	50 54	11,109	345	60 54
.....	1,164	38	11 64
.....	1,300	74	13 00
.....	100	7	1 00
.....	5,430	458	54 30
.....	296	25	2 96
.....	2,553	189	25 53
.....	119	15	1 19
.....	27,644	1,924	276 44
10,109	290	50 54	49,715	3,075	446 60
881,262	84,600	14,805 51	933,574	87,440	15,657 51
.....	65,959	3,694	1,108 20
.....	100	19	5 70
.....	11,817	878	263 40
.....	5,175	996	298 80
.....	560	112	33 60
.....	2,410	46	13 80
.....	10,128	832	249 60
.....	166,497	18,016	5,404 80
.....	308,403	17,141	5,142 30
.....	257,553	26,736	8,020 80
881,262	84,600	14,805 51	1,762,176	155,910	36,198 51
Galls.			Galls.			Galls.		
.....	12	17	3 82
.....	300	215	48 38
.....	352	110	24 75
.....	664	342	76 95
76	121	15 13	646	717	149 23
.....	3,177	3,123	702 67
.....	5,156	5,428	1,221 42
76	121	15 13	8,979	9,268	2,073 32
.....	20	11	2 47
13	22	2 76	120	126	26 16
.....	112	58	13 05
.....	1,733	1,113	250 43
13	22	2 76	1,965	1,297	289 64
4	3	38	24	20	4 20
.....	810	365	82 12
.....	30	11	2 47
.....	200	205	46 12
.....	53	40	9 00
.....	5,485	5,331	1,199 47
.....	12,714	7,069	1,590 61
4	3	58	19,316	13,041	2,933 99

3 GEORGE V., A. 1913

No. 1.—GENERAL STATEMENT

ARTICLES IMPORTED.	COUNTRIES.	TOTAL IMPORTS.		ENTERED		
		Quantity.	Value.	General Tariff.		
				Quantity.	Value.	Duty.
DUTIABLE GOODS— <i>Con.</i>			\$		\$	\$ cts.
Fish— <i>Con.</i>						
Other articles the produce of the fisheries, not specially provided for.....	United Kingdom		560		27	6 75
	Hong Kong.....		948		948	237 00
	China		41		41	10 25
	France		96		96	24 00
	Germany.....		1,694		1,694	423 50
	Japan.....		2,703		2,703	675 75
	Norway.....		96		96	24 00
	United States.....		27,963		27,954	6,988 50
	Total.....		34,101		33,559	8,389 75
Flax, hemp and jute, manufactures of, viz.—						
Bags or sacks of hemp, linen or jute.....	United Kingdom		178,489		3,447	689 40
	B. India.....		67,901		34,473	6,894 60
	B. W. Indies.....		14			
	United States.....		46,289		46,289	9,257 80
	Total.....		292,693		84,209	16,841 80
Canvas of hemp or flax, for ship's sails.....	United Kingdom		16,034		16,034	801 70
	Aust.-Hungary.....		9		9	45
	Germany.....		39		39	1 95
	United States.....		669		669	33 45
	Total.....		16,751		16,751	837 55
Carpeting, rugs, matting and mats of hemp or jute.....	United Kingdom		50,541		2,010	502 50
	Hong Kong.....		51		51	12 75
	Aust.-Hungary.....		4,415		1,414	353 50
	Belgium.....		7,373			
	France		936		410	102 50
	Germany.....		6,359		6,399	1,599 75
	Holland		34			
	Japan.....		1,683		16	4 00
	United States.....		1,217		1,217	304 25
	Total.....		72,649		11,517	2,879 25
Embroideries and lace of linen, white and cream coloured.....	United Kingdom		4,681		338	67 60
	Malta.....		150		150	30 00
	Belgium.....		67			
	China		229		229	45 80
	France		370		55	11 00
	Germany.....		1,409		1,409	281 80
	Switzerland.....		748			
	United States.....		45		45	9 00
	Total.....		7,699		2,226	445 20
Sail twine of flax or hemp to be used for boats' and ships' sails.....		Lbs.		Lbs.		
	United Kingdom	14,889	2,879	14,889	2,879	143 95
	United States.....	1,353	342	1,353	342	17 10
	Total.....	16,242	3,221	16,242	3,221	161 05

SESSIONAL PAPER No. 11

OF IMPORTS—Continued.

FOR HOME CONSUMPTION.

Preferential Tariff.			Treaty Rates.			Total.		
Quantity.	Value.	Duty.	Quantity.	Value.	Duty.	Quantity.	Value.	Duty Collected.
	\$	\$ cts.		\$	\$ cts.		\$	\$ cts.
.....	533	79 95	560	86 70
.....			948	237 00
.....			41	10 25
.....			96	24 00
.....			1,694	423 50
.....			2,703	675 75
.....			96	24 00
.....			27,954	6,988 50
.....	533	79 95	34,092	8,469 70
.....	172,015	25,802 25	175,462	26,491 65
.....	32,814	4,922 10	67,287	11,816 70
.....	14	2 16	14	2 10
.....			46,289	9,257 80
.....	204,843	30,726 45	289,052	47,568 25
.....			16,034	801 70
.....			9	45
.....			39	1 95
.....			669	33 45
.....			16,751	837 55
.....	48,259	8,445 44	325	73 12	50,594	9,021 06
.....			51	12 75
.....			2,201	495 22	3,615	848 72
.....			7,373	1,658 96	7,373	1,658 96
.....			526	118 35	936	220 85
.....			6,399	1,599 75
.....			34	7 65	34	7 65
.....			1,460	328 50	1,476	332 50
.....			1,217	304 25
.....	48,259	8,445 44	11,919	2,681 80	71,695	14,006 49
.....	4,076	509 54	267	46 72	4,681	623 86
.....			150	30 06
.....			67	11 72	67	11 72
.....			229	45 80
.....			315	55 12	370	66 12
.....			1,409	281 80
.....			748	130 95	748	130 95
.....			45	9 00
.....	4,076	509 54	1,397	244 51	7,699	1,199 25
Lbs.			Lbs.			Lbs.		
.....			14,889	143 95
.....			1,353	17 10
.....			16,242	3,221
.....				161 05

3 GEORGE V., A. 1913

No. 1.—GENERAL STATEMENT

ARTICLES IMPORTED.	COUNTRIES.	TOTAL IMPORTS.		ENTERED		
		Quantity.	Value.	General Tariff.		
				Quantity.	Value.	Duty.
DUTIABLE GOODS— <i>Con.</i>			\$		\$	\$ cts.
Flax, hemp and jute— <i>Con.</i>						
Uncoloured damask of linen, in the piece, stair linen, diaper, doylies tray cloths, uncoloured table cloths, or napkins of linen, quilts, counterpanes, pillow cases of linen and sheets.	United Kingdom	899,119			37,475	11,242 50
	B. India	61			61	18 30
	Hong Kong	1,232			1,232	369 60
	Malta	224			224	67 20
	Aust. Hungary	4,486			4,486	1,345 80
	Azores and Madeira	451			451	135 30
	Belgium	1,118			1,716	514 80
	China	730			730	219 00
	France	18,111			18,111	5,433 30
	Germany	32,355			32,557	9,767 10
	Italy	283			283	84 90
	Japan	80,293			77,907	23,372 10
	Porto Rico	150			150	45 00
	Portugal	5,108			5,108	1,532 40
	Russia in Europe	89			89	26 70
	Spain	1,683			1,683	504 90
	Switzerland	1,216			1,216	364 80
	Turkey in Asia	18			18	5 40
	United States	16,178			16,738	5,021 40
	Total	1,062,905			200,235	60,070 56
Handkerchiefs	United Kingdom	228,087			869	304 15
	Hong Kong	57			57	19 95
	Malta	19			19	6 65
	Aust. Hungary	51			51	17 85
	Azores and Madeira	37			37	12 95
	Belgium	651				
	China	9			9	3 15
	France	2,339			210	73 50
	Germany	169			169	59 15
	Japan	1,867			168	58 80
	Portugal	483			488	170 80
	Russia in Europe	58			58	20 30
	Spain	6			6	2 10
	Switzerland	14,057				
	Turkey in Asia	23			23	8 05
	Turkey in Europe	35			35	12 25
	United States	2,788			2,788	975 80
	Total	250,741			4,987	1,745 45
Horse clothing of jute, shaped or otherwise manufactured.	United Kingdom	328			79	23 70
	Germany	448			448	134 40
	United States	4,722			4,722	1,416 60
	Total	5,498			5,249	1,574 70

SESSIONAL PAPER No. 11
OF IMPORTS—Continued.

FOR HOME CONSUMPTION.

Preferential Tariff.			Treaty Rates.			Total.		
Quantity.	Value.	Duty.	Quantity.	Value.	Duty.	Quantity.	Value.	Duty Collected.
	\$	\$ cts.		\$	\$ cts.		\$	\$ cts.
.....	855,878	171,175 60	893,353	182,418 10
.....			61	18 30
.....			1,232	369 60
.....			224	67 20
.....			4,486	1,345 80
.....			451	135 30
.....			1,716	514 80
.....			730	219 00
.....			18,111	5,433 30
.....			32,557	9,767 10
.....			283	84 90
.....			77,907	23,372 10
.....			150	45 00
.....			5,108	1,532 40
.....			89	26 70
.....			1,683	504 90
.....			1,216	364 80
.....			18	5 40
.....			16,738	5,021 40
.....	855,878	171,175 60	1,056,113	231,246 10
.....	213,848	53,462 00	4,516	1,467 70	219,233	55,233 85
.....			57	19 95
.....			19	6 65
.....			51	17 85
.....			37	12 95
.....			651	211 57	651	211 57
.....			9	3 15
.....			2,129	691 97	2,339	765 47
.....			169	59 15
.....			1,970	640 25	2,138	699 05
.....			488	170 80
.....			58	20 30
.....			6	2 10
.....			14,245	4,629 71	14,245	4,629 71
.....			23	8 05
.....			35	12 25
.....			2,788	975 80
.....	213,848	53,462 00	23,511	7,641 20	242,346	62,848 65
.....	249	49 80	328	73 50
.....			448	134 40
.....			4,722	1,416 60
.....	249	49 80	5,498	1,624 50

3 GEORGE V., A. 1913

No. 1.—GENERAL STATEMENT

ARTICLES IMPORTED.	COUNTRIES.	TOTAL IMPORTS.		ENTERED		
		Quantity.	Value.	General Tariff.		
				Quantity.	Value.	Duty.
DUTIABLE GOODS— <i>Con.</i>			\$		\$	\$ cts.
Flax, hemp and jute— <i>Con.</i>						
Towels.....	United Kingdom		212,547		4,602	1,380 60
	Aust.-Hungary		498		498	149 40
	France.....		63		63	18 90
	Germany.....		1,409		1,444	433 20
	Japan.....		81		81	24 30
	Portugal.....		264		264	79 20
	United States...		4,391		4,391	1,317 30
	Total		219,253		11,343	3,402 90
Fabrics, brown or bleached.		Yds.		Yds.		
	United Kingdom	967,206	121,304	31,314	4,324	1,081 00
	Belgium.....	1,409	487	1,409	487	121 75
	China	80	25	80	25	6 25
	France.....	2,700	185	2,700	185	46 25
	Germany.....	1,293	185	1,293	185	46 25
	Japan	5,330	318	5,330	318	79 50
	Switzerland.....	252	56	252	56	14 00
	United States...	25,732	2,578	25,732	2,578	644 50
	Total.....	1,004,002	125,138	68,110	8,158	2,039 50
Fabrics of flax, unbleached, N.O.P.,						
	United Kingdom	3,313,224	267,689	67,938	6,411	1,602 75
	Hong Kong.....	200	28	200	28	7 00
	Aust.-Hungary..	55	30	55	30	7 50
	Belgium.....	1,780	110	1,780	110	27 50
	France.....	250	13	250	13	3 25
	Germany.....	992	399	992	399	99 75
	Russia in Europe	625	57	625	57	14 25
	Switzerland	215	74	215	74	18 50
	United States...	154,033	11,136	154,033	11,136	2,784 00
	Total.....	3,471,374	279,536	226,138	18,258	4,564 50
Tailors' hollands of linen and towelling in the web.....						
	United Kingdom	2,507,305	179,960	20,987	1,952	488 00
	Belgium.....	6,067	454	6,067	454	113 50
	France.....	511	100	511	100	25 00
	Germany.....	180	26	180	26	6 50
	Holland.....	494	33	494	33	8 25
	Japan.....	540	43	540	43	10 75
	Russia in Europe	2,079	164	2,079	164	41 00
	United States...	10,839	1,631	10,839	1,631	407 75
	Total	2,528,015	182,411	41,697	4,403	1,100 75
Linen clothing, N.O.P.....						
	United Kingdom		5,336		1,461	511 35
	Aust.-Hungary..		142			
	Belgium.....		19		19	6 65
	China.....		61		61	21 35
	France.....		1,161		180	63 00
	Germany.....		1,417		1,417	495 95
	Japan.....		90		18	6 30
	United States...		10,579		10,579	3,702 65
	Total.....		18,805		13,735	4,807 25

SESSIONAL PAPER No. 11

OF IMPORTS—*Continued.*

FOR HOME CONSUMPTION.

Preferential Tariff.			Treaty Rates.			Total.		
Quantity.	Value.	Duty.	Quantity.	Value.	Duty.	Quantity.	Value.	Duty Collected.
	\$	\$ cts.		\$	\$ cts.		\$	\$ cts.
.....	203,884	40,776 80	208,486	42,157 40
.....	498	149 40
.....	63	18 90
.....	1,444	433 20
.....	81	24 30
.....	264	79 20
.....	4,391	1,317 30
.....	203,884	40,776 80	215,227	44,179 70
Yds.			Yds.			Yds.		
931,035	115,562	20,224 04	962,349	119,886	21,305 04
.....	1,409	487	121 75
.....	80	25	6 25
.....	2,700	185	46 25
.....	1,293	185	46 25
.....	5,330	318	79 50
.....	252	56	14 00
.....	25,732	2,578	644 50
931,035	115,562	20,224 04	999,145	123,720	22,263 54
3,268,458	263,890	39,583 50	3,336,446	270,301	41,186 25
.....	200	28	7 00
.....	55	30	7 50
.....	1,780	110	27 50
.....	250	13	3 25
.....	992	399	99 75
.....	625	57	14 25
.....	215	74	18 50
.....	154,033	11,136	2,784 00
3,268,458	263,890	39,583 50	3,494,596	282,148	44,148 00
2,692,511	178,553	31,247 67	2,713,498	180,505	31,735 67
.....	6,067	454	113 50
.....	511	100	25 00
.....	180	26	6 50
.....	494	33	8 25
.....	540	43	10 75
.....	2,079	164	41 00
.....	10,839	1,631	407 75
2,692,511	178,553	31,247 67	2,734,208	182,956	32,348 42
.....	3,858	964 50	362	117 65	5,681	1,593 50
.....	142	46 15	142	46 15
.....	19	6 65
.....	61	21 35
.....	981	318 84	1,161	381 84
.....	1,417	495 95
.....	72	23 40	90	29 70
.....	10,579	3,702 65
.....	3,858	964 50	1,557	506 04	19,150	6,277 79

3 GEORGE V., A. 1913

No. 1.—GENERAL STATEMENT

ARTICLES IMPORTED.	COUNTRIES.	TOTAL IMPORTS.		ENTERED		
		Quantity.	Value.	General Tariff.		
				Quantity.	Value.	Duty.
DUTIABLE GOODS— <i>Con.</i>			\$		\$	\$ cts.
Flax, hemp and jute— <i>Con.</i>						
Linen blouses and shirt waists	United Kingdom	224
	United States...	326	326	114 10
	Total.	550	326	114 10
Linen thread, N.O.P.....		Lbs.		Lbs.		
	United Kingdom	320,931	220,549	823	369	92 25
	Belgium.....	4,207	2,425
	France	1,188	916	225	229	57 25
	Germany.	125	40	125	40	10 00
	United States ..	10,060	7,239	10,060	7,239	1,809 75
	Total.....	336,511	231,169	11,233	7,877	1,969 25
Shirts of linen		Doz.		Doz.		
	United Kingdom	177	1,515
	France	4	48	4	48	16 80
	Japan.....	3	29
	United States...	268	2,104	210	1,818	636 30
	Total.....	452	3,696	214	1,866	653 10
Tapestry, jute.....	United Kingdom	273
Jute cloth, uncoloured, not further finished than cropped, bleached, mangled, or calendered.....		Yds.		Yds.		
	United Kingdom	2,876,171	151,369	4,105	218	21 80
	B. India..	28,064,719	1,014,444	299,475	12,084	1,208 40
	Belgium.....	1,144	166	1,144	166	16 60
	United States...	1,077,405	53,641	1,077,405	53,641	5,364 10
	Total.....	32,019,439	1,219,620	1,382,129	66,109	6,610 90
Fabrics of flax, printed, dyed or coloured, N.O.P.....						
	United Kingdom	317,062	31,859	7,973	1,236	401 75
	Aust.-Hungary .	300	57	300	57	18 52
	Belgium.....	504	205	504	205	66 62
	France	450	45	450	45	14 62
	Germany.. . . .	431	71	431	71	23 07
	Japan	150	33	150	33	10 72
	United States...	4,927	562	4,927	562	182 65
	Total.....	323,824	32,832	14,735	2,209	717 95
Other manufactures of hemp, or flax, or of which hemp or flax is the component material of chief value, N.O.P.....						
	United Kingdom	14,979	1,082	37 8 70
	Hong Kong.....	90	90	31 50
	Aust.-Hungary..	47	47	16 45
	France	322	322	112 70
	Germany	448	148	51 80
	Japan	208	208	72 80
	Spain	13	13	4 55
	United States...	24,449	24,449	8,557 15
	Total	40,556	26,359	9,225 65

SESSIONAL PAPER No. 11
OF IMPORTS—Continued.

FOR HOME CONSUMPTION.

Peferential Tariff.			Treaty Rates.			Total.		
Quantity.	Value.	Duty.	Quantity.	Value.	Duty.	Quantity.	Value.	Duty Collected.
	\$	\$ cts.		\$	\$ cts.		\$	\$ cts.
.....	224	56 00	224	56 00
.....	326	114 10
.....	224	56 00	550	170 10
Lbs.			Lbs.			Lbs.		
320,198	220,169	38,529 47	10	11	2 47	321,031	220,549	38,624 19
.....	4,207	2,425	545 62	4,207	2,425	545 62
.....	963	687	154 57	1,188	916	211 82
.....	125	40	10 00
.....	10,060	7,239	1,809 75
320,198	220,169	38,529 47	5,180	3,123	702 66	336,611	231,169	41,201 38
Doz.			Doz.			Doz.		
177	1,515	378 75	177	1,515	378 75
.....	4	48	16 80
.....	3	29	9 42	3	29	9 42
.....	210	1,818	636 30
177	1,515	378 75	3	29	9 42	394	3,410	1,041 27
.....
.....	273	40 95	273	40 95
Yds.			Yds.			Yds.		
2,755,900	147,233	11,042 47	2,760,005	147,451	11,064 27
27,765,244	1,002,360	75,176 96	28,064,719	1,014,444	76,385 36
.....	1,144	166	16 60
.....	1,077,405	53,641	5,364 10
30,521,144	1,149,593	86,219 43	31,903,273	1,215,702	92,830 33
.....
310,242	30,682	7,670 50	318,215	31,918	8,072 25
.....	300	57	18 52
.....	504	205	66 62
.....	450	45	14 62
.....	431	71	23 07
.....	150	33	10 72
.....	4,927	562	182 65
310,242	30,682	7,670 50	324,977	32,891	8,388 45
.....
.....	13,897	3,474 25	14,979	3,852 95
.....	90	31 50
.....	47	16 45
.....	322	112 70
.....	148	51 80
.....	208	72 80
.....	13	4 55
.....	24,449	8,557 15
.....	13,897	3,474 25	40,256	12,699 90

3 GEORGE V., A. 1913

No. 1.—GENERAL STATEMENT

ARTICLES IMPORTED.	COUNTRIES.	TOTAL IMPORTS.		ENTERED		
		Quantity.	Value.	General Tariff.		
				Quantity.	Value.	Duty.
			\$		\$	\$ cts.
DUTIABLE GOODS— <i>Con.</i>						
Flax, hemp and jute— <i>Con.</i>						
Manufactures of jute, N.O.P.	United Kingdom	241,396	241,396	4,714	4,714	1,178 50
	B. India	467	467			
	Hong Kong	217	217	217	217	54 25
	Belgium	1,708	1,708	1,708	1,708	427 00
	France	85	85	85	85	21 25
	Germany	3,507	3,507	5,599	5,599	1,399 75
	Norway	27	27	27	27	6 75
	Switzerland	7	7	7	7	1 75
	United States	11,724	11,724	11,991	11,991	2,997 75
	Total	259,138	259,138	24,348	24,348	6,087 00
Foundry facings of all kinds	United Kingdom	1,228	1,228			
	United States	19,384	19,384	19,384	19,384	4,846 00
	Total	20,612	20,612	19,384	19,384	4,846 00
Fruits, including nuts, viz:—		Lbs.		Lbs.		
Dried apples	United States	257,977	27,449	279,688	29,887	7,471 75
Currants	United Kingdom	532,725	30,426	544,446	30,830	3,629 87
	Greece	10,480,442	538,856	10,238,187	527,496	68,254 51
	United States	2,002,534	127,993	1,974,264	126,069	13,161 66
	Total	13,015,701	697,275	12,756,897	684,395	85,046 04
Dates	United Kingdom	94,574	4,900	152,746	6,453	840 10
	Hong Kong	540	12	540	12	2 97
	China	709	14	709	14	3 89
	Japan	106	3	106	3	0 58
	Persia	34,180	1,003	34,180	1,003	187 99
	Turkey in Asia	65,299	2,596	66,299	2,596	364 63
	United States	2,922,150	165,137	3,006,374	165,146	16,535 02
	Total	3,118,558	173,665	3,260,954	175,227	17,935 18
Figs	United Kingdom	640,189	19,249	666,919	20,216	3,668 04
	France			2,500	140	13 75
	Germany	4,046	181	4,046	181	22 25
	Greece	114,885	4,262	112,585	4,169	619 21
	Portugal	822,241	20,330	756,773	18,488	4,162 24
	Spain	103,190	4,000	103,190	4,000	567 54
	Turkey in Asia	2,239,321	107,103	2,509,380	116,758	13,801 70
	United States	1,294,342	74,113	1,345,338	76,100	7,399 35
	Total	5,218,214	229,238	5,500,731	240,052	30,254 08
Prunes and plums unpitted	United Kingdom	32,987	3,672	32,987	3,672	219 91
	Hong Kong	66	3	66	3	0 44
	Aust. Hungary	517,475	32,797	480,294	29,764	3,201 96
	France	84,187	6,927	84,187	6,927	561 24
	Germany	7,700	682	7,700	682	51 33
	Greece	5,400	297	5,400	297	36 00
	Turkey in Asia			6,887	487	45 91
	United States	12,874,555	852,492	12,332,532	818,573	82,217 05
	Total	13,522,373	896,870	12,950,053	860,405	86,333 84

SESSIONAL PAPER No. 11
OF IMPORTS—Continued.

FOR HOME CONSUMPTION.

Peferential Tariff.			Treaty Rates.			Total.		
Quantity.	Value.	Duty.	Quantity.	Value.	Duty.	Quantity.	Value.	Duty Collected.
	\$	\$ cts.		\$	\$ cts.		\$	\$ cts.
.....	236,220	35,433 00	240,934	36,611 50
.....	467	70 05	467	70 05
.....			217	54 25
.....			1,708	427 00
.....			85	21 25
.....			5,599	1,399 75
.....			27	6 75
.....			7	1 75
.....			11,991	2,997 75
.....	236,687	35,503 05	261,035	41,590 05
.....	1,228	184 20	1,228	184 20
.....			19,384	4,846 00
.....	1,228	184 20	20,612	5,030 20
Lbs.			Lbs.			Lbs.		
.....			279,688	7,471 75
.....				
.....			544,446	30,830
.....			10,238,187	527,496
.....			1,974,264	126,069
.....				
.....			12,756,897	684,395
.....				
.....			152,746	6,453
.....			540	12
.....			709	14
.....			106	3
.....			34,180	1,003
.....			66,299	2,596
.....			3,006,374	165,146
.....				
.....			3,260,954	175,227
.....				
.....	642	77	667,561	20,293
.....			2,500	140
.....			4,046	181
.....			112,585	4,169
.....			756,773	18,488
.....			103,190	4,000
.....			2,509,380	116,758
.....			1,345,338	76,100
.....				
.....	642	77	5,501,373	240,129
.....				
.....			32,987	3,672
.....			66	3
.....			480,294	29,764
.....			84,187	6,927
.....			7,700	682
.....			5,400	297
.....			6,887	487
.....			12,332,532	818,573
.....				
.....			12,950,053	860,405
.....				

3 GEORGE V., A. 1913

No. 1.—GENERAL STATEMENT

ARTICLES IMPORTED.	COUNTRIES.	TOTAL IMPORTS.		ENTERED		
		Quantity.	Value.	General Tariff.		
				Quantity.	Value.	Duty.
		Lbs.	\$	Lbs.	\$	\$ cts
DUTIABLE GOODS— <i>Con.</i>						
Fruits— <i>Con.</i>						
Raisins	United Kingdom	415,987	27,496	419,137	27,389	2,794 24
	Australia and Tasmania.	44,800	2,676	44,800	2,676	298 66
	France	10,075	1,223	10,775	1,254	71 83
	Germany.	22,865	2,324	22,865	2,324	152 43
	Greece.	221,916	16,203	221,916	16,203	1,479 44
	Holland.	28,000	1,575	8,960	504	59 73
	Spain.	9,514,920	549,365	8,981,794	521,403	59,878 63
	Turkey in Asia. . .	1,266,043	113,662	1,245,209	113,449	8,301 39
	United States. . .	12,804,540	846,194	12,891,044	841,036	85,940 39
	Total.	24,329,146	1,560,718	23,846,500	1,526,238	158,976 74
All other, dried fruits, N.O.P.	United Kingdom	12,194	1,095	9,374	954	238 50
	B. W. Indies. . . .	17,660	516	6,910	189	47 25
	Hong Kong.	131,039	3,168	131,039	3,168	792 00
	Aust.-Hungary. . .	11,000	1,050	11,000	1,050	262 50
	China.	14,827	288	14,827	288	72 00
	France	18	8	1,268	109	27 25
	Germany.	537	167	537	167	41 75
	Italy	79,479	3,275	79,479	3,275	818 75
	Japan	8,025	243	8,025	243	60 75
	Servia	1,800	270	1,800	270	67 50
	Spain.	1,000	50	12 50
	Turkey in Asia. . .	2,700	145	2,700	145	36 25
	United States. . .	3,857,436	347,830	3,862,797	352,530	88,132 50
	Total.	4,136,715	358,055	4,130,756	362,438	90,609 50
Almonds, shelled	United Kingdom	79,373	20,450	2,451	275	98 04
	Hong Kong.	2,039	83	2,039	83	81 56
	China.	84	4	84	4	3 36
	France	102,035	25,579	9,211	2,363	368 44
	Holland	700	164	700	164	28 00
	Italy.	22,736	5,371	22,736	5,371	909 44
	Spain.	708,103	175,984	9,009	2,219	360 36
	United States. . .	15,660	4,147	16,220	4,275	648 80
	Total.	930,730	231,782	62,450	14,754	2,498 00
Almonds, not shelled.	United Kingdom	115,819	6,221	113,697	5,656	2,273 94
	Hong Kong.	895	27	895	27	17 90
	China.	1,040	27	1,040	27	20 80
	France	184,901	19,032	170,215	17,547	3,404 30
	Italy	24,200	1,606	24,200	1,606	484 00
	Spain.	489,980	48,937	467,450	47,996	9,349 00
	Turkey in Asia. . .	528	44	1,546	110	30 92
	United States. . .	225,409	29,476	231,305	30,065	4,626 10
	Total.	1,042,772	105,370	1,010,348	103,034	20,206 96
Brazil nuts, not shelled.	United Kingdom	12,841	1,317	12,841	1,317	256 82
	Brazil.	23,870	2,387	20,869	2,076	417 38
	France	327	48	327	48	6 54
	United States. . .	332,603	34,931	348,370	36,182	6,967 40
	Total.	369,641	38,683	382,407	39,623	7,648 14

SESSIONAL PAPER No. 11

OF IMPORTS—Continued.

FOR HOME CONSUMPTION.

Preferential Tariff.			Treaty Rates.			Total.		
Quantity.	Value.	Duty.	Quantity.	Value.	Duty.	Quantity.	Value.	Duty Collected.
Lbs.	\$	\$ cts.	Lbs.	\$	\$ cts.	Lbs.	\$	\$ cts.
						419,137	27,389	2,794 24
						44,800	2,676	298 66
						10,775	1,254	71 83
						22,865	2,324	152 43
						221,916	16,203	1,479 44
						8,960	504	59 73
						8,981,794	521,403	59,878 63
						1,245,209	113,449	8,301 39
						12,891,044	841,036	85,940 39
						23,846,500	1,526,238	158,976 74
						9,374	954	238 50
10,750	327	57 23				17,660	516	104 48
						131,039	3,168	792 00
						11,000	1,050	262 50
						14,827	288	72 00
						1,268	109	27 25
						537	167	41 75
						79,479	3,275	818 75
						8,025	243	60 75
						1,800	270	67 50
						1,000	50	12 50
						2,700	145	36 25
						3,862,797	352,530	88,132 50
10,750	327	57 23				4,141,506	362,765	90,666 73
19,511	5,500	585 33	48,156	12,640	1,605 20	70,118	18,415	2,288 57
						2,039	83	81 56
						84	4	3 36
			90,024	21,323	3,000 80	99,235	23,686	3,369 24
						700	164	28 00
			1,100	258	36 60	23,836	5,629	946 04
			708,836	175,348	23,627 80	717,845	177,567	23,988 16
						16,220	4,275	648 80
19,511	5,500	585 33	848,116	209,569	28,270 40	930,077	229,823	31,353 73
2,122	565	37 14				115,819	6,221	2,311 08
						895	27	17 90
						1,040	27	20 80
						170,215	17,547	3,404 30
						24,200	1,606	484 00
						467,450	47,996	9,349 00
						1,546	110	30 92
						231,305	30,065	4,626 10
2,122	565	37 14				1,012,470	103,599	20,244 10
						12,841	1,317	256 82
						20,869	2,976	417 38
						327	48	6 54
						348,370	36,182	6,967 40
						382,407	39,623	7,648 14

3 GEORGE V., A. 1913

No. 1.—GENERAL STATEMENT

ARTICLES IMPORTED.	COUNTRIES.	TOTAL IMPORTS.		ENTERED		
		Quantity.	Value.	General Tariff.		
				Quantity.	Value.	Duty.
		Lbs.	\$	Lbs.	\$	\$ cts.
DUTIABLE GOODS— <i>Con.</i>						
Fruits— <i>Con.</i>						
Pecans, not shelled and shelled peanuts, N.O.P.	United Kingdom	236,159	10,795	248,096	11,313	4,961 92
	B. E. Indies other	34,022	1,364	26,982	1,044	539 64
	B. India.....	22,000	4,700	22,000	4,700	440 00
	Hong Kong.....	4,776	102	4,776	102	95 52
	China.....	46,835	2,131	39,850	1,783	797 00
	Dutch E. Indies.	362,979	14,694	218,857	8,986	4,377 14
	France.....	629,006	28,732	663,380	30,474	13,267 60
	Italy.....	1,846	145	1,557	124	31 14
	Japan.....	205,482	9,231	204,982	9,315	4,099 64
	Spain.....	167,297	8,091	245,827	12,865	4,916 54
	United States...	2,473,765	144,947	2,397,863	144,781	47,957 26
	Total.....	4,184,167	224,932	4,074,170	225,487	81,483 40
Walnuts, not shelled.....	United Kingdom	122,914	9,855	119,750	9,571	2,395 00
	Belgium.....	12,481	1,272	16,667	1,691	333 34
	China.....	17,831	1,307	8,231	944	164 62
	France.....	965,326	97,234	949,383	94,818	18,987 66
	Italy.....	9,533	1,988	7,330	1,719	146 60
	Japan.....	99,000	7,188	88,000	6,464	1,760 00
	Spain.....	14,639	1,287	16,214	1,455	324 28
	Turkey in Asia..	7,131	548	7,131	548	142 62
	United States...	335,625	40,069	346,560	41,276	6,931 20
	Total.....	1,584,480	160,743	1,559,266	158,486	31,185 32
All other nuts, N.O.P., not shelled	United Kingdom	333,067	19,159	309,311	17,214	6,186 22
	B. Strait Settle- ments.....	4,424	226	4,424	226	88 48
	B. W. Indies... ..	14,078	631	14,078	631	281 56
	Hong Kong.....	104,547	2,932	104,600	2,933	2,092 00
	China.....	104,623	4,220	79,054	2,918	1,581 08
	Dutch E. Indies.	2,196	108	43 92
	France.....	110,613	11,234	81,283	8,450	1,625 66
	Greece.....	3,117	150
	Italy.....	566,840	36,216	553,509	35,708	11,070 18
	Japan.....	960,718	37,331	906,234	35,501	18,124 68
	Spain.....	155,030	11,520	183,023	13,354	3,660 46
	Turkey in Asia..	3,877	181	25,610	1,592	512 20
	United States...	4,063,616	242,502	4,180,179	241,613	83,603 58
	Total.....	6,424,550	366,302	6,443,501	360,248	128,870 02
All other nuts, shelled.....	United Kingdom	202,542	41,223	18,963	3,616	758 52
	B. India.....	12,872	1,347	6,790	685	271 60
	B. E. Indies					
	Other.....	2,240	331
	B. W. Indies... ..	75	19	75	10	3 00
	Hong Kong.....	808	15	808	15	32 32
	Aust. Hungary.	3,850	1,072
	China.....	1,482	36	1,482	36	59 28
	Egypt and Sou- dan.....	2,112	290	2,112	290	84 48
	France.....	1,823,310	395,534	95,813	16,008	3,832 52
	Italy.....	1,680	488	1,680	488	67 20
	Spain.....	187,003	35,396	2,720	640	108 80

SESSIONAL PAPER No. 11
OF IMPORTS—Continued.

FOR HOME CONSUMPTION.

Preferential Tariff.			Treaty Rates.			Total.		
Quantity.	Value.	Duty.	Quantity.	Value.	Duty.	Quantity.	Value.	Duty Collected.
Lbs.	\$	\$ cts.	Lbs.	\$	\$ cts.	Lbs.	\$	\$ cts.
						248,096	11,313	4,961 92
						26,982	1,044	539 64
						22,000	4,700	440 00
						4,776	102	95 52
						39,850	1,783	797 00
						218,857	8,986	4,377 14
						663,380	30,474	13,267 60
						1,557	124	31 14
						204,982	9,315	4,099 64
						245,827	12,865	4,916 54
						2,397,863	144,781	47,957 26
						4,074,170	225,487	81,483 40
						119,750	9,571	2,395 00
						16,667	1,691	333 34
						8,231	944	164 62
						949,383	94,818	18,987 66
						7,330	1,719	146 60
						88,000	6,464	1,760 00
						16,214	1,455	324 28
						7,131	548	142 62
						346,560	41,276	6,931 20
						1,559,266	158,486	31,185 32
15,155	963	265 21				324,466	18,177	6,451 43
						4,424	226	88 48
						14,078	631	281 56
						104,600	2,933	2,092 00
						79,054	2,918	1,581 08
						2,196	108	43 92
						81,283	8,450	1,625 66
						553,509	35,708	11,070 18
						906,234	35,501	18,124 68
						183,023	13,354	3,660 46
						25,610	1,592	512 20
						4,180,172	241,613	83,603 58
15,155	963	265 21				6,458,656	361,211	129,135 23
17,378	2,868	521 34	154,451	34,553	5,148 36	190,792	41,037	6,428 22
6,082	662	182 46				12,872	1,347	454 06
2,688	384	80 64				2,688	384	80 64
						75	10	3 00
						808	15	32 32
			3,850	1,072	128 33	3,850	1,072	128 33
						1,482	36	59 28
						2,112	290	84 48
			1,625,978	369,459	54,199 11	1,721,791	385,467	58,031 63
						1,680	488	67 20
			179,172	33,678	5,972 40	181,892	34,318	6,081 20

3 GEORGE V., A. 1913

No. 1.—GENERAL STATEMENT

ARTICLES IMPORTED.	COUNTRIES.	TOTAL IMPORTS.		ENTERED		
		Quantity.	Value.	General Tariff.		
				Quantity.	Value.	Duty.
DUTIABLE GOODS— <i>Con.</i>		Lbs.	\$	Lbs.	\$	\$ cts.
Fruits— <i>Con.</i> All other nuts, shelled.....	Turkey in Asia .	80,436	12,383	80,436	12,383	3,217 44
	United States...	106,895	36,047	107,035	36,077	4,281 40
	Total.....	2,425,345	524,172	317,914	70,248	12,716 56
Green apples.....		Brls.		Brls.		
	Australia and Tasmania.....	100	794	100	794	40 00
	United States...	195,693	683,795	194,969	680,292	77,987 60
	Total.....	195,793	684,589	195,069	681,086	78,027 60
Blackberries, gooseberries, raspberries and strawber- ries, N.O.P.....		Lbs.		Lbs.		
	United States...	3,005,836	340,419	3,000,833	339,844	60,016 66
Cherries.....						
	France.....	8,100	984	9,650	1,166	193 00
	United States..	506,323	66,117	504,504	65,868	10,090 08
	Total.....	514,423	67,101	514,154	67,034	10,283 08
Cranberries.....		Bush.		Bush.		
	Newfound land and Labrador.	5	17	5	17	4 25
	United States...	31,919	99,378	31,898	99,336	24,834 00
	Total.....	31,924	99,395	31,903	99,353	24,838 25
Currants.....		Lbs.		Lbs.		
	United States...	1,960	211	1,960	211	39 20
Grapes.....	United Kingdom	1,311,172	106,723	1,310,837	106,692	26,216 74
	Greece.....	840	49	840	49	16 80
	Spain.....	218,885	19,144	218,885	19,144	4,377 70
	United States...	4,779,680	230,198	4,772,417	229,639	95,448 34
	Total.....	6,310,577	356,114	6,302,979	355,524	126,059 58
Peaches.....						
	United States...	8,973,310	300,052	8,970,646	209,913	89,706 46
Plums.....		Bush.		Bush.		
	United States...	97,293	240,051	97,246	239,916	29,173 80
Quinces, apricots, pears and nectarines, N.O.P....		Lbs.		Lbs.		
	Australia and Tasmania.....	960	47	960	47	4 80
	Hong Kong.....	3,096	68	3,096	68	15 48
	France.....	3,300	55	3,300	55	16 50
	Japan.....	2,500	35	2,500	35	12 50
	United States...	8,963,570	295,199	8,954,224	294,722	44,771 23
	Total.....	8,973,426	295,404	8,964,080	294,927	44,820 51

SESSIONAL PAPER No. 11

OF IMPORTS—*Continued.*

FOR HOME CONSUMPTION.

Preferential Tariff.			Treaty Rates.			Total.		
Quantity.	Value.	Duty.	Quantity.	Value.	Duty.	Quantity.	Value.	Duty Collected.
Lbs.	\$	\$ cts.	Lbs.	\$	\$ cts.	Lbs.	\$	\$ cts.
.....	80,436	12,383	3,217 44
.....	107,035	36,077	4,281 40
26,148	3,914	784 44	1,963,451	438,762	65,448 20	2,307,513	512,924	78,949 20
Brls.			Brls.			Brls.		
.....	100	794	40 00
.....	194,969	680,292	77,987 60
.....	195,069	681,086	78,027 60
Lbs.			Lbs.			Lbs.		
.....	3,000,833	339,844	60,016 66
.....	9,650	1,166	193 00
.....	504,504	65,868	10,090 08
.....	514,154	67,034	10,283 08
Bush.			Bush.			Bush.		
.....	5	17	4 25
.....	31,898	99,336	24,834 00
.....	31,903	99,353	24,838 25
Lbs.			Lbs.			Lbs.		
.....	1,960	211	39 20
350	37	5 25	1,311,187	106,729	26,221 99
.....	840	49	16 80
.....	218,885	19,144	4,377 70
.....	4,772,417	223,639	95,448 34
350	37	5 25	6,303,329	355,561	126,064 83
.....	8,970,646	299,913	89,706 46
Bush.			Bush.			Bush.		
.....	97,246	239,916	29,173 80
Lbs.			Lbs.			Lbs.		
.....	960	47	4 80
.....	3,096	68	15 48
.....	3,300	55	16 50
.....	2,500	35	12 50
.....	8,954,224	294,722	44,771 23
.....	8,964,080	294,927	44,820 51

3 GEORGE V., A. 1913

No. 1.—GENERAL STATEMENT

ARTICLES IMPORTED.	COUNTRIES.	TOTAL IMPORTS.		ENTERED		
		Quantity.	Value.	General Tariff.		
				Quantity	Value.	Duty.
DUTIABLE GOODS.			\$		\$	\$ cts.
Fruits— <i>Con.</i> All other, N.O.P.....	United Kingdom	1,613	1,044	261	00	
	Hong Kong.....	19	19	4	75	
	China.....	14	14	3	50	
	Italy.....	7,711	7,711	1,927	75	
	Japan.....	3	3	75		
	Norway.....	20	20	5	00	
	United States...	19,004	19,146	4,786	50	
	Total... ..	28,384	27,957	6,989	25	
		Lbs.	Lbs.			
	United Kingdom	1,893,227	118,148	492,612	38,565	11,083 73
Fruits in air-tight cans or other air-tight packages....	Australia and Tasmania.....	1,026	53	38	3	85
	B. Strait Settle- ments	1,576,204	73,652	13,824	534	311 04
	B. E. Indies Other.....	60,120	2,147			
	B.W. Indies....	53,685	4,941	4,190	333	94 35
	Hong Kong.....	64,433	1,884	64,433	1,884	1,449 74
	Newfoundland and Labrador..	28	4	28	4	65
	Aust. Hungary..	592	18	2,167	133	48 76
	China.....	9,562	325	9,562	325	215 15
	France.....	451,833	43,388	41,069	5,202	924 05
	Germany.....	1,142	182	1,142	182	25 65
	Hawaiï.....	210,524	14,496	162,749	11,126	3,661 85
	Holland.....	386,940	28,749	56,690	4,890	1,275 52
	Italy.....	3,859	579	3,859	579	86 83
	Japan.....	2,376	80	864	24	19 54
	Spain... ..	89,940	7,088	18,150	1,100	408 37
	Turkey in Asia..	510	117	510	117	11 47
	United States...	4,547,098	272,510	4,500,809	248,307	101,268 29
	Total.....	9,353,099	568,361	5,372,696	313,308	120,885 84
		Galls.	Galls.			
Fruits, preserved in brandy or preserved in other spirits, and containing not more than 40 p.c. of proof spirits, &c.....	United Kingdom	26	71	36	85	42 50
	France.....	164	624	191	731	365 50
	United States...	73	233	80	250	125 00
	Total.....	263	928	307	1,066	533 00
Fruits preserved in brandy, &c., &c., containing more than 40 p.c. of proof spirits.	United States...	15	98	15	98	65 40

SESSIONAL PAPER No. 11
OF IMPORTS—*Continued.*

FOR HOME CONSUMPTION.

Preferential Tariff.			Treaty Rates.			Total.		
Quantity.	Value.	Duty.	Quantity.	Value.	Duty.	Quantity.	Value.	Duty Collected.
	\$	\$ cts.		\$	\$ cts.		\$	\$ cts.
.....	549	96 08	1,593	357 08
.....			19	4 75
.....			14	3 50
.....			7,711	1,927 75
.....			3	75
.....			20	5 00
.....			19,146	4,786 50
.....	549	96 08	28,506	7,085 33
Lbs.			Lbs.			Lbs.		
1,058,792	57,312	15,881 88	280,067	20,842	5,601 34	1,831,471	116,719	32,566 95
.....			1,026	53	20 52	1,064	56	21 37
1,527,590	72,007	22,914 02			1,541,414	72,541	23,225 06
62,010	2,235	930 15			62,010	2,235	930 15
51,945	3,582	779 17			56,135	3,915	2,873 52
.....					64,433	1,884	1,449 74
.....					28	4	65
.....			1,932	124	38 64	4,099	257	87 40
.....					9,562	325	215 15
.....			387,842	35,623	7,756 84	428,911	40,825	8,680 89
.....					1,142	182	25 65
.....					162,749	11,126	3,661 85
.....			330,250	23,859	6,605 00	386,940	28,749	7,880 52
.....					3,859	579	86 83
.....			1,512	56	30 24	2,376	80	49 78
.....			75,715	6,122	1,514 30	93,865	7,222	1,922 67
.....					510	117	11 47
.....					4,500,809	248,307	101,268 29
2,700,337	135,136	40,505 22	1,078,344	86,679	21,566 88	9,151,377	535,123	182,957 94
Galls.			Galls.			Galls.		
.....					36	85	42 50
.....					191	731	365 50
.....					80	250	125 00
.....					307	1,066	533 00
.....				
.....					15	98	65 40

3 GEORGE V., A. 1913

No. 1.—GENERAL STATEMENT

ARTICLES IMPORTED.	COUNTRIES.	TOTAL IMPORTS.		ENTERED		
		Quantity.	Value.	General Tariff.		
				Quantity.	Value.	Duty.
			\$		\$	\$ cts
DUTIABLE GOODS— <i>Con.</i>						
Furniture:—House, office, cabinet or store furniture of wood, iron or other material, in parts or finished.....	United Kingdom	199,569		18,852		5,655 60
	B. Honduras.....	14		14		4 20
	B. W. Indies.....	562		299		89 70
	Hong Kong.....	27,107		12,626		3,787 80
	Aust.-Hungary..	11,716		10,739		3,221 70
	Belgium.....	3,291		1,627		488 10
	China.....	4,699		4,699		1,409 70
	Cuba.....	1,476		1,428		428 40
	France.....	9,776		3,952		1,185 60
	Germany.....	5,502		5,502		1,650 60
	Holland.....	53		53		15 90
	Italy.....	1,410		1,410		423 00
	Japan.....	9,484		1,466		439 80
	Spain.....	1,285		1,264		379 20
	Switzerland....	6		6		1 80
	Turkey in Asia..	131		131		39 30
	United States...	1,479,432		1,475,769		442,730 70
	Total.		1,755,513		1,539,837	461,951 10
Furs and Manufactures of, viz.:—						
Fur skins wholly or partially dressed, N. O. P.....	United Kingdom	290,504		133,984		20,097 60
	Aust.-Hungary..	9,695		9,695		1,454 25
	Belgium.....	187		571		85 65
	China.....	2,923		777		116 55
	France.....	152,707		152,640		22,896 00
	Germany.....	233,125		235,289		35,293 35
	Russia in Asia..	938		938		140 70
	Russia in Europe	5,051		5,051		757 65
	Switzerland....	2,357		2,357		353 55
	United States...	310,141		289,342		43,401 30
	Total.		1,007,628		830,644	124,596 60
Caps, hats, muffs, tippets, capes, coats and cloaks of fur and other manufactures of fur, N. O. P.....	United Kingdom	298,815		12,889		3,866 70
	B. India.....	50		50		15 00
	Hong Kong..	11		11		3 30
	Aust.-Hungary..	1,393		1,393		417 90
	Belgium.....	2,693		2,693		807 90
	China.....	264		264		79 20
	France.....	24,157		22,657		6,797 10
	Germany.....	49,130		49,342		14,802 60
	Italy.....	330		330		99 00
	Switzerland....	234		234		70 20
	United States...	162,747		162,387		48,716 10
	Total. . .		539,824		252,250	75,675 00
Puses, non-metallic.....	United Kingdom	116,849		429		85 80
	Belgium.....			85		17 00
	United States...	7,626		7,626		1,525 20
	Total.		124,475		8,140	1,628 00

SESSIONAL PAPER No. 11
OF IMPORTS—Continued.

FOR HOME CONSUMPTION.

Preferential Tariff.			Treaty Rates.			Total.		
Quantity.	Value.	Duty.	Quantity.	Value.	Duty.	Quantity.	Value.	Duty Collected.
	\$	\$ cts.		\$	\$ cts.		\$	\$ cts.
.....	175,190	35,038 00	4,422	1,216 05	198,464	41,909 65
.....	263	52 60	14	4 20
.....			14,481	3,982 48	562	142 30
.....			977	268 07	27,107	7,770 28
.....			1,664	457 60	11,716	3,490 37
.....			3,291	945 70
.....			4,699	1,409 70
.....			1,428	428 40
.....			5,825	1,601 87	9,777	2,787 47
.....			5,502	1,650 60
.....			53	15 90
.....			1,410	423 00
.....			8,018	2,204 95	9,484	2,644 75
.....			21	5 77	1,285	384 97
.....			6	1 80
.....			131	39 30
.....			1,475,769	442,730 70
.....	175,453	35,090 60	35,408	9,737 39	1,750,698	506,779 09
.....	145,603	14,560 30	279,587	34,657 90
.....			9,695	1,454 25
.....			571	85 65
.....			777	116 55
.....			152,640	22,896 00
.....			235,289	35,293 35
.....			938	140 70
.....			5,051	757 65
.....			2,357	353 55
.....			289,342	43,401 30
.....	145,603	14,560 30	976,247	139,156 90
.....	285,166	57,033 20	298,055	60,899 90
.....			50	15 00
.....			11	3 30
.....			1,393	417 90
.....			2,693	807 90
.....			264	79 20
.....			22,657	6,797 10
.....			49,342	14,802 60
.....			330	99 00
.....			234	70 20
.....			162,387	48,716 10
.....	285,166	57,033 20	537,416	132,708 20
.....	116,914	14,614 37	117,343	14,700 17
.....			85	17 00
.....			7,626	1,525 20
.....	116,914	14,614 37	125,054	16,242 37

3 GEORGE V., A. 1913

No. 1.—GENERAL STATEMENT

ARTICLES IMPORTED.	COUNTRIES.	TOTAL IMPORTS.		ENTERED		
		Quantity.	Value.	General Tariff.		
				Quantity.	Value.	Duty.
		No.	\$	No.	\$	\$ cts.
DUTIABLE GOODS— <i>Con.</i>						
Glass and manufactures of— Glass carboys or demijohns, bottles, decanters, flasks, jars and phials.....	United Kingdom	86,683	6,536	2,124 20
	Hong Kong.....	1,549	1,549	503 43
	Newfoundland and Labrador.....	100	100	32 50
	Aust.-Hungary..	3,937	3,938	1,279 85
	Belgium	15,753	15,753	5,119 53
	China ..	21	21	6 83
	France.....	4,460	4,932	1,602 90
	Germany.....	65,200	80,270	26,087 75
	Holland.....	18,404	15,674	5,094 05
	Italy.....	133	139	45 18
	Japan	4	4	1 30
	Norway.....	2	2	0 65
	Spain.....	94	94	30 55
	Sweden.....	1,194	1,194	388 05
	Switzerland.....	38	38	12 35
	United States...	271,415	269,436	87,569 27
	Total..	468,987	399,680	129,898 39
Glass balls, and cut, pressed or moulded, crystal glass tableware, blown glass tableware, and other cut glass ware.....	United Kingdom	43,327	16,607	5,397 23
	Hong Kong.....	56	56	18 20
	Aust.-Hungary..	32,253	34,163	11,103 00
	Belgium	36,111	35,885	11,662 64
	France.....	15,601	15,658	5,088 86
	Germany..	45,847	45,746	14,867 45
	Holland	3,210	3,208	1,042 60
	Italy.....	1,422	1,422	462 15
	Norway.....	12	12	3 90
	Spain.....	63	63	20 48
	Sweden	5,299	5,299	1,722 18
	Switzerland.....	949	949	308 43
	United States...	353,614	353,755	114,973 95
	Total.	537,764	512,823	166,671 12
Lamp chimneys, glass shades or globes.....	United Kingdom	4,241	2,044	664 30
	Hong Kong....	5	5	1 63
	Aust.-Hungary..	12,526	12,518	4,068 35
	Belgium.....	324	324	105 30
	China.....	1	1	0 33
	France	1,385	651	211 58
	Germany.....	30,954	29,813	9,689 23
	Holland.....	36	36	11 70
	Sweden.....	34	34	11 05
	Switzerland.....	89	89	28 93
	United States...	275,965	275,275	89,464 86
	Total.....	325,560	320,790	104,257 26

SESSIONAL PAPER No. 11

OF IMPORTS—Continued.

FOR HOME CONSUMPTION.

Preferential Tariff.			Treaty Rates.			Total.		
Quantity.	Value.	Duty.	Quantity.	Value.	Duty.	Quantity.	Value.	Duty Collected.
	\$	\$ cts.		\$	\$ cts.		\$	\$ cts.
.....	78,925	15,785 00	85,461	17,909 20
.....	1,549	503 43
.....	100	32 50
.....	3,938	1,279 85
.....	15,753	5,119 53
.....	21	6 83
.....	4,932	1,602 90
.....	80,270	26,087 75
.....	15,674	5,094 05
.....	139	45 18
.....	4	1 30
.....	2	0 65
.....	94	30 55
.....	1,194	388 05
.....	38	12 35
.....	269,436	87,560 21
.....	78,925	15,785 00	478,605	145,683 39
.....
.....	26,707	5,341 40	43,314	10,738 68
.....	56	18 20
.....	34,163	11,103 00
.....	35,885	11,662 64
.....	15,658	5,088 86
.....	45,746	14,867 45
.....	3,208	1,042 60
.....	1,422	462 15
.....	12	3 90
.....	63	20 48
.....	5,299	1,722 18
.....	949	308 43
.....	353,755	114,973 95
.....	26,707	5,341 40	539,530	172,012 52
.....
.....	2,120	424 00	4,164	1,088 30
.....	5	1 63
.....	12,518	4,068 35
.....	324	105 30
.....	1	0 33
.....	651	211 58
.....	29,813	9,689 23
.....	36	11 70
.....	34	11 05
.....	89	28 93
.....	275,275	89,464 86
.....	2,120	424 00	322,910	104,681 26

3 GEORGE V., A. 1913

No. 1.—GENERAL STATEMENT

ARTICLES IMPORTED.	COUNTRIES.	TOTAL IMPORTS.		ENTERED		
		Quantity.	Value.	General Tariff.		
				Quantity.	Value.	Duty.
DUTIABLE GOODS— <i>Con.</i>			\$	\$	\$	\$
Glass, mfrs. of— <i>Con.</i> Ornamental figured and en- amelled coloured glass and memorial or other orna- mental window glass, N.O.P.....	United Kingdom Belgium..... France..... United States... Total.	39,866 824 126 8,236 49,052	102 824 126 8,236 9,288	25 50 206 00 31 50 2,059 00 2,322 00
Painted or vitrified, chipped, figured, enamelled and ob- scured white glass	United Kingdom Belgium..... France..... United States... Total.....	Sq. ft. 189,807 14,445 639 27,783 232,674	12,680 744 51 2,376 15,851	Sq. ft. 1,500 14,445 639 27,783 44,367	100 744 51 2,376 3,271	25 00 186 00 12 75 594 00 817 75
Common and colourless win- dow glass.....	United Kingdom Aust.-Hungary.. Belgium..... France..... Germany..... Holland..... United States... Total ...	12,647,985 23,000 31,366,571 31,111 12,569 6,400 1,617,228 45,704,864	341,491 826 720,325 609 1,138 93 46,984 1,111,466	263,577 23,000 31,366,571 31,111 12,569 6,400 1,617,328 33,320,556	6,815 826 720,325 609 1,138 93 46,988 776,794	851 90 103 25 90,041 65 76 15 142 25 11 65 5,873 54 97,100 39
Plain coloured, opaque, stain- ed or tinted or muffled glass in sheets.....	United Kingdom Aust.-Hungary.. Belgium..... France..... Germany..... Holland..... United States... Total	1,060,124 6,000 431,870 37,223 9,840 1,611 547,888 2,094,556	74,233 312 35,210 1,573 1,226 377 36,127 149,058	20,136 6,000 431,870 37,223 9,840 1,611 547,888 1,054,568	1,733 312 35,210 1,573 1,226 377 36,127 76,558	433 25 78 00 8,802 50 393 25 306 50 94 25 9,031 75 19,139 50
Plate glass, not bevelled, in sheets or panes, not exceed- ing 7 sq. ft each, N.O.P...	United Kingdom Belgium..... France..... Germany..... Holland..... United States... Total	698,268 701,727 159,760 65,473 10,848 183,991 1,820,067	102,198 116,548 26,354 17,791 1,324 24,251 288,466	7,580 701,727 159,760 65,473 10,848 183,991 1,129,379	1,078 116,548 26,354 17,791 1,324 24,251 187,346	107 80 11,654 80 2,635 40 1,779 10 132 40 2,425 10 18,734 60
Plate glass, not bevelled, in sheets or panes exceeding 7 sq. ft. each, and not exceed- ing 25 sq. ft. each, N.O.P..	United Kingdom Belgium..... France..... Holland..... United States... Total	784,303 299,537 1,078 18,454 12,607 1,115,979	136,737 57,595 228 3,248 1,658 199,466 32,455 12,607 45,062 6,245 1,658 7,903 1,717 44 456 00 2,173 44

SESSIONAL PAPER No. 11

OF IMPORTS—Continued.

FOR HOME CONSUMPTION.

Preferential Tariff.			Treaty Rates.			Total.		
Quantity.	Value.	Duty.	Quantity.	Value.	Duty.	Quantity.	Value.	Duty Collected.
	\$	\$ cts.		\$	\$ cts.		\$	\$ cts.
.....	39,764	6,958 80	39,866	6,984 30
.....	824	206 00
.....	126	31 50
.....	8,236	2,059 00
.....	39,764	6,958 80	49,052	9,280 80
Sq. ft.			Sq. ft.			Sq. ft.		
188,307	12,580	2,201 54	189,807	12,680	2,226 54
.....	14,445	744	186 00
.....	639	51	12 75
.....	27,783	2,376	594 00
188,307	12,580	2,201 54	232,674	15,851	3,019 29
12,384,408	334,676	25,100 82	12,647,985	341,491	25,952 72
.....	23,000	826	103 25
.....	31,366,571	720,325	90,041 65
.....	31,111	609	76 15
.....	12,569	1,138	142 25
.....	6,400	93	11 65
.....	1,617,328	46,988	5,873 54
12,384,408	334,676	25,100 82	45,704,964	1,111,470	122,201 21
1,039,988	72,500	12,687 57	1,060,124	74,233	13,120 82
.....	6,000	312	78 00
.....	431,870	35,210	8,802 50
.....	37,223	1,573	393 25
.....	9,840	1,226	306 50
.....	1,611	377	94 25
.....	547,888	36,127	9,031 75
1,039,988	72,500	12,687 57	2,094,556	149,058	31,827 07
690,688	101,120	7,584 18	698,268	102,198	7,691 98
.....	701,727	116,548	11,654 80
.....	159,760	26,354	2,635 40
.....	65,473	17,791	1,779 10
.....	10,848	1,324	132 40
.....	183,991	24,251	2,425 10
690,688	101,120	7,584 18	1,820,067	288,466	26,318 78
746,166	132,242	19,836 30	38,137	4,495	1,123 75	784,303	136,737	20,960 05
.....	267,082	51,350	12,837 50	299,537	57,595	14,554 94
.....	1,078	228	57 00	1,078	228	57 00
.....	18,454	3,248	812 00	18,454	3,248	812 00
.....	12,607	1,658	456 00
746,166	132,242	19,836 30	324,751	59,321	14,830 25	1,115,979	199,466	36,839 99

3 GEORGE V., A. 1913

No. 1.—GENERAL STATEMENT

ARTICLES IMPORTED.	COUNTRIES.	TOTAL IMPORTS.		ENTERED		
		Quantity.	Value.	General Tariff.		
				Quantity	Value.	Duty.
DUTIABLE GOODS— <i>Con.</i>		Sq. ft.	\$	Sq. ft.	\$	\$ cts.
Glass, mfrs. of— <i>Con.</i>						
Plate glass, N.O.P.	United Kingdom	1,018,340	263,742	25,401	5,512	1,929 20
	Belgium.....	414,482	93,843	414,482	93,843	32,845 05
	France.....	1,770	1,013	1,770	1,013	354 55
	Germany.....	6,126	1,097	6,126	1,097	383 95
	United States...	41,568	8,081	41,568	8,081	2,828 35
	Total.....	1,482,236	367,776	489,347	109,546	38,341 10
Plate glass, bevelled, N.O.P.	United Kingdom	1,200	340			
	Belgium.....	4,750	733	4,750	733	256 55
	United States...	110	32	110	32	11 20
	Total.....	6,060	1,105	4,860	765	267 75
German looking glass (thin plate), unsilvered or for silvering.....	Belgium.....		76		76	15 20
	Germany.....		19		19	3 80
	United States...		15		15	3 00
	Total.....		110		110	22 00
Silvered glass, bevelled or not, framed or not framed.....	United Kingdom		20,801		2,432	851 20
	Hong Kong.....		10		10	3 56
	Aust.-Hungary..		680		353	123 55
	Belgium.....		1,273		632	221 20
	France.....		22,649		529	185 15
	Germany.....		27,354		27,320	9,562 00
	Holland.....		168		146	51 10
	Italy.....		363		73	25 55
	Japan.....		252		171	59 85
	Switzerland....		83		17	5 95
	United States...		31,487		31,471	11,014 85
	Total.....		105,120		63,154	22,103 90
Stained or ornamental glass windows.....	United Kingdom		4,305		270	81 00
	Belgium.....		97		97	29 10
	France.....		2,436		2,436	730 80
	Germany.....		2,163		2,163	648 90
	United States...		5,380		5,380	1,614 00
	Total.....		19,381		10,346	3,103 80
Glass in sheets and bent plate glass, N.O.P.	United Kingdom		7,715		627	156 75
	Belgium.....		16,058		16,058	4,014 50
	France.....		890		890	222 50
	Germany.....		1,131		1,131	282 75
	United States...		28,057		28,057	7,014 25
	Total.....		53,851		46,763	11,690 76

SESSIONAL PAPER No. 11
OF IMPORTS—Continued.

FOR HOME CONSUMPTION.

Preferential Tariff.			Treaty Rates.			Total.		
Quantity.	Value.	Duty.	Quantity.	Value.	Duty.	Quantity.	Value.	Duty Collected.
Sq. ft.	\$	\$ cts.	Sq. ft.	\$	\$ cts.	Sq. ft.	\$	\$ cts.
992,939	258,230	58,101 99	1,018,340	263,742	60,031 19
.....	414,482	93,843	32,845 05
.....	1,770	1,013	354 55
.....	6,126	1,097	383 95
.....	41,568	8,081	2,828 35
992,939	258,230	58,101 99	1,482,286	367,776	96,443 09
.....
1,200	340	76 50	1,200	340	76 50
.....	4,750	733	256 55
.....	110	32	11 20
1,200	340	76 50	6,060	1,105	344 25
.....
.....	76	15 20
.....	19	3 80
.....	15	3 00
.....	110	22 00
.....
.....	16,900	3,802 76	1,144	343 20	20,476	4,997 16
.....	10	3 50
.....	327	98 10	680	221 65
.....	641	192 30	1,273	413 50
.....	22,438	6,731 40	22,967	6,916 55
.....	27,320	9,562 00
.....	22	6 60	168	57 70
.....	73	25 55
.....	81	24 30	252	84 15
.....	66	19 80	83	25 75
.....	31,471	11,014 85
.....	16,900	3,802 76	24,719	7,415 70	104,773	33,322 36
.....
.....	9,035	1 807 00	9,305	1,838 00
.....	97	29 10
.....	2,436	730 80
.....	2,163	648 90
.....	5,380	1,614 00
.....	9,035	1,807 00	19,381	4,910 80
.....
.....	7,088	1,240 46	7,715	1,397 21
.....	16,058	4,014 50
.....	890	222 50
.....	1,131	282 75
.....	28,057	7,014 25
.....	7,088	1,240 46	53,851	12,931 21

3 GEORGE V., A. 1913

No. 1.—GENERAL STATEMENT

ARTICLES IMPORTED.	COUNTRIES.	TOTAL IMPORTS.		ENTERED		
		Quantity.	Value.	General Tariff.		
				Quantity.	Value.	Duty.
DUTIABLE GOODS— <i>Con.</i>			\$		\$	\$ cts.
Glass, mfrs. of— <i>Con.</i> Articles of glass, not plate or sheet, designed to be cut or mounted, and manufacture of glass, N.O.P.....	United Kingdom	55,372	13,984	3,146	40	
	Hong Kong.....	26	26	5	85	
	Aust.-Hungary..	8,728	4,410	992	25	
	Belgium.....	14,863	2,335	525	38	
	China	22	22	4	95	
	France.....	36,734	4,926	1,108	35	
	Germany.....	36,998	36,971	8,319	00	
	Holland.....	1,625	344	77	40	
	Italy	1,464	1,464	329	40	
	Japan	290	60	13	50	
	Switzerland....	501	445	100	15	
	United States...	231,168	231,281	52,039	35	
	Total.....	387,791	296,268	66,661	98	
Gloves and mitts of all kinds..	United Kingdom	767,064	100,384	35,134	40	
	Hong Kong.....	9	9	3	15	
	Newfoundland and Labrador..	4	4	1	40	
	Aust.-Hungary..	22,173	1,657	579	95	
	Belgium.....	17,377	2,569	899	15	
	China	2	2	70		
	France.....	460,837	8,698	3,044	30	
	Germany.....	255,258	260,462	91,161	70	
	Italy	17,032	6,228	2,179	80	
	Japan.....	87	3	1	05	
	Norway.....	1	1	35		
	Switzerland....	972	54	18	90	
	United States...	337,170	337,217	118,025	95	
	Total.	1,877,986	717,288	251,050	80	
Gold and Silver, manufactures of:— Gold, silver and aluminium leaf, Dutch or Schlag metal leaf	United Kingdom	7,377	1,533	421	60	
	Aust.-Hungary ..	269	269	74	00	
	France	1,591	143	39	35	
	Germany.....	35,829	35,653	9,804	84	
	United States...	20,343	20,343	5,594	60	
	Total.....	65,409	57,941	15,934	39	
Manufactures of gold and silver, N.O.P.	United Kingdom ..	22,624	1,710	598	50	
	Aust. Hungary..	96	82	28	70	
	France.....	841	104	36	40	
	Germany.....	2,360	2,360	826	00	
	Holland.....	353				
	Italy.....	241	241	84	35	
	Japan.....	218	30	10	50	
	United States...	20,235	20,235	7,082	25	
	Total.....	46,968	24,762	8,666	70	

SESSIONAL PAPER No. 11
OF IMPORTS—Continued.

FOR HOME CONSUMPTION.

Preferential Tariff.			Treaty Rates.			Total.		
Quantity.	Value.	Duty.	Quantity.	Value.	Duty.	Quantity.	Value.	Duty Collected.
	\$	\$ cts.		\$	\$ cts.		\$	\$ cts.
.....	30,705	4,605 75	10,978	2,195 60	55,667	9,947 75
.....			26	5 85
.....			4,398	879 60	8,808	1,871 85
.....			12,528	2,505 60	14,863	3,030 98
.....			22	4 95
.....			31,868	6,373 60	36,794	7,481 95
.....			36,971	8,319 00
.....			1,281	256 20	1,625	333 60
.....			1,464	329 40
.....			230	46 00	290	59 50
.....			56	11 20	501	111 35
.....			231,281	52,039 35
.....	30,705	4,605 75	61,339	12,267 80	388,312	83,535 53
.....	535,064	120,390 68	140,174	42,052 20	775,622	197,577 28
.....			9	3 15
.....			4	1 40
.....			20,842	6,252 60	22,499	6,832 55
.....			16,919	5,075 70	19,488	5,974 85
.....			2	70
.....			451,578	135,473 40	460,276	138,517 70
.....			260,462	91,161 70
.....			10,498	3,149 40	16,726	5,329 20
.....			24	7 20	27	8 25
.....			1	35
.....			918	275 40	972	294 30
.....			337,217	118,025 95
.....	535,064	120,390 68	640,953	192,285 90	1,893,305	563,727 38
.....	5,844	876 60	7,377	1,298 20
.....			269	74 00
.....			1,247	311 75	1,390	351 10
.....			35,653	9,804 84
.....			20,343	5,594 60
.....	5,844	876 60	1,247	311 75	65,032	17,122 74
.....	20,555	4,625 01	359	107 70	22,624	5,331 21
.....			14	4 20	96	32 90
.....			737	221 10	841	257 50
.....			2,360	826 00
.....			353	105 90	353	105 90
.....			241	84 35
.....			188	56 40	218	66 90
.....			20,235	7,082 25
.....	20,555	4,625 01	1,651	495 30	46,968	13,787 01

3 GEORGE V., A. 1913
No. 1.—GENERAL STATEMENT

ARTICLES IMPORTED.	COUNTRIES.	TOTAL IMPORTS.		ENTERED		
		Quantity.	Value.	General Tariff.		
				Quantity.	Value.	Duty.
DUTIABLE GOODS— <i>Con.</i>			\$		\$	\$ cts.
Gold and silver— <i>Con.</i>						
Electro-plated ware and gilt ware, N.O.P.....	United Kingdom	291,057	5,712	1,999	20
	Hong Kong.....	1	1	0	35
	Aust.-Hungary..	2,136	411	143	85
	Belgium.....	715	715	250	25
	France.....	11,611	558	195	30
	Germany.....	10,697	10,454	3,658	90
	Holland.....	165	5	1	75
	Italy.....	30	30	10	50
	Russia in Europe	17	17	5	95
	United States....	200,929	199,632	69,871	20
	Total.....	517,358	217,535	76,137	25
Sterling or other silverware, N.O.P.	United Kingdom	144,536	4,656	1,629	60
	B. India.....	20	20	7	00
	B. Strait Settlements	85	85	29	75
	Hong Kong	165	165	57	75
	Newfoundland and Labrador.....	20	20	7	00
	Aust.-Hungary..	1
	China	34	34	11	90
	France	5,214	273	95	55
	Germany.....	4,329	3,992	1,397	20
	Holland.....	243	243	85	05
	Italy.....	32	32	11	20
	Japan.....	133	59	20	65
	Norway	191	191	66	85
	Switzerland.....	4
	Turkey in Asia..	152	152	53	20
	United States....	89,843	89,799	31,429	65
	Total . .	245,002	99,721	34,902	35
Grease, axle		Lbs.		Lbs.		
	United Kingdom	14,437	921	4,543	236	47 20
	Belgium.....	54	4	54	4	0 80
	Germany.....	3,245	95	3,245	95	19 00
	United States...	3,460,913	170,391	3,455,372	170,268	34,053 60
	Total	3,478,649	171,411	3,463,214	170,603	34,120 60
Gunpowder and other explosives, &c.—						
Gun, rifle, sporting and canister powder.....	United Kingdom	33,300	17,127
	Norway	1,632	250	1,632	250	48 96
	United States...	79,627	46,985	79,477	46,955	2,384 31
	Total.....	114,559	64,362	81,109	47,205	2,433 27
Blasting and mining powder.	United Kingdom	500,700	52,114	12,700	2,570	254 00
	United States...	579,668	34,089	579,668	34,089	11,593 36
	Total	1,080,368	86,203	592,368	36,659	11,847 36

SESSIONAL PAPER No. 11
OF IMPORTS—Continued.

FOR HOME CONSUMPTION.

Preferential Tariff.			Treaty Rates.			Total		
Quantity.	Value.	Duty.	Quantity.	Value.	Duty.	Quantity.	Value.	Duty Collected.
	\$	\$ cts.	\$		\$	\$ cts.	\$	\$ cts.
.....	285,440	64,224 41	464	139 20	291,616	66,362 81
.....			1	0 35
.....			1,725	517 50	2,136	661 35
.....			715	250 25
.....			11,639	3,491 70	12,197	3,687 00
.....			10,454	3,658 90
.....			160	48 00	165	49 75
.....			30	10 50
.....			17	5 95
.....			199,632	69,871 20
.....	285,440	64,224 41	13,988	4,196 40	516,963	144,558 06
.....	139,629	31,416 99	251	75 30	144,536	33,121 89
.....			20	7 00
.....			85	29 75
.....			165	57 75
.....			20	7 00
.....			1	0 30	1	0 30
.....			34	11 90
.....			4,701	1,410 30	4,974	1,505 85
.....			3,992	1,397 20
.....			243	85 05
.....			32	11 20
.....			74	22 20	133	42 85
.....			191	66 85
.....			4	1 20	4	1 20
.....			152	53 20
.....			89,799	31,429 65
.....	139,629	31,416 99	5,031	1,509 30	244,381	67,828 64
Lbs.			Lbs.			Lbs.		
10,094	695	86 89			14,637	931	134 09
.....					54	4	0 80
.....					3,245	95	19 00
.....					3,455,372	170,268	34,053 60
10,094	695	86 89			3,473,308	171,298	34,207 49
.....				
33,300	17,127	666 00			33,300	17,127	666 00
.....					1,632	250	48 96
.....					79,477	46,955	2,384 31
33,300	17,127	666 00			114,409	64,332	3,099 27
.....				
488,000	49,544	6,506 68			509,700	52,114	6,760 68
.....					579,668	34,089	11,593 36
488,000	49,544	6,506 68			1,080,368	86,203	18,354 04

3 GEORGE V., A. 1913
No. 1.—GENERAL STATEMENT

ARTICLES IMPORTED.	Countries.	TOTAL IMPORTS.		ENTERED		
		Quantity.	Value.	General Tariff		
				Quantity.	Value.	Duty.
		Lbs.	\$	Lbs.	\$	\$ cts.
DTTIABLE GOODS— <i>Con.</i>						
Gunpowder— <i>Con.</i>						
Giant powder, nitro, nitro-glycerine and other explosives, N.O.P.....	United Kingdom	306,397	93,381			
	Newfoundland and Labrador.	200	24	200	24	5 00
	United States...	659,119	80,844	659,119	80,844	16,478 01
	Total	965,716	174,249	659,319	80,868	16,483 01
Gun, rifle and pistol cartridges, or other ammunition, N.O.P.	United Kingdom		837,684		1,473	441 90
	Belgium.....		1,921		1,921	576 30
	France.....		395		395	118 50
	Germany.....		3,600		3,438	1,031 40
	United States...		279,647		279,496	83,848 80
	Total		1,123,247		286,723	86,016 90
Gun wads, percussion caps, primers and cartridge cases...	United Kingdom		1,710			
	France.....		10		10	3 00
	Germany.....		40		40	12 00
	United States...		12,887		12,825	3,847 50
	Total		14,647		12,875	3,862 50
Gun or pistol covers or cases, game bags, loading tools, and cartridge belts of any material	United Kingdom		29,477			
	France.....		67		67	20 10
	United States...		8,854		8,854	2,656 20
	Total		38,398		8,921	2,676 30
Gutta percha and India-rubber, manufactures of—						
Boots and shoes	United Kingdom		7,678		53	13 25
	United States...		40,125		40,614	10,153 50
	Total		47,803		40,667	10,166 75
Belting	United Kingdom		39,000		185	50 90
	Germany.....		578		578	159 00
	United States...		46,586		46,578	12,809 01
	Total		86,164		47,341	13,018 91
Clothing, and clothing made waterproof with india-rubber.	United Kingdom		645,930		4,495	1,573 25
	France.....		140		140	49 00
	Germany.....		227		227	79 45
	United States...		31,113		30,564	10,697 40
	Total		677,410		35,426	12,399 10
Hose, including cotton or linen, lined with rubber...	United Kingdom		4,732			
	Germany.....		51		51	17 85
	United States...		99,570		100,495	35,173 25
	Total		104,353		100,546	38,191 10

SESSIONAL PAPER No. 11

OF IMPORTS—Continued.

FOR HOME CONSUMPTION.

Preferential Tariff			Treaty Rates.			Total.		
Quantity.	Value.	Duty.	Quantity.	Value.	Duty.	Quantity.	Value.	Duty.
Lbs.	\$	\$ cts.	Lbs.	\$	\$ cts.	Lbs.	\$	\$ cts.
306,397	93,381	5,361 97	306,397	93,381	5,361 97
.....	200	24	5 00
.....	659,119	80,844	16,478 01
306,397	93,381	5,361 97	965,716	174,249	21,844 98
.....	836,211	167,242 20	837,684	167,684 10
.....	1,921	57 30
.....	395	118 50
.....	3,438	1,031 40
.....	279,496	83,848 80
.....	836,211	167,242 20	1,122,934	253,259 10
.....	1,710	342 00	1,710	342 00
.....	10	3 00
.....	40	12 00
.....	12,825	3,847 50
.....	1,710	342 00	14,585	4,204 50
.....	29,477	5,895 40	29,477	5,895 40
.....	67	20 10
.....	8,354	2,656 20
.....	29,477	5,895 40	38,398	8,571 70
.....	7,610	1,141 50	7,663	1,154 75
.....	40,614	10,153 50
.....	7,610	1,141 50	48,277	11,308 25
.....	36,089	7,217 80	36,274	7,268 70
.....	578	159 00
.....	46,578	12,809 01
.....	36,089	7,217 80	83,430	20,236 71
.....	642,604	144,586 87	647,099	146,160 12
.....	140	49 00
.....	227	79 45
.....	30,564	10,697 40
.....	642,604	144,586 87	678,030	156,985 97
.....	4,732	1,064 79	4,732	1,064 79
.....	51	17 85
.....	100,495	35,173 25
.....	4,732	1,064 79	105,278	36,255 89

3 GEORGE V., A. 1913
No. 1.—GENERAL STATEMENT

ARTICLES IMPORTED.	COUNTRIES.	TOTAL IMPORTS.		ENTERED		
		Quantity.	Value.	General Tariff.		
				Quantity.	Value.	Duty.
DUTIABLE GOODS— <i>Con.</i>			\$		\$	\$ cts.
Gutta-percha— <i>Con.</i> Packing, mats and matting..	United Kingdom		3,389		606	212 10
	Germany.		465		465	162 75
	United States...		70,773		70,206	24,572 10
			74,627		71,277	24,946 95
Tires of rubber for vehicles of all kinds.....	United Kingdom		224,952		70,849	24,797 15
	Belgium.....		199		199	69 65
	France.....		15,941		14,289	5,001 15
	Germany.		1,361		1,664	582 40
	Hawaii.....		60		60	21 00
	United States...		666,411		651,316	227,960 60
	Total		908,924		738,377	258,431 95
Rubber cement and all manu- factures of india-rubber and gutta-percha, N.O.P.	United Kingdom		155,320		12,290	3,379 75
	Aust.-Hungary .		8,439		1,472	404 80
	Belgium.....		151		151	41 52
	China.....		6		6	1 65
	France.....		4,358		1,895	521 12
	Germany.		47,781		47,781	13,139 77
	Japan.....		8			
	Norway.		24		24	6 60
	Russia in Europe		42		42	11 55
	Sweden		37			
	United States...		645,177		644,983	177,373 02
	Total . . .		861,343		708,644	194,879 78
Rubber, hard, unfinished, in tubes, for the manufacture of fountain pens.....	United Kingdom		625		625	62 50
	United States...		6,552		6,552	655 20
	Total.		7,177		7,177	717 70
Hair and manufactures of, not otherwise provided for— Braids, chains or cords	United Kingdom		206			
	Germany.....		42		42	14 70
	United States...		337		337	117 95
	Total.....		585		379	132 65
Curled or dyed, N.O.P.	United Kingdom	Lbs.	5,495	Lbs.	137	910
	Aust.-Hungary .		30		30	43
	France.....		31		31	303
	Germany.		270		223	1,674
	Japan.....		1		1	5
	United States...		98,851		96,691	43,949
	Total		104,678		97,113	46,884

SESSIONAL PAPER No. 11
OF IMPORTS—Continued.

FOR HOME CONSUMPTION.

Preferential Tariff.			Treaty Rates.			Total.		
Quantity.	Value.	Duty.	Quantity.	Value.	Duty.	Quantity.	Value.	Duty.
	\$	\$ cts.		\$	\$ cts.		\$	\$ cts.
.....	2,783	626 14	3,389	838 24
.....			465	162 75
.....			70,206	24,572 10
.....	2,783	626 14	74,060	25,573 09
.....	152,503	34,313 45	223,352	59,110 60
.....			199	69 65
.....			14,289	5,001 15
.....			1,664	582 40
.....			60	21 00
.....			651,316	227,960 60
.....	152,503	34,313 45	890,880	292,745 40
.....	140,366	21,054 90	2,553	638 25	155,209	25,072 90
.....			6,967	1,741 75	8,439	2,146 55
.....			151	41 52
.....			6	1 65
.....			2,459	614 75	4,354	1,135 87
.....			47,781	13,139 77
.....			8	2 00	8	2 00
.....			24	6 60
.....			42	11 55
.....			37	9 25	37	9 25
.....			644,983	177,373 02
.....	140,366	21,054 90	12,024	3,006 00	861,034	218,940 68
.....				
.....			625	62 50
.....			6,552	655 20
.....			7,177	717 70
.....				
.....	206	46 35	206	46 35
.....			42	14 70
.....			337	117 95
.....	206	46 35	585	179 00
Lbs.			Lbs.			Lbs.		
5,358	8,165	1,020 77			5,495	9,075	1,202 77
.....					30	43	8 60
.....					31	303	60 60
.....					223	1,674	334 80
.....					1	5	1 00
.....					96,691	43,949	8,789 80
5,358	8,165	1,020 77			102,471	55,049	10,397 57

3 GEORGE V., A. 1913

No. 1.—GENERAL STATEMENT

ARTICLES IMPORTED.	COUNTRIES.	TOTAL IMPORTS.		ENTERED		
		Quantity.	Value.	General Tariff.		
				Quantity.	Value.	Duty.
DUTYABLE GOODS— <i>Con.</i>			\$		\$	\$ cts.
Hair, mfrs. of— <i>Con.</i>						
Hair-cloth of all kinds.	United Kingdom	52,412	3,605	1,081	50	
	Denmark	21	21	6	30	
	France	259	259	77	70	
	Germany	274	274	82	20	
	United States	3,487	3,487	1,046	10	
	Total	56,453	7,646	2,293	80	
Other manufactures of, N.O.P.	United Kingdom	37,795	14,630	5,120	50	
	Aust.-Hungary	1,338	1,338	468	30	
	Belgium	187	187	65	45	
	France	5,808	5,808	2,032	80	
	Germany	6,163	5,472	1,915	20	
	Japan	20	20	7	00	
	United States	41,260	40,964	14,337	40	
	Total	92,571	68,419	23,946	65	
Hats, caps and bonnets, N.O.P.—						
Beaver, silk or felt	United Kingdom	1,034,054	39,853	13,948	55	
	B. W. Indies	64	64	22	40	
	Aust.-Hungary	8,650	8,721	3,052	35	
	Belgium	2,224	2,224	778	40	
	China	4	4	1	40	
	France	20,960	20,960	7,336	00	
	Germany	5,039	5,039	1,763	65	
	Italy	62,872	62,051	21,717	85	
	Switzerland	35	35	12	25	
	United States	580,065	579,923	202,973	05	
	Total	1,713,967	718,874	251,605	90	
Straw, grass, chip or other material, N.O.P.	United Kingdom	1,056,744	81,419	28,496	65	
	B. W. Indies	66	66	23	10	
	Hong Kong	98	98	34	30	
	Newfoundland & Labrador	18	18	6	30	
	Aust.-Hungary	1,964	1,964	687	40	
	Belgium	4,410	4,846	1,696	10	
	China	40	40	14	00	
	Dutch E. Indies	551	551	192	85	
	Ecuador	4,284	4,284	1,499	40	
	France	77,237	76,288	26,700	80	
	Germany	4,199	4,175	1,461	25	
	Italy	32,542	33,785	11,824	75	
	Japan	3,979	3,979	1,392	65	
	Mexico	5,890	5,890	2,061	50	
	Switzerland	1,869	1,907	667	45	
	Turkey in Asia	19	19	6	65	
	United States	875,607	872,774	305,470	90	
	Total	2,069,517	1,092,103	382,236	05	

SESSIONAL PAPER No. 11

OF IMPORTS—Continued.

FOR HOME CONSUMPTION.

Preferential Tariff.			Treaty Rates.			Total.		
Quantity.	Value.	Duty.	Quantity.	Value.	Duty.	Quantity.	Value.	Duty Collected.
	\$	\$ cts.		\$	\$ cts.		\$	\$ cts.
.....	48,588	9,717 60	52,193	10,799 10
.....	21	6 30
.....	259	77 70
.....	274	82 20
.....	3,487	1,046 10
.....	48,588	9,717 60	56,234	12,011 40
.....
.....	23,002	5,175 78	37,632	10,296 28
.....	1,338	468 30
.....	187	65 45
.....	5,808	2,032 80
.....	5,472	1,915 20
.....	20	7 00
.....	40,964	14,337 40
.....	23,002	5,175 78	91,421	29,122 43
.....
.....	998,040	224,560 63	1,037,893	238,509 18
.....	64	22 40
.....	8,721	3,052 35
.....	2,224	778 40
.....	4	1 40
.....	20,960	7,336 00
.....	5,039	1,763 65
.....	62,051	21,717 85
.....	35	12 25
.....	579,923	202,973 05
.....	998,040	224,560 63	1,716,914	476,166 53
.....
.....	969,984	218,247 55	1,051,403	246,744 20
.....	66	23 10
.....	98	34 30
.....	18	6 30
.....	1,964	687 40
.....	4,846	1,696 10
.....	40	14 00
.....	551	192 85
.....	4,284	1,499 40
.....	76,288	26,700 80
.....	4,175	1,461 25
.....	33,785	11,824 75
.....	3,979	1,392 65
.....	5,890	2,061 50
.....	1,907	667 45
.....	19	6 65
.....	872,774	305,470 90
.....	969,984	218,247 55	2,062,087	600,483 60

3 GEORGE V., A. 1913

No. 1.—GENERAL STATEMENT

ARTICLES IMPORTED.	COUNTRIES.	TOTAL IMPORTS.		ENTERED		
		Quantity.	Value.	General Tariff.		
				Quantity.	Value.	Duty.
DUTIABLE GOODS— <i>Con.</i>			\$		\$	\$ cts.
Hat, cap and bonnet shapes, and hat and bonnet crowns...	United Kingdom	48,309	3,387			1,185 45
	Aust.-Hungary.. ..	376	376			131 60
	Belgium	12	12			4 20
	France.....	1,481	1,481			518 35
	Germany.....	512	512			179 20
	Italy.....	49	49			17 15
	United States... ..	46,237	46,237			16,182 95
	Total	96,976	52,054			18,218 90
Hay.....	United States...	Tons.		Tons.		
		19,789	307,429	19,721	305,350	39,442 00
Honey, in the comb or other- wise, and imitations thereof..		Lbs.		Lbs.		
	United Kingdom	60,321	4,455	903	89	27 09
	B. W. Indies.	189,643	10,188	26,574	1,543	797 22
	Hong Kong.	1,392	30	1,392	30	41 76
	New Zealand.	5,232	612	600	65	18 00
	China	80	2	80	2	2 40
	United States... ..	193,925	26,140	191,621	25,998	5,748 63
	Total	450,593	41,427	221,170	27,727	6,635 10
Hops.....	United Kingdom	218,986	89,239	25,898	13,443	1,812 86
	Aust.-Hungary.. ..	51,405	35,471	51,735	35,577	3,621 45
	Belgium.....	2,091	1,798	2,091	1,798	146 37
	Germany.....	27,535	15,627	27,535	15,627	1,927 45
	Holland.....	1,050	930	1,050	930	73 50
	United States... ..	1,190,708	494,388	1,089,069	458,034	76,234 83
	Total	1,491,775	637,453	1,197,378	525,409	83,816 46
Ink, writing.. ..	United Kingdom	21,939	559			139 75
	Hong Kong.....	38	38			9 50
	Aust.-Hungary.. ..	29	29			7 25
	China.....	3	3			0 75
	France.....	4,473	227			56 75
	Germany.....	50	50			12 50
	Japan.....	84	78			19 50
	United States... ..	24,061	24,061			6,015 25
	Total	50,677	25,045			6,261 25
Ink, printing.....	United Kingdom	18,113	674			134 80
	Hong Kong.....	1	1			0 20
	France.....	224				
	United States... ..	78,863	78,851			15,770 20
Iron and manufactures of, steel and manufactures of, or both combined— Agricultural implements, N. O.P., viz.— Binding attachments.....	Total....	97,146	79,526			15,905 20
	United States... ..	26,327	26,327			4,607 28

SESSIONAL PAPER No. 11
OF IMPORTS—Continued.

FOR HOME CONSUMPTION.

Preferential Tariff.			Treaty Rates.			Total.		
Quantity.	Value.	Duty.	Quantity.	Value.	Duty.	Quantity.	Value.	Duty Collected.
	\$	\$ cts.		\$	\$ cts.		\$	\$ cts.
.....	46,706	10,509 07	50,093	11,694 52
.....	376	131 60
.....	12	4 20
.....	1,481	518 35
.....	512	179 20
.....	49	17 15
.....	46,237	16,182 95
.....	46,706	10,509 07	98,760	28,727 97
Tons.			Tons.			Tons.		
.....	19,721	305,350	39,442 00
Lbs.			Lbs.			Lbs.		
51,594	4,031	1,031 88	52,497	4,120	1,058 97
157,859	8,404	3,157 18	184,433	9,947	3,954 40
.....	1,392	30	41 76
3,736	460	74 72	4,336	525	92 72
.....	80	2	2 40
.....	191,621	25,998	5,748 63
213,189	12,895	4,263 78	434,359	40,622	10,898 88
177,104	73,762	7,084 16	203,002	87,205	8,897 02
.....	51,735	35,577	3,621 45
.....	2,091	1,798	146 37
.....	27,535	15,627	1,927 45
.....	1,050	930	73 50
.....	1,089,069	458,034	76,234 83
177,104	73,762	7,084 16	1,374,482	599,171	90,900 62
.....	21,371	3,205 65	9	2 03	21,939	3,347 43
.....	38	9 50
.....	29	7 25
.....	3	0 75
.....	4,246	955 39	4,473	1,012 14
.....	50	12 50
.....	6	1 35	84	20 85
.....	24,061	6,015 25
.....	21,371	3,205 65	4,261	958 77	50,677	10,425 67
.....	17,439	2,179 98	18,113	2,314 78
.....	1	0 20
.....	224	39 21	224	39 21
.....	78,851	15,770 20
.....	17,439	2,179 98	224	39 21	97,189	18,124 39
.....	26,327	4,607 28

3 GEORGE V., A. 1913

No. 1.—GENERAL STATEMENT

ARTICLES IMPORTED.	COUNTRIES.	TOTAL IMPORTS.		ENTERED		
		Quantity.	Value.	General Tariff.		
				Quantity.	Value.	Duty.
		No.	\$	No.	\$	\$ cts.
DUTIABLE GOODS— <i>Con.</i>						
Iron and steel— <i>Con.</i>						
Agricultural implements— <i>Con.</i>						
Cultivators and weeders...	United Kingdom	72	115
	Aust.-Hungary..	1	50
	United States...	6,822	67,088	6,822	67,088	13,417 60
	Total.....	6,895	67,253	6,822	67,088	13,417 60
Drills, seed.....	United Kingdom	2	233
	United States...	7,040	349,385	7,040	349,266	69,853 20
	Total.....	7,042	349,618	7,040	349,266	69,853 20
Farm, road or field rollers.	United Kingdom	117	21,593
	United States...	95	34,781	95	34,781	8,695 25
	Total...	212	56,374	95	34,781	8,695 25
Forks, pronged.....	United Kingdom	1,035	498	48	5	1 13
	Germany.....	58	44	58	44	9 90
	United States...	9,669	5,260	9,669	5,260	1,183 70
	Total.....	10,762	5,802	9,775	5,309	1,194 73
Harrows.....	United Kingdom	4	39
	United States...	11,759	143,507	11,759	143,507	28,701 40
	Total.....	11,763	143,546	11,759	143,507	28,701 40
Harvesters, self-binding...	United States...	2,531	264,890	2,531	264,890	46,355 95
Hay loaders.....	United States...	796	39,643	796	39,643	9,910 75
Hay Tedders.....	United States...	104	4,360	104	4,360	1,090 00
Hoes.....	United Kingdom	908	238
	Germany.....	588	165	588	165	37 13
	Sweden.....	72	24	72	24	5 40
	United States...	6,913	1,905	6,913	1,905	428 70
	Total.....	8,481	2,332	7,573	2,094	471 23
Horse rakes.....	United States...	999	30,448	999	30,448	6,089 60
Knives, hay or straw.....	United Kingdom	957	254
	United States...	12,269	2,057	12,269	2,057	462 84
	Total.....	13,226	2,311	12,269	2,057	462 84

SESSIONAL PAPER No. 11
OF IMPORTS—Continued.

FOR HOME CONSUMPTION.

Preferential Tariff.			Treaty Rates.			Total.		
Quantity.	Value.	Duty.	Quantity.	Value.	Duty.	Quantity.	Value.	Duty Collected.
No.	\$	\$ cts.	No.	\$	\$ cts.	No.	\$	\$ cts.
72	115	14 37	72	115	14 37
.....	6,822	67,088	13,417 60
72	115	14 37	6,894	67,203	13,431 97
2	233	29 13	2	233	29 13
.....	7,040	349,266	69,853 20
2	233	29 13	7,042	349,499	69,882 33
117	21,593	3,238 95	117	21,593	3,238 95
.....	95	34,781	8,695 25
117	21,593	3,238 95	212	56,374	11,934 20
987	493	73 95	1,035	498	75 08
.....	58	44	9 90
.....	9,669	5,260	1,183 70
987	493	73 95	10,762	5,802	1,268 68
4	39	4 88	4	39	4 88
.....	11,759	143,507	28,701 40
4	39	4 88	11,763	143,546	28,706 28
.....	2,531	264,890	46,355 95
.....	796	39,643	9,910 75
.....	104	4,360	1,090 00
908	238	35 70	908	238	35 70
.....	588	165	37 13
.....	72	24	5 40
.....	6,913	1,905	428 70
908	238	35 70	8,481	2,332	506 93
.....	999	30,448	6,089 60
957	254	38 10	957	254	38 10
.....	12,269	2,057	462 84
957	254	38 10	13,226	2,311	500 94

3 GEORGE V., A. 1913
No. 1.—GENERAL STATEMENT

ARTICLES IMPORTED.	COUNTRIES.	TOTAL IMPORTS.		ENTERED		
		Quantity.	Value.	General Tariff.		
				Quantity.	Value.	Duty.
DUTIABLE GOODS— <i>Con.</i>		No.	\$	No.	\$	\$ cts.
Iron and steel— <i>Con.</i>						
Agricultural implements—						
Knives, edging.....	United States...	24	93	24	93	20 93
Lawn mowers.....	United Kingdom	73	1,006	1	25	8 13
	United States...	12,770	48,837	12,770	48,837	15,872 53
	Total.....	12,843	49,843	12,771	48,862	15,880 66
Manure spreaders.	United States...	349	27,594	349	27,594	5,518 80
Mowing machines... ..	United States...	2,116	79,539	2,116	79,539	13,919 52
Ploughs	United Kingdom	13	433			
	Germany..	1	23	1	23	4 60
	United States...	42,324	1,351,758	42,356	1,351,867	270,373 40
	Total.....	42,338	1,352,214	42,357	1,351,890	270,378 00
Post hole diggers.....	United States...	3,929	4,378	3,929	4,378	1,094 50
Potato diggers... ..	United Kingdom	25	329			
	United States...	841	16,754	841	16,754	4,188 50
	Total.....	866	17,083	841	16,754	4,188 50
Rakes, N.O.P.....	United Kingdom	444	79	444	79	17 75
	Germany... ..	26	5	26	5	1 13
	Holland.....	11	2	11	2	45
	Japan	420	82	420	82	18 45
	United States...	14,524	3,593	14,524	3,593	808 60
	Total.....	15,425	3,761	15,425	3,761	846 38
Reapers	United States...	1,380	75,455	1,380	75,455	13,204 65
Scythes.....		Doz.		Doz.		
	United Kingdom	599	2,341	3	19	4 28
	Aust. Hungary..	476	1,470	476	1,470	330 75
	Germany.	81	256	81	256	57 60
	Sweden.....	25	77	25	77	17 35
	United States...	1,796	8,164	1,796	8,164	1,836 95
	Total... ..	2,977	12,308	2,381	9,986	2,246 93
Sickles or reaping hooks ..	United Kingdom	291	815	32	90	20 25
	United States...	6	28	6	28	6 32
	Total... ..	297	843	38	118	26 57

SESSIONAL PAPER No. 11

OF IMPORTS—Continued.

FOR HOME CONSUMPTION.

Preferential Tariff.			Treaty Rates.			Total.		
Quantity.	Value.	Duty.	Quantity.	Value.	Duty.	Quantity.	Value.	Duty Collected.
No.	\$	\$ cts.	No.	\$	\$ cts.	No.	\$	\$ cts.
.....	24	93	20 93
72	981	196 20	73	1,006	204 33
.....	12,776	48,837	15,872 53
72	981	196 20	12,843	49,843	16,076 86
.....	349	27,594	5,518 80
.....	2,116	79,539	13,919 52
13	433	54 13	13	433	54 13
.....	1	23	4 60
.....	43,356	1,351,867	270,373 40
13	433	54 13	42,370	1,352,323	270,432 13
.....	3,929	4,378	1,094 50
25	329	49 35	25	329	49 35
.....	841	16,754	4,188 50
25	329	49 35	866	17,083	4,237 85
.....	444	79	17 75
.....	26	5	1 13
.....	11	2	45
.....	420	82	18 45
.....	14,524	3,593	808 60
.....	15,425	3,761	846 38
.....	1,380	75,455	13,204 65
Doz.	Doz.	Doz.
596	2,322	348 30	599	2,341	352 58
.....	476	1,470	330 75
.....	81	256	57 60
.....	25	77	17 35
.....	1,796	8,164	1,836 95
596	2,322	348 30	2,977	12,308	2,595 23
259	725	108 75	291	815	129 00
.....	6	28	6 32
259	725	108 75	297	843	135 32

3 GEORGE V., A. 1913
No. 1.—GENERAL STATEMENT

ARTICLES IMPORTED.	COUNTRIES.	TOTAL IMPORTS.		ENTERED		
		Quantity.	Value.	General Tariff.		
				Quantity.	Value.	Duty.
		Doz.	\$	Doz.	\$	\$ cts.
DUTIABLE GOODS— <i>Con.</i>						
Iron and steel— <i>Con.</i>						
Agricultural implements— Snaths.....	United States...	19	81	19	81	20 25
Spades and shovels of iron or steel, N.O.P.....	United Kingdom	6,193	12,992	21	81	26 33
	Germany.....	255	560	255	560	182 00
	United States...	3,621	18,063	3,688	18,503	6,013 72
	Total... ..	10,069	31,615	3,964	19,144	6,222 05
Spade and shovel blanks, and iron or steel cut to shape for the same.....	United Kingdom	3,368	5,732			
	United States...	14	42	14	42	13 65
	Total... ..	3,382	5,774	14	42	13 65
Parts of agricultural imple- ments paying 12½ p.c., 17½ p.c. and 17½ p.c.....	United Kingdom		642			
	Germany.....		12		12	2 10
	United States...		424,486		407,930	71,388 16
	Total... ..		425,140		407,942	71,390 26
Parts of agricultural imple- ments paying 12½ p.c., 17½ p.c. and 20 p.c.....	United Kingdom		96		46	9 20
	Germany.....		53		53	10 60
	United States...		1,057,531		1,057,631	211,526 20
	Total... ..		1,057,680		1,057,730	211,546 00
All other agricultural imple- ments, N.O.P.....	United Kingdom		10,763		168	42 00
	France.....		22		22	5 50
	Germany.....		718		718	179 50
	Holland.....		8		8	2 00
	Switzerland.....		194		194	48 50
	United States...		95,795		95,795	23,948 75
	Total... ..		107,500		96,905	24,226 25
Anvils and vises... ..	United Kingdom		41,834			
	Belgium.....		71		71	21 30
	Germany.....		190		190	57 00
	Holland.....		42		42	12 60
	Sweden.....		234		184	55 20
	United States...		35,833		35,833	10,749 90
	Total... ..		78,204		36,320	10,896 00
Cart or wagon skeins or boxes.....		Lbs.		Lbs.		
	United Kingdom	700	28			
	United States...	529,656	20,959	529,656	20,959	5,239 75
	Total... ..	530,356	20,987	529,656	20,959	5,239 75

SESSIONAL PAPER No. 11
OF IMPORTS—Continued.

FOR HOME CONSUMPTION.

Preferential Tariff.			Treaty Rates			Total.		
Quantity.	Value.	Duty.	Quantity.	Value.	Duty.	Quantity.	Value.	Duty Collected.
Doz.	\$	\$ cts.	Doz.	\$	\$ cts.	Doz.	\$	\$ cts.
.....	19	81	20 25
6,162	12,861	2,572 20	6,183	12,942	2,598 53
.....	255	560	182 00
.....	3,688	18,503	6,013 72
6,162	12,861	2,572 20	10,126	32,005	8,794 25
3,368	5,732	1,146 40	3,368	5,732	1,146 40
.....	14	42	13 65
3,368	5 732	1,146 40	3,382	5,774	1,160 05
.....	642	80 25	642	80 25
.....	12	2 10
.....	407,930	71,388 16
.....	642	80 25	408,584	71,470 51
.....	50	6 25	96	15 45
.....	53	10 60
.....	1,057,631	211,526 20
.....	50	6 25	1,057,780	211,552 25
.....	10,595	1,589 25	10,763	1,631 25
.....	22	5 50
.....	718	179 50
.....	8	2 00
.....	194	48 50
.....	95,795	23,948 75
.....	10,595	1,589 25	107,500	25,815 50
.....	41,834	8,366 80	41,834	8,366 80
.....	71	21 30
.....	190	57 00
.....	42	12 60
.....	50	13 75	234	68 95
.....	35,833	10,749 90
.....	41,834	8,366 80	50	13 75	78,204	19,276 55
Lbs.			Lbs.			Lbs.		
700	28	5 60	700	28	5 60
.....	529,656	20,959	5,239 75
700	28	5 60	550,356	20,987	5,245 35

3 GEORGE V., A. 1913
No. 1.—GENERAL STATEMENT

ARTICLES IMPORTED.	COUNTRIES.	TOTAL IMPORTS.		ENTERED		
		Quantity.	Value.	General Tariff.		
				Quantity.	Value.	Duty.
		Cwt.	\$	Cwt.	\$	\$ cts.
Iron and steel— <i>Con.</i> Springs, N.O.P., and parts thereof, of iron or steel, for railway, tramway or other vehicles.....	United Kingdom	144	533			
	France.....	1	4	1	4	1 40
	Holland.....	2	11	2	11	3 85
	United States...	12,554	62,494	12,383	62,299	21,804 65
	Total.....	12,701	63,042	12,386	62,314	21,809 90
Axles and axle parts, N.O.P., and axle blanks and parts thereof of iron or steel, for railway, tramway or other vehicles.	United Kingdom	9,763	31,580			
	Newfoundland & Labrador.....	12	72	12	72	25 20
	Germany.	10,498	25,670	10,498	25,670	8,984 50
	United States...	52,047	232,478	51,503	225,763	79,017 05
	Total.....	72,320	289,800	62,013	251,505	88,026 75
Bar iron or steel, rolled, whether in coils, bundles, rods or bars, comprising rounds, ovals, squares and flats, N.O.P.....	United Kingdom	320,614	533,534	13,839	23,464	4,843 65
	Belgium.....	58,176	67,276	58,176	67,276	20,361 60
	Germany.	9,280	9,041	9,280	9,041	3,248 00
	Holland.....	325	404	325	404	113 75
	Sweden.....	1,412	3,045	1,412	3,045	494 20
	Switzerland.....	572	978	572	978	200 20
	United States...	1,714,126	2,334,208	1,713,886	2,333,362	599,860 10
	Total... ..	2,104,505	2,948,486	1,797,490	2,437,570	629,121 50
Butts and hinges, N.O.P....	United Kingdom		1,439			
	Germany... ..		403		403	120 90
	United States...		107,480		106,697	32,009 10
Canada plates, Russia iron, terne plate, and rolled sheets of iron or steel coated with zinc, spelter or other metal, of all widths or thicknesses, N.O.P.....	Total.....		109,322		107,100	32,130 00
	United States...	90,195	213,229	90,195	213,229	10,661 45
Castings, iron or steel, N.O.P.....	United Kingdom		90,358		4,638	1,275 45
	Newfoundland & Labrador.....		956		852	234 30
	France.....		10		10	2 75
	Germany.....		659		659	181 22
	United States...		1,010,113		1,009,389	277,584 57
	Total.....		1,102,096		1,015,548	279,278 29
Cast iron pipe of every description.	United Kingdom	354,942	396,800	3,409	4,762	1,363 60
	United States...	61,507	94,144	61,507	94,144	24,602 80
	Total.....	416,449	490,944	64,916	98,906	25,966 40

SESSIONAL PAPER No. 11

OF IMPORTS—Continued.

FOR HOME CONSUMPTION.

Preferential Tariff.			Treaty Tariff.			Total.		
Quantity.	Value.	Duty.	Quantity.	Value.	Duty.	Quantity.	Value.	Duty Collected.
Cwt.	\$	\$ cts.	Cwt.	\$	\$ cts.	Cwt.	\$	\$ cts.
144	533	119 93	144	533	119 93
.....	1	4	1 40
.....	2	11	3 85
.....	12,383	62,299	21,804 65
144	533	119 93	12,530	62,847	21,929 83
9,763	31,580	7,105 54	9,763	31,580	7,105 54
.....	12	72	25 20
.....	10,498	25,670	8,984 50
.....	51,503	225,763	79,017 05
9,763	31,580	7,105 54	71,776	283,085	95,132 29
306,776	510,070	65,191 28	320,615	533,534	70,034 93
.....	58,176	67,276	20,361 60
.....	9,280	9,041	3,248 00
.....	325	404	113 75
.....	1,412	3,045	494 20
.....	372	978	200 20
.....	1,713,886	2,333,362	599,860 10
306,776	510,070	65,191 28	2,104,266	2,947,640	694,312 78
.....	1,439	287 80	1,439	287 80
.....	403	120 90
.....	106,697	32,009 10
.....	1,439	287 80	108,539	32,417 80
.....
.....	90,195	213,229	10,661 45
.....	73,949	11,092 35	78,587	12,367 80
.....	852	234 30
.....	10	2 75
.....	659	181 22
.....	1,009,389	277,584 57
.....	73,949	11,092 35	1,089,497	290,370 64
351,533	392,038	105,459 90	354,942	396,800	106,823 50
.....	61,507	94,144	24,602 80
351,533	392,038	105,459 90	416,449	490,944	131,426 30

3 GEORGE V., A. 1913

No. 1.—GENERAL STATEMENT

ARTICLES IMPORTED.	COUNTRIES.	TOTAL IMPORTS.		ENTERED		
		Quantity.	Value.	General Tariff.		
				Quantity.	Value.	Duty.
DUTIABLE GOODS.— <i>Con.</i>		Tons.	\$	Tons.	\$	\$ cts.
Iron and steel— <i>Con.</i> Cast scrap iron.....	United Kingdom	10,082	119,090	11	48	27 50
	B. W. Indies...	207	1,304			
	Newfoundland & Labrador.....	8	87	8	87	20 00
	Cuba	104	1,000	104	1,000	260 00
	Mexico	501	7,507	501	7,507	1,252 50
	Miquelon and St. Pierre.....	26	295	26	295	65 00
	United States...	24,790	293,642	24,790	293,642	61,975 00
	Total.....	35,718	422,925	25,440	302,579	63,600 00
Chains, coil chain, chain links and chain shackles, of iron or steel 5-16 of an inch in diameter and over....		Cwt.		Cwt.		
	United Kingdom	26,791	69,539	30	114	11 40
	Germany	1	2	1	2	0 20
	Holland	4	36	4	36	3 60
	United States...	38,838	89,711	31,172	88,043	8,804 30
	Total.....	65,634	159,288	31,207	88,195	8,819 50
Chains, N.O.P.....	United Kingdom		32,571		88	26 40
	Aust. Hungary..		80		80	24 00
	Belgium.....		211		211	63 30
	France.....		112		30	9 00
	Germany.....		2,078		2,078	623 40
	Holland.....		169		169	50 70
	United States...		78,204		77,627	23,288 10
	Total.....		113,425		80,283	24,084 90
Tacks, shoe.....		Lbs.		Lbs.		
	United Kingdom	845	65			
	Germany.....	650	281	650	281	98 35
	United States...	31,113	2,640	31,093	2,637	922 95
	Total.....	32,608	2,986	31,743	2,918	1,021 30
Nails, brads, spikes and tacks of all kinds, N.O.P..	United Kingdom	23,009	1,711	60	11	3 85
	Belgium.....	165	18	165	18	6 30
	France.....	1,600	156	1,600	156	54 60
	Germany.....	31,040	3,254	31,040	3,254	1,138 90
	Holland.....	225	22	225	22	7 70
	United States...	1,349,016	42,116	1,347,736	42,053	14,718 55
	Total.....	1,405,055	47,277	1,380,826	45,514	15,929 90
Engines, &c.— Locomotives for railways.		No.		No.		
	United Kingdom	3	7,866	3	7,866	2,753 10
	United States...	149	487,329	141	407,329	142,565 15
	Total... ..	152	495,195	144	415,195	145,318 25
Locomotive parts	United States...		69,276		69,276	24,246 60

3 GEORGE V., A. 1913

No. 1.—GENERAL STATEMENT

ARTICLES IMPORTED.	COUNTRIES.	TOTAL IMPORTS.		ENTERED		
		Quantity.	Value.	General Tariff.		
				Quantity.	Value.	Duty.
		No.	\$	No.	\$	\$ cts.
DUTIABLE GOODS— <i>Con.</i>						
Iron and steel— <i>Con.</i>						
Engines— <i>Con.</i>						
Motor cars for railways and trainways.....	United Kingdom	4	11,178
	United States..	45	90,004	45	90,004	31,501 40
	Total	49	101,182	45	90,004	31,501 40
Engines, fire.....	United States...	22	21,139	22	21,139	7,398 65
Engines, gasoline	United Kingdom	258	127,985	6	327	89 92
	France.....	1	579	1	579	159 22
	Sweden	5	1,193	5	1,193	328 07
	Switzerland.....	101	8,084	181	13,069	3,595 00
	United States...	15,074	2,069,655	14,008	1,935,152	532,167 32
	Total..	15,439	2,207,496	14,201	1,950,320	536,339 53
Engines, steam.....	United Kingdom	18	46,754
	United States ..	304	229,402	307	230,126	63,284 76
	Total	322	276,156	307	230,126	63,284 76
Boilers, steam	United Kingdom	142	74,158	1	3,212	883 30
	United States...	489	162,150	489	162,150	44,591 41
	Total.....	631	236,308	490	165,362	45,474 71
Boilers, N.O.P	United Kingdom	575	78,801
	Newfoundland and Labrador.	1	200	1	200	55 00
	United States...	2,641	168,644	2,641	168,644	46,377 34
	Total.....	3,217	247,645	2,642	168,844	46,432 34
Fire extinguishing machines, including sprinklers for fire protection.....	United Kingdom		7,817	39	13 65
	Denmark.....		49	49	17 15
	United States...		89,556	89,556	31,344 60
	Total.....		97,422	89,644	31,375 40
Fittings, iron or steel, for iron or steel pipe of every description		Lbs.		Lbs.		
	United Kingdom	312,922	19,423	7,210	142	42 60
	Belgium.....	290,000	2,606	290,000	2,606	781 80
	Germany	532,558	16,932	532,558	16,932	5,079 60
	United States...	10,474,147	650,244	10,472,895	649,747	194,924 10
	Total.....	11,609,627	689,205	11,302,663	669,427	200,828 10
Flat eye bar blanks, not punched nor drilled, for use exclusively in the manu- facture of bridges, or of steel structural work, or in car construction.....		Tons.		Tons.		
	United States...	15	649	15	649	45 00

SESSIONAL PAPER No. 11

OF IMPORTS—Continued.

FOR HOME CONSUMPTION.

Preferential Tariff.			Treaty Rates.			Total		
Quantity.	Value.	Duty.	Quantity.	Value.	Duty.	Quantity.	Value.	Duty Collected.
No.	\$	\$ cts.	No.	\$	\$ cts.	No.	\$	\$ cts.
4	11,178	2,515 05	4	11,178	2,515 05
..	45	90,004	31,501 40
4	11,178	2,515 05	49	101,182	34,016 45
..	22	21,139	7,398 65
357	189,154	28,373 10	363	189,481	28,463 02
..	1	579	159 22
..	5	1,193	328 07
..	181	13,069	3,595 00
..	14,008	1,935,152	532,167 32
357	189,154	28,373 10	14,558	2,139,474	564,712 63
18	46,754	7,013 10	18	46,754	7,013 10
..	307	230,126	63,284 76
18	46,754	7,013 10	325	276,880	70,297 86
141	70,946	10,641 90	142	74,158	11,525 20
..	489	162,150	44,591 41
141	70,946	10,641 90	631	236,308	56,116 61
575	78,801	11,820 15	575	78,801	11,820 15
..	1	200	55 00
..	2,641	168,644	46,377 34
575	78,801	11,820 15	3,217	247,645	58,252 49
..	7,778	1,750 07	7,817	1,763 72
..	49	17 15
..	89,556	31,344 60
..	7,778	1,750 07	97,422	33,125 47
Lbs.	Lbs.	Lbs.
305,662	19,281	3,856 20	312,872	19,423	3,898 80
..	290,000	2,606	781 80
..	532,558	16,932	5,079 60
..	10,472,895	649,747	194,924 10
305,662	19,281	3,856 20	11,608,325	688,708	204,684 30
Tons.	Tons.	Tons.
..	15	649	45 00

3 GEORGE V., A. 1913

No. 1.—GENERAL STATEMENT

ARTICLES IMPORTED.	COUNTRIES.	TOTAL IMPORTS.		ENTERED		
		Quantity.	Value.	General Tariff.		
				Quantity.	Value.	Duty.
DUTIABLE GOODS— <i>Con.</i>		Tons.	\$	Tons.	\$	\$ cts.
Iron and steel— <i>Con.</i>						
Ferro silicon, spiegeleisen and ferro-manganese	United Kingdom	18,245	422,103	28	864	70 00
	Sweden	24	1,241	24	1,241	60 00
	United States...	322	13,505	322	13,505	805 00
	Total	18,591	436,849	374	15,610	935 00
Forgings of iron or steel, of whatever shape or size, or in whatever stage of manufacture, N.O.P., and steel shafting, turned, compressed or polished, and hammered, drawn or cold rolled iron or steel bars or shapes, N.O.P.	United Kingdom	Lbs. 112,094	5,592	Lbs. 3,500	273	81 90
	Belgium	16,465	804	16,465	804	241 20
	United States...	2,531,216	151,921	2,524,616	149,632	44,889 60
	Total	2,659,775	158,317	2,544,581	150,709	45,212 70
Hardware, viz.: — Builders', cabinetmakers', upholsterers', harnessmakers', saddlers' and carriage hardware, including currycombs, N.O.P.	United Kingdom		78,522		821	246 30
	Newfoundland and Labrador		30			
	Aust.-Hungary		104		104	31 20
	Germany		619		619	185 70
	United States...		640,826		622,586	186,775 80
	Total . . .		720,101		624,130	187,239 00
Horse, mule and ox shoes	United Kingdom		124		1	30
	Germany		1,749		1,749	524 70
	United States...		19,576		19,576	5,872 80
	Total		21,449		21,326	6,347 80
Iron or steel billets, weighing not less than 60 lbs. per lineal yard	United Kingdom	Cwt. 3,003	4,123	Cwt. 1,370	1,270	171 25
	Belgium	168,441	147,470	168,441	147,470	21,055 15
	Germany	44,711	44,364	44,711	44,364	5,588 87
	United States...	1,478,612	1,376,657	1,478,612	1,376,657	184,826 54
	Total	1,694,767	1,572,614	1,693,134	1,569,761	211,641 81
Iron or steel ingots, cogged ingots, blooms, slabs, puddled bars, and loops or other forms, N.O.P., less finished than iron or steel bars, but more advanced than pig iron, except castings	United Kingdom	449	817	449	817	56 13
	Germany	15,932	14,781	15,932	14,781	1,991 50
	Holland	675	565	675	565	84 33
	Sweden	1,147	961	1,147	961	143 33
	United States...	33,960	34,939	33,960	34,939	4,245 02
	Total	52,163	52,063	52,163	52,063	6,520 31
Iron or steel bridges or parts thereof, iron or steel structural work, columns, shapes or sections, drilled, punched or in any further stage of manufacture than as rolled or cast, N.O.P.	United Kingdom	79,337	205,487	12,439	30,537	10,687 95
	United States...	189,059	445,757	189,059	445,757	156,014 95
	Total	268,396	651,244	201,498	476,294	166,702 90

SESSIONAL PAPER No. 11
OF IMPORTS—Continued.

FOR HOME CONSUMPTION.

Preferential Tariff.			Treaty Rates.			Total.		
Quantity.	Value.	Duty.	Quantity.	Value.	Duty.	Quantity.	Value.	Duty Collected.
Tons.	\$	\$ cts.	Tons.	\$	\$ cts.	Tons.	\$	\$ cts.
17,900	428,160	26,850 00	17,928	429,024	26,920 00
.....	24	1,241	60 00
.....	322	13,505	805 00
17,900	428,160	26,850 00	18,274	443,770	27,785 00
Lbs.			Lbs.			Lbs.		
108,594	5,319	1,063 80	112,094	5,592	1,145 70
.....	16,465	804	241 20
.....	2,524,616	149,632	44,889 60
108,594	5,319	1,063 80	2,653,175	156,028	46,276 50
.....	77,387	15,477 40	78,208	15,723 70
.....	104	31 20
.....	619	185 70
.....	622,586	186,775 80
.....	77,387	15,477 40	701,517	202,716 40
.....	123	24 60	124	24 90
.....	1,749	524 70
.....	19,576	5,872 80
.....	123	24 60	21,449	6,422 40
Cwt.			Cwt.			Cwt.		
23,913	23,904	1,793 49	25,283	25,174	1,964 74
.....	168,441	147,470	21,055 15
.....	44,711	44,364	5,588 87
.....	1,478,612	1,376,657	184,826 54
23,913	23,904	1,793 49	1,717,047	1,593,665	213,435 30
.....
.....	449	817	56 13
.....	15,932	14,781	1,991 50
.....	675	565	84 33
.....	1,147	961	143 33
.....	33,960	34,939	4,245 02
.....	52,163	52,063	6,520 31
66,898	174,950	39,363 76	79,337	205,487	50,051 71
.....	189,059	445,757	156,014 95
66,898	174,950	39,363 76	268,396	651,244	206,066 66

3 GEORGE V., A. 1913
No. 1.—GENERAL STATEMENT

ARTICLES IMPORTED.	COUNTRIES.	TOTAL IMPORTS.		ENTERED		
		Quantity.	Value.	General Tariff.		
				Quantity.	Value.	Duty.
		Tons.	\$	Tons.	\$	\$ cts.
DUTIABLE GOODS— <i>Con.</i>						
Iron and steel— <i>Con.</i>						
Iron in pig	United Kingdom	78,498	978,467			
	Norway	2	15	2	15	5 00
	United States...	120,912	1,491,278	122,511	1,516,596	306,277 50
	Total	199,412	2,469,760	122,513	1,516,611	306,282 50
Iron in pig, charcoal...	United States...	905	10,768	54	618	135 00
Locks of all kinds	United Kingdom		23,265		581	174 30
	Hong Kong		3		3	0 90
	Belgium		42		42	12 60
	France		491		83	24 90
	Germany		5,372		5,372	1,611 60
	Holland		130		130	39 00
	Switzerland		104			
	United States...		449,073		450,225	135,067 50
	Total		478,480		456,436	136,930 80
Machines, machinery, &c— Automobiles and motor vehicles of all kinds		No.		No.		
	United Kingdom	354	247,110	35	49,564	17,347 40
	Belgium	3	6,361	1	204	71 40
	France	75	129,377	7	10,615	3,715 25
	Germany			1	219	76 65
	United States...	5,630	6,077,497	5,629	6,045,609	2,115,963 15
	Total	6,062	6,551,345	5,673	6,106,211	2,137,173 85
Automobile and motor vehicle parts	United Kingdom		16,054		1,327	464 45
	Belgium		5,381			
	France		3,972		418	146 30
	Germany		64		64	22 40
	United States...		854,000		850,906	297,817 10
	Total		879,471		852,715	298,450 25
Fanning mills	United States...	No. 3,648	52,230	No. 3,648	52,230	13,057 50
Grain crushers	United States...	78	1,419	78	1,419	354 75
Windmills and complete parts thereof	United States...	1,643	47,436	1,643	47,436	9,487 20
Ore crushers and rock crushers, stamp mills, Cornish and belted rolls, rock drills, air compres- sors, cranes, derricks and percussion coal cutters	United Kingdom		35,664		2,935	807 15
	United States...		220,925		220,925	60,754 41
	Total		256,589		223,860	61,561 56

SESSIONAL PAPER No. 11

OF IMPORTS—*Continued.*

FOR HOME CONSUMPTION.

Preferential Tariff.			Treaty Rates.			Total.		
Quantity.	Value.	Duty.	Quantity.	Value.	Duty.	Quantity.	Value.	Duty. Collected.
Tons.	\$	\$ cts.	Tons.	\$	\$ cts.	Tons.	\$	\$ cts.
78,545	979,248	117,817 50	78,545	979,248	117,817 50
.....	2	15	5 00
.....	122,511	1,516,596	306,277 50
78,545	979,248	117,817 50	201,058	2,495,859	424,100 00
.....	54	616	135 00
.....	22,684	4,536 80	23,265	4,711 10
.....	3	0 90
.....	42	12 60
.....	404	111 12	487	136 02
.....	5,372	1,611 60
.....	130	39 00
.....	104	28 60	104	28 60
.....	450,225	135,067 50
.....	22,684	4,536 80	508	139 72	479,628	141,607 32
No.	No.	No.
286	293,036	65,933 27	321	342,606	83,280 67
.....	2	6,157	1,847 10	3	6,361	1,918 50
.....	61	105,711	31,713 30	68	116,326	35,428 55
.....	1	219	76 65
.....	5,629	6,045,609	2,115,963 15
286	293,036	65,933 27	63	111,868	33,560 40	6,022	6,511,115	2,236,667 52
.....	15,060	3,388 56	16,387	3,853 01
.....	5,381	1,614 30	5,381	1,614 30
.....	3,554	1,066 20	3,972	1,212 50
.....	64	22 40
.....	850,906	297,817 10
.....	15,060	3,388 56	8,935	2,680 50	876,710	304,519 31
No.	No.	No.
.....	3,648	52,230	13,057 50
.....	78	1,419	354 75
.....	1,643	47,436	9,487 20
.....	32,729	4,909 35	35,664	5,716 50
.....	220,925	60,754 41
.....	32,729	4,909 35	256,589	66,470 91

3 GEORGE V., A. 1913

No. 1.—GENERAL STATEMENT

ARTICLES IMPORTED.	COUNTRIES.	TOTAL IMPORTS.		ENTERED		
		Quantity.	Value.	General Tariff.		
				Quantity.	Value.	Duty.
		No.	\$	No.	\$	\$ cts.
DUTIABLE GOODS—Con.						
Iron and steel—Con.						
Portable machines—						
Fodder or feed cutters.....	United States...	453	4,521	453	4,521	1,130 25
Horse powers, for farm purposes.....	United States...	13	2,019	13	2,019	403 80
Portable engines with boilers in combination, and traction engines, for farm purposes.....	United Kingdom	26	42,908			
	United States...	3,805	6,000,815	3,831	6,021,052	1,204,210 40
	Total	3,831	6,043,723	3,831	6,021,052	1,204,210 40
Portable saw-mills and planing mills.....	United States...	3	626	3	626	172 15
Steam shovels.....	United States...	32	183,034	32	183,034	50,334 36
Threshing machine separators.....	United States...	2,857	1,403,713	2,866	1,404,455	280,891 00
Threshing machine separators, parts of, including wind stackers, baggers, weighers, and self-feeders therefor and finished parts thereof for repairs when imported separately	United Kingdom		189			
	Aust.-Hungary ..		18			
	United States...		659,999		660,902	132,180 40
	Total		660,206		660,902	132,180 40
All other portable machines, N.O.P., and parts ..	United Kingdom		107			
	United States...		40,580		40,580	11,159 69
	Total.....		40,687		40,580	11,159 69
Sewing machines.....	United Kingdom	935	17,990	28	510	153 00
	France	7	196	7	196	58 80
	Germany.. ...	131	2,830	131	2,830	849 00
	United States...	14,416	312,395	14,549	313,044	93,913 20
	Total ..	15,489	333,411	14,715	316,580	94,974 00
Sewing machines, parts of.	United Kingdom		11,900		156	46 80
	France.....		32		32	9 60
	Germany... ..		745		745	223 50
	United States...		115,895		115,540	34,662 00
	Total.....		128,572		116,473	34,941 90

SESSIONAL PAPER No. 11

OF IMPORTS—Continued.

FOR HOME CONSUMPTION.

Preferential Tariff.			Treaty Rates.			Total.		
Quantity.	Value.	Duty.	Quantity.	Value.	Duty.	Quantity.	Value.	Duty Collected.
No.	\$	\$ cts.	No.	\$	\$ cts.	No.	\$	\$ cts.
.....	453	4,521	1,130 25
.....	13	2,019	403 80
26	42,908	6,436 20	26	42,908	6,436 20
.....	3,831	6,021,052	1,204,210 40
26	42,908	6,436 20	3,857	6,063,960	1,210,646 60
.....	3	626	172 15
.....	32	183,034	50,334 36
.....	2,866	1,404,455	280,891 00
.....
.....	189	28 35	189	28 35
.....	660,902	132,180 40
.....	189	28 35	661,091	132,208 75
.....
.....	107	16 05	107	16 05
.....	40,580	11,159 69
.....	107	16 05	40,687	11,175 74
.....
907	17,480	3,496 00	935	17,990	3,649 00
.....	7	196	58 80
.....	131	2,830	849 00
.....	14,549	313,044	93,913 20
907	17,480	3,496 00	15,622	334,060	98,470 00
.....
.....	11,744	2,348 80	11,900	2,395 60
.....	32	9 60
.....	745	223 50
.....	115,540	34,662 00
.....	11,744	2,348 80	128,217	37,290 70

3 GEORGE V., A. 1913
No. 1.—GENERAL STATEMENT

ARTICLES IMPORTED.	COUNTRIES.	TOTAL IMPORTS.		ENTERED		
		Quantity.	Value.	General Tariff.		
				Quantity.	Value.	Duty.
		No.	\$	No.	\$	\$ cts.
DUTIABLE GOODS— <i>Con.</i>						
Iron and steel— <i>Con.</i>						
Machines, typewriting.....	United Kingdom	25	1,477	19	1,216	304 00
	Germany.....	4	230	5	330	82 50
	United States...	16,751	973,235	16,643	965,057	241,264 25
	Total.....	16,780	974,942	16,667	966,603	241,650 75
Machines, type-casting and typesetting and parts thereof, adapted for use in printing offices.....	United States...		337,856		309,084	61,816 80
Machines specially designed for ruling, folding, binding, embossing, creasing or cutting paper or cardboard, when for use exclusively by printers, bookbinders and by manufacturers of articles made from paper or cardboard, including parts thereof, composed wholly or in part of iron, steel, brass or wood.....	United Kingdom		12,818		4,537	453 70
	Germany.....		5,574		5,574	557 40
	United States...		291,330		291,330	29,133 00
	Total.....		309,722		301,441	30,144 10
Lithographic presses and type-making accessories therefor.....	United Kingdom		250			
	United States...		105,675		105,675	10,567 50
	Total.....		105,925		105,675	10,567 50
Printing presses.	United Kingdom		26,037		1,271	127 10
	France.....		696		696	69 60
	Germany.....		5,395		5,395	539 50
	United States...		470,202		469,515	46,951 50
	Total.		502,330		476,877	47,687 70
Machinery of a class or kind not made in Canada and parts thereof adapted for carding, spinning, weaving, brading or knitting fibrous material, when imported by manufacturers for such purposes.....	United Kingdom		216,942		216,942	21,694 20
	Aust. Hungary..		41		41	4 10
	Belgium.....		589		589	58 90
	France.....		170		170	17 00
	Germany.		8,592		8,592	859 20
	Switzerland.		4,948		4,948	494 80
	United States...		582,655		580,028	58,002 80
	Total.		813,935		811,310	81,131 00

3 GEORGE V., A. 1913

No. 1.—GENERAL STATEMENT

ARTICLES IMPORTED.	COUNTRIES.	TOTAL IMPORTS.		ENTERED		
		Quantity.	Value.	General Tariff.		
				Quantity.	Value.	Duty.
DUTIABLE GOODS— <i>Con.</i>			\$		\$	\$ cts.
Iron and steel— <i>Con.</i>						
All machinery, composed wholly or in part of iron or steel, N.O.P., and iron or steel castings and iron or steel integral parts of all machinery specified in tariff item 453.....	United Kingdom		1,714,220	126,229	34,713 00
	B. India.....		450	450	123 75
	Aust. Hungary..		2,892	2,892	795 30
	Belgium.....		11,411	11,411	3,138 10
	France.....		6,335	6,490	1,784 75
	Germany.....		202,145	203,028	55,832 70
	Hawaii.....		600		
	Holland.....		3,066	3,066	843 15
	Norway.....		19,159	19,159	5,268 75
	Sweden.....		4,217	4,217	1,159 67
	Switzerland....		68,566	68,566	18,855 70
	United States...		13,356,738	13,331,369	3,666,132 41
	Total.....		15,339,799	13,776,877	3,788,647 28
Machines, washing.....		No.		No.		
	United Kingdom	91	1,391	1	16	4 40
	United States..	7,050	54,645	6,970	53,312	14,661 22
	Total	7,141	56,036	6,971	53,328	14,665 62
Nails and spikes, composition and sheathing nails.....		Lbs.		Lbs.		
	United Kingdom	8,433	1,085
	United States...	256,553	7,896	256,553	7,896	1,184 40
	Total	264,986	8,981	256,553	7,896	1,184 40
Nails and spikes, cut (ordinary builders).....		Cwt.		Cwt.		
	United Kingdom	24	55
	United States...	9,668	16,627	9,668	16,627	4,834 00
	Total	9,692	16,682	9,668	16,627	4,834 00
Railway spikes						
	United Kingdom	521	1,094
	United States...	99,299	159,300	99,299	159,300	49,649 50
	Total	99,820	160,394	99,299	159,300	49,649 50
Nails, wire, of all kinds, N.O.P.....						
	United Kingdom	10	24	8	17	4 80
	Norway.....	1	5	1	5	60
	United States..	17,482	54,887	17,485	54,886	10,491 00
	Total	17,493	54,916	17,494	54,903	10,496 40
Pumps, hand, N.O.P.....		No.		No.		
	United Kingdom	57	366
	France.....	600	2,006	600	2,006	601 80
	Germany.....	2,474	5,864	2,474	5,864	1,759 20
	United States...	24,738	108,226	24,778	108,297	32,489 10
	Total	27,869	116,462	27,852	116,167	34,850 10

SESSIONAL PAPER No. 11

OF IMPORTS—*Continued.*

FOR HOME CONSUMPTION.

Preferential Tariff.			Treaty Rates.			Total.		
Quantity.	Value.	Duty.	Quantity.	Value.	Duty.	Quantity.	Value.	Duty Collected.
	\$	\$ cts.		\$	\$ cts.		\$	\$ cts.
.....	1,586,985	238,047 75	1,713,214	272,760 75
.....			450	123 75
.....			2,892	795 30
.....			11,411	3,138 10
.....			6,490	1,784 75
.....			203,028	55,832 70
.....				
.....			3,066	843 15
.....			19,159	5,268 75
.....			4,217	1,159 67
.....			68,566	18,855 70
.....			13,331,369	3,666,132 41
.....	1,586,985	238,047 75	15,363,862	4,026,695 03
No.						No.		
90	1,375	206 25			91	1,391	210 65
.....					6,970	53,312	14,661 22
90	1,375	206 25			7,061	54,703	14,871 87
Lbs.						Lbs.		
9,253	1,278	127 80			9,253	1,278	127 80
.....					256,553	7,896	1,184 40
9,253	1,278	127 80			265,806	9,174	1,312 20
Cwt.						Cwt.		
24	55	7 20			24	55	7 20
.....					9,668	16,627	4,834 00
24	55	7 20			9,692	16,682	4,841 20
521	1,094	156 30			521	1,094	156 30
.....					99,299	159,300	49,649 50
521	1,094	156 30			99,820	160,394	49,805 80
2	7	80			10	24	5 60
.....					1	5	60
.....					17,485	54,886	10,491 00
2	7	80			17,496	54,915	10,497 20
No.						No.		
57	366	73 20			57	366	73 20
.....					600	2,006	601 80
.....					2,474	5,864	1,759 20
.....					24,778	108,297	32,489 10
57	366	73 20			27,909	116,533	34,923 30

3 GEORGE V., A. 1913

No. 1.—GENERAL STATEMENT

ARTICLES IMPORTED.	COUNTRIES.	TOTAL IMPORTS.		ENTERED.		
		Quantity.	Value.	General Tariff.		
				Quantity.	Value.	Dnty.
DUTIABLE GOODS— <i>Con.</i>		Tons.		Tons.		
Iron and steel— <i>Con.</i>						
Iron and steel railway bars or rails of any form, punched or not, N.C.P., for railways, which term for the purposes of this item shall include all kinds of railway, street railways and tramways, even although they are used for private purposes only, and even although they are not used or intended to be used in connection with the business of common carrying of goods or passengers.....	United Kingdom	1,296	29,217	258	5,990	1,806 00
	Germany.....	3	196	3	196	21 00
	United States...	90,804	2,422,720	89,827	2,399,903	628,789 00
	Total	92,103	2,452,133	90,088	2,406,089	630,616 00
Iron or steel railway bars or rails, which have been in use in the tracks of railways in Canada, and which have been exported from Canada and returned there to after having been re-rolled, and weighing not less than 56 lbs. per lineal yard when re-rolled, and which are to be used by the railway company importing them on their own tracks...	United States...	6	2	6	2	0 50
Railway fish-plates.....	United Kingdom	53	2,270	14	546	112 00
	United States...	3,036	129,360	2,992	128,166	23,936 00
	Total	3,089	131,630	3,006	128,712	24,048 00
Railway tie-plates.....	United States...	441	16,164	441	16,164	3,528 00
Rolled iron or steel angles, tees, beams, channels, girders and other rolled shapes or sections, not punched, drilled or further manufactured than rolled, N.O.P..		Cwt.		Cwt.		
	United Kingdom	173,211	207,242	6,387	7,366	2,235 45
	Belgium.....	5,088	6,280	5,088	6,280	1,780 80
	Germany.....	1,094	1,786	1,094	1,786	382 90
	United States...	1,091,402	1,420,549	1,091,402	1,420,549	381,990 70
	Total	1,270,795	1,635,857	1,103,971	1,435,981	386,389 85
Rolled iron or steel beams, channels, angles, and other rolled shapes of iron or steel, not punched, drilled or further manufactured than rolled, weighing not less than 35 lbs. per lineal yard, not being square, flat, oval or round shapes, and not being railway bars or rails.						
	United Kingdom	353,793	412,218	154,969	177,722	23,245 35
	Belgium.....	91,005	99,149	91,005	99,149	13,650 77
	Germany.....	67,708	77,643	67,708	77,643	10,156 20
	United States...	2,445,044	3,036,097	2,445,044	3,036,097	366,756 56
	Total	2,957,550	3,625,107	2,758,726	3,390,611	413,808 88

SESSIONAL PAPER No. 11

OF IMPORTS—Continued.

FOR HOME CONSUMPTION.

Preferential Tariff.			Treaty Rates.			Total.		
Quantity.	Value.	Duty.	Quantity.	Value.	Duty.	Quantity.	Value.	Duty Collected.
Tons.	\$	\$		\$	\$ cts.	Tons.	\$	\$
1,038	23,227	4,671 00	1,296	29,217	6,477 00
.....	3	196	21 00
.....	89,827	2,399,903	628,789 00
1,038	23,227	4,671 00	91,126	2,429,316	635,287 00
.....
.....	6	2	0 50
39	1,724	195 00	53	2,270	307 00
.....	2,992	128,166	23,936 00
39	1,724	195 00	3,045	130,436	24,243 00
.....	441	16,164	3,528 00
.....
Cwt.						Cwt.		
166,824	199,876	35,450 01	173,211	207,242	37,685 46
.....	5,088	6,280	1,780 80
.....	1,094	1,786	382 90
.....	1,091,402	1,420,549	381,990 70
166,824	199,876	35,450 01	1,270,795	1,635,857	421,839 86
.....
198,815	234,496	19,881 52	353,784	412,218	43,126 87
.....	91,005	99,149	13,650 77
.....	67,708	77,643	10,156 20
.....	2,445,044	3,036,097	366,756 56
198,815	234,496	19,881 52	2,957,541	3,625,107	433,690 40

3 GEORGE V., A. 1913

No. 1.—GENERAL STATEMENT

ARTICLES IMPORTED.	COUNTRIES.	TOTAL IMPORTS.		ENTERED		
		Quantity.	Value.	General Tariff.		
				Quantity.	Value.	Duty.
		Cwt.	\$	Cwt.	\$	\$ cts.
Iron and steel— <i>Con.</i>						
Rolled iron or steel hoop, band, scroll or strip, 12 inches or less in width, No. 13 gauge and thicker, N.O.P..	United Kingdom	17,785	29,691	408	621	142 80
	Belgium	3,142	4,057	3,142	4,057	1,099 70
	United States... .	109,719	163,606	109,719	163,606	33,401 64
	Total	130,646	197,354	113,269	168,284	39,644 14
Rolled iron or steel hoop, band, scroll or strip, No. 14 gauge and thinner, galvanized or coated with other metal or not, N.O.P.....	United Kingdom	33	59	33	59	2 95
	Belgium.....	2,207	3,027	2,207	3,027	151 35
	France.....	51	133	51	133	6 65
	United States... .	278,907	566,813	278,896	566,770	28,338 50
	Total.....	281,198	570,032	281,187	569,989	28,499 45
Rolled iron or steel sheets or plates, sheared or un-sheared, and skelp iron or steel, sheared or rolled in grooves, N.O.P.	United Kingdom	38,166	58,083	2,788	3,623	975 80
	Belgium.....	21,264	25,682	21,264	25,682	7,442 40
	Germany.	3,350	4,257	3,350	4,257	1,172 50
	United States... .	419,019	592,772	419,019	592,772	146,656 65
	Total.....	481,799	680,794	446,421	626,334	156,247 35
Rolled iron or steel plates, not less than 30 inches in width and not less than $\frac{1}{4}$ inch in thickness, N.O.P..	United Kingdom	60,893	83,305	7,652	10,000	1,147 80
	Belgium.....	3,497	4,460	3,497	4,460	524 55
	France.....	6,313	7,388	6,313	7,388	946 95
	Germany.....	97	122	97	122	14 55
	United States... .	680,507	874,606	680,507	874,606	102,076 04
	Total.....	751,307	969,881	698,066	896,576	104,709 89
Rolled iron or steel sheets, polished or not, No. 14 gauge and thinner, N.O.P..	United Kingdom	2,112	6,135	2,062	5,975	298 75
	Belgium.....	25,835	51,099	25,835	51,099	2,554 95
	Germany.	584	1,076	584	1,076	53 80
	United States... .	509,539	1,173,026	509,529	1,172,984	58,649 20
	Total.....	538,070	1,231,336	538,010	1,231,134	61,556 70
Rolls of chilled iron or steel..	United Kingdom	95	217			
	United States... .	1,222	4,177	1,222	4,177	1,253 10
	Total.....	1,317	4,394	1,222	4,177	1,253 10
Sad or smoothing, hatters' and tailors' irons not plated	United Kingdom		398			
	Germany.....		56		56	16 80
	United States... .		10,196		10,190	3,057 00
	Total.....		10,650		10,246	3,073 80

SESSIONAL PAPER No. 11
OF IMPORTS—Continued.

FOR HOME CONSUMPTION.

Preferential Tariff.			Treaty Rates.			Total.		
Quantity.	Value.	Duty.	Quantity.	Value.	Duty.	Quantity.	Value.	Duty Collected.
Cwt.	\$	\$ cts.	Cwt.	\$	\$ cts.	Cwt.	\$	\$ cts.
17,377	29,070	3,692 57	17,785	29,691	3,835 37
.....	3,142	4,057	1,099 70
.....	109,719	163,606	38,401 64
17,377	29,070	3,692 57	130,646	197,354	43,336 71
.....
.....	33	59	2 95
.....	2,207	3,027	151 35
.....	51	133	6 65
.....	278,896	566,770	28,338 50
.....	281,187	569,989	28,499 45
.....
35,378	54,460	7,518 08	38,166	58,083	8,493 88
.....	21,264	25,682	7,442 40
.....	3,350	4,237	1,172 50
.....	419,019	592,772	146,656 65
35,378	54,460	7,518 08	481,799	680,794	163,765 43
.....
53,241	73,305	5,324 20	60,893	83,305	6,472 00
.....	3,497	4,460	524 55
.....	6,313	7,388	946 95
.....	97	122	14 55
.....	680,507	874,606	102,076 04
53,241	73,305	5,324 20	751,307	969,881	110,034 09
.....
.....	2,062	5,975	298 75
.....	25,835	51,099	2,554 95
.....	584	1,076	53 80
.....	509,529	1,172,984	58,649 20
.....	538,010	1,231,134	61,556 70
.....
95	217	43 40	95	217	43 40
.....	1,222	4,177	1,253 10
95	217	43 40	1,317	4,394	1,296 50
.....
.....	398	79 60	398	79 60
.....	56	16 80
.....	10,190	3,057 00
.....	398	79 60	10,644	3,153 40

3 GEORGE V., A. 1913

No. 1.—GENERAL STATEMENT

ARTICLES IMPORTED.	COUNTRIES.	TOTAL IMPORTS.		ENTERED		
		Quantity.	Value.	General Tariff.		
				Quantity.	Value.	Duty.
DUTIABLE GOODS— <i>Con.</i>			\$		\$	\$ cts.
Iron and steel— <i>Con.</i>						
Safes, doors for safes and vaults.....	United Kingdom.....		39			
	United States....		208,432		208,432	62,529 60
	Total.....		208,471		208,432	62,529 60
Screws, iron and steel, commonly called "wood screws," N.O.P., including lag or coach screws, plated or not, and machine or other screws, N.O.P.....		Gross.		Gross.		
	United Kingdom.....	7,026	2,326	27	52	18 20
	Belgium.....	8,849	619	8,849	619	216 65
	Germany.....	490	28	490	28	9 80
	Holland.....	700	768			
	Norway.....	30	61	30	61	21 35
	United States....	363,834	53,477	363,634	53,249	18,637 15
	Total.....	380,929	57,279	373,030	54,009	18,903 15
Scales, balances, weighing beams and strength testing machines of all kinds.....	United Kingdom.....		5,792		389	116 70
	Hong Kong.....		2		2	60
	France.....		235		235	70 50
	Germany.....		1,125		1,125	337 50
	Holland.....		566		566	169 80
	Japan.....		8		8	2 40
	United States....		146,525		146,665	43,999 50
	Total.....		154,253		148,990	44,697 00
Shafting, round, steel, in bars not exceeding 2½ inches in diameter.....		Cwt.		Cwt.		
	United Kingdom.....	3,617	7,061	261	630	157 50
	United States....	50,914	95,643	50,914	95,643	23,910 75
	Total.....	54,531	102,704	51,175	96,273	24,068 25
Sheets or plates of steel, cold rolled, sheared edges, over 14 gauge, not less than 1½ inches wide, for manufacture of mower bars, hinges, typewriters, and sewing machines.....						
	United Kingdom.....	50	116			
	United States....	11,099	23,925	11,099	23,925	2,392 50
	Total.....	11,149	24,041	11,099	23,925	2,392 50
Sheets, flat, of galvanized iron or steel....	United Kingdom.....	80	365	80	365	18 25
	Belgium.....	152	274	152	274	13 70
	United States....	241,459	668,859	241,459	668,857	33,442 85
	Total.....	241,691	669,498	241,691	669,496	33,474 80

SESSIONAL PAPER No. 11

OF IMPORTS—Continued.

FOR HOME CONSUMPTION.

Preferential Tariff.			Treaty Rates.			Total.		
Quantity.	Value.	Duty.	Quantity.	Value.	Duty.	Quantity.	Value.	Duty. Collected.
	\$	\$ cts		\$	\$ cts		\$	\$ cts.
	39	7 80					39	7 80
							208,432	62,529 60
	39	7 80					208,471	62,537 40
Gross. 6,999	2,274	511 73				Gross. 7,026 8,849 490	2,326 619 28	529 93 216 65 9 80
						30	61	21 35
						363,634	53,249	18,637 15
6,999	2,274	511 73				380,029	56,283	19,414 88
	5,403	1,080 60					5,792	1,197 30
							2	60
							235	70 50
							1,125	337 50
							566	169 80
							8	2 40
							146,665	43,999 50
	5,403	1,080 60					154,393	45,777 60
Cwt. 3,356	6,431	1,125 46				Cwt. 3,617 50,914	7,061 95,643	1,282 96 23,910 75
3,356	6,431	1,125 46				54,531	102,704	25,193 71
50	116	5 80				50	116	5 80
						11,099	23,925	2,392 50
50	116	5 80				11,149	24,041	2,398 30
						80	365	18 25
						152	274	13 70
						241,459	668,857	33,442 85
						241,691	669,496	33,474 80

3 GEORGE V., A. 1913

No. 1.—GENERAL STATEMENT

ARTICLES IMPORTED.	COUNTRIES.	TOTAL IMPORTS.		ENTERED		
		Quantity.	Value.	General Tariff.		
				Quantity.	Value.	Duty.
		Cwt.	\$	Cwt.	\$	\$ cts.
DUTIABLE GOODS— <i>Con.</i>						
Iron and steel— <i>Con.</i>						
Sheets, iron or steel cor- rugated, galvanized.....	United Kingdom	130	235
	United States...	3,042	6,448	3,042	6,448	1,934 40
	Total.....	3,172	6,683	3,042	6,448	1,934 40
Sheets, iron or steel, cor- rugated, not galvanized...	United Kingdom	128	274
	United States...	1,652	3,781	1,654	3,781	1,134 30
	Total.....	1,782	4,055	1,654	3,781	1,134 30
Skates, of all kinds, roller or other, and parts thereof...		Pairs.		Pairs.		
	United Kingdom	15,173	6,068	15,170	6,054	2,118 90
	Germany	87,704	46,991	87,704	46,991	16,446 85
	United States...	39,914	19,516	39,914	19,516	6,830 60
	Total.....	142,791	72,575	142,788	72,561	25,396 35
Skelp iron or steel, sheared or rolled in grooves, imported by manufacturers of wrought iron or steel pipe, for use exclusively in the manufacture of wrought iron or steel pipe in their own factories.....		Cwt.		Cwt.		
	United Kingdom	27,902	35,792	27,902	35,792	1,789 60
	United States..	1,720,132	2,021,185	1,720,132	2,021,185	101,059 25
	Total.....	1,748,034	2,056,977	1,748,034	2,056,977	102,848 85
Steel billets, N.O.P.....	United Kingdom	2,729	5,450
	United States...	11,852	11,792	11,852	11,792	4,148 20
	Total.....	14,581	17,242	11,852	11,792	4,148 20
Stoves of all kinds, for coal, wood, oil, spirits or gas....	United Kingdom	8,915	625	156 25
	Aust.-Hungary..	100	100	25 00
	Belgium.....	54	54	13 50
	France.....	234	234	58 50
	Germany.....	5,431	4,655	1,163 75
	United States...	769,069	768,920	192,230 00
	Total.....	783,803	774,588	193,647 00
Stove urns of metal, and dovetails, chaplets and hinge tubes of tin for use in the manufacture of stoves..						
	United Kingdom	46
	United States...	21,913	21,913	2,191 30
	Total.....	21,959	21,913	2,191 30
Switches, frogs, crossings and intersections for railways.	United Kingdom	4,413	32,558
	United States...	44,587	246,348	44,587	246,348	80,063 47
	Total.....	49,000	278,906	44,587	246,348	80,063 47

SESSIONAL PAPER No. 11
OF IMPORTS—Continued.

FOR HOME CONSUMPTION.

Preferential Tariff.			Treaty Rates.			Total.		
Quantity.	Value.	Duty.	Quantity.	Value.	Duty.	Quantity.	Value.	Duty Collected.
Cwt.	\$	\$ cts.	Cwt.	\$	\$ cts.	Cwt.	\$	\$ cts.
130	235	47 00	130	235	47 00
.....	3,042	6,448	1,934 40
130	235	47 00	3,172	6,683	1,991 40
128	274	54 80	128	274	54 80
.....	1,654	3,781	1,134 30
128	274	54 80	1,782	4,055	1,189 10
Pairs.						Pairs.		
3	14	3 15	15,173	6,068	2,122 05
.....	87,704	46,991	16,446 85
.....	39,914	19,516	6,830 60
3	14	3 15	142,791	72,575	25,399 50
Cwt.						Cwt.		
.....	27,902	35,792	1,789 60
.....	1,720,132	2,021,185	101,059 25
.....	1,748,034	2,056,977	102,848 85
2,729	5,450	579 84	2,729	5,450	579 84
.....	11,852	11,792	4,148 20
2,729	5,450	579 84	14,581	17,242	4,728 04
.....	8,290	1,243 50	8,915	1,399 75
.....	100	25 00
.....	54	13 50
.....	234	58 50
.....	4,655	1,163 75
.....	768,920	192,230 00
.....	8,290	1,243 50	782,878	194,890 50
.....	46	2 30	46	2 30
.....	21,913	2,191 30
.....	46	2 30	21,959	2,193 60
4,413	32,558	6,511 60	4,413	32,558	6,511 60
.....	44,587	246,348	80,063 47
4,413	32,558	6,511 60	49,000	278,906	86,575 07

3 GEORGE V., A. 1913

No. 1.—GENERAL STATEMENT

ARTICLES IMPORTED.	COUNTRIES.	TOTAL IMPORTS.		ENTERED		
		Quantity.	Value.	General Tariff.		
				Quantity.	Value.	Duty.
DUTABLE GOODS— <i>Con.</i>			\$		\$	\$ cts.
Iron and steel— <i>Con.</i>						
Tubing—						
Wrought or seamless tubing, iron or steel, plain or galvanized, threaded and coupled or not, over 4 inches in diameter, N.O.P.	United Kingdom		58,648		351	52 65
	Belgium.....		2,040		2,040	306 00
	Germany.....		304		304	45 60
	United States....		386,398		338,480	50,772 00
	Total		447,390		341,175	51,176 25
Wrought or seamless tubing, iron or steel, plain or galvanized, threaded and coupled or not, 4 inches or less in diameter, N.O.P.	United Kingdom		329,693		1,770	619 50
	Belgium.....		115		115	40 25
	Germany.....		42		42	14 70
	United States....		335,007		334,711	117,148 85
	Total.....		664,857		336,638	117,823 30
Seamless steel tubing, valued at not less than 3½ cents per lb	Belgium.....	18	93	18	93	4 65
	United States....	12,500	36,933	12,500	36,933	1,846 65
	Total.....	12,518	37,026	12,518	37,026	1,851 30
Rolled or drawn square tubing of iron or steel, adapted for use in the manufacture of agricultural implements....	United States.		5,682		5,682	284 10
Iron or steel pipe or tubing, plain or galvanized, riveted, corrugated or otherwise specially manufactured, including lock joint pipe, N.O.P.	United Kingdom		223,767		5,568	1,670 40
	Belgium.....		652		652	195 60
	Germany.....		36,428		36,428	10,928 40
	United States....		180,636		180,636	54,190 80
	Total.....		441,483		223,284	66,985 20
Iron or steel pipe, not butt or lap welded, and wire-bound wooden pipe, not less than thirty inches internal diameter when for use exclusively in alluvial gold mining	United States....		310		310	31 00

SESSIONAL PAPER No. 11

OF IMPORTS—Continued.

FOR HOME CONSUMPTION.

Preferential Tariff.			Treaty Rates.			Total.		
Quantity.	Value.	Duty.	Quantity.	Value.	Duty.	Quantity.	Value.	Duty Collected.
	\$	\$ cts.		\$	\$ cts.		\$	\$ cts.
.....	57,869	5,786 90	58,220	5,839 55
.....			2,040	306 00
.....			304	45 60
.....			338,480	50,772 00
.....	57,869	5,786 90	399,044	56,963 15
.....				
.....	323,960	64,792 00	325,730	65,411 50
.....			115	40 25
.....			42	14 70
.....			334,711	117,148 85
.....	323,960	64,792 00	660,598	182,615 30
.....				
.....					Cwt.		
.....					18	93	4 65
.....					12,500	36,933	1,846 65
.....					12,518	37,026	1,851 30
.....				
.....			5,682	284 10
.....				
.....	218,217	43,643 40	223,785	45,313 80
.....			652	195 60
.....			36,428	10,928 40
.....			180,636	54,190 80
.....	218,217	43,643 40	441,501	110,628 60
.....				
.....			310	31 00

3 GEORGE V., A. 1911
No. 1.—GENERAL STATEMENT

ARTICLES IMPORTED.	COUNTRIES.	TOTAL IMPORTS.		ENTERED		
		Quantity.	Value.	General Tariff.		
				Quantity.	Value.	Duty.
DUTIABLE GOODS— <i>Con.</i>			\$		\$	\$ cts.
Iron and steel— <i>Con.</i>						
Ware—Agate, granite or en- amelled iron or steel ware	United Kingdom	35,234	1,459	510	65	
	Hong Kong	7	7	2	45	
	Aust.-Hungary	6,063	6,079	2,127	65	
	Belgium	44	134	46	90	
	France	1,726	1,917	670	95	
	Germany	33,759	33,545	11,740	75	
	Holland	14	14	4	90	
	Japan	7	7	2	45	
	Sweden	3,859	3,859	1,350	65	
	United States	117,995	119,257	41,739	95	
	Total	198,708	166,278	582,197	30	
Ware—Iron or steel hollow- ware, plain black or coated N.O.P., and nickel and al- uminum kitchen or house- hold hollowware, N.O.P.	United Kingdom	9,701	592	177	60	
	Hong Kong	55	55	16	50	
	Aust.-Hungary	144	144	43	20	
	Belgium	439	439	131	70	
	China	28	28	8	40	
	France	529	529	158	70	
	Germany	7,129	7,129	2,138	70	
	Holland	1,381	1,381	414	30	
	Japan	6	6	1	80	
	Roumania	1	1	0	30	
	Switzerland	2,381	2,123	636	90	
	Turkey in Asia	111	111	33	30	
	United States	107,564	107,669	32,300	70	
	Total	129,469	120,207	36,062	10	
Wire bale ties	United States	Bundles of 250. 19,803	10,203	Bundles of 250. 19,803	10,203	3,060 90
Wire bound wooden pipe, N.O.P.	United States	661	661	165	25	
Wire cloth or wove wire and netting of iron or steel	United Kingdom	Lbs. 844,755	55,759	Lbs. 472	108	32 40
	France	416	74	416	74	22 20
	Germany	5,200	599	5,200	599	179 70
	United States	1,642,272	97,541	1,642,272	97,541	29,262 30
	Total	2,492,643	153,973	1,648,360	98,322	29,496 60
Wire, crucible cast steel, valued at not less than 6 cents per lb.	Germany	70,171	10,599	70,171	10,599	529 95
	United States	125,198	17,382	125,198	17,382	869 10
	Total	195,369	27,981	195,369	27,981	1,399 05
Wire screens, doors and win- dows	United Kingdom	13,370				
	France	119				
	Japan	54				
	United States	16,645	16,645	4,993	50	
	Total	30,188	16,645	4,993	50	

SESSIONAL PAPER No. 11
OF IMPORTS—Continued.

FOR HOME CONSUMPTION.

Preferential Tariff.			Treaty Rates.			Total.		
Quantity.	Value.	Duty.	Quantity.	Value.	Duty.	Quantity.	Value.	Duty Collected.
	\$	\$ cts.		\$	\$ cts.		\$	\$ cts.
	33,972	7,643 89					35,431	8,154 54
							7	2 45
							6,079	2,127 65
							134	46 90
							1,917	670 95
							33,545	11,740 75
							14	4 90
							7	2 45
							3,859	1,350 65
							119,257	41,739 95
	33,972	7,643 89					200,250	65,841 19
	9,109	1,821 80					9,701	1,999 40
							55	16 50
							144	43 20
							439	131 70
							28	8 40
							529	158 70
							7,129	2,138 70
							1,381	414 30
							6	1 80
							1	0 30
							2,123	636 90
							111	33 30
							107,669	32,300 70
	9,109	1,821 80					129,316	37,883 90
Bundles of 250.						Bundles of 250.		
						19,803	10,203	3,060 90
							661	165 25
Lbs. 844,283	55,651	11,130 20				Lbs. 844,755	55,759	11,162 60
						416	74	22 20
						5,200	599	179 70
						1,642,272	97,541	29,262 30
844,283	55,651	11,130 20				2,492,643	153,973	40,626 80
							70,171	10,599
							125,198	17,382
							195,369	27,981
								1,399 05
	13,102	2,620 40					13,102	2,620 40
				119	32 73		119	32 73
				54	14 85		54	14 85
							16,645	4,993 50
	13,102	2,620 40		173	47 58		29,920	7,661 48

3 GEORGE V., A. 1913

No. 1.—GENERAL STATEMENT

ARTICLES IMPORTED.	COUNTRIES.	TOTAL IMPORTS.		ENTERED		
		Quantity.	Value.	General Tariff.		
				Quantity.	Value.	Duty.
DUTIABLE GOODS— <i>Con.</i>		Lbs.	\$	Lbs.	\$	\$ cts.
Iron and steel— <i>Con.</i>						
Wire buckthorn strip, fencing, woven wire fencing and wire fencing of iron or steel, N.O.P., not to include woven wire or netting made from wire smaller than No. 14 gauge, not to include fencing of wire larger than No. 9 gauge.....	United Kingdom	13,668	1,228	350	42	6 30
	United States...	2,019,887	71,568	2,019,987	71,583	10,737 45
	Total.....	2,033,555	72,796	2,020,337	71,625	10,743 75
Wire, single or several, covered with cotton, linen, silk, rubber or other material, including cable so covered.	United Kingdom	1,836,258	229,000	79,504	6,597	1,979 10
	Aust.-Hungary..	2,000	76	2,000	76	22 80
	Belgium	125,000	3,358	125,000	3,358	1,007 40
	France.....	27,045	2,326	27,485	2,236	670 80
	Germany.....	23,860	2,205	23,860	2,205	661 50
	United States...	3,970,158	425,966	3,969,858	425,948	127,784 40
	Total	5,984,321	662,931	4,227,707	440,420	132,126 00
Wire of iron and steel, all kinds, N.O.P.....	United Kingdom	462,408	13,324	26,747	975	195 00
	Belgium.....	10,000	235	10,000	235	47 00
	France.....	210,293	7,720	210,293	7,720	1,544 00
	Germany.....	2,326,523	48,874	2,326,523	48,874	9,774 80
	Sweden	600	33	600	33	6 60
	United States...	8,469,931	218,011	8,469,933	218,004	43,600 80
	Total	11,479,805	288,197	11,044,096	275,841	55,168 20
Wire rope, stranded or twisted wire, clothes lines, picture or other twisted wire, and wire cables, N.O.P.....	United Kingdom	6,197,508	410,848	106,682	7,066	1,766 50
	Belgium.....	2,100	311	2,100	311	77 75
	France.....	1,100	97	1,100	97	24 25
	Germany.....	7,644	1,096	7,644	1,096	274 00
	Norway	20	3	20	3	0 75
	United States ..	1,407,955	105,825	1,354,513	95,372	23,843 00
	Total	7,616,327	518,180	1,472,059	103,945	25,986 25
Iron or steel nuts, rivets and bolts, with or without threads; nut bolt and hinge blanks; and T and strap hinges of all kinds, N.O.P.		Cwt.		Cwt.		
	United Kingdom	9,393	22,276	49	219	91 50
	Germany.....	9	69	9	69	24 00
	Norway	2	10	2	10	4 00
	United States...	58,611	224,176	58,587	223,986	99,936 75
	Total	68,015	246,531	58,647	224,284	100,056 25

SESSIONAL PAPER No. 11
OF IMPORTS—Continued.

FOR HOME CONSUMPTION.

Preferential Tariff.			Treaty Rates.			Total.		
Quantity.	Value.	Duty.	Quantity.	Value.	Duty.	Quantity.	Value.	Duty Collected.
Lbs.	\$	\$ cts.	Lbs.	\$	\$ cts.	Lbs.	\$	\$ cts.
13,318	1,186	118 60	13,668	1,228	124 90
.....	2,019,987	71,583	10,737 45
13,318	1,186	118 60	2,033,655	72,811	10,862 35
.....
1,755,508	222,403	44,480 60	1,835,012	229,000	46,459 70
.....	2,000	76	22 80
.....	125,000	3,358	1,007 40
.....	27,485	2,236	670 80
.....	23,860	2,205	661 50
.....	3,969,858	425,948	127,784 40
1,755,508	222,403	44,480 60	5,983,215	662,823	176,606 60
.....
435,661	12,349	1,852 35	462,408	13,324	2,047 35
.....	10,000	235	47 00
.....	210,293	7,720	1,544 00
.....	2,326,523	48,874	9,774 80
.....	600	33	6 60
.....	8,469,933	218,004	43,600 80
435,661	12,349	1,852 35	11,479,757	288,190	57,020 55
.....
6,003,396	401,113	70,194 93	6,110,078	408,179	71,961 43
.....	2,100	311	77 75
.....	1,100	97	24 25
.....	7,644	1,096	274 00
.....	20	3	0 75
.....	1,354,513	95,372	23,843 00
6,003,396	401,113	70,194 93	7,475,455	505,058	96,181 18
.....
Cwt.			Cwt.		
9,344	22,057	9,214 30	9,393	22,276	9,305 80
.....	9	69	24 00
.....	2	10	4 00
.....	58,587	223,986	99,936 75
9,344	22,057	9,214 30	67,991	246,341	109,270 55

3 GEORGE V., A. 1913
No. 1.—GENERAL STATEMENT

ARTICLES IMPORTED.	COUNTRIES.	TOTAL IMPORTS.		ENTERED		
		Quantity.	Value.	General Tariff.		
				Quantity.	Value.	Duty.
DUTIABLE GOODS— <i>Con.</i>		Cwt.	\$	Cwt.	\$	\$ cts.
Iron and steel— <i>Con.</i>						
Iron or steel scrap, wrought, being waste or refuse, including punchings, cuttings and clippings of iron or steel plates or sheets, having been in actual use; crop ends of tin plate bars, blooms and rails, the same not having been in actual use.	United Kingdom	32,680	25,440	820	750	41 00
	B. W. Indies.	1,227	487	507	274	25 35
	B. Guiana.	448	68			
	Newfoundland & Labrador.	17,676	8,036	17,676	8,036	883 80
	Cuba.	7,254	3,500	7,254	3,500	362 70
	Miquelon & St. Pierre.	11,887	5,929	11,887	5,929	594 35
	United States.	799,697	504,482	799,697	504,482	39,984 85
	Total	870,869	547,942	837,841	522,971	41,892 05
Pen-knives, jack-knives and pocket-knives of all kinds.	United Kingdom		56,439		975	292 50
	Aust.-Hungary..		3,599		1,618	494 40
	Belgium.		152		152	45 60
	France.		713		406	121 80
	Germany.		19,499		19,499	5,849 70
	Holland.		31		31	9 30
	Sweden.		25			
	United States.		8,119		8,119	2,435 70
	Total		88,577		30,830	9,249 00
Knives and forks of steel, plated or not, .N.O.P.	United Kingdom		169,429		1,742	522 60
	Aust.-Hungary..		244			
	Belgium.		47		47	14 10
	France.		1,994		78	23 40
	Germany.		14,930		14,930	4,479 06
	United States.		36,107		36,107	10,832 10
	Total		222,751		52,904	15,871 20
All other cutlery, N.O.P.	United Kingdom		334,474		12,117	3,635 10
	Hong Kong.		24		24	7 20
	Newfoundland and Labrador.		40		40	12 00
	Aust.-Hungary..		1,528		1,143	342 90
	Belgium.		8,148		7,814	2,344 20
	France.		7,580		1,673	501 90
	Germany.		233,238		232,595	69,778 50
	Holland		510		510	153 00
	Italy.		725		725	217 50
	Japan		32		4	1 20
	Norway		57		57	17 10
	Sweden.		742		30	9 00
	Switzerland.		114		114	34 20
	United States.		162,539		162,539	48,761 70
	Total		749,751		419,385	125,815 50

SESSIONAL PAPER No. 11

OF IMPORTS—Continued.

FOR HOME CONSUMPTION.

Preferential Tariff.			Treaty Rates.			Total.		
Quantity.	Value.	Duty.	Quantity.	Value.	Duty.	Quantity.	Value.	Duty Collected.
Cwt.	\$	\$ cts.		\$	\$ cts.	Cwt.	\$	\$ cts.
31,860	24,690	796 49	32,680	25,440	837 49
720	213	18 00	1,227	487	43 35
448	68	11 20	448	68	11 20
.....	17,676	8,036	883 80
.....	7,254	3,500	362 70
.....	11,887	5,929	594 35
.....	799,697	504,482	39,984 85
33,028	24,971	825 69	870,869	547,942	42,717 74
.....	55,460	11,092 00	56,435	11,384 50
.....	1,951	536 54	3,599	1,030 94
.....	307	84 42	152	45 60
.....	713	206 22
.....	19,499	5,849 70
.....	31	9 30
.....	25	6 87	25	6 87
.....	8,119	2,435 70
.....	55,460	11,092 00	2,283	627 83	88,573	20,968 83
.....	167,591	33,518 20	5	1 37	169,338	34,042 17
.....	244	67 10	244	67 10
.....	1,916	526 93	47	14 10
.....	1,994	550 33
.....	14,930	4,479 00
.....	36,107	10,832 10
.....	167,591	33,518 20	2,165	595 40	222,660	49,984 80
.....	322,432	64,486 40	310	85 25	334,859	68,206 75
.....	24	7 20
.....	40	12 00
.....	385	105 87	1,528	448 77
.....	334	91 85	8,148	2,436 05
.....	4,847	1,332 98	6,520	1,834 88
.....	232,595	69,778 50
.....	510	153 00
.....	725	217 50
.....	28	7 70	32	8 90
.....	57	17 10
.....	511	140 52	541	149 52
.....	114	34 20
.....	162,539	48,761 70
.....	322,432	64,486 40	6,415	1,764 17	748,232	192,066 07

3 GEORGE V., A. 1913
No. 1.—GENERAL STATEMENT

ARTICLES IMPORTED.	COUNTRIES.	TOTAL IMPORTS.		ENTERED		
		Quantity.	Value.	General Tariff.		
				Quantity.	Value.	Duty.
DUTIABLES GOODS— <i>Con.</i>			\$		\$	\$ cts.
Iron and steel— <i>Con.</i>						
Guns, rifles, including air guns and air rifles, (not being toys), muskets, cannons, pistols, revolvers, or other firearms.....	United Kingdom	238,045	5,561	1,668	30
	Belgium.....	48,235	48,235	14,470	50
	France.....	6,527	6,527	1,958	10
	Germany.....	12,327	12,327	3,698	10
	Spain.....	3,597	3,597	1,079	10
	United States...	467,834	466,991	140,097	30
	Total	776,565	543,238	162,971	40
Bayonets, swords, fencing foils and masks.	United Kingdom	10,727	658	197	40
	China.....	1	1	0	30
	France.....	110	110	33	00
	Germany.....	2,098	2,098	629	40
	Italy.....	20	20	6	00
	Japan.....	13	13	3	90
	United States...	5,942	5,942	1,782	60
	Total	18,911	8,842	2,652	60
Needles, of any material or kind, N.O.P.....	United Kingdom	58,246	580	174	00
	Belgium.....	170	170	51	00
	France.....	100
	Germany.....	3,752	3,752	1,125	60
	United States...	47,827	47,827	14,348	10
	Total	110,095	52,329	15,698	70
Steel, chrome steel.....		Cwt.		Cwt.		
	United States...	5,483	24,291	5,483	24,291	3,643 65
Steel plate, universal mill or rolled edge plates of steel over 12 inches wide, imported by manufacturers of bridges or of structural work or in car construction.....	United Kingdom	31,794	37,125	31,794	37,125	4,769 10
	Belgium.....	2,460	3,056	2,460	3,056	369 00
	United States...	703,469	878,207	703,469	878,207	105,520 35
	Total	737,723	918,388	737,723	918,388	110,658 45
Steel, in bars or sheets, to be used exclusively in the manufacture of shovels, when imported by manufacturers of shovels.....	United Kingdom	373	919
	United States...	30,415	37,373	30,415	37,373	4,562 25
	Total	30,788	38,292	30,415	37,373	4,562 25

3 GEORGE V., A. 1913
No. 1.—GENERAL STATEMENT

ARTICLES IMPORTED.	COUNTRIES.	TOTAL IMPORTS.		ENTERED		
		Quantity.	Value.	General Tariff.		
				Quantity.	Value.	Duty.
DUTIABLE GOODS— <i>Con.</i>		Cwt.	\$	Cwt.	\$	\$ cts.
Iron and steel— <i>Con.</i>						
Rolled iron or steel, and cast steel in bars, bands, hoops, scroll or strip, sheet or plate of any size, thickness or width, galvanized or coated with any material or not, and steel blanks for the manufacture of milling cutters, when of greater value than 3½ cents per lb.	United Kingdom	308	1,495	308	1,495	74 75
	Belgium.....	405	3,978	405	3,978	198 90
	France.....	5	139	5	139	6 95
	Germany.....	729	5,964	729	5,964	298 20
	Holland.....	57	362	57	362	18 10
	Sweden.....	77	241	77	241	12 05
	United States...	95,530	563,207	95,536	563,544	28,177 20
	Total.....	97,111	575,386	97,117	575,723	28,786 15
Steel balls adapted for use on bearings of machinery and vehicles.....	United Kingdom		1,795		1,795	179 50
	Germany.....		3,920		3,920	392 00
	United States...		11,372		11,372	1,137 20
	Total.....		17,087		17,087	1,708 70
Flat steel, cold rolled, not over ½ inch thick, for the manufacture of cups and cones for ball bearings...	United States...	666	1,861	666	1,861	93 05
Steel wool.....	United Kingdom	4	36			
	Germany.....	27	477	27	477	47 70
	United States...	565	3,283	565	3,283	328 30
	Total...	596	3,796	592	3,760	376 00
Tools and Implements— Adzes, cleavers, hatchets, wedges, sledges, hammers, crowbars, cantdogs and track tools; picks, mattocks and eyes or poles for the same....	United Kingdom		7,508		1,026	307 80
	Germany.....		177		177	53 10
	United States...		68,590		68,390	20,517 00
	Total.....		76,275		69,593	20,877 90
Axes.....	United Kingdom	Doz. 97	425	Doz.		
	Norway.....	1	2	1	2	0 45
	United States...	11,099	59,731	11,080	59,636	13,418 86
	Total.....	11,197	60,158	11,081	59,638	13,419 31

SESSIONAL PAPER No. 11
OF IMPORTS—Continued.

FOR HOME CONSUMPTION.

Preferential Tariff.			Treaty Rates.			Total.		
Quantity.	Value.	Duty.	Quantity.	Value.	Duty.	Quantity.	Value.	Duty Collected.
Cwt.	\$	\$ cts.	Cwt.	\$	\$ cts.	Cwt.	\$	\$ cts.
.....	308	1,495	74 75
.....	405	3,978	198 90
.....	5	139	6 95
.....	729	5,964	298 20
.....	57	362	18 10
.....	77	241	12 05
.....	95,536	563,544	28,177 20
.....	97,117	575,723	28,786 15
.....	1,795	179 50
.....	3,920	392 00
.....	11,372	1,137 20
.....	17,087	1,708 70
.....
.....	666	1,861	93 05
.....
4	36	1 80	4	36	1 80
.....	27	477	47 70
.....	565	3,283	328 30
.....
4	36	1 80	596	3,796	377 80
.....
.....	6,482	1,296 40	7,508	1,604 20
.....	177	53 10
.....	68,390	20,517 00
.....	6,482	1,296 40	76,075	22,174 30
.....
Doz.	Doz.
97	425	63 75	97	425	63 75
.....	1	2	0 45
.....	11,080	59,636	13,418 86
.....
97	425	63 75	11,178	60,063	13,483 06

3 GEORGE V., A. 1913

No. 1.—GENERAL STATEMENT

ARTICLES IMPORTED.	COUNTRIES.	TOTAL IMPORTS.		ENTERED		
		Quantity.	Value.	General Tariff.		
				Quantity.	Value.	Duty.
DUTIABLE GOODS— <i>Con.</i>			\$		\$	\$ cts.
Iron and steel— <i>Con.</i>						
Tools and implements—						
Saws.....	United Kingdom	2,776	129	38 70
	France.....	446	5	1 50
	Germany.....	1,616	1,616	484 80
	Holland.....	35	35	10 50
	Norway	5	5	1 50
	United States.....	97,498	97,465	29,239 50
	Total.....	102,376	99,255	29,776 50
Files and rasps, N.O.P....	United Kingdom	24,770	677	203 10
	Belgium.....	380	168	50 40
	France.....	1,267	21	6 30
	Germany.....	757	757	227 10
	Norway	13	13	3 90
	Sweden.....	18	
	Switzerland.....	725	
	United States.....	84,511	84,511	25,353 30
	Total.....	112,441	86,147	25,844 10
Tools, hand, of all kinds, N.O.P.....	United Kingdom	41,641	2,353	705 90
	Aust.-Hungary.. ..	2	2	0 60
	Belgium.....	292	292	87 60
	France.....	1,746	662	198 60
	Germany.....	30,889	30,889	9,266 70
	Holland.....	144	144	43 20
	Japan	52	52	15 60
	Sweden.....	77	72	21 60
	Switzerland.....	355	
	United States.....	693,487	693,163	207,948 90
	Total.....	768,685	727,629	218,288 70
Knife blades, or blanks, and table forks of iron or steel, in the rough, not handled, filed, ground or otherwise manufactured.	United States.....	154	154	15 40
Manufactures, articles or wares of iron or steel, or of which iron or steel, (or either) are the component materials of chief value, N.O.P....	United Kingdom	962,398	25,572	7,671 60
	Hong Kong	160	160	48 00
	Newfoundland.. ..	20	20	6 00
	Aust.-Hungary	4,901	4,314	1,294 20
	Belgium.....	5,095	2,846	853 80
	China.....	7	7	2 10
	France.....	26,149	9,228	2,768 40
	Germany.....	147,266	143,049	42,914 70
	Holland	3,664	3,064	919 20
	Italy	127	127	38 10
	Japan	2,164	1,005	301 50
	Norway	3,047	3,047	914 10
	Sweden.....	1,896	1,895	568 50
	Switzerland.....	6,240	
	United States.....	8,026,991	8,034,784	2,410,435 20
	Total	9,189,525	8,229,118	2,468,735 40

SESSIONAL PAPER No. 11

OF IMPORTS—*Continued.*

FOR HOME CONSUMPTION.

Preferential Tariff.			Treaty Rates.			Total.		
Quantity.	Value.	Duty.	Quantity.	Value.	Duty.	Quantity.	Value.	Duty Collected.
	\$	\$ cts.		\$	\$ cts.		\$	\$ cts.
.....	2,128	425 60	519	142 75	2,776	607 05
.....			441	121 27	446	122 77
.....			1,616	484 80
.....			35	10 50
.....			5	1 50
.....			97,465	29,239 50
.....	2,128	425 60	960	264 02	102,343	30,466 12
.....	23,898	4,779 60	349	95 97	24,924	5,078 67
.....			212	58 30	380	108 70
.....			1,246	342 67	1,267	348 97
.....			757	227 10
.....			13	3 90
.....			18	4 95	18	4 95
.....			725	199 37	725	199 37
.....			84,511	25,353 30
.....	23,898	4,779 60	2,550	701 26	112,595	31,324 96
.....	37,911	7,582 20	1,281	352 32	41,545	8,640 42
.....			2	0 60
.....			292	87 60
.....			1,084	298 10	1,746	496 70
.....			30,889	9,266 70
.....			144	43 20
.....			52	15 60
.....			5	1 37	77	22 97
.....			355	97 62	355	97 62
.....			693,163	207,948 90
.....	37,911	7,582 23	2,725	749 41	768,265	226,620 31
.....			154	15 40
.....				
.....	933,746	186,749 20	3,595	988 62	962,913	195,409 42
.....			160	48 00
.....			20	6 00
.....			587	161 42	4,901	1,455 62
.....			2,241	616 27	5,087	1,470 07
.....			7	2 10
.....			17,271	4,749 72	26,499	7,518 12
.....			143,049	42,914 70
.....			3,064	919 20
.....			127	38 10
.....			1,156	317 90	2,161	619 40
.....			3,047	914 10
.....			1	27	1,896	568 77
.....			6,240	1,716 00	6,240	1,716 00
.....			8,034,784	2,410,435 20
.....	933,746	186,749 20	31,091	8,550 20	9,193,955	2,664,034 80

3 GEORGE V., A. 1913

No. 1.—GENERAL STATEMENT

ARTICLES IMPORTED.	COUNTRIES.	TOTAL IMPORTS.		ENTERED		
		Quantity.	Value.	General Tariff.		
				Quantity.	Value.	Duty.
DUTIABLE GOODS— <i>Con.</i>			\$		\$	\$ cts.
Ivory, manufactures of, N.O.P.	United Kingdom	239				
	Hong Kong.	154			154	26 95
	France.	121			121	21 17
	Germany	45			45	7 87
	Japan.	638			638	111 65
	United States...	1,478			1,478	258 70
	Total		2,675		2,436	426 34
Jellies, jams and preserves, N.O.P., and condensed mince meat.....		Lbs.		Lbs.		
	United Kingdom	5,768,228	485,197	33,908	3,252	1,102 01
	Australia.	17,679	1,601	18,864	1,559	613 08
	B. W. Indies.	857	204	689	195	22 39
	Hong Kong	811	18	811	18	26 36
	New Zealand...	18,601	1,308	5,086	339	165 29
	Belgium.....	6,611	1,156	6,611	1,156	214 86
	China.....	135	5	135	5	4 39
	France.....	48,572	8,120	48,768	8,029	1,584 96
	Germany	284	51	68	7	2 21
	Hawaii.....	678	49	678	49	22 03
	Holland			2,240	363	72 80
	Italy	26,708	3,880	24,208	3,774	786 76
	Japan.....	338	36	173	15	5 62
	Roumania.....	6	1	6	1	0 19
	United States...	184,446	21,801	183,801	21,734	5,973 84
	Total	6,073,954	523,427	326,046	40,496	10,596 79
Jewellery, N.O.P.	United Kingdom		397,983		29,367	10,278 45
	B. India		296		296	103 60
	B. W. Indies		25			
	Hong Kong.....		169		79	27 65
	Aust.-Hungary..		55,098		9,895	3,463 25
	Belgium.....		1,699		966	338 10
	China.....		217		217	75 95
	France.....		59,068		6,567	2,298 45
	Germany.....		171,297		171,272	59,945 20
	Holland		430		92	32 20
	Italy		1,897		1,531	535 85
	Japan.....		2,157		307	107 45
	Spain.....		286			
	Switzerland.....		4,266		1,572	550 20
	Turkey in Asia		93		93	32 55
	Turkey in Europe		144		144	50 40
	United States...		1,015,490		1,015,727	355,504 45
	Total		1,710,615		1,238,125	433,343 75
Knitted goods of every descrip- tion, N.O.P.....	United Kingdom		23,127		2,136	747 60
	Aust.-Hungary		18		18	6 30
	France.....		151		151	52 85
	Germany		1,232		1,232	431 20
	Japan.....		10		10	3 50
	Switzerland.....		3		3	1 05
	United States...		9,908		9,908	3,467 80
	Total		34,449		13,458	4,710 30

SESSIONAL PAPER No. 11
OF IMPORTS—Continued.

FOR HOME CONSUMPTION.

Preferential Tariff.			Treaty Rates.			Total.		
Quantity.	Value.	Duty.	Quantity.	Value.	Duty.	Quantity.	Value.	Duty Collected.
	\$	\$ cts.		\$	\$ cts.		\$	\$ cts.
.....	239	35 85	239	35 85
.....			154	26 95
.....			121	21 17
.....			45	7 87
.....			638	111 65
.....			1,478	258 70
.....	239	35 85	2,675	462 19
Lbs.			Lbs.			Lbs.		
5,680,687	477,320	127,815 57			5,714,595	480,572	128,917 58
.....					18,864	1,559	613 08
168	9	3 78			857	204	26 17
.....					811	18	26 36
14,190	1,011	319 27			19,276	1,350	484 56
.....					6,611	1,156	214 86
.....					135	5	4 39
.....					48,768	3,029	1,584 96
.....					68	7	2 21
.....					678	49	22 03
.....					2,240	363	72 80
.....					24,208	3,774	786 76
.....					173	15	5 62
.....					6	1	19
.....					183,801	21,734	5,973 84
5,695,045	478,340	128,138 62			6,021,091	518,836	138,735 41
.....	326,826	73,537 20	40,942	12,282 60	397,135	96,098 25
.....			296	103 60
.....			90	27 00	169	54 65
.....			46,004	13,801 20	55,899	17,264 45
.....			733	219 90	1,699	558 00
.....			217	75 95
.....			53,139	15,941 70	59,706	18,240 15
.....			171,272	59,945 20
.....			338	101 40	430	133 60
.....			251	75 30	1,782	611 15
.....			1,835	550 50	2,142	657 95
.....			286	85 80	286	85 80
.....			2,694	808 20	4,266	1,358 40
.....			93	32 55
.....			144	50 40
.....			1,015,727	355,504 45
.....	326,826	73,537 20	146,312	43,893 60	1,711,263	550,774 55
.....	20,991	4,723 17	23,127	5,470 77
.....			18	6 30
.....			151	52 85
.....			1,232	431 20
.....			10	3 50
.....			3	1 05
.....			9,908	3,467 80
.....	20,991	4,723 17	34,449	9,433 47

3 GEORGE V., A. 1913

No. 1.—GENERAL STATEMENT

ARTICLES IMPORTED.	COUNTRIES.	TOTAL IMPORTS.		ENTERED		
		Quantity.	Value.	General Tariff.		
				Quantity.	Value.	Duty.
DUTIABLE GOODS— <i>Con.</i>		No.	\$	No.	\$	\$ cts.
Launches, pleasure, steam, gaso- line or other motive power...	United Kingdom	3	8,544	1	949	237 25
	Hong Kong	1	105	1	105	26 25
	United States...	198	91,060	194	83,340	20,835 00
	Total	202	99,709	196	84,394	21,098 50
Lead and manufactures of— Old, scrap, pig and block....		Cwt.		Cwt.		
	United Kingdom	214,435	533,464	17	54	8 10
	B. W. Indies ...	180	363	180	363	54 45
	Germany.	358	1,397	358	1,397	209 55
	Miquelon and St. Pierre.	40	82	40	82	12 30
	Norway	1	6	1	6	0 90
	United States...	26,026	67,724	26,026	67,724	10,158 60
	Total.....	241,040	603,036	26,622	69,626	10,443 90
Bars and in sheets						
	United Kingdom	26,494	38,400	40	187	46 75
	Germany.	11	94	11	94	23 50
	United States...	3,396	14,392	3,396	14,392	3,598 00
	Total	29,901	52,886	3,447	14,673	3,668 25
Pipe.....		Lbs.		Lbs.		
	United Kingdom	460,439	16,825	19,232	605	181 50
	United States...	47,078	3,908	47,078	3,908	1,172 40
	Total.....	507,517	20,733	66,310	4,513	1,353 90
Shot and bullets.....	United Kingdom	13,332	552			
	United States...	2,562	811	2,262	790	237 00
	Total.....	15,894	1,363	2,262	790	237 00
Manufactures of, N.O.P. ...	United Kingdom		26,224		1,574	472 20
	Hong Kong.....		28		28	8 40
	Aust.-Hungary..		2,010		927	278 10
	Belgium		3,990		1,456	436 80
	France.....		41,539		527	158 10
	Germany		2,968		2,968	890 40
	Holland.....		6,486		4,957	1,487 10
	Italy.		57		57	17 10
	Japan.		2,242		695	208 50
	Norway		35		35	10 50
	Portugal.....				2	0 60
	Spain		1,174		14	4 20
	United States...		40,830		40,830	12,249 00
	Total.....		127,583		54,070	16,221 00

SESSIONAL PAPER No. 11

OF IMPORTS—*Continued.*

FOR HOME CONSUMPTION.

Preferential Tariff.			Treaty Rates.			Total.		
Quantity.	Value.	Duty.	Quantity.	Value.	Duty.	Quantity.	Value.	Duty Collected.
No.	\$	\$ cts.	No.	\$	\$ cts.	No.	\$	\$ cts.
2	7,595	1,139 25	3	8,544	1,376 50
.....	1	105	26 25
.....	194	83,340	20,835 00
2	7,595	1,139 25	198	91,989	22,237 75
Cwt.						Cwt.		
214,408	533,364	53,336 40	214,425	533,418	53,344 50
.....	180	363	54 45
.....	358	1,397	209 55
.....	40	82	12 30
.....	1	6	0 90
.....	26,026	67,724	10,158 60
214,408	533,364	53,336 40	241,030	602,990	63,780 30
.....
26,454	38,213	5,731 95	26,494	38,400	5,778 70
.....	11	94	23 50
.....	3,396	14,392	3,598 00
26,454	38,213	5,731 95	29,901	52,886	9,400 20
Lbs.						Lbs.		
437,703	16,285	3,257 00	456,935	16,890	3,438 50
.....	47,078	3,908	1,172 40
437,703	16,285	3,257 00	504,013	20,798	4,610 90
.....
13,332	552	110 40	13,332	552	110 40
.....	2,262	790	237 00
13,332	552	110 40	15,594	1,342	347 40
.....
.....	21,498	4,299 60	374	102 85	23,446	4,874 65
.....	28	8 40
.....	1,083	297 82	2,010	575 92
.....	2,534	696 85	3,990	1,133 65
.....	28,261	7,771 96	23,788	7,930 06
.....	2,968	890 40
.....	1,529	420 47	6,486	1,907 57
.....	57	17 10
.....	1,553	427 07	2,248	635 57
.....	35	10 50
.....	2	0 60
.....	1,158	318 45	1,172	322 65
.....	40,830	12,249 00
.....	21,498	4,299 60	36,492	10,035 47	112,060	30,556 07

3 GEORGE V., A. 1913

No. 1.—GENERAL STATEMENT

ARTICLES IMPORTED.	COUNTRIES.	TOTAL IMPORTS.		ENTERED		
		Quantity.	Value.	General Tariff.		
				Quantity.	Value.	Duty.
		Lbs.	\$	Lbs.	\$	\$ cts.
DUTIABLE GOODS— <i>Con.</i>						
Leather and manufactures of—						
Sole leather.....	United Kingdom	374,526	69,020	8,842	1,622	283 85
	Belgium.....	41,674	8,523	41,674	8,523	1,491 52
	France.....	8,076	1,949	8,076	1,949	341 07
	Germany.....	3,296	684	3,296	684	119 70
	Sweden.....	3,432	640	3,432	640	112 00
	United States...	150,966	30,574	150,966	30,574	5,350 67
	Total.....	581,970	111,390	216,286	43,992	7,698 81
Leather, belting leather of all kinds.....	United Kingdom	398,173	163,687	651	246	36 90
	United States...	21,970	10,096	21,970	10,096	1,514 40
	Total	420,143	173,783	22,621	10,342	1,551 30
Upper leather, not dressed, waxed or glazed.....	United Kingdom	414	57			
	Newfound Land and Labrador.....		54		54	8 10
	United States...	4,073	2,115	4,073	2,115	317 25
	Total.....	4,487	2,226	4,073	2,169	325 35
Calf, kid, or goat, lamb and sheep skins, tanned.....	United Kingdom	191,101	74,513	4,598	2,545	381 75
	France.....	882	139	882	139	20 85
	Germany.....	8,613	921	8,613	921	138 15
	United States...	41,719	27,678	41,719	27,678	4,151 70
	Total.....	242,315	103,251	55,812	31,283	4,692 45
Calf, kid or goat, lamb and sheep skins, dressed waxed or glazed... ..	United Kingdom	405,254	157,372	14,213	6,416	962 40
	France.....	32,941	24,186	32,839	23,900	3,585 00
	Germany.....	9,855	7,439	9,855	7,439	1,115 85
	Japan.....	2,741	1,444	2,741	1,444	216 60
	United States...	624,533	432,841	627,585	434,997	65,249 55
	Total	1,075,324	623,282	687,233	474,196	71,129 40
Glove leathers, tanned or dressed, coloured or uncoloured, imported by glove manufacturers for use exclusively in their own factories in the manufacture of gloves.....	United Kingdom	21,369	19,179	7,409	3,883	388 30
	France.....	1,700	3,178	1,700	3,178	317 80
	Germany.....	10,950	10,474	10,950	10,474	1,047 40
	United States...	1,088,414	577,273	1,088,414	577,273	57,727 30
	Total	1,122,433	610,104	1,108,473	594,808	59,480 80
Harness leather.	United Kingdom	3,588	2,064	120	102	15 30
	United States...	13,358	4,460	13,358	4,460	669 00
	Total.....	16,946	6,524	13,478	4,562	684 30

SESSIONAL PAPER No. 11

OF IMPORTS—Continued.

FOR HOME CONSUMPTION.

Preferential Tariff.			Treaty Rates.			Total.		
Quantity.	Value.	Duty.	Quantity.	Value.	Duty.	Quantity.	Value.	Duty Collected.
Lbs.	\$	\$ cts.	Lbs.	\$	\$ cts.	Lbs.	\$	\$ cts.
363,450	66,523	8,315 54	372,292	68,145	8,599 39
.....	41,674	8,523	1,491 52
.....	8,076	1,949	341 07
.....	3,296	684	119 70
.....	3,432	640	112 00
.....	150,966	30,574	5,350 67
363,450	66,523	8,315 54	579,736	110,515	16,014 35
.....
397,522	163,441	16,344 10	398,173	163,687	16,381 00
.....	21,970	10,096	1,514 40
397,522	163,441	16,344 10	420,143	173,783	17,895 40
.....
414	57	5 70	414	57	5 70
.....	54	8 10
.....	4,073	2,115	317 25
414	57	5 70	4,487	2,226	331 05
.....
186,503	71,968	7,196 80	191,101	74,513	7,578 55
.....	882	139	20 85
.....	8,613	921	138 15
.....	41,719	27,678	4,151 70
186,503	71,968	7,196 80	242,315	103,251	11,889 25
.....
393,617	150,951	18,869 58	407,830	157,367	19,831 98
.....	32,839	23,900	3,585 00
.....	9,855	7,439	1,115 85
.....	2,741	1,444	216 60
.....	627,585	434,997	65,249 55
393,617	150,951	18,869 58	1,080,850	625,147	89,998 98
.....
13,960	15,296	764 80	21,369	19,179	1,153 10
.....	1,700	3,178	317 80
.....	10,950	10,474	1,047 40
.....	1,088,414	577,273	57,727 30
13,960	15,296	764 80	1,122,433	610,104	60,245 60
.....
3,468	1,962	245 25	3,588	2,064	260 55
.....	13,358	4,460	669 00
3,468	1,962	245 25	16,946	6,524	929 55

3 GEORGE V., A. 1913

No. 1.—GENERAL STATEMENT

ARTICLES IMPORTED.	COUNTRIES.	TOTAL IMPORTS.		ENTERED		
		Quantity.	Value.	General Tariff.		
				Quantity.	Value.	Duty.
DUTIABLE GOODS— <i>Con.</i>		Lbs.	\$	Lbs.	\$	\$ cts.
Leather— <i>Con.</i>						
Tanners' scrap leather.....	United Kingdom	2,677	124
	Newfoundland and Labrador.	5,080	25	5,080	25	3 75
	United States...	14,579	3,035	14,579	3,035	455 25
	Total	22,336	3,184	19,659	3,060	459 00
Upper leather, including dog-gola, cordovan, kangaroo, alligator, and all leather, dressed, waxed or glazed, or further finished than tanned, N.O.P. and chamois skins.....	United Kingdom	59,053	61,344	3,803	3,210	481 50
	B. W. Indies....	20	20	20	20	3 00
	France.....	645	388	645	388	58 20
	Germany.....	2,394	1,022	2,394	1,022	153 30
	Holland.....	14	7	14	7	1 05
	Japan.....	120	248	120	248	37 20
	Sweden.....	60	100	60	100	15 00
	United States...	236,582	195,094	236,582	195,094	29,264 10
	Total	298,888	258,223	243,638	200,089	30,013 35
Japanned, patent or enamelled leather, and Morocco leather, and leather in imitation of Morocco leather..	United Kingdom	2,706	2,717	490	575	143 75
	France.....	460	403	460	403	100 75
	Germany.....	465	800	465	800	200 00
	United States...	124,245	106,348	124,245	106,348	26,587 00
	Total ...	127,876	110,268	125,660	108,126	27,031 50
Skins for Morocco leather, tanned, but not further manufactured.....	United Kingdom	7,677	3,105	1,500	410	61 50
	United States...	8,012	3,465	8,012	3,465	519 75
	Total	15,689	6,570	9,512	3,875	581 25
All other leather and skins, N.O.P.....	United Kingdom	10,643	7,394	1,635	1,884	282 60
	Germany . .	600	301	600	301	45 15
	United States...	174,330	85,789	174,430	85,789	12,868 35
	Total ...	185,573	93,484	176,665	87,974	13,196 10
All other leather, dressed, waxed or glazed, &c., N.O.P.....	United Kingdom	134,350	76,698	1,193	1,268	190 20
	France.....	3,759	3,912	3,759	3,912	586 80
	Germany.....	2,746	4,756	2,746	4,756	713 40
	Japan.....	418	178	418	178	26 70
	United States...	572,461	440,093	572,322	439,979	65,996 85
	Total	713,734	525,637	580,438	450,093	67,513 95

SESSIONAL PAPER No. 11

OF IMPORTS—*Continued.*

FOR HOME CONSUMPTION.

Preferential Tariff.			Treaty Rates.			Total.		
Quantity.	Value.	Duty.	Quantity.	Value.	Duty.	Quantity.	Value.	Duty Collected.
Lbs.	\$	\$ cts.	Lbs.	\$	\$ cts.	Lbs.	\$	\$ cts.
2,677	124	12 40	2,677	124	12 40
.....	5,080	25	3 75
.....	14,579	3,035	455 25
2,677	124	12 40	22,336	3,184	471 40
55,305	58,394	7,300 31	59,108	61,604	7,781 81
.....	20	20	3 00
.....	645	388	58 20
.....	2,394	1,022	153 30
.....	14	7	1 05
.....	120	248	37 20
.....	60	100	15 00
.....	236,582	195,094	29,264 10
55,305	58,394	7,300 31	298,943	258,483	37,313 66
2,216	2,142	321 30	2,706	2,717	465 05
.....	460	403	100 75
.....	465	800	200 00
.....	124,245	106,348	26,587 00
2,216	2,142	321 30	127,876	110,268	27,352 80
6,177	2,695	269 50	7,677	3,105	331 00
.....	8,012	3,465	519 75
6,177	2,695	269 50	15,689	6,570	850 75
8,808	5,320	532 00	10,443	7,204	814 60
.....	600	301	45 15
.....	174,430	85,789	12,868 35
8,808	5,320	532 00	185,473	93,294	13,723 10
130,657	74,730	9,341 30	131,850	75,998	9,531 50
.....	3,759	3,912	586 80
.....	2,746	4,756	713 40
.....	418	178	26 70
.....	572,322	439,979	65,996 85
130,657	74,730	9,341 30	711,095	524,823	76,855 25

3 GEORGE V., A. 1913

No. 1.—GENERAL STATEMENT

ARTICLES IMPORTED.	COUNTRIES.	TOTAL IMPORTS.		ENTERED.		
		Quantity.	Value.	General Tariff.		
				Quantity.	Value.	Duty.
			\$		\$	\$ cts.
DUTIABLE GOODS— <i>Con.</i>						
Leather— <i>Con.</i>						
Boots and shoes, slippers and insoles of leather, N.O.P...	United Kingdom	359,617	3,613	1,083	90	
	Hong Kong	967	967	290	10	
	Aust.-Hungary	226	38	11	40	
	China	288	288	86	40	
	France	2,732	107	32	10	
	Germany	2,204	2,204	661	20	
	Holland	4	1	30		
	Italy	305				
	Japan	279	145	43	50	
	Norway	82	82	24	60	
	Roumania	2	2	0	60	
	Spain	87	87	26	10	
	Switzerland	2,732	25	7	50	
	Turkey in Asia	43	43	12	90	
	United States	2,422,264	2,405,669	721,700	70	
	Total	2,791,832	2,413,271	723,981	30	
Boots and shoes, pegged or wire fastened, with unstitched soles, close edged.	United Kingdom	28,103	136	34	00	
	United States	41,465	41,465	10,366	25	
	Total	69,568	41,601	10,400	25	
Harness and saddlery, including horse boots	United Kingdom	53,521	3,077	923	10	
	France	27	27	8	10	
	Germany	137	137	41	10	
	Japan		51	1	50	
	United States	198,297	197,322	59,196	60	
	Total	251,982	200,568	60,170	40	
Leather belting	United Kingdom	21,604	3,017	678	82	
	France	27	27	6	07	
	United States	106,951	106,951	24,064	47	
	Total	128,582	109,995	24,749	36	
All other manufactures of leather and raw hide, N.O.P.	United Kingdom	64,201	2,653	663	25	
	Aust.-Hungary	322	322	80	50	
	Belgium	74	74	18	50	
	China	3	3	0	75	
	France	941	941	235	25	
	Germany	3,342	3,342	835	50	
	Japan	232	232	58	00	
	Norway	90	90	22	50	
	Sweden	42	42	10	50	
	Switzerland	485	485	121	25	
	United States	469,289	468,215	117,053	75	
	Total	539,021	476,399	119,099	75	

SESSIONAL PAPER No. 11
OF IMPORTS—Continued.

FOR HOME CONSUMPTION.

Preferential Tariff.			Treaty Rates.			Total.		
Quantity.	Value.	Duty.	Quantity.	Value.	Duty.	Quantity.	Value.	Duty Collected.
	\$	\$ cts.		\$	\$ cts.		\$	\$ cts.
.....	350,910	70,182 00	1,932	531 30	356,455	71,797 20
.....			967	290 10
.....			188	51 70	226	63 10
.....			288	86 40
.....			2,625	721 87	2,732	753 97
.....			2,204	661 20
.....			3	0 82	4	1 12
.....			305	83 87	305	83 87
.....			134	36 85	279	80 35
.....			82	24 60
.....			2	0 60
.....			87	26 10
.....			2,707	744 50	2,732	752 00
.....			43	12 90
.....			2,405,669	721,700 70
.....	350,910	70,182 00	7,894	2,170 91	2,772,075	796,334 21
.....				
.....	28,194	4,934 04	28,330	4,968 04
.....			41,465	10,366 25
.....	28,194	4,934 04	69,795	15,334 29
.....				
.....	50,444	10,088 80	53,521	11,011 90
.....			27	8 10
.....			137	41 10
.....			5	1 50
.....			197,322	59,196 60
.....	50,444	10,088 80	251,012	70,259 20
.....				
.....	18,178	2,726 70	21,195	3,405 52
.....			27	6 07
.....			106,951	24,064 47
.....	18,178	2,726 70	128,173	27,476 06
.....				
.....	61,308	9,196 20	63,961	9,859 45
.....			322	80 50
.....			74	18 50
.....			3	0 75
.....			941	235 25
.....			3,342	835 50
.....			232	58 00
.....			90	22 50
.....			42	10 50
.....			485	121 25
.....			468,215	117,053 75
.....	61,308	9,196 20	537,707	128,295 95

3 GEORGE V., A. 1913

No. 1.—GENERAL STATEMENT

ARTICLES IMPORTED.	COUNTRIES.	TOTAL IMPORTS.		ENTERED		
		Quantity.	Value.	General Tariff.		
				Quantity.	Value.	Duty.
DUTIABLE GOODS— <i>Con.</i>		Brls.	\$	Brls.	\$	\$ cts.
Lime...	United Kingdom	448	500			
	United States...	229,565	162,093	229,565	162,093	28,366 81
	Total.....	230,013	162,593	229,565	162,093	28,366 81
Lime juice, and fruit juices, fortified with or containing not more than twenty-five per cent of proof spirits.....		Galls.		Galls.		
	United Kingdom	655	1,372	657	1,375	394 20
	France.....			48	35	28 80
	Spain.....	54	98	27	49	16 20
	United States...	830	706	637	581	382 20
	Total.....	1,539	2,176	1,369	2,040	821 40
Lime juice, and fruit juices, containing more than twenty-five per cent of proof spirits..						
	United Kingdom	30	342	30	342	174 60
	United States...	288	2,269	288	2,269	1,371 90
	Total	318	2,611	318	2,611	1,546 50
Lime juice and other fruit syrups and fruit juices, N. O. P.						
	United Kingdom	41,156	39,743	1,941	1,696	339 20
	B. W. Indies...	150	56			
	Belgium.....	33	50	33	50	10 00
	France	3,000	3,013	542	902	180 40
	Germany.....	4	29	4	29	5 80
	Hawaii.	28	51	78	145	29 00
	Holland.....	20	35			
	Italy.....	84	138	48	86	17 20
	Japan.....					
	Miquelon and St. Pierre.....	5	10	5	10	2 00
	Norway.....	35	15	35	15	3 00
	Switzerland....	67	18	8	9	1 80
	United States...	38,905	46,251	42,613	49,391	9,878 20
	Total.....	83,487	89,409	45,307	52,333	10,466 60
Lithographic stones, not engraved.....						
	France		15		15	3 00
	Germany.		2,510		2,510	502 00
	United States...		9,591		9,591	1,918 20
	Total.....		12,116		12,116	2,423 20
Machine card clothing.....						
	United Kingdom		17,640		165	41 25
	Aust.-Hungary..		32		32	8 00
	Belgium.....		225		225	56 25
	Germany.....		2,782		2,782	695 50
	United States...		11,568		11,568	2,892 00
	Total		32,247		14,772	3,693 00

SESSIONAL PAPER No. 11

OF IMPORTS—*Continued.*

FOR HOME CONSUMPTION.

Preferential Tariff.			Treaty Rates.			Total.		
Quantity.	Value.	Duty.	Quantity.	Value.	Duty.	Quantity.	Value.	Duty Collected.
Brls.	\$	\$ cts.	Brls.	\$	\$ cts.	Brls.	\$	\$ cts.
448	500	75 00	448	500	75 00
.....	229,565	162,093	28,366 81
448	500	75 00	230,013	162,593	28,441 81
Galls.			Galls.			Galls.		
.....	657	1,375	394 20
.....	48	35	28 80
.....	27	49	16 20
.....	637	581	382 20
.....	1,369	2,040	821 40
.....
.....	30	342	174 60
.....	288	2,269	1,371 90
.....	318	2,611	1,546 50
.....
41,009	37,517	5,627 55	196	171	29 92	43,146	39,384	5,996 67
150	56	8 40	150	56	8 40
.....	33	50	10 00
.....	3,477	2,384	417 29	4,019	3,286	597 69
.....	4	29	5 80
.....	78	145	29 00
.....	54	92	16 10	54	92	16 10
.....	22	45	7 87	70	131	25 07
.....	5	9	1 57	5	9	1 57
.....	5	10	2 00
.....	35	15	3 00
.....	59	9	1 57	67	18	3 37
.....	42,613	49,391	9,878 20
41,159	37,573	5,635 95	3,813	2,710	474 32	90,279	92,616	16,576 87
.....
.....	15	3 00
.....	2,510	502 00
.....	9,591	1,918 20
.....	12,116	2,423 20
.....
.....	17,475	3,058 18	17,640	3,099 43
.....	32	8 00
.....	225	56 25
.....	2,782	695 50
.....	11,568	2,892 00
.....	32,247	6,751 18
.....	17,475	3,058 18

3 GEORGE V., A. 1913

No. 1.—GENERAL STATEMENT

ARTICLES IMPORTED.	COUNTRIES.	TOTAL IMPORTS.		ENTERED		
		Quantity.	Value.	General Tariff.		
				Quantity.	Value.	Duty.
			\$		\$	\$ cts.
DUTIABLE GOODS— <i>Con.</i> Magic lanterns and slides there- for.....	United Kingdom	64,610	8,618	2,154	50
	Aust.-Hungary..	32	3	0	75
	France.....	22,516	2,648	662	00
	Germany.	4,044	4,039	1,009	75
	Italy.....	3,635	3,635	908	75
	Japan.....	239	195	48	75
	United States... ..	551,208	551,208	137,802	00
	Total.....	646,284	570,346	142,586	50
		Lbs.		Lbs.		
Malt, whole, crushed or ground	United Kingdom	67,090	2,139	25,830	891	116 23
	United States...	548,499	13,410	478,968	12,508	2,155 36
	Total.....	615,589	15,549	504,798	13,399	2,271 59
Malt flour, containing not less than 50 p.c. of malt.....	United Kingdom	36,814	2,019	36,814	2,019	165 67
	United States...	3,800	176	3,800	176	17 10
	Total.....	40,614	2,195	40,614	2,195	182 77
Malt flour, containing less than 50 p.c. in weight of malt.....	United Kingdom	8,210	437	8,210	437	152 95
	Russia, in Europe	100	1	100	1	0 35
	United States...	7,454	419	7,454	419	146 65
	Total	15,764	857	15,764	857	299 95
Malt, extract of, fluid or not, including grain molasses. . . .	United Kingdom	9,146	9,179	3,212	65
	Germany.....	324	324	113	40
	United States... ..	54,127	54,251	18,987	85
	Total.....	63,597	63,754	22,313	90
Marble and manufactures of— Marble, sawn or sand rubbed, not polished.....	United Kingdom	1,577	1,086	217	20
	Belgium.....	3,156	3,156	631	20
	Germany.....	1,397	1,397	279	40
	Italy.....	10,055	10,055	2,011	00
	United States... ..	158,992	158,992	31,798	40
	Total.....	175,177	174,686	34,937	20
Rough, not hammered or chiselled	Italy.....	1,250	1,250	187	50
	United States...	55,086	55,086	8,262	90
	Total.....	56,336	56,336	8,450	40

SESSIONAL PAPER No. 11

OF IMPORTS—Continued.

FOR HOME CONSUMPTION.

Preferential Tariff.			Treaty Rates.			Total.		
Quantity.	Value.	Duty.	Quantity.	Value.	Duty.	Quantity.	Value.	Duty Collected.
	\$	\$ cts.		\$	\$ cts.		\$	\$ cts.
.....	50,414	8,822 73	5,328	1,198 80	64,360	12,176 03
.....			29	6 52	32	7 27
.....			19,868	4,470 39	22,516	5,132 39
.....			4,039	1,009 75
.....			3,635	908 75
.....			44	9 90	239	58 65
.....			551,208	137,802 00
.....	50,414	8,822 73	25,269	5,685 61	646,029	157,094 84
Lbs.			Lbs.			Lbs.		
.....			25,830	891
.....			478,968	12,508
.....			504,798	13,399
.....				
.....			36,814	2,019
.....			3,800	176
.....			40,614	2,195
.....				
.....			8,210	437
.....			100	1
.....			7,454	419
.....			15,764	857
.....				
.....			9,179	3,212 65
.....			324	113 40
.....			54,251	18,987 85
.....			63,754	22,313 90
.....				
.....	491	73 65	1,577	290 85
.....			3,156	631 20
.....			1,397	279 40
.....			10,055	2,011 00
.....			158,992	31,798 40
.....	491	73 65	175,177	35,010 85
.....				
.....			1,250	187 50
.....			55,086	8,262 90
.....			56,336	8,450 40

3 GEORGE V., A. 1913

No. 1.—GENERAL STATEMENT

ARTICLES IMPORTED.	COUNTRIES.	TOTAL IMPORTS.		ENTERED		
		Quantity.	Value.	General Tariff.		
				Quantity.	Value.	Duty.
DUTYABLE GOODS— <i>Con.</i>			\$		\$	\$ cts.
Marble, mfrs. of— <i>Con.</i>						
Manufactures of, N.O.P.....	United Kingdom.....	9,167	1,185	414	75	
	Belgium.....	1,455	1,455	509	25	
	France.....	88	88	30	80	
	Germany.....	119	119	41	65	
	Italy.....	2,864	2,847	996	45	
	Spain.....	6	6	2	10	
	Sweden.....	71	71	24	85	
	United States...	155,469	155,469	54,414	15	
	Total.	169,239	161,240	56,434	00	
Mattresses, hair, spring and other.....	United Kingdom.....	367	6	1	80	
	Hong Kong.....	26	26	7	80	
	United States...	4,976	4,976	1,492	80	
	Total.	5,369	5,008	1,502	40	
Mats, door or carriage, other than metal, N.O.P.....	United Kingdom.....	601	1	35		
	United States...	1,233	1,233	431	55	
	Total.	1,834	1,234	431	90	
Metals, N.O.P., and manufactures of—						
Aluminium, manufactures of, N.O.P.....	United Kingdom.....	7,303	358	89	50	
	Aust.-Hungary.....	392				
	Belgium.....	605	605	151	25	
	France.....	9,736	518	129	50	
	Germany.....	9,143	9,143	2,285	75	
	Holland.....	181				
	Switzerland.....	157	32	8	00	
	United States...	89,025	88,982	22,245	50	
	Total.	116,542	99,638	24,909	50	
Anodes of nickel, zinc, copper, silver or gold.....	United Kingdom.....	9,381				
	United States...	24,740	24,740	2,474	00	
	Total.	34,121	24,740	2,474	00	
Babbit metal in blocks, bars, plates and sheets.....	United Kingdom.....	10,504	284	42	60	
	United States...	33,768	33,768	5,065	20	
	Total.	44,272	34,052	5,107	80	
Britannia metal, manufactures of, not plated.....	United Kingdom.....	6,570	28	8	40	
	Germany.....	117	117	35	10	
	United States...	21,036	21,036	6,310	80	
	Total.	27,723	21,181	6,354	30	

SESSIONAL PAPER No. 11

OF IMPORTS—*Continued.*

FOR HOME CONSUMPTION.

Preferential Tariff.			Treaty Rates.			Total.		
Quantity.	Value.	Duty.	Quantity.	Value.	Duty.	Quantity.	Value.	Duty Collected.
	\$	\$ cts.		\$	\$ cts.		\$	\$ cts.
.....	7,982	2,394 60	9,167	2,809 35
.....			1,455	509 25
.....			88	30 80
.....			119	41 65
.....			2,847	996 45
.....			6	2 10
.....			71	24 85
.....			155,469	54,414 15
.....	7,982	2,394 60	169,222	58,828 60
.....				
.....	361	72 20	367	74 00
.....			26	7 80
.....			4,976	1,492 80
.....	361	72 20	5,369	1,574 60
.....				
.....	587	146 75	13	3 90	601	151 00
.....			1,233	431 55
.....	587	146 75	13	3 90	1,834	582 55
.....				
.....	6,285	942 75	600	135 00	7,243	1,167 25
.....			392	88 20	392	88 20
.....			605	151 25
.....			9,277	2,087 48	9,795	2,216 98
.....			9,143	2,285 75
.....			181	40 72	181	40 72
.....			125	28 12	157	36 12
.....			88,982	22,245 50
.....	6,285	942 75	10,575	2,379 52	116,498	28,231 77
.....				
.....	9,381	469 05	9,381	469 05
.....			24,740	2,474 00
.....	9,381	469 05	34,121	2,943 05
.....				
.....	10,220	1,022 00	10,504	1,064 60
.....			33,768	5,065 20
.....	10,220	1,022 00	44,272	6,129 80
.....				
.....	6,542	1,144 93	6,570	1,153 33
.....			117	35 10
.....			21,036	6,310 80
.....	6,542	1,144 93	27,723	7,499 23

3 GEORGE V., A. 1912

No. 1.—GENERAL STATEMENT

ARTICLES IMPORTED.	COUNTRIES.	TOTAL IMPORTS.		ENTERED		
		Quantity.	Value.	General Tariff.		
				Quantity.	Value.	Duty.
DUTIABLE GOODS— <i>Con.</i>			\$		\$	\$ cts.
Metals—<i>Con.</i>						
Buckles and clasps of iron steel, brass or copper, of all kinds, N.O.P. (not being jewellery).....	United Kingdom.....	13,766	1,091	327	30	
	Aust.-Hungary..	939	348	104	40	
	Belgium.....	637	637	191	10	
	France.....	3,813	2,331	699	30	
	Germany.....	2,277	2,277	683	10	
	Japan.....	9	9	2	70	
	Switzerland.....	258	138	41	40	
	United States...	144,017	144,048	43,214	40	
	Total... ..	165,716	150,879	45,263	70	
Cages,—Bird, parrot, squirrel and rat, of wire, and metal parts thereof.....	United Kingdom.....	1,254				
	Germany.....	18	18	6	30	
	Japan.....	20	20	7	00	
	United States...	5,336	5,336	1,867	60	
	Total... ..	6,628	5,374	1,880	90	
Composition metal and plated metal, in bars, ingots or cores, for the manufacture of watch cases, jewellery, filled gold and silver seamless wire.....	United Kingdom.....	71				
	United States...	3,642	3,642	364	20	
	Total... ..	3,713	3,642	364	20	
Frames not more than 10 inches in width, clasps and fasteners, adapted for use in the manufacture of purses and chatelaine bags or reticules.....	United Kingdom.....	930	930	186	00	
	Germany.....	4,417	4,417	883	40	
	United States...	45,807	45,807	9,161	40	
	Total... ..	51,154	51,154	10,230	80	
Furniture springs.....	United Kingdom.....	343				
	United States..	22,203	22,203	6,660	90	
	Total... ..	22,546	22,203	6,660	90	
Phosphor tin and phosphor bronze, in blocks, bars, plates, sheets and wire. ...	United Kingdom.....	5,750				
	United States..	13,224	13,224	1,322	40	
	Total... ..	18,974	13,224	1,322	40	

SESSIONAL PAPER No. 11
OF IMPORTS—Continued.

FOR HOME CONSUMPTION.

Preferential Tariff.			Treaty Rates.			Total.		
Quantity.	Value.	Duty.	Quantity.	Value.	Duty.	Quantity.	Value.	Duty Collected.
	\$	\$ cts.		\$	\$ cts.		\$	\$ cts.
.....	11,796	2,359 20	879	241 72	13,766	2,928 22
.....			591	162 52	939	266 92
.....			637	191 10
.....			1,482	407 60	3,813	1,106 90
.....			2,277	683 10
.....			9	2 70
.....			120	33 00	258	74 40
.....			144,048	43,214 40
.....	11,796	2,359 20	3,072	844 84	165,747	48,467 74
.....				
.....	1,254	282 17	1,254	282 17
.....			18	6 30
.....			20	7 00
.....			5,336	1,867 60
.....	1,254	282 17	6,628	2,163 07
.....				
.....	71	3 55	71	3 55
.....			3,642	364 20
.....	71	3 55	3,713	367 75
.....				
.....			930	186 00
.....			4,417	883 40
.....			45,807	9,161 40
.....			51,154	10,230 80
.....				
.....	343	68 60	343	68 60
.....			22,203	6,660 90
.....	343	68 60	22,546	6,729 50
.....				
.....	5,750	287 50	5,750	287 50
.....			13,224	1 322 40
.....	5,750	287 50	18,974	1,609 90

3 GEORGE V., A. 1913

No. 1.—GENERAL STATEMENT

ARTICLES IMPORTED.	COUNTRIES.	TOTAL IMPORTS.		ENTERED		
		Quantity.	Value.	General Tariff.		
				Quantity.	Value.	Duty.
			\$		\$	\$ cts.
DUTIABLE GOODS— <i>Con.</i>						
Metals— <i>Con.</i>						
Gas, coal oil or other lighting fixtures, including electric light fixtures or parts thereof of metal; lava or other tips, burners, collars, galleries, shades and shade holders.....	United Kingdom	34,002	1,701	510	30	
	Aust.-Hungary..	3,251	3,401	1,020	30	
	Denmark.	56	56	16	80	
	France.....	3,165	3,371	1,011	30	
	Germany.	5,834	5,506	1,651	80	
	Holland	155	155	46	50	
	Italy.....	83	83	24	90	
	Japan.	597	597	179	10	
	United States...	562,448	561,577	168,473	10	
	Total.	609,591	576,447	172,934	10	
Gas mantles and incandescent gas burners.....	United Kingdom	7,380	370	111	00	
	Aust.-Hungary..	224	224	67	20	
	Belgium.....	864	864	259	20	
	Germany.	2,241	2,240	672	00	
	Holland.....	3,658	3,097	929	10	
	Switzerland....	223	223	66	90	
	United States..	88,787	88,342	26,502	60	
	Total	103,377	95,360	28,608	00	
Gas meters and finished parts thereof.....	United Kingdom	13,253	417	145	95	
	Germany.	294	294	102	90	
	United States...	30,349	30,349	10,622	15	
	Total.	43,896	31,060	10,871	00	
German, Nevada and nickel silver, manufactures of, not plated	United Kingdom	16,962	127	38	10	
	Aust.-Hungary..	321	321	96	30	
	France.....	265	265	79	50	
	Germany.	1,471	1,471	441	30	
	United States...	48,595	48,595	14,578	50	
	Total.	67,614	50,779	15,233	70	
Ingot moulds, glass moulds of metal.....	United Kingdom	177,535				
	United States...	110,977	110,977	11,697	70	
	Total.	288,512	110,977	11,097	70	
Lamp springs and clock springs.....	United States...	1,540	1,540	154	00	

SESSIONAL PAPER No. 11
OF IMPORTS—Continued.

FOR HOME CONSUMPTION.

Preferential Tariff.			Treaty Rates.			Total.		
Quantity.	Value.	Duty.	Quantity.	Value.	Duty.	Quantity.	Value.	Duty Collected.
	\$	\$ cts.		\$	\$ cts.		\$	\$ cts.
.....	32,762	6,552 40	34,463	7,062 70
.....			3,401	1,020 30
.....			56	16 80
.....			3,371	1,011 30
.....			5,506	1,651 80
.....			155	46 50
.....			83	24 90
.....			597	179 10
.....			561,577	168,473 10
.....	32,762	6,552 40	609,209	179,486 50
.....				
.....	6,875	1,375 00	7,245	1,486 00
.....			224	67 20
.....			864	259 20
.....			2,240	672 00
.....			3,097	929 10
.....			223	66 90
.....			88,342	26,502 60
.....	6,875	1,375 00	102,235	29,983 00
.....				
.....	12,836	2,888 12	13,253	3,034 07
.....			294	102 90
.....			30,349	10,622 15
.....	12,836	2,888 12	43,896	13,759 12
.....				
.....	16,835	2,946 19	16,962	2,984 29
.....			321	96 30
.....			265	79 50
.....			1,471	441 30
.....			48,595	14,578 50
.....	16,835	2,946 19	67,614	18,179 89
.....				
.....	177,535	8,876 75	177,535	8,876 75
.....			110,977	11,097 70
.....	177,535	8,876 75	288,512	19,974 45
.....				
.....			1,540	154 00

3 GEORGE V., A. 1913

No. 1.—GENERAL STATEMENT

ARTICLES IMPORTED.	COUNTRIES.	TOTAL IMPORTS.		ENTERED		
		Quantity.	Value.	General Tariff.		
				Quantity.	Value.	Duty.
			\$		\$	\$ cts.
DUTIABLE GOODS— <i>Con.</i>						
Metals— <i>Con.</i>						
Lamps, side lights and head lights, lanterns, chandeliers.....	United Kingdom	171,174	29,076	8,722	80	
	Hong Kong.....	12	12	3	60	
	Aust.-Hungary..	91,651	105,632	31,689	60	
	Belgium.....	4,212	4,212	1,263	60	
	China.....	12	12	3	60	
	France.	12,439	7,579	2,273	70	
	Germany.	123,158	117,731	35,319	30	
	Holland	19,687	20,106	6,031	80	
	Italy	40	40	12	00	
	Japan.....	2,608	2,608	782	40	
	Norway.....	17	17	5	10	
	Sweden.....	68				
	Switzerland.....	3	3		90	
	Turkey in Europe.....	29	29	8	70	
	United States...	963,594	958,097	287,429	10	
	Total.....	1,388,704	1,245,154	373,546	20	
Metal parts adapted for the manufacture of covered buttons.....	United Kingdom	65	18	3	60	
	France.....	22	22	4	40	
	United States...	21,760	21,760	4,352	00	
	Total.....	21,847	21,800	4,360	00	
Nickel plated ware, N.O.P..	United Kingdom	94,034	6,581	2,303	35	
	Australia and Tasmania	7	7	2	45	
	Hong Kong.....	26	26	9	10	
	Aust.-Hungary ..	1,785	135	47	25	
	Belgium.....	183	183	64	05	
	France.....	4,346	698	244	30	
	Germany.....	17,379	17,379	6,082	65	
	Holland.....	1,368	1,276	446	60	
	Italy.....	4				
	Japan.....	178	14	4	90	
	Norway.....	26	26	9	10	
	Switzerland.....	194	107	37	45	
	United States...	939,797	937,565	328,147	75	
	Total.....	1,059,327	963,997	337,398	95	
Patterns of brass, iron, steel or other metal, not being models.....	United Kingdom	228	14,230	4,269	00	
	United States...	14,230	14,230			
	Total.....	14,458	14,230	4,269	00	

SESSIONAL PAPER No. 11
OF IMPORTS—Continued.

FOR HOME CONSUMPTION.

Preferential Tariff.			Treaty Rates.			Total.		
Quantity.	Value.	Duty.	Quantity.	Value.	Duty.	Quantity.	Value.	Duty Collected.
	\$	\$ cts.		\$	\$ cts.		\$	\$ cts.
.....	140,212	28,042 40	169,288	36,765 20
.....			12	3 60
.....			105,632	31,689 60
.....			4,212	1,263 60
.....			12	3 60
.....			7,579	2,273 70
.....			117,731	35,319 30
.....			20,106	6,031 80
.....			40	12 00
.....			2,608	782 40
.....			17	5 10
.....			3	90
.....			29	8 70
.....			958,097	287,429 10
.....	140,212	28,042 40	1,385,366	401,588 60
.....				
.....	47	5 88	65	9 48
.....			22	4 40
.....			21,760	4,352 00
.....	47	5 88	21,847	4,365 88
.....				
.....	84,416	18,994 32	919	275 70	91,916	21,573 37
.....			7	2 45
.....			26	9 10
.....			1,650	495 00	1,785	542 25
.....			183	64 05
.....			2,902	870 60	3,600	1,114 90
.....			17,379	6,082 65
.....			92	27 60	1,368	474 20
.....			4	1 20	4	1 20
.....			164	49 20	178	54 10
.....			26	9 10
.....			87	26 10	194	63 55
.....			937 565	328,147 75
.....	84,416	18,994 32	5,818	1,745 40	1,054,231	358,138 67
.....				
.....	228	45 60	228	45 60
.....			14,230	4,269 00
.....	228	45 60	14,458	4,314 60

3 GEORGE V., A. 1913
No. 1.—GENERAL STATEMENT

ARTICLES IMPORTED.	COUNTRIES.	TOTAL IMPORTS.		ENTERED		
		Quantity.	Value.	General Tariff.		
				Quantity.	Value.	Duty.
DUTIABLE GOODS— <i>Con.</i>			\$		\$	\$ cts
Metals— <i>Con.</i>						
Pins, N.O.P.	United Kingdom		94,247	3,651	1,095 30
	Australia and Tasmania.		4		
	Aust.-Hungary.		431	16	4 80
	Belgium.		369	77	23 10
	China.		1	1	0 30
	France.		984	480	144 00
	Germany.		4,638	4,638	1,391 40
	Japan.		10		
	United States.		16,959	16,959	5,087 70
	Total.		117,643	25,822	7,746 60
Screws, brass or other metal, except iron or steel, N.O.P.	United Kingdom		163	2	0 70
	Germany.		222	222	77 70
	United States.		14,028	14,028	4,909 80
	Total.		14,413	14,252	4,988 20
Stereotypes, electrotypes and celluloids for almanacs, calendars, illustrated pamphlets, newspaper or other advertisements, N.O.P., and matrices or copper shells for such stereotypes, electrotypes and celluloids.		Sq. In.		Sq. In.		
	United Kingdom	21,634	783	3,664	146	54 96
	Belgium.	322	5	322	5	4 83
	France.	2,744	126	2,744	126	41 16
	Germany.	1,050	52	1,050	52	15 75
	United States.	832,994	46,696	833,069	46,696	12,496 27
	Total.	858,744	47,662	840,849	47,025	12,612 97
Stereotypes, electrotypes and celluloids and bases for the same, composed wholly or partly of metal or celluloid, N.O.P., and copper shells for such stereotypes, electrotypes and celluloids.						
	United Kingdom	316	14	316	14	0 40
	United States.	362,807	4,313	362,807	4,313	453 61
	Total.	363,123	4,327	363,123	4,327	454 01
Matrices for stereotypes, electrotypes and celluloids specified in preceding item.						
	United Kingdom	220	10	220	10	1 10
	United States.	225,968	3,732	225,968	3,732	1,129 83
	Total.	226,188	3,742	226,188	3,742	1,130 93
Type for printing, including chases, quoins and slugs of all kinds.						
	United Kingdom		34,462	404	80 80
	Australia and Tasmania.		290	290	58 00
	Germany.		31	31	6 20
	Japan.		135	135	27 00
	United States.		132,909	139,362	27,872 40
	Total.		167,827	140,222	28,044 40
Type metal in blocks, bars, plates and sheets.						
	United States.		868	868	130 20

SESSIONAL PAPER No. 11
OF IMPORTS—Continued.

FOR HOME CONSUMPTION.

Preferential Tariff.			Treaty Rates.			Total.		
Quantity.	Value.	Duty.	Quantity.	Value.	Duty.	Quantity.	Value.	Duty Collected.
	\$	\$ cts		\$	\$ cts.		\$	\$ cts.
.....	90,955	18,191 00	705	193 87	95,311	19,480 17
.....			4	1 10	4	1 10
.....			307	84 42	323	89 22
.....			292	80 30	369	103 40
.....			1	0 30
.....			504	138 63	984	282 63
.....			4,638	1,391 40
.....			10	2 75	10	2 75
.....			16,959	5,087 70
.....	90,955	18,191 00	1,822	501 07	118,599	26,438 67
.....				
.....	161	36 22	163	36 92
.....			222	77 70
.....			14,028	4,909 80
.....				
.....	161	36 22	14,413	5,024 42
.....				
Sq. In.			Sq. In.			Sq. In.		
17,970	637	179 70			21,634	783	234 66
.....					322	5	4 83
.....					2,744	126	41 16
.....					1,050	52	15 75
.....					833,069	46,696	12,496 27
17,970	637	179 70			858,819	47,662	12,792 67
.....				
.....					316	14	0 40
.....					362,807	4,313	453 61
.....				
.....					363,123	4,327	454 01
.....				
.....					220	10	1 10
.....					225,968	3,732	1,129 83
.....				
.....					226,188	3,742	1,130 93
.....				
.....	34,058	4,257 35	34,462	4,338 15
.....			290	58 00
.....			31	6 20
.....			135	27 00
.....			139,362	27,872 40
.....				
.....	34,058	4,257 35	174,280	32,301 75
.....				
.....			868	130 20

3 GEORGE V., A. 1913

No. 1.—GENERAL STATEMENT

ARTICLES IMPORTED	COUNTRIES.	TOTAL IMPORTS.		ENTERED		
		Quantity.	Value.	General Tariff.		
				Quantity.	Value.	Duty.
DUTIABLE GOODS— <i>Con.</i>		Lbs.	\$	Lbs.	\$	\$ cts.
Metals— <i>Con.</i>						
Wire of all kinds, N.O.P....	United Kingdom	944	802
	France.....	35	4	35	4	0 80
	Germany....	2,278	659	2,278	659	131 80
	United States...	49,871	14,660	49,871	14,660	2,932 00
	Total	53,128	16,125	52,184	15,323	3,064 60
Wire, twisted, &c., except iron or steel, N.O.P.....	United Kingdom	632
	United States...	552	552	138 00
	Total.....	1,184	552	138 00
Milk, condensed	United Kingdom	9,330	1,348	7,676	1,141	249 47
	Australia and Tasmania.....	213	17	213	17	6 92
	Germany.....	1,924	239	1,924	239	62 53
	Holland.....	1,556	245	1,556	245	50 57
	Norway.....	1,419	164	1,419	164	46 11
	United States...	123,985	8,427	118,299	7,928	3,844 66
	Total.....	138,427	10,440	131,087	9,734	4,260 26
Mineral substances, not otherwise provided for—						
Asbestos, in any form other than crude, and all manufactures of.....	United Kingdom	42,862	5,966	1,491 50
	Aust.-Hungary..	379	379	94 75
	Belgium.....	2,247	2,247	561 75
	France.....	2,136	2,136	534 00
	Germany.....	4,174	4,065	1,016 25
	Holland.....	250	250	62 50
	United States...	297,607	297,599	74,399 75
	Total	349,655	312,642	78,160 50
Blacklead.....	United Kingdom	7,661
	United States...	4,131	4,254	1,063 50
	Total.	11,792	4,254	1,063 50
Mineral and bituminous substances, N.O.P.....	United Kingdom	12,485	1,086	190 05
	Aust.-Hungary..	46	46	8 05
	Belgium.....	3,092	3,092	541 10
	Germany.....	8,364	8,364	1,463 70
	Holland.....	17	17	2 98
	United States...	156,791	156,256	27,345 37
	Total	180,795	168,861	29,551 25
Plumbago, not ground or otherwise manufactured.	Aust.-Hungary..	920	920	92 00
	Germany.....	337	337	33 70
	United States...	4,906	4,906	490 60
	Total.....	6,163	6,163	616 30

SESSIONAL PAPER No. 11

OF IMPORTS—Continued.

FOR HOME CONSUMPTION.

Preferential Tariff.			Treaty Rates.			Total.		
Quantity.	Value.	Duty.	Quantity.	Value.	Duty.	Quantity.	Value.	Duty Collected.
Lbs.	\$	\$ cts.	Lbs.	\$	\$ cts.	Lbs.	\$	\$ cts.
944	802	120 30	944	802	120 30
.....	35	4	0 80
.....	2,278	659	131 80
.....	49,871	14,660	2,932 00
944	802	120 30	53,128	16,125	3,184 90
.....	632	110 61
.....	632	110 61	552	138 00
.....
.....	632	110 61	1,184	248 61
.....
2,278	247	45 56	9,954	1,388	295 03
.....	213	17	6 92
.....	1,924	239	62 53
.....	1,556	245	50 57
.....	1,419	164	46 11
.....	118,299	7,928	3,844 66
.....
2,278	247	45 56	133,365	9,981	4,305 82
.....
.....	36,896	5,534 40	42,862	7,025 90
.....	379	94 75
.....	2,247	561 75
.....	2,136	534 00
.....	4,065	1,016 25
.....	250	62 50
.....	297,599	74,399 75
.....
.....	36,896	5,534 40	349,538	83,694 90
.....
.....	7,610	1,141 50	7,610	1,141 50
.....	4,254	1,063 50
.....
.....	7,610	1,141 50	11,864	2,205 00
.....
.....	11,154	1,673 10	12,240	1,863 15
.....	46	8 05
.....	3,092	541 10
.....	8,364	1,463 70
.....	17	2 98
.....	156,256	27,345 37
.....
.....	11,154	1,673 10	180,015	31,224 35
.....
.....	920	92 00
.....	337	33 70
.....	4,906	490 60
.....
.....	6,163	616 30
.....

3 GEORGE V., A. 1913

No. 1.—GENERAL STATEMENT

ARTICLES IMPORTED.	COUNTRIES.	TOTAL IMPORTS.		ENTERED		
		Quantity.	Value.	General Tariff.		
				Quantity.	Value.	Duty.
DUTIABLE GOODS— <i>Con.</i>			\$		\$	\$ cts.
Mineral substances— <i>Con.</i> Plumbago, ground and mfrs. of, N.O.P.	United Kingdom		4,578		298	74 50
	Germany		396		396	99 00
	United States... ..		34,971		34,953	8,738 25
	Total		39,945		35,647	8,911 75
Mineral and aerated waters, N.O.P.	United Kingdom		36,578		7,069	1,237 07
	Hong Kong.		9		9	1 58
	Aust.-Hungary.. ..		4,514		4,535	793 62
	Belgium.		7,783		7,326	1,282 05
	France.		91,555		90,680	15,869 00
	Germany.		30,003		29,456	5,154 80
	Holland.				36	6 30
	Italy.		1,142		520	91 00
	Japan.		3,456		3,341	584 67
	Miquelon & St. Pierre.		5		5	0 88
	Sweden.		12		12	2 10
	United States... ..		56,446		58,252	10,194 61
	Total		231,503		201,241	35,217 68
Mucilage and adhesive paste. . .	United Kingdom ..		5,178		112	30 80
	France.		51		16	4 40
	Germany.		808		808	222 20
	Holland.		25		25	6 88
	United States... ..		25,215		25,215	6,934 59
	Total		31,277		26,176	7,198 87
Musical instruments, viz.:— Brass band instruments and bar pipes.	United Kingdom ..		23,624		885	221 25
	Australia and Tasmania.		300		300	75 00
	Aust.-Hungary.. ..		10,626		1,268	317 00
	Belgium.		273		273	68 25
	China.		1		1	0 25
	France.		11,608		1,644	411 00
	Germany.		3,035		3,035	758 75
	Holland.		48		48	12 00
	Italy.		237		237	59 25
	Japan.		88			
	Sweden.		98		98	24 50
	Switzerland.		43			
	United States... ..		16,492		16,492	4,123 00
	Total		66,473		24,281	6,070 25
Cabinet organs.	Germany.	No. 3	373	No. 3	373	111 90
	United States... ..	335	28,671	335	28,671	8,601 30
	Total	338	29,044	338	29,044	8,713 20

SESSIONAL PAPER No. 11
OF IMPORTS—Continued.

FOR HOME CONSUMPTION.

Preferential Tariff.			Treaty Rates.			Total.		
Quantity.	Value.	Duty.	Quantity.	Value.	Duty.	Quantity.	Value.	Duty Collected.
	\$	\$ cts.		\$	\$ cts.		\$	\$ cts.
.....	4,331	649 65	4,629	724 15
.....			396	99 00
.....			34,953	8,738 25
.....	4,331	649 65	39,978	9,561 40
.....	29,841	4,476 15	36,910	5,713 22
.....			9	1 58
.....			4,535	793 62
.....			7,326	1,282 05
.....			90,680	15,869 00
.....			29,456	5,154 80
.....			36	6 30
.....			520	91 00
.....			3,341	584 67
.....			5	9 88
.....			12	2 10
.....			58,252	10,194 61
.....	29,841	4,476 15	231,082	39,693 83
.....	5,139	899 38	5,251	930 18
.....			35	8 75	51	13 15
.....			808	222 20
.....			25	6 88
.....			25,215	6,934 59
.....	5,139	899 38	35	8 75	31,350	8,107 00
.....		
.....	21,784	3,267 60	955	214 87	23,624	3,703 72
.....			300	75 00
.....			8,931	2,009 47	10,199	2,326 47
.....			273	68 25
.....			1	0 25
.....			9,964	2,242 00	11,608	2,653 00
.....			3,035	758 75
.....			48	12 00
.....			237	59 25
.....			88	19 80	58	19 80
.....			98	24 50
.....			43	9 68	43	9 68
.....			16,492	4,123 00
.....	21,784	3,267 60	19,981	4,495 82	66,046	13,833 67
No.			No.			No.		
.....					3	373	111 90
.....					335	28,671	8,601 30
.....					338	29,044	8,713 20

3 GEORGE V., A. 1913

No. 1.—GENERAL STATEMENT

ARTICLES IMPORTED.	COUNTRIES.	TOTAL IMPORTS.		ENTERED		
		Quantity.	Value.	General Tariff.		
				Quantity.	Value.	Duty.
DUTIABLE GOODS.		No.	\$	No.	\$	\$ cts.
Musical instruments— <i>Con.</i>						
Pipe organs.....	United Kingdom.....	1	1,582
	United States....	8	3,612	8	3,612	1,083 60
	Total	9	5,194	8	3,612	1,083 60
Parts of organs.....	United Kingdom.....	2,370
	France.....	78
	United States....	10,974	10,974	2,743 50
	Total	13,422	10,974	2,743 50
Pianofortes.....	United Kingdom.....	167	24,275	36	9,101	2,730 30
	France.....	2	653	1	265	79 50
	Germany.....	11	2,895	11	2,895	863 50
	United States....	1,805	320,306	1,794	319,522	95,856 60
	Total	1,985	348,129	1,842	331,783	99,534 90
Pianos, parts of.....	United Kingdom.....	228	224	56 00
	France.....	6,260	101	25 25
	Germany.....	11,027	11,027	2,756 75
	United States....	209,283	209,283	52,320 75
	Total	226,798	220,635	55,158 75
Piano and organ players, mechanical.....	United Kingdom.....	9	1,165
	Germany.....	1	384	1	384	115 20
	United States....	137	33,047	137	33,047	9,914 10
	Total	147	34,596	138	33,431	10,029 30
Phonographs, graphophones, gramophones and finished parts thereof, including cylinders and records there- for.....	United Kingdom.....	8,357	850	255 00
	Aust.-Hungary..	464	414	124 20
	France.....	4,086	217	65 10
	Germany.....	1,185	1,185	355 50
	Italy.....	49	33	9 90
	Sweden.....	20	20	6 00
	Switzerland....	129	129	38 70
	Turkey in Asia..	15	15	4 50
	United States....	505,144	511,821	153,546 30
	Total.....	519,449	514,684	154,405 20
Other musical instruments, N.O.P.....	United Kingdom.....	12,331	3,899	1,169 70
	Hong Kong.....	88	88	26 40
	Aust.-Hungary..	2,305	973	291 90
	Belgium.....	179	146	43 80
	China.....	21	21	6 30
	France.....	2,744	364	109 20
	Germany.....	99,943	104,532	31,359 60
	Holland.....	127	127	38 10
	Italy.....	335	34	10 20
	Japan.....	49	8	2 40
	Switzerland....	451
	Turkey in Asia..	32	32	9 60
	United States....	64,717	64,717	19,415 10
	Total.....	183,322	174,941	52,482 30

SESSIONAL PAPER No. 11

OF IMPORTS—*Continued.*

FOR HOME CONSUMPTION.

Preferential Tariff.			Treaty Rates.			Total.		
Quantity.	Value.	Duty.	Quantity.	Value.	Duty.	Quantity.	Value.	Duty Collected.
No.	\$	\$ cts.	No.	\$	\$ cts.	No.	\$	\$ cts.
1	1,582	316 40	1	1,582	316 40
1	1,582	316 40	8	3,612	1,083 60
.....	2,370	355 50	9	5,194	1,400 00
.....	78	17 55	2,370	355 50
.....	78	17 55
.....	2,370	355 50	78	17 55	10,974	2,743 50
.....	13,422	3,116 55
130	15,070	3,014 00	1	104	28 60	167	24,275	5,772 90
.....	1	388	106 70	2	653	186 20
.....	11	2,895	868 50
.....	1,794	319,522	95,856 60
130	15,070	3,014 00	2	492	135 30	1,974	347,345	102,684 20
.....	4	0 60	228	56 60
.....	6,159	1,385 83	6,260	1,411 08
.....	11,027	2,756 75
.....	209,283	52,320 75
.....	4	0 60	6,159	1,385 83	226,798	56,545 18
9	1,165	233 00	9	1,165	233 00
.....	1	384	115 20
.....	137	33,047	9,914 10
9	1,165	233 00	147	34,596	10,262 30
.....	7,110	1,422 00	397	109 17	8,357	1,786 17
.....	50	13 75	464	137 95
.....	3,957	1,088,23	4,174	1,153 33
.....	1,185	355 50
.....	16	4 40	49	14 30
.....	20	6 00
.....	129	38 70
.....	15	4 50
.....	511,821	153,546 30
.....	7,110	1,422 00	4,420	1,215 55	526,214	157,042 75
.....	7,611	1,522 20	821	225 77	12,331	2,917 67
.....	88	26 40
.....	1,332	366 30	2,305	658 20
.....	33	9 08	179	52 88
.....	21	6 30
.....	2,380	654 59	2,744	763 79
.....	104,532	31,359 60
.....	127	38 10
.....	301	82 77	335	92 97
.....	41	11 28	49	13 63
.....	451	124 02	451	124 02
.....	32	9 60
.....	64,717	19,415 10
.....	7,611	1,522 20	5,359	1,473 81	187,911	55,478 31

3 GEORGE V., A. 1913

No. 1.—GENERAL STATEMENT

ARTICLES IMPORTED.	COUNTRIES.	TOTAL IMPORTED.		ENTERED		
		Quantity.	Value.	General Tariff.		
				Quantity.	Value.	Total.
DUTIABLE GOODS— <i>Con.</i>		Lbs.	\$	Lbs.	\$	\$ cts.
Mustard, ground.....	United Kingdom	614,843	152,778	1,830	245	67 37
	France..	2,565	149	2,565	149	40 97
	Italy.....	422	42	422	42	11 55
	United States...	302,935	18,733	303,180	18,733	5,151 80
	Total.....	920,765	171,702	307,997	19,169	5,271 69
Mustard, French, liquid.....	United Kingdom		259		13	4 55
	France.....		835		118	41 30
	Germany.....		60		60	21 00
	Holland... ..		36		36	12 60
	United States...		10,777		10,838	3,793 30
	Total . . .		11,967		11,065	3,872 75
Oils— Mineral— Coal and kerosene, distilled, purified or refined.....		Galls.		Galls.		
	United Kingdom	2,658	391	2,658	391	66 45
	United States. .	14,026,995	690,943	13,262,288	659,898	331,558 55
	Total.....	14,029,653	691,334	13,264,946	660,289	331,625 00
Petroleum, products of, N.O.P.....	United Kingdom	17,819	5,653	2,697	1,148	67 42
	United States...	3,541,725	342,152	3,410,415	357,547	85,260 93
Crude petroleum, gas oils other than naphtha, ben- zine and gasoline lighter than .8235 but not less than .775 specific gravity at 60 degrees.....	Total.....	3,559,544	347,805	3,413,112	338,695	85,328 35
	United States...	7,219	800	7,219	800	108 29
Illuminating oils composed wholly or in part of the products of petroleum, coal, shale or lignite, costing more than 30 cents per gallon.....	United Kingdom	2,665	1,125	81	46	9 20
	China	127	81	127	81	16 20
	France.....	206	186	206	186	37 20
	Germany.....	112	84	112	84	16 80
	Turkey in Asia..			3,230	617	123 40
	United States...	186,764	72,221	184,928	71,498	14,299 60
	Total.....	189,874	73,697	188,684	72,512	14,502 40
Animal— Lard oil.....	United Kingdom	1,522	130			
	United States...	92,342	24,513	92,342	24,513	6,128 25
	Total.....	93,864	24,643	92,342	24,513	6,128 25
Neatsfoot oil.....	United Kingdom	15	15			
	United States...	16,505	13,279	16,505	13,279	3,319 75
	Total.....	16,520	13,294	16,505	13,279	3,319 75

SESSIONAL PAPER No. 11
OF IMPORTS—Continued.

FOR HOME CONSUMPTION.

Preferential Tariff.			Treaty Rates.			Total.		
Quantity.	Value.	Duty.	Quantity.	Value.	Duty.	Quantity.	Value.	Duty Collected.
Lbs.	\$.	\$ cts.	Lbs.	\$	\$ cts.	Lbs.	\$	\$ cts.
595,330	152,122	26,621 66	597,160	152,367	26,689 03
.....	2,565	149	40 97
.....	422	42	11 55
.....	303,180	18,733	5,151 80
595,330	152,122	26,621 66	903,327	171,291	31,893 35
.....
.....	246	79 95	259	84 50
.....	726	236 05	844	277 35
.....	60	21 00
.....	36	12 60
.....	10,838	3,793 30
.....	972	316 00	12,037	4,188 75
Galls.	Galls.	Galls.
.....	2,658	391	66 45
.....	13,262,288	659,898	331,558 55
.....	13,264,946	660,289	331,625 00
15,122	4,505	226 83	17,819	5,653	294 25
.....	3,410,415	337,547	85,260 93
15,122	4,505	226 83	3,428,234	343,200	85,555 18
.....
.....	7,219	800	108 29
.....
774	322	48 30	855	368	57 50
.....	127	81	16 20
.....	206	186	37 20
.....	112	84	16 80
.....	3,230	617	123 40
.....	184,928	71,498	14,299 60
774	322	48 30	189,458	72,834	14,550 70
1,522	130	19 50	1,522	130	19 50
.....	92,342	24,513	6,128 25
1,522	130	19 50	93,864	24,643	6,147 75
15	15	2 25	15	15	2 25
.....	16,505	13,279	3,319 75
15	15	2 25	16,520	13,294	3,322 00

3 GEORGE V., A. 1913
No. 1.—GENERAL STATEMENT

ARTICLES IMPORTED.	COUNTRIES.	TOTAL IMPORTS.		ENTERED		
		Quantity.	Value.	General Tariff.		
				Quantity.	Value.	Duty.
DUTIABLE GOODS— <i>Con.</i>		Galls.	\$	Galls.	\$	\$ cts.
Oils— <i>Con.</i>						
Animal— <i>Con.</i>						
Other animal oil, N.O.P...	United Kingdom	861	324
	United States...	2,394	634	2,394	634	110 96
	Total.....	3,255	958	2,394	634	110 96
Vegetable—						
Castor oil.....	United Kingdom	92,831	58,642	3,003	1,527	267 22
	Belgium.....	250	189	250	189	33 07
	France.....	1,195	661	1,195	661	115 67
	Germany.....	10	10	10	10	1 75
	Italy.....	3,912	1,053	3,694	1,084	189 70
	United States...	2,670	1,540	2,670	1,540	269 55
	Total.....	100,868	62,095	10,822	5,011	876 96
Cotton seed oil.....	United Kingdom	19,742	9,812	5,000	2,012	352 10
	France.....	830	601	830	601	105 17
	Japan.....	8	11	8	11	1 93
	United States...	1,411,951	649,611	1,329,287	610,242	106,792 82
	Total.....	1,432,531	660,035	1,335,125	612,866	107,252 02
Flaxseed or linseed, raw or boiled.....		Lbs.		Lbs.		
	United Kingdom	4,467,063	414,902	8,714	941	143 78
	Newfoundland and Labrador.	112	15	112	15	1 84
	Belgium.....	97,382	8,172	103,778	8,754	1,712 33
	France.....	1,500	191	1,500	191	24 75
	Holland.....	15,060	1,417	15,060	1,417	248 49
	Norway.....	60	10	60	10	0 99
	United States...	223,751	26,664	223,751	26,664	3,691 75
	Total.....	4,804,928	451,371	352,975	37,992	5,823 93
Olive oil, N.O.P.....		Galls.		Galls.		
	United Kingdom	29,163	44,253	5,715	5,026	1,005 20
	Hong Kong.....	12	23	12	23	4 60
	Belgium.....	1,669	2,325	1,427	1,824	364 80
	France.....	47,762	66,322	5,266	10,926	2,185 20
	Germany.....	350	795	350	795	159 00
	Italy.....	71,863	93,261	58,311	72,998	14,599 60
	Japan.....	24	14	24	14	2 80
	Miquelon and St. Pierre....	34	54
	Norway.....	120	20	120	20	4 00
	Portugal.....	50	106	21 20
	Spain.....	200	252
	Turkey in Asia..	454	661	454	661	132 20
	United States...	15,915	16,916	14,747	15,792	3,158 40
	Total....	167,566	224,896	86,476	108,185	21,637 00

SESSIONAL PAPER No. 11
OF IMPORTS—Continued.

FOR HOME CONSUMPTION.

Preferential Tariff.			Treaty Rates.			Total.		
Quantity.	Value.	Duty.	Quantity.	Value.	Duty.	Quantity.	Value.	Duty Collected.
Galls.	\$	\$ cts.		\$	\$ cts.	Galls.	\$	\$ cts.
861	324	48 60	861	324	48 60
.....	2,394	634	110 96
861	324	48 60	3,255	958	159 56
.....
91,857	57,526	8,628 90	94,860	59,053	8,896 12
.....	250	189	33 07
.....	1,195	661	115 67
.....	10	10	1 75
.....	3,694	1,084	189 70
.....	2,670	1,540	269 55
91,857	57,526	8,628 90	102,679	62,537	9,505 86
.....
14,769	7,856	1,178 40	19,769	9,868	1,530 50
.....	830	601	105 17
.....	8	11	1 93
.....	1,329,287	610,242	106,792 82
14,769	7,856	1,178 40	1,349,894	620,722	108,430 42
Lbs.			Lbs.			Lbs.		
4,370,408	406,661	54,630 07	4,379,122	407,602	54,773 85
.....	112	15	1 84
.....	103,778	8,754	1,712 33
.....	1,500	191	24 75
.....	15,060	1,417	248 49
.....	60	10	0 99
.....	223,751	26,664	3,691 75
4,370,408	406,661	54,630 07	4,723,383	444,653	60,454 00
Galls.			Galls.			Galls.		
21,827	36,981	5,547 15	816	1,728	259 20	28,358	43,735	6,811 55
.....	12	23	4 60
.....	1,427	1,824	364 80
.....	41,253	52,101	7,815 15	46,519	63,027	10,000 35
.....	350	795	159 00
.....	575	660	99 00	58,886	73,658	14,698 60
.....	24	14	2 80
.....	34	54	8 10	34	54	8 10
.....	120	20	4 00
.....	50	106	21 20
.....	200	252	37 80	200	252	37 80
.....	454	661	132 20
.....	14,747	15,792	3,158 40
21,827	36,981	5,547 15	42,878	54,795	8,219 25	151,181	199,961	35,403 40

3 GEORGE V., A. 1913

No. 1.—GENERAL STATEMENT

ARTICLES IMPORTED.	COUNTRIES.	TOTAL IMPORTS.		ENTERED		
		Quantity.	Value.	General Tariff.		
				Quantity.	Value.	Duty.
		Galls.	\$	Galls.	\$	\$ cts.
DUTIABLE GOODS— <i>Con.</i>						
Oils— <i>Con.</i>						
Sesame seed oil	Hong Kong.....	164	58	164	58	14 50
	China	14	9	14	9	2 25
	Japan	301	350	301	350	87 50
	United States...	304	261	304	261	65 25
	Total	783	678	783	678	169 50
Vegetable oil, not otherwise provided for	United Kingdom	87,543	49,703	5,891	2,033	355 77
	Hong Kong.....	45,523	26,919	45,523	26,919	4,710 82
	Belgium.....	225	247	225	247	43 22
	China	4,399	1,313	4,399	1,313	229 77
	France.....	6,089	6,452	1,953	2,353	411 77
	Germany.....	371	431	371	431	75 42
	Holland	6,286	1,070	6,286	1,070	187 25
	Japan	48,892	24,802	48,892	24,802	4,340 35
	United States...	159,813	58,256	157,883	57,711	10,099 67
	Total.....	359,141	169,193	271,423	116,879	20,454 04
Lubricating oils composed wholly or in part of petroleum and costing less than 25 cents per gallon... ..	United Kingdom	17,087	3,478	3,109	640	77 72
	Germany.	1,674	346	1,674	346	41 85
	United States...	4,356,608	522,911	4,373,375	521,144	109,335 36
	Total.....	4,375,369	526,735	4,378,158	522,130	109,454 93
Lubricating oils, N.O.P.	United Kingdom	63,361	21,240	3,989	1,408	281 60
	Belgium.....	1,150	416	1,150	416	83 20
	China	1,078	547	1,078	547	109 40
	France	1,028	488	1,028	488	97 60
	Germany	831	336	831	336	67 20
	Norway	550	123	550	123	24 60
	Sweden	96	76	96	76	15 20
	Turkey in Asia .	10,450	1,090	4,369	473	94 60
	United States...	979,479	262,352	940,403	251,447	50,289 40
	Total	1,058,023	286,668	953,494	255,314	51,062 80
Essential oils, N.O.P.....	United Kingdom	Lbs. 24,730	34,247	Lbs. 6,340	6,195	619 50
	Australia and Tasmania	1,816	439	1,816	439	43 90
	B. W. Indies. . .	541	1,111	41	411	41 10
	Belgium.....	17	14	17	14	1 40
	France ..	6,598	18,562	784	1,498	149 80
	Germany	6,461	7,062	6,461	7,062	706 20
	Holland	1,106	470	1,106	470	47 00
	Italy	5,796	6,368	5,579	6,159	615 90
	Japan	30	53	30	53	5 30
	Switzerland	1,317	1,979	160	317	31 70
	United States...	200,329	190,559	200,329	190,559	19,055 90
	Total.....	248,741	260,864	222,663	213,177	21,317 70

SESSIONAL PAPER No. 11
OF IMPORTS—Continued.

FOR HOME CONSUMPTIONS

Preferential Tariff.			Treaty Rates.			Total.		
Quantity.	Value.	Duty.	Quantity.	Value.	Duty.	Quantity.	Value.	Duty Collected.
	\$	\$ cts.		\$	\$ cts.		\$	\$ cts.
						Galls.		
						164	58	14 50
						14	9	2 25
						301	350	87 50
						304	261	65 25
						783	678	169 50
80,421	46,882	7,032 30				86,312	48,915	7,388 07
						45,523	26,919	4,710 82
						225	247	43 22
						4,399	1,313	229 77
						1,953	2,353	411 77
						371	431	75 42
						6,286	1,070	187 25
						48,892	24,802	4,340 35
						157,883	57,711	10,099 67
80,421	46,882	7,032 30				351,844	163,761	27,486 34
12,586	2,538	188 81				15,695	3,178	266 53
						1,674	346	41 85
						4,373,375	521,144	109,335 36
12,586	2,538	188 81				4,390,744	524,668	109,643 74
48,193	15,934	1,991 82				52,182	17,342	2,273 42
						1,150	416	83 20
						1,078	547	109 40
						1,028	488	97 60
						831	336	67 20
						550	123	24 60
						96	76	15 20
						4,369	473	94 60
						940,403	251,447	50,289 40
48,193	15,934	1,991 82				1,001,687	271,248	53,054 62
Lbs.			Lbs.			Lbs.		
15,348	19,317	965 85	3,059	8,970	672 75	24,747	34,482	2,258 10
						1,816	439	43 90
500	700	35 00				541	1,111	76 10
						17	14	1 40
			5,814	17,064	1,279 97	6,598	18,562	1,429 77
						6,461	7,062	706 20
						1,106	470	47 00
			150	160	12 00	5,729	6,319	627 90
						30	53	5 30
			1,160	1,705	127 87	1,320	2,022	159 57
						200,329	190,559	19,055 90
15,848	20,017	1,000 85	10,183	27,899	2,092 59	248,694	261,093	24,411 14

3 GEORGE V., A. 1915

No. 1.—GENERAL STATEMENT

ARTICLES IMPORTED.	COUNTRIES.	TOTAL IMPORTS.		ENTERED		
		Quantity.	Value.	General Tariff		
				Quantity.	Value.	Duty.
DUTIABLE GOODS— <i>Con.</i>		Lbs.	\$	Lbs.	\$	\$ cts.
Oils— <i>Con.</i> Peppermint, oil.....	United Kingdom	1,231	2,313	1,111	1,836	367 20
	Hong Kong.....	14	19	14	19	3 80
	France.....	1,250	1,822	50	210	42 00
	Japan.....	110	186	110	186	37 20
	Switzerland.....			1,200	1,612	322 40
	United States...	13,939	29,317	13,939	29,317	5,863 40
	Total.....	16,544	33,657	16,424	33,180	6,636 09
All other oils, not elsewhere specified.....		Galls.		Galls.		
	United Kingdom	64,575	24,615	6,194	3,464	606 20
	Hong Kong.....	320	12	320	12	2 10
	Belgium.....	3,693	959	3,693	959	167 82
	China.....	390	46	390	46	8 05
	France.....	32,200	8,166	36,240	10,857	1,899 97
	Germany.....	3,910	1,065	3,910	1,065	186 37
	Holland.....	389	39	389	39	6 83
	Turkey in Asia..	15	19	195	340	59 50
Oiled silk, oiled cloth, and tape or other textile, india rubbered, flocked or coated, N.O.P.....	United States...	358,508	94,190	363,398	95,339	16,684 92
	Total.....	464,000	129,111	414,729	112,121	19,621 76
	United Kingdom		291,670		6,803	2,040 90
	Hong Kong....		5		5	1 50
	Aust.-Hungary..		89		89	26 70
	Belgium.....		1,854		1,881	564 30
	France.....		490		490	147 00
	Germany.....		2,457		2,443	732 90
	Holland.....		25		25	7 50
	Italy.....		62		62	18 60
	Japan.....		49		49	14 70
	United States...		274,212		273,326	81,997 80
	Total.....		570,913		285,173	85,551 90
Oil cloth, enamelled carriage, floor, shelf and table oil cloth, cork matting or carpet and linoleum.....		Sq. yds.		Sq. yds.		
	United Kingdom	3,607,157	1,249,822	21,995	6,326	2,214 10
	Hong Kong.....	5	7	5	7	2 45
	Belgium.....	118	88	118	88	30 80
	France.....	98	40	98	40	14 00
	Germany.....	6,607	3,769	6,607	3,769	1,319 15
	United States...	355,486	95,348	355,050	95,093	33,282 55
Optical, philosophical photo- graphic and mathematical instruments, N.O.P.....	Total... ..	3,969,471	1,349,074	383,873	105,323	36,863 05
	United Kingdom		226,332		13,192	3,298 00
	Aust.-Hungary..		81		81	20 25
	Belgium.....		649		634	158 50
	France.....		42,695		6,039	1,509 75
	Germany.....		38,257		38,175	9,543 75
	Holland.....		67		67	16 75
	Japan.....		10			
	Switzerland.....		1,428		1,083	270 75
	United States...		785,890		782,472	195,618 00
	Total.....		1,095,409		841,743	210,435 75

SESSIONAL PAPER No. 11
OF IMPORTS—Continued.

FOR HOME CONSUMPTION.

Preferential Tariff.			Treaty Rates.			Total.		
Quantity.	Value.	Duty.	Quantity.	Value.	Duty.	Quantity.	Value.	Duty Collected.
Lbs.	\$	\$ cts.		\$	\$ cts.	Lbs.	\$	\$ cts.
120	477	71 55	1,231	2,313	438 75
.....	14	19	3 80
.....	50	210	42 00
.....	110	186	37 20
.....	1,200	1,612	322 40
.....	13,939	29,317	5,863 40
120	477	71 55	16,544	33,657	6,707 55
Galls.			Galls.			Galls.		
58,424	21,178	3,176 70	64,618	24,642	3,782 90
.....	320	12	2 10
.....	3,693	959	167 82
.....	390	46	8 05
.....	36,240	10,857	1,899 97
.....	3,910	1,065	186 37
.....	389	39	6 83
.....	195	340	59 50
.....	363,398	95,339	16,684 92
58,424	21,178	3,176 70	473,153	133,299	22,798 46
.....	286,894	57,378 80	293,697	59,419 70
.....	5	1 50
.....	89	26 70
.....	1,881	564 30
.....	490	147 00
.....	2,443	732 90
.....	25	7 50
.....	62	18 60
.....	49	14 70
.....	273,326	81,997 80
.....	286,894	57,378 80	572,067	142,930 70
Sq. yds.			Sq. yds.			Sq. yds.		
3,576,832	1,245,969	311,492 25	3,598,827	1,252,295	313,706 35
.....	5	7	2 45
.....	118	88	30 80
.....	98	40	14 00
.....	6,607	3,769	1,319 15
.....	355,050	95,093	33,282 55
3,576,832	1,245,969	311,492 25	3,960,705	1,351,292	348,355 30
.....	206,469	36,133 06	6,736	1,515 60	226,397	40,946 66
.....	15	3 38	81	20 25
.....	36,662	8,249 13	649	161 88
.....	42,701	9,758 88
.....	38,175	9,543 75
.....	67	16 75
.....	10	2 25	10	2 25
.....	345	77 62	1,428	348 37
.....	782,472	195,618 00
.....	206,469	36,133 06	43,768	9,847 98	1,091,980	256,416 79

3 GEORGE V., A. 1913

No. 1.—GENERAL STATEMENT

ARTICLES IMPORTED.	COUNTRIES.	TOTAL IMPORTS.		ENTERED		
		Quantity.	Value.	General Tariff.		
				Quantity.	Value.	Duty.
DUTIABLE GOODS— <i>Con.</i>			\$		\$	\$ cts.
Optical instruments— <i>Con.</i>						
Parts, brass and aluminum, of cameras and kodaks.....	United Kingdom.....	93				
	United States....	12,431			12,431	932 39
	Total.....	12,524			12,431	932 39
Spectacles, eye-glasses and ground or finished spectacle or eye-glass lenses.....	United Kingdom.....	2,113			540	162 00
	France.....	1,806			1,806	541 80
	Germany.....	798			795	238 50
	United States....	30,083			30,083	9,024 90
	Total.....	34,800			33,224	9,967 20
Spectacles, eye-glass frames, and metal parts of.....	United Kingdom.....	2,196			2,062	412 40
	France.....	165			165	53 00
	Germany.....	537			537	107 40
	United States....	96,504			97,041	19,408 20
	Total.....	99,402			99,805	19,961 00
Packages, usual coverings, containing goods subject to any <i>ad valorem</i> duty, not included in the invoice value of the goods they contained.....	United Kingdom.....	991,491			93,392	18,678 40
	Australia and Tasmania.....	5,550			5,720	1,144 00
	Bermuda.....	62			62	12 40
	B. E. Africa.....	64			64	12 80
	B. S. Africa.....	5			5	1 00
	B. India.....	2,267			1,284	256 80
	B. Strait Settlements.....	99				
	B. E. Indies other.....	59				
	B. W. Indies.....	606			212	42 40
	Hong Kong.....	631			631	126 20
	Newfoundland and Labrador.....	2			2	40
	New Zealand.....	164			136	27 20
	Aust.-Hungary.....	13,832			14,285	2,857 00
	Belgium.....	61,493			61,409	12,281 80
	China.....	1,351			1,328	265 60
	Cuba.....	2,855			3,368	673 60
	Denmark.....	116			116	23 20
	Egypt and Sudan.....	98			118	23 60
	France.....	47,445			45,770	9,154 00
	Germany.....	119,216			118,913	23,782 60
	Greece.....	75			84	16 80
	Hawaii.....	2				
	Holland.....	6,799			6,752	1,356 40
	Italy.....	5,574			5,520	1,104 00
	Japan.....	18,314			18,866	3,773 20
	Mexico.....	15			15	3 00
	Norway.....	2,049			2,131	426 20
	Persia.....	9			9	1 80
	Philippines.....	60			59	11 80
	Portugal.....	174			174	34 80
	Russia in Europe.....	3			3	6
	Spain.....	436			459	91 80

3 GEORGE V., A. 1913

No. 1.—GENERAL STATEMENT

ARTICLES IMPORTED.	COUNTRIES.	TOTAL IMPORTS.		ENTERED		
		Quantity.	Value.	General Tariff.		
				Quantity.	Value.	Dnty.
			\$		\$	\$ cts.
DUTIABLE GOODS— <i>Con.</i>						
Packages, &c.— <i>Con.</i>	Sweden.....		3,520		3,506	701 20
	Switzerland.....		4,792		4,899	979 80
	Turkey in Asia.....		371		371	74 20
	Turkey in Europe.....		7		7	1 40
	United States.....		233,428		232,431	46,486 20
	Total		1,523,034		622,101	124,420 20
Packages paying 17½, 22½ and 25 percent.....	United Kingdom.....		58,092		3,454	863 50
	Bermuda.....		9			
	B. Guiana.....		3,509		36	9 00
	B. W. Indies.....		1,818		132	33 00
	Hong Kong.....		126		140	35 00
	Malta.....				1	25
	Aust.-Hungary.....		541		552	188 00
	Belgium.....		720		733	183 25
	China.....		1		3	75
	Cuba.....		302		422	105 50
	Denmark.....		146		146	36 50
	Dan. W. Indies.....		33		5	1 25
	France.....		32,241		5,348	1,337 00
	Germany.....		2,761		2,683	670 75
	Greece.....				6	1 50
	Holland.....		10,289		7,672	1,918 00
	Italy.....		2,418		1,472	368 00
	Japan.....		174		152	38 00
	Miquelon and St. Pierre.....		8		8	2 00
	Norway.....		440		341	85 25
	Portugal.....		66		108	27 00
	Russia in Europe.....		2		5	1 25
	Spain.....		20,840		1,194	298 50
	Sweden.....		7		7	1 75
	Switzerland.....		1		1	25
	Turkey in Asia.....		16		20	5 00
	United States.....		178,970		169,108	42,277 00
	Total		313,530		193,749	48,437 25
Packages paying 20, 30, and 32½ per cent.....	United Kingdom.....		298,104		9,297	3,021 52
	Australia and Tasmania.....		4		4	1 30
	British Guiana.....				6	1 95
	B. W. Indies.....		115		50	16 25
	Hong Kong.....		11,655		11,679	3,795 67
	New Zealand.....		7		5	1 63
	Aust.-Hungary.....		103		97	31 53
	Belgium.....		529		475	154 37
	China.....		1,686		1,792	582 40
	Cuba.....				6	1 95
	Denmark.....		6		26	8 45
	France.....		110,523		104,262	33,885 15
	Germany.....		1,295		2,149	698 42
	Greece.....		90		28	9 10
	Hawaii.....		8		8	2 60
	Holland.....		133,613		143,038	46,487 35
	Italy.....		1,818		1,753	569 72
	Japan.....		357		352	114 40

SESSIONAL PAPER No. 11
OF IMPORTS—Continued.

FOR HOME CONSUMPTION.

Preferential Tariff.			Treaty Rates.			Total.		
Quantity.	Value.	Duty.	Quantity.	Value.	Duty.	Quantity.	Value.	Duty Collected.
	\$	\$ cts.		\$	\$ cts.		\$	\$ cts.
							3,506	701 20
							4,899	979 80
							371	74 20
							7	1 40
							232,431	46,486 20
	904,070	135,610 50					1,526,171	260,030 70
	55,511	9,715 69		1,036	233 10		60,001	10,812 29
	3,451	603 92					3,487	612 92
	1,257	219 97					1,389	252 97
							140	35 00
							1	25
							552	138 00
							733	183 25
							3	75
							422	105 50
							146	36 50
							5	1 25
				28,570	6,429 00		33,919	7,766 00
							2,683	670 75
							6	1 50
				3,783	851 17		11,455	2,769 17
				531	119 47		2,003	487 47
				62	13 95		214	51 95
							8	2 00
				67	15 08		408	100 33
							108	27 00
							5	1 25
				20,643	4,644 67		21,837	4,943 17
							7	1 75
				1	23		2	48
							20	5 00
							169,108	42,277 00
	60,219	10,539 58		54,693	12,306 67		305,661	71,283 50
	299,698	59,939 60					308,995	62,961 12
							4	1 30
							6	1 95
	58	11 60					108	27 85
							11,679	3,795 67
							5	1 63
							97	31 53
							475	154 37
							1,792	582 40
							6	1 95
							26	8 45
							104,262	33,885 15
							2,149	698 42
							28	9 12
							8	2 60
							143,038	46,487 30
							1,753	569 75
							352	114 42
								0

3 GEORGE V., A. 1913

No. 1.—GENERAL STATEMENT

ARTICLES IMPORTED.	COUNTRIES.	TOTAL IMPORTS.		ENTERED		
		Quantity.	Value.	General Tariff.		
				Quantity.	Value.	Duty.
DUTIABLE GOODS— <i>Con.</i>			\$		\$	\$ cts.
Packages— <i>Con</i>	Miquelon and St. Pierre.....		26		24	7 80
	Norway.....		82		155	50 37
	Philippines.....		14		8	2 60
	Portugal.....		86		64	20 80
	Russia in Europe.....		30		161	52 32
	Spain.....		1,267		1,424	462 80
	Sweden.....		789		615	199 87
	Switzerland.....		13		33	10 73
	Turkey in Asia.....		74		71	23 08
	United States.....		151,566		150,797	49,011 56
	Total.....		713,860		428,379	139,225 69
Paints and colours— Brocade and bronze powders.	United Kingdom.....		427		343	94 32
	Aust.-Hungary.....		679		679	186 72
	Germany.....		10,367		10,284	2,828 10
	United States.....		11,295		11,295	3,106 34
	Total.....		22,768		22,601	6,215 48
		Lbs.		Lbs.		
Colours, dry, N.O.P.....	United Kingdom.....	1,638,621	69,756	35,174	2,469	555 52
	Belgium.....	19,095	1,084	19,095	1,084	243 90
	France.....	18,306	1,401	18,306	1,401	315 22
	Germany.....	292,331	12,840	292,331	12,840	2,889 00
	Holland.....	2,890	457	2,890	457	102 82
	Japan.....	8	6	8	6	1 35
	Switzerland.....	20	6	20	6	1 35
	United States.....	4,914,034	162,326	4,914,084	162,331	36,525 28
	Total.....	6,885,305	247,876	5,281,908	180,594	40,634 44
Gold liquid paint.....	United Kingdom.....		1,230		4	1 00
	France.....		8		8	2 00
	Germany.....		779		779	194 75
	United States.....		7,642		7,642	1,910 50
	Total.....		9,659		8,433	2,108 25
Lead, white, dry.....	United Kingdom.....	646,014	23,037	18,032	846	253 80
	United States.....	138,332	7,183	138,332	7,183	2,154 90
	Total.....	784,346	30,220	156,364	8,029	2,408 70
Lead, white, ground in oil...	United Kingdom.....	1,008,230	46,494	10,850	369	138 37
	Germany.....	400	31			
	United States.....	15,568	853	15,568	853	319 90
	Total.....	1,024,198	47,378	26,418	1,222	458 27

SESSIONAL PAPER No. 11

OF IMPORTS—*Continued.*

FOR HOME CONSUMPTION.

Preferential Tariff.			Treaty Rates.			Total.		
Quantity.	Value.	Duty.	Quantity.	Value.	Duty.	Quantity.	Value.	Duty Collected.
	\$	\$ cts.	Lbs.	\$	\$ cts.		\$	\$ cts
.....			24	7 80
.....			155	50 37
.....			8	2 60
.....			64	20 80
.....			161	52 32
.....			1,424	462 80
.....			615	199 87
.....			33	10 73
.....			71	23 08
.....			150,797	49,011 56
.....	299,756	59,951 20	728,135	199,176 89
.....	61	9 15	23	5 75	427	109 22
.....			679	186 72
.....			10,284	2,828 10
.....			11,295	3,106 34
.....	61	9 15	23	5 75	22,685	6,230 38
Lbs.			Lbs.			Lbs.		
1,603,447	67,287	10,093 05			1,638,621	69,756	10,648 57
.....					19,095	1,084	243 90
.....					18,306	1,401	315 22
.....					292,331	12,840	2,889 00
.....					2,890	457	102 82
.....					8	6	1 35
.....					20	6	1 35
.....					4,914,084	162,331	36,525 28
1,603,447	67,287	10,093 05			6,885,355	247,881	50,727 49
.....	1,226	183 90	1,230	184 90
.....			8	2 00
.....			779	194 75
.....			7,642	1,910 50
.....	1,226	183 90	9,659	2,292 15
.....				
942,504	32,915	6,583 00			960,536	33,761	6,836 80
.....					138,332	7,183	2,154 96
942,504	32,915	6,583 00			1,098,868	40,944	8,991 70
.....				
990,334	45,782	13,734 60			1,001,184	46,151	13,872 97
.....			15,568	853
.....				319 90
990,334	45,782	13,734 60			1,016,752	47,004	14,192 87

3 GEORGE V., A. 1913

No. 1.—GENERAL STATEMENT

ARTICLES IMPORTED.	COUNTRIES.	TOTAL IMPORTS.		ENTERED		
		Quantity.	Value.	General Tariff.		
				Quantity.	Value.	Duty.
DUTYABLE GOODS— <i>Con.</i>		Lbs.	\$	Lbs.	\$	\$ cts.
Paints and colours— <i>Con.</i> Lead, red, dry, and orange mineral	United Kingdom	37,222	1,446	37,222	1,446	72 30
	Belgium.....	131,752	5,140	131,752	5,140	257 00
	Germany.....	266,260	12,074	266,260	12,074	603 70
	Holland.....	52,080	1,802	52,080	1,802	90 10
	Norway.....	10	4	10	4	20
	United States...	277,598	15,268	277,598	15,268	763 40
	Total.....	764,922	35,734	764,922	35,734	1,786 70
Ochres, ochrey earths siennas and umbers.	United Kingdom	710,181	9,603	146,781	1,615	242 25
	Belgium.....	4,904	68	4,904	68	10 20
	France.....	393,481	4,345	393,481	4,345	651 75
	Germany.....	69,407	1,547	28,547	713	106 95
	Italy.....	15,790	377	15,790	377	56 55
	United States...	1,800,857	17,073	1,800,857	17,073	2,560 95
	Total	2,994,620	33,013	2,390,360	24,191	3,628 65
Zinc, White.....	United Kingdom	1,333,188	48,264	1,333,188	48,264	2,413 20
	Belgium.....	1,452,945	37,098	1,452,945	37,098	1,854 90
	France.....	11,968	286	11,968	286	14 30
	Germany.....	2,172,017	77,981	2,172,017	77,981	3,899 05
	Holland.....	412,689	13,329	412,689	13,329	666 45
	Norway.....	200	15	200	15	75
	United States...	2,891,615	142,055	2,891,615	142,055	7,102 75
	Total.....	8,274,622	319,028	8,274,622	319,028	15,951 40
Oxides, fire proofs, rough stuffs, fillers....	United Kingdom	357,390	7,104	15,000	269	60 52
	Belgium.....	2,345	16	2,345	16	3 60
	Germany.....	17,750	1,080	17,750	1,080	243 00
	United States...	1,152,193	16,148	1,152,193	16,148	3,633 60
	Total.....	1,529,678	24,348	1,187,288	17,513	3,940 72
Liquid fillers, anti-corrosive and anti-fouling paints, and ground and liquid paints, N.O.P.....	United Kingdom	1,203,723	114,963	32,000	3,362	1,008 60
	France.....	9,388	1,114	9,388	1,114	334 20
	Germany.....	14,645	1,377	14,645	1,377	413 10
	Holland.....	11,792	1,253	11,792	1,253	375 90
	Japan.....	300	57	300	57	17 10
	Norway.....	2,004	171	2,004	171	51 30
	United States...	3,661,293	290,280	3,638,589	288,627	86,588 10
	Total.....	4,903,145	409,155	3,708,718	295,961	88,788 30
Paris green, dry.....	United Kingdom	729,288	95,062	10,000	1,244	124 40
	United States...	39,603	5,773	39,603	5,773	577 30
	Total.....	768,891	100,835	49,603	7,017	701 70

SESSIONAL PAPER No. 11

OF IMPORTS—*Continued.*

FOR HOME CONSUMPTION.

Preferential Tariff.			Treaty Rates.			Total.		
Quantity.	Value.	Duty.	Quantity.	Value.	Duty.	Quantity.	Value.	Duty Collected.
Lbs.	\$	\$ cts.		\$	\$ cts.	Lbs.	\$	\$ cts.
.....	37,222	1,446	72 30
.....	131,752	5,140	257 00
.....	266,260	12,074	603 70
.....	52,080	1,802	90 10
.....	10	4	20
.....	277,598	15,268	763 40
.....	764,922	35,734	1,786 70
549,900	7,718	771 80	696,681	9,333	1,014 05
.....	4,904	68	10 20
.....	393,481	4,345	651 75
.....	28,547	713	106 95
.....	15,790	377	56 55
.....	1,800,857	17,073	2,560 95
549,900	7,718	771 80	2,940,260	31,909	4,400 45
.....	1,333,188	48,264	2,413 20
.....	1,452,945	37,098	1,854 90
.....	11,968	286	14 30
.....	2,172,017	77,981	3,899 05
.....	412,689	13,329	666 45
.....	200	15	75
.....	2,891,615	142,055	7,102 75
.....	8,274,622	319,028	15,951 40
342,381	6,835	1,025 25	357,381	7,104	1,085 77
.....	2,345	16	3 60
.....	17,750	1,080	243 00
.....	1,152,193	16,148	3,633 60
342,381	6,835	1,025 25	1,529,669	24,348	4,965 97
1,171,488	110,564	22,112 80	1,203,488	113,926	23,121 40
.....	9,388	1,114	334 20
.....	14,645	1,377	413 10
.....	11,792	1,253	375 90
.....	300	57	17 10
.....	2,004	171	51 30
.....	3,638,589	288,627	86,588 10
1,171,488	110,564	22,112 80	4,880,206	406,525	110,901 10
719,288	93,818	4,690 90	729,288	95,062	4,815 30
.....	39,603	5,773	577 30
719,288	93,818	4,690 90	768,891	100,835	5,392 60

3 GEORGE V., A. 1913

No. 1.—GENERAL STATEMENT

ARTICLES IMPORTED.	COUNTRIES.	TOTAL IMPORTS.		ENTERED		
		Quantity.	Value.	General Tariff.		
				Quantity.	Value.	Duty.
DUTIABLE GOODS— <i>Con.</i>		Galls.	\$	Galls.	\$	\$ cts.
Paints and colours ground in spirits, and all spirit varnishes and lacquers.....	United Kingdom	289	608	289	608	289 00
	France.....	17	36	17	36	17 00
	Holland.....	7	15	7	15	7 00
	United States...	2,858	6,716	2,858	6,716	2,858 00
	Total.....	3,171	7,375	3,171	7,375	3,171 00
Putty		Lbs.		Lbs.		
	United Kingdom	28,606	564	3,331	67	16 75
	France.....	146	11	146	11	2 75
	United States...	258,094	5,395	258,094	5,395	1,348 75
	Total	286,846	5,970	261,571	5,473	1,368 25
Paintings in oil or watercolours and pastels, when valued at less than \$20 each.....		No.		No.		
	United Kingdom	316	2,252	14	198	49 50
	France.	90	322	90	322	80 50
	Italy.....	6	69	6	69	17 25
	Japan.....	1	19	1	19	4 75
	United States...	1,180	1,210	1,180	1,210	302 50
	Total.....	1,593	3,872	1,291	1,818	454 50
Paper and manufactures of, not otherwise specified— Albumenized and other papers and films, chemically prepared for photographers' use	United Kingdom		105,050		2,425	727 50
	Belgium.....		13		13	3 90
	France.....		3,922		3,922	1,176 60
	Germany.....		469		469	140 70
	United States...		92,832		92,832	27,849 60
	Total.		202,286		99,661	29,898 30
Bags or sacks, printed or not	United Kingdom		8,465		467	128 42
	Belgium.....		232		232	63 80
	France.....		14		14	3 85
	Germany.....		2,896		2,896	796 40
	Japan.....		4		4	1 10
	United States...		44,114		44,114	12,131 84
	Total		55,725		47,727	13,125 41
Cards for playing.....		Packs.		Packs.		
	United Kingdom	524,103	53,921	13,279	1,667	1,062 32
	Hong Kong.....	1,783	70	1,783	70	142 64
	China	106	1	106	1	8 48
	France.....	6	1	6	1	0 48
	Japan.....	10,490	735	10,490	735	839 20
	United States...	520,650	53,885	529,535	55,136	42,362 80
	Total . . .	1,057,138	108,613	555,199	57,610	44,415 92

SESSIONAL PAPER No. 11
OF IMPORTS—Continued.

FOR HOME CONSUMPTION.

Preferential Tariff.			Treaty Rates.			Total.		
Quantity.	Value.	Duty.	Quantity.	Value.	Duty.	Quantity.	Value.	Duty Collected.
Galls.	\$	\$ cts.	Galls.	\$	\$ cts.	Galls.	\$	\$ cts.
.....	289	608	289 00
.....	17	36	17 00
.....	7	15	7 00
.....	2,858	6,716	2,858 00
.....	3,171	7,375	3,171 00
Lbs.			Lbs.			Lbs.		
25,275	497	87 00	28,606	564	103 75
.....	146	11	2 75
.....	258,094	5,395	1,348 75
25,275	497	87 00	286,846	5,970	1,455 25
No.			No.			No.		
302	2,054	308 10	316	2,252	357 60
.....	90	322	80 50
.....	6	69	17 25
.....	1	19	4 75
.....	1,180	1,210	302 50
302	2,054	308 10	1,593	3,872	762 60
.....
.....	102,004	15,300 60	104,429	16,028 10
.....	13	3 90
.....	3,922	1,176 60
.....	469	140 70
.....	92,832	27,849 60
.....	102,004	15,300 60	201,665	45,198 90
.....
.....	7,998	1,199 70	8,465	1,328 12
.....	232	63 80
.....	14	3 85
.....	2,896	796 40
.....	4	1 10
.....	44,114	12,131 84
.....	7,998	1,199 70	55,725	14,325 11
Packs.			Packs.			Packs.		
514,583	51,965	25,729 15	527,862	53,632	26,791 47
.....	1,783	70	142 64
.....	106	1	8 48
.....	6	1	0 48
.....	10,490	735	839 20
.....	529,535	55,136	42,362 80
514,583	51,965	25,729 15	1,069,782	109,575	70,145 07

3 GEORGE V., A. 1913

No. 1.—GENERAL STATEMENT

ARTICLES IMPORTED.	COUNTRIES.	TOTAL IMPORTS.		ENTERED		
		Quantity.	Value.	General Tariff.		
				Quantity.	Value.	Duty.
DUTIABLE GOODS— <i>Con.</i>			\$		\$	\$ cts.
Paper and mfrs. of— <i>Con.</i>						
Card board not pasted or coated.....	United Kingdom.....	8,995	74	18 50		
	Belgium.....	147	147	36 75		
	France.....	32	32	8 00		
	Germany.....	68	68	17 00		
	United States.....	61,494	61,494	15,373 50		
	Total.....	70,736	61,815	15,453 75		
Envelopes.....		M.	M.			
	United Kingdom.....	13,871	18,244	230	423	148 05
	Hong Kong.....	37	34	37	34	11 90
	Aust.-Hungary..	4	11	4	11	3 85
	China.....	27	8	27	8	2 80
	France.....	280	487	280	487	170 45
	Germany.....	1,058	680	1,058	680	238 00
	Italy.....	150	160	150	160	56 00
	Japan.....	10	7	10	7	2 45
	United States...	86,165	71,669	86,158	71,655	25,079 25
	Total.....	101,602	91,300	87,954	73,465	25,712 75
Felt board.....	United States.....	7,122	7,122	1,780 50		
Hangings of wall paper, including borders.....		Rolls.	Rolls.			
	United Kingdom.....	336,020	61,659	14,319	2,048	716 80
	Aust.-Hungary..	9,200	860	9,200	860	301 00
	Belgium.....	14,844	1,091	14,844	1,091	381 85
	France.....	28,589	9,354	28,589	9,354	3,273 90
	Germany.....	75,943	10,567	74,976	10,472	3,665 20
	Japan.....	6,322	2,346	6,322	2,346	821 10
	Sweden.....	871	153	871	153	53 55
	United States...	2,754,192	257,430	2,744,830	257,145	90,000 75
	Total.....	3,225,981	343,460	2,893,951	283,469	99,214 15
Leather board, leatheroid and manufactures of, N O.P...						
	United Kingdom.....	10	10			
	United States...	47,511	47,511	11,877 75		
	Total.....	47,521	47,511	11,877 75		
Mill board not coated or pasted.....						
	United Kingdom.....	13,310	906	226 50		
	France.....	831	831	207 75		
	United States...	44,598	44,598	11,149 50		
	Total ..	58,739	46,325	11,583 75		
Union collar cloth paper in rolls or sheets not glossed or finished.....						
	United Kingdom.....	73	564	84 60		
	United States...	564	564			
	Total.....	637	564	84 60		

SESSIONAL PAPER No. 11
OF IMPORTS—Continued.

FOR HOME CONSUMPTION.

Preferential Tariff.			Treaty Rates.			Total.		
Quantity.	Value.	Duty.	Quantity.	Value.	Duty.	Quantity.	Value.	Duty Collected.
	\$	\$ cts.		\$	\$ cts.		\$	\$ cts.
.....	8,230	1,234 50	8,304	1,253 00
.....			147	36 75
.....			32	8 00
.....			68	17 00
.....			61,494	15,373 50
.....	8,230	1,234 50	70,045	16,688 25
M.			M.			M.		
13,631	17,803	4,005 81			13,861	18,226	4,153 86
.....					37	34	11 90
.....					4	11	3 85
.....					27	8	2 80
.....					280	487	170 45
.....					1,053	680	238 00
.....					150	160	56 00
.....					10	7	2 45
.....					86,158	71,655	25,079 25
13,631	17,803	4,005 81			101,585	91,268	29,718 56
.....			7,122	1,780 50
Rolls.			Rolls.			Rolls.		
317,042	59,632	13,417 36			331,361	61,680	14,134 16
.....					9,200	860	301 00
.....					14,844	1,091	381 85
.....					28,589	9,354	3,273 90
.....					74,976	10,472	3,665 20
.....					6,322	2,346	821 10
.....					871	153	53 55
.....					2,744,830	257,145	90,000 75
317,042	59,632	13,417 36			3,210,993	343,101	112,631 51
.....	10	1 50	10	1 50
.....			47,511	11,877 75
.....	10	1 50	47,521	11,879 25
.....				
.....	12,404	1,860 60	13,310	2,087 10
.....			831	207 75
.....			44,598	11,149 50
.....	12,404	1,860 60	58,739	13,444 35
.....				
.....	73	7 30	73	7 30
.....			564	84 60
.....	73	7 30	637	91 90

3 GEORGE V., A. 1913
No. 1.—GENERAL STATEMENT

ARTICLES IMPORTED.	COUNTRIES.	TOTAL IMPORTS.		ENTERED		
		Quantity.	Value.	General Tariff.		
				Quantity.	Value.	Duty.
DUTIABLE GOODS— <i>Con.</i>			\$		\$	\$ cts.
Paper and mfrs. of— <i>Con.</i>						
Union collar cloth paper in rolls or sheets glossed or finished.....	United Kingdom		365			
	United States....		40		40	8 00
	Total.....		405		40	8 00
Pads not printed, paper maché ware, N.O.P.....	United Kingdom		1,217		21	7 35
	France.....		22		22	7 70
	Germany		155		155	54 25
	United States....		9,148		9,148	3,201 80
	Total		10,542		9,346	3,271 10
Paper, manufactures of, N. O.P.....	United Kingdom		344,068		24,634	8,621 90
	Australia and Tasmania..		507		507	177 45
	B. Strait Settlements..		17		17	5 95
	Hong Kong.		2,034		2,034	711 90
	New Zealand.....		5		5	1 75
	Aust.-Hungary..		8,875		8,875	3,106 25
	Belgium.....		23,528		23,534	8,236 90
	China		348		348	121 80
	France		64,423		64,485	22,569 75
	Germany		82,801		83,163	29,107 05
	Holland		410		410	143 50
	Italy.....		1,208		1,208	422 80
	Japan		10,887		10,879	3,807 65
	Mexico		2		2	0 70
	Norway		541		541	189 35
	Sweden.....		332		332	116 20
	Switzerland....		107		107	37 45
	Turkey in Asia..		151		151	52 85
	United States....		1,284,467		1,281,982	448,693 70
	Total.....		1,824,711		1,503,214	526,124 90
Patterns, boot and shoe, manufactures of paper.....	United States....		23,051		23,051	3,457 65
Printing paper (for newspapers) in sheets or rolls, valued at not more than 2½c. per pound		Lbs.		Lbs.		
	United Kingdom	500	25			
	United States....	7,202,753	146,233	7,202,753	146,233	21,934 95
	Total.....	7,203,253	146,258	7,202,753	146,233	21,934 95
Printing paper, N.O.P.....	United Kingdom	4,947,326	264,030	71,637	3,747	936 75
	Belgium.....	26,473	845	26,473	845	211 25
	France.....	200	17	200	17	4 25
	Germany	14,804	899	14,804	899	224 75
	Holland.....	7,033	511	7,033	511	127 75
	Italy	1,430	131	1,430	131	32 75
	Japan	300	25	300	25	6 25
	Norway	98,720	2,490	98,720	2,490	622 50
	Sweden.....	78,589	2,375	78,589	2,375	593 75
	United States....	5,342,080	343,322	5,362,954	344,313	86,078 25
	Total....	10,516,955	614,645	5,662,140	355,353	88,838 25

SESSIONAL PAPER No. 11

OF IMPORTS—Continued.

HOME CONSUMPTION.

Preferential Tariff.			Treaty Rates.			Total.		
Quantity.	Value.	Duty.	Quantity.	Value.	Duty.	Quantity.	Value.	Duty Collected.
Sq. ft.	\$	\$ cts.	Sq. ft.	\$	\$ cts.	Sq. ft.	\$	\$ cts.
.....	365	45 63	365	45 63
.....	40	8 00
.....	365	45 63	405	53 63
.....	1,196	269 13	1,217	276 48
.....	22	7 70
.....	155	54 25
.....	9,148	3,201 80
.....	1,196	269 13	10,542	3,540 23
.....	318,722	71,713 71	343,356	80,335 61
.....	507	177 45
.....	17	5 95
.....	2,034	711 90
.....	5	1 75
.....	8,875	3,106 25
.....	23,534	8,236 90
.....	348	121 80
.....	64,485	22,569 75
.....	83,163	29,107 05
.....	410	143 50
.....	1,208	422 80
.....	10,879	3,807 65
.....	2	0 70
.....	541	189 35
.....	332	116 20
.....	107	37 45
.....	151	52 85
.....	1,281,982	448,693 70
.....	318,722	71,713 71	1,821,936	597,838 61
.....	23,051	3,457 65
Lbs.			Lbs.			Lbs.		
500	25	2 50	500	25	2 50
.....	7,202,753	146,233	21,934 95
500	25	2 50	7,203,253	146,258	21,937 45
4,886,028	261,019	39,152 85	4,957,665	264,766	40,089 60
.....	26,473	845	211 25
.....	200	17	4 25
.....	14,804	899	224 75
.....	7,033	511	127 75
.....	1,430	131	32 75
.....	300	25	6 25
.....	98,720	2,490	622 50
.....	78,589	2,375	593 75
.....	5,362,954	344,313	86,078 25
4,886,028	261,019	39,152 85	10,548,168	616,372	127,991 10

3 GEORGE V., A. 1913
No. 1.—GENERAL STATEMENT

ARTICLES IMPORTED.	COUNTRIES.	TOTAL IMPORTS.		ENTERED		
		Quantity.	Value.	General Tariff.		
				Quantity.	Value.	Duty.
DUTIABLE GOODS— <i>Con.</i>			\$		\$	\$ cts.
Paper and mfrs. of— <i>Con.</i> Ruled and border and coated papers, boxed papers and papeteries	United Kingdom		87,508		3,884	1,359 40
	Hong Kong.....		17		17	5 95
	Aust.-Hungary..		397		397	138 95
	Belgium.....		42,116		42,116	14,740 60
	China		2		2	0 70
	France		251		251	87 85
	Germany.		12,648		12,648	4,426 80
	Italy.....		89		89	31 15
	Japan		30		30	10 50
	Sweden.		169		169	59 15
	Switzerland.....		576		576	201 60
	United States...		156,367		156,367	54,728 45
	Total.....		300,170		216,546	75,791 10
		Lbs.		Lbs.		
Straw board not pasted or coated.....	United Kingdom	75,020	899	71,987	805	201 25
	Germany.	50,150	646	50,150	646	161 50
	Holland.....	89,900	1,033	89,900	1,033	258 25
	Japan	72,480	722	72,480	722	180 50
	United States...	3,983,236	57,921	3,983,236	57,921	14,480 25
	Total.....	4,270,786	61,221	4,267,753	61,127	15,281 75
Tarred and other building papers, N.O.P.	United Kingdom		4,444		2	0 50
	New Zealand...		279		279	69 75
	Germany		96		96	24 00
	United States...		467,095		466,125	116,531 25
	Total		471,914		466,502	116,625 50
Window blinds of paper of all kinds.....	United States...		194		194	67 90
Wrapping paper	United Kingdom	1,386,664	24,358	1,107,650	15,236	3,809 00
	Hong Kong.....	2,912	72	2,912	72	18 00
	Aust.-Hungary..	242	12	242	12	3 00
	Belgium.....	54,144	2,978	54,144	2,978	744 50
	China	180	7	180	7	1 75
	France.....	5,432	69	1,932	32	8 00
	Germany.	204,475	7,907	204,475	7,907	1,976 75
	Holland	3,500	100	3,500	100	25 00
	Japan	4,569	206	4,569	206	51 50
	Norway	410,421	14,479	410,421	14,479	3,619 75
	Sweden.....	660,631	19,653	660,631	19,653	4,913 25
	Switzerland.....	176,445	6,186	176,445	6,186	1,546 50
	United States...	2,064,006	62,968	2,064,006	62,968	15,742 00
	Total... .	4,973,621	138,995	4,691,107	129,836	32,459 00

SESSIONAL PAPER No. 11
OF IMPORTS—Continued.

FOR HOME CONSUMPTION.

Preferential Tariff.			Treaty Rates.			Total.		
Quantity.	Value.	Duty.	Quantity.	Value.	Duty.	Quantity.	Value.	Duty Collected.
	\$	\$ cts.		\$	\$ cts.		\$	\$ cts.
.....	83,615	18,813 70	87,499	20,173 10
.....	17	5 95
.....	397	138 95
.....	42,116	14,740 60
.....	2	0 70
.....	251	87 85
.....	12,648	4,426 80
.....	89	31 15
.....	30	10 50
.....	169	59 15
.....	576	201 60
.....	156,367	54,728 45
.....	83,615	18,813 70	300,161	94,604 80
Lbs.						Lbs.		
3,033	94	14 10	75 020	899	215 35
.....	50,150	646	161 50
.....	89,900	1,033	258 25
.....	72,480	722	180 50
.....	3,983,236	57,921	14,480 25
3,033	94	14 10	4,270,786	61,221	15,295 85
.....
.....	4,442	666 30	4,444	666 80
.....	279	69 75
.....	96	24 00
.....	466,125	116,531 25
.....	4,442	666 30	470,944	117,291 80
.....
.....	194	67 90
.....
279,014	9,122	1,368 30	1,386,664	24,358	5,177 30
.....	2,912	72	18 00
.....	242	12	3 00
.....	54,144	2,978	744 50
.....	180	7	1 75
.....	1,932	32	8 00
.....	204,475	7,907	1,976 75
.....	3,500	100	25 00
.....	4,569	206	51 50
.....	410,421	14,479	3,619 75
.....	660,631	19,653	4,913 25
.....	176,445	6,186	1,546 50
.....	2,064,006	62,968	15,742 00
279,014	9,122	1,368 30	4,970,121	138,958	33,827 30

3 GEORGE V., A. 1913

No. 1.—GENERAL STATEMENT

ARTICLES IMPORTED.	COUNTRIES.	TOTAL IMPORTS.		ENTERED		
		Quantity.	Value.	General Tariff.		
				Quantity.	Value.	Duty.
DUTIABLE GOODS— <i>Con.</i>			\$		\$	\$ cts.
Paper and infrs. of— <i>Con.</i>						
All kinds, N.O.P..	United Kingdom	516,715	35,718	8,929	50	
	Hong Kong.....	147	147	36	75	
	Aust.-Hungary..	4,269	4,025	1,006	25	
	Belgium.....	45,649	45,739	11,434	75	
	China.....	202	202	50	50	
	Denmark.....	11,183	11,183	2,795	75	
	France.....	13,336	5,849	1,462	25	
	Germany.....	58,377	57,848	14,462	00	
	Holland.....	4,538	4,538	1,134	50	
	Italy.....	1,778	1,778	444	50	
	Japan.....	4,309	4,327	1,081	75	
	Norway.....	42,729	42,928	10,732	00	
	Russia in Europe.....	68	68	17	00	
	Sweden.....	68,264	69,129	17,282	25	
	Switzerland.....	2,478	2,478	619	50	
	United States...	916,445	915,205	228,801	25	
	Total.....	1,690,487	1,201,162	300,290	50	
Pencils, lead	United Kingdom	56,826	22,116	6,081	90	
	Australia and Tasmania.....	667	667	183	42	
	Aust.-Hungary..	3,186	1,360	374	00	
	Belgium.....	5,200	5,200	1,430	00	
	China.....	1	1	28		
	France.....	1,333	389	106	97	
	Germany.....	62,497	62,048	17,063	20	
	Holland.....	78	78	21	45	
	Italy.....	3	3	83		
	Japan.....	41	17	4	68	
	United States...	191,695	191,961	52,790	72	
	Total.....	321,527	283,840	78,057	45	
Pens, penholders and rulers of all kinds.....	United Kingdom	82,420	1,748	480	70	
	Hong Kong.....	41	41	11	28	
	Aust.-Hungary..	365	66	18	15	
	Belgium.....	353	353	97	07	
	China.....	11	11	3	03	
	France.....	356	22	6	05	
	Germany.....	5,263	5,120	1,408	00	
	Japan.....	16	5	1	38	
	United States...	152,457	152,407	41,912	98	
	Total.....	241,282	159,773	43,938	64	
Perfumery, non-alcoholic, viz.—	United Kingdom	39,001	7,096	2,306	20	
	Hong Kong.....	47	47	15	28	
	Aust.-Hungary..	95	95	30	88	
	Belgium.....	106	106	34	45	
	China.....	1	1	33		
	France.....	53,678	53,728	17,461	60	
	Germany.....	7,384	7,283	2,366	97	
	Japan.....	1,236	1,236	401	70	
	United States...	241,570	240,373	78,123	67	
	Total.....	343,118	309,965	100,741	08	
Hair oil, tooth and other powders and washes, pom- tums, pastes and all other perfumed preparations, N. O. P., used for the hair, mouth or skin.....	United Kingdom	39,001	7,096	2,306	20	
	Hong Kong.....	47	47	15	28	
	Aust.-Hungary..	95	95	30	88	
	Belgium.....	106	106	34	45	
	China.....	1	1	33		
	France.....	53,678	53,728	17,461	60	
	Germany.....	7,384	7,283	2,366	97	
	Japan.....	1,236	1,236	401	70	
	United States...	241,570	240,373	78,123	67	
	Total.....	343,118	309,965	100,741	08	

SESSIONAL PAPER No. 11
OF IMPORTS—Continued.

FOR HOME CONSUMPTION.

Preferential Tariff.			Treaty Rates.			Total.		
Quantity.	Value.	Duty.	Quantity.	Value.	Duty.	Quantity.	Value.	Duty Collected.
	\$	\$ cts.		\$	\$ cts		\$	\$ cts.
.....	483,294	72,494 10	519,012	81,423 60
.....	147	36 75
.....	4,025	1,006 25
.....	45,739	11,434 75
.....	202	50 50
.....	11,183	2,795 75
.....	5,849	1,462 25
.....	57,848	14,462 00
.....	4,538	1,134 50
.....	1,778	444 50
.....	4,327	1,081 75
.....	42,928	10,732 00
.....	68	17 00
.....	69,129	17,282 25
.....	2,478	619 50
.....	915,205	228,801 25
.....	483,294	72,494 10	1,684,456	372,784 60
.....	12,895	1,934 25	21,831	5,457 75	56,842	13,473 90
.....	667	183 42
.....	1,826	456 50	3,186	830 50
.....	5,200	1,430 00
.....	1	28
.....	941	235 25	1,330	342 22
.....	62,048	17,063 20
.....	78	21 45
.....	3	83
.....	24	6 00	41	10 68
.....	191,961	52,790 72
.....	12,895	1,934 25	24,622	6,155 50	321,357	86,147 20
.....	80,650	12,097 50	37	9 25	82,435	12,587 45
.....	41	11 28
.....	299	74 75	365	92 90
.....	353	97 07
.....	11	3 03
.....	336	84 00	358	9 05
.....	5,120	1,408 00
.....	11	2 75	16	4 13
.....	152,407	41,912 98
.....	80,650	12,097 50	683	170 75	241,106	56,206 89
.....	32,972	8,243 00	40,068	10,549 20
.....	47	15 28
.....	95	30 88
.....	106	34 45
.....	1	33
.....	53,728	17,461 60
.....	7,283	2,366 97
.....	1,236	401 77
.....	240,373	78,123 60
.....	32,972	8,243 00	342,937	108,984 08

3 GEORGE V., A. 1913

No. 1.—GENERAL STATEMENT

ARTICLES IMPORTED.	COUNTRIES.	TOTAL IMPORTS.		ENTERED		
		Quantity.	Value.	General Tariff.		
				Quantity.	Value.	Duty.
			\$		\$	\$ cts.
Photographic dry plates.	United Kingdom		36,711		383	114 90
	France.....		581		581	174 30
	Germany.....		24		24	7 20
	United States....		17,937		17,937	5,381 10
	Total		55,253		18,925	5,677 50
Picture and photograph frames of any material.....	United Kingdom		26,965		3,190	958 80
	Hong Kong.		94		94	28 20
	Aust.-Hungary..		224		181	54 30
	Belgium.....		10		10	3 00
	France.....		3,927		689	206 70
	Germany.		4,254		4,254	1,276 20
	Holland		118		114	34 20
	Italy.....		97		309	92 70
	Japan.....		1,332		130	39 00
	Norway.....		20		20	6 00
	Switzerland....		65		65	19 50
	United States....		96,983		97,100	29,130 00
	Total		134,089		106,162	31,848 60
Pickles, in bottles, jars or similar vessels.....		Galls.		Galls.		
	United Kingdom	310,491	274,946	1,283	1,575	551 25
	B. India.....	1	2	1	2	70
	B. W. Indies....			59	53	18 55
	Hong Kong.....	236	80	236	80	28 00
	China	146	88	147	89	31 15
	France.....	1,755	1,712	54	70	24 50
	Germany.	56	43	56	43	15 05
	Italy.....			240	227	79 45
	United States....	17,402	18,342	17,535	18,800	6,580 00
	Total	330,087	295,213	19,611	20,939	7,328 65
Pickles, in bulk.	United Kingdom	10,372	6,971			
	Hong Kong...	1,274	128	1,274	128	44 80
	China	73	20	73	20	7 00
	Holland	250	104	250	104	36 40
	Italy.....	300	303			
	Japan.....	6,777	1,314	4,103	601	210 35
	United States....	95,795	17,458	95,835	17,522	6,132 70
	Total.....	114,841	26,298	101,535	18,375	6,431 25
Pickles, olives, in brine, not bottled.....	United Kingdom					
	Hong Kong.....	130	26	130	26	7 80
	China	12	5	12	5	1 50
	France	384	109	549	251	75 30
	Greece.....	5,708	3,499	5,065	3,221	966 30
	Italy.....	1,216	777	865	477	143 10
	Spain.....	15,366	9,446	7,451	5,287	1,586 10
	Turkey in Asia..	4,214	1,734	4,214	1,806	541 80
	Turkey in Europe	90	82	90	82	24 60
	United States....	51,630	23,117	47,913	23,057	6,917 10
	Total ..	78,750	38 795	66,289	34,212	10,263 60

SESSIONAL PAPER No. 11
OF IMPORTS—Continued.

FOR HOME CONSUMPTION.

Preferential Tariff.			Treaty Rates.			Total		
Quantity.	Value.	Duty.	Quantity.	Value.	Duty.	Quantity.	Value.	Duty Collected.
	\$	\$ cts.		\$	\$	\$ cts.	\$	\$ cts.
.....	36,046	7,209 20	36,429	7,324 10
.....	581	174 30
.....	24	7 20
.....	17,937	5,381 10
.....	36,046	7,209 20	54,971	12,886 70
.....	23,600	4,720 00	133	36 57	26,929	5,715 37
.....	43	11 83	94	28 20
.....	3,332	916 31	224	66 13
.....	4	1 10	10	3 00
.....	1,202	330 55	4,021	1,123 01
.....	4,254	1,276 20
.....	118	35 30
.....	309	92 70
.....	1,332	369 55
.....	20	6 00
.....	65	19 50
.....	97,100	29,130 00
.....	23,600	4,720 00	4,714	1,296 36	134,476	37,864 96
Galls. 310,338	274,865	68,716 25	Galls. 375	585	190 12	Galls. 311,996	277,025	69,457 62
.....	1	2
.....	59	53
.....	236	80
.....	147	89
.....	2,149	2,258	733 91	2,203	2,328	758 41
.....	56	43	15 05
.....	240	227	79 45
.....	17,535	18,800	6,580 00
310,338	274,865	68,716 25	2,524	2,843	924 03	332,473	298,647	76,968 93
9,060	5,949	1,487 25	180	84	27 30	9,240	6,033	1,514 55
.....	1,274	128	44 80
.....	73	20	7 00
.....	250	104	36 40
.....	2,629	705	229 09	6,732	1,306	439 44
.....	95,835	17,522	6,132 70
9,060	5,949	1,487 25	2,809	789	256 39	113,404	25,113	8,174 89
1,400	748	149 60	1,400	748	149 60
.....	130	26	7 80
.....	12	5	1 50
.....	549	251	75 30
.....	5,065	3,221	966 30
.....	865	477	143 10
.....	7,451	5,287	1,586 10
.....	4,214	1,806	541 80
.....	90	82	24 60
.....	47,913	23,057	6,917 10
1,400	748	149 60	67,689	34,960	10,413 20

3 GEORGE V., A. 1913

No. 1.—GENERAL STATEMENT

ARTICLES IMPORTED.	COUNTRIES.	TOTAL IMPORTS.		ENTERED		
		Quantity.	Value.	General Tariff.		
				Quantity.	Value.	Duty.
DUTIABLE GOODS— <i>Con.</i>		Galls.	\$	Galls.	\$	\$ cts.
Olives in bottles by manufacturers for the manufacture of pickles	Spain	14,978	7,076	12,822	6,453	1,290 60
	United States...	1,164	981	1,164	981	196 20
	Total	16,142	8,057	13,986	7,434	1,486 80
Plants and trees, viz.:— Apple trees.		No.		No.		
	United Kingdom	3,590	532	76	11	2 28
	United States...	342,417	32,667	342,417	32,667	10,272 51
	Total	346,007	33,199	342,493	32,678	10,274 79
Cherry trees	United States...	73,746	10,264	73,746	10,264	2,212 38
Currant bushes	United Kingdom	15,050	380			
	Holland	10	5			
	United States...	123,679	4,978	123,679	4,978	995 60
	Total	138,739	5,363	123,679	4,978	995 60
Florist stock, viz.: palms, ferns, rubber plants (ficus), gladiolus, cannas, dahlias paeonies	United Kingdom		2,078		1,178	294 50
	Hong Kong		7		7	1 75
	Belgium		5,968		5,284	1,321 00
	Denmark		156		156	39 00
	France		618		179	44 75
	Germany		482		482	120 50
	Holland		2,508		2,393	598 25
	Japan		406		380	95 00
	United States...		15,584		15,584	3,896 00
	Total		27,807		25,643	6,410 75
Gooseberry bushes.. .	United Kingdom	50,522	1,736	17,325	590	118 00
	United States...	43,644	2,512	43,644	2,512	502 40
	Total	94,166	4,248	60,969	3,102	620 40
Grape vines	United Kingdom	411	160			
	United States...	28,633	587	28,633	587	117 40
	Total ...	29,044	747	28,633	587	117 40
Peach trees and June buds..	Japan	10	1	10	1	0 30
	United States...	133,703	10,669	133,703	10,669	4,011 09
	Total.. .	133,713	10,670	133,713	10,670	4,011 39
Pear trees	United States...	27,820	4,900	27,820	4,900	834 60

SESSIONAL PAPER No. 11

OF IMPORTS—Continued.

FOR HOME CONSUMPTION.

Preferential Tariff.			Treaty Rates.			Total.		
Quantity.	Value.	Duty.	Quantity.	Value.	Duty.	Quantity.	Value.	Duty Collected.
Galls.	\$	\$ cts.		\$	\$ cts.	Galls.	\$	\$ cts.
.....	12,822	6,453	1,290 60
.....	1,164	981	196 20
.....	13,986	7,434	1,486 80
No.			No.			No.		
3,514	521	70 28	3,590	532	72 56
.....	342,417	32,667	10,272 51
3,514	521	70 28	346,007	33,199	10,345 07
.....	73,746	10,264	2,212 38
15,050	380	47 51	15,050	380	47 51
.....	10	5	0 88	10	5	0 88
.....	123,679	4,978	995 60
15,050	380	47 51	10	5	0 88	138,739	5,363	1,043 99
.....
.....	900	135 00	2,078	429 50
.....	7	1 75
.....	684	153 90	5,968	1,474 90
.....	156	39 00
.....	439	98 77	618	143 52
.....	482	120 50
.....	115	25 91	2,508	624 16
.....	26	5 85	406	100 85
.....	15,584	3,896 00
.....	900	135 00	1,264	284 43	27,807	6,830 18
33,197	1,146	143 28	50,522	1,736	261 28
.....	43,644	2,512	502 40
33,197	1,146	143 28	94,166	4,248	763 68
411	160	20 01	411	160	20 01
.....	28,633	587	117 40
411	160	20 01	29,044	747	137 41
.....
.....	10	1	0 30
.....	133,703	10,669	4,011 09
.....	133,713	10,670	4,011 39
.....
.....	27,820	4,900	834 60

3 GEORGE V., A. 1913

No. 1.—GENERAL STATEMENT

ARTICLES IMPORTED.	COUNTRIES.	TOTAL IMPORTS.		ENTERED		
		Quantity.	Value.	General Tariff.		
				Quantity.	Value.	Duty.
		No.	\$	No.	\$	\$ cts.
DUTIABLE GOODS— <i>Con.</i>						
Plants and trees— <i>Con.</i>						
Plum trees.....	United Kingdom	148	35	100	10	3 00
	United States...	34,952	4,094	34,952	4,094	1,048 56
	Total.....	35,100	4,129	35,052	4,104	1,051 56
Raspberry bushes.....	United States...	99,997	1,723	99,997	1,723	344 60
Rose bushes	United Kingdom	13,361	1,807	2,682	369	73 80
	France....	2,663	285	1,769	246	49 20
	Germany.....	1,068	120	1,068	120	24 00
	Holland.....	27,643	1,556	27,143	1,477	295 40
	Switzerland	7,500	450	7,500	450	90 00
	United States...	33,302	2,964	33,302	2,964	592 80
	Total	85,537	7,182	73,464	5,626	1,125 20
Quince trees.....	Japan.....	20	2	20	2	0 60
	United States...	1,359	193	1,359	193	40 77
	Total.....	1,379	195	1,379	195	41 37
Fruit plants, N.O.P.....	United Kingdom	100	18			
	Holland.....	1,500	291	1,500	291	58 20
	United States...	52,314	1,027	52,314	1,027	295 40
	Total.....	53,914	1,336	53,814	1,318	263 60
Trees, plants and shrubs known as nursery stock, N.O.P	United Kingdom		5,723		2,439	437 80
	Belgium		3,392		3,098	619 60
	France		5,233		4,312	862 40
	Germany		402		402	80 40
	Holland.....		14,873		14,065	2,813 00
	Japan.....		464		350	70 00
	United States...		54,113		54,113	10,822 60
	Total ...		84,200		78,779	15,755 80
Plaster of Paris, or gypsum, ground not calcined.....		Brls.		Brls.		
	United Kingdom	1,119	1,798			
	United States...	5,432	2,141	5,432	2,141	321 15
	Total.....	6,551	3,939	5,432	2,141	321 15
Plaster of Paris, or gypsum, calcined and prepared wall plaster.....		Cwt.		Cwt.		
	United Kingdom	584	368			
	United States...	607,447	205,308	607,447	205,308	75,931 25
	Total	608,031	205,676	607,447	205,308	75,931 2

SESSIONAL PAPER No. 11
OF IMPORTS—*Continued.*

FOR HOME CONSUMPTION.

Preferential Tariff.			Treaty Tariff.			Total.		
Quantity.	Value.	Duty.	Quantity.	Value.	Duty.	Quantity.	Value.	Duty Collected.
No.	\$	\$ cts.	No.	\$	\$ cts.	No.	\$	\$ cts.
48	25	0 96	148	35	3 96
.....	34,952	4,094	1,048 56
48	25	0 96	35,100	4,129	1,052 52
.....	99,997	1,723	344 60
10,482	1,414	176 78	200	24	4 20	13,364	1,807	254 78
.....	894	39	6 83	2,663	285	56 03
.....	1,068	120	24 00
.....	500	79	13 83	27,643	1,556	309 23
.....	7,500	450	90 00
.....	33,302	2,964	592 80
10,482	1,414	176 78	1,594	142	24 86	85,540	7,182	1,326 84
.....	20	2	0 60
.....	1,359	193	40 77
.....	1,379	195	41 37
100	18	2 25	100	18	2 25
.....	1,500	291	58 20
.....	52,314	1,027	205 40
100	18	2 25	53,914	1,336	265 85
.....	2,874	359 35	299	52 32	5,612	899 47
.....	294	51 45	3,392	671 05
.....	921	161 22	5,233	1,023 62
.....	402	80 40
.....	808	141 40	14,873	2,954 40
.....	114	19 95	464	89 95
.....	54,113	10,822 60
.....	2,874	359 35	2,436	426 34	84,089	16,541 49
Brls.			Brls.			Brls.		
1,119	1,798	179 80	1,119	1,798	179 80
.....	5,432	2,141	321 15
1,119	1,798	179 80	6,551	3,939	500 95
Cwt.			Cwt.			Cwt.		
584	368	46 72	584	368	46 72
.....	607,447	205,308	75,931 25
584	368	46 72	608,031	205,676	75,977 97

3 GEORGE V., A. 1913
No. 1.—GENERAL STATEMENT

ARTICLES IMPORTED.	COUNTRIES.	TOTAL IMPORTS.		ENTERED		
		Quantity.	Value.	General Tariff.		
				Quantity.	Value.	Duty.
DUTIABLE GOODS— <i>Con.</i>			\$		\$	\$ cts.
Plates engraved on wood, steel or other metal and transfers taken from the same; engravers' plates, of steel or other metal, polished, for engraving thereon	United Kingdom	5,951	70	14	00	
	France	6	6	1	20	
	Germany	16	16	3	20	
	United States	56,208	56,208	11,241	60	
	Total	62,181	56,300	11,260	00	
Pocket books, portfolios, purses, reticules, satchels, card cases, fly-books and musical instrument cases	United Kingdom	74,086	20,124	7,043	40	
	Hong Kong	52	52	18	20	
	Malta	16	16	5	60	
	Aust.-Hungary	6,248	1,210	423	50	
	Belgium	2,461	2,461	861	35	
	France	20,444	1,993	697	55	
	Germany	64,372	64,420	22,547	00	
	Holland	42	42	14	70	
	Italy	147	147	51	45	
	Japan	1,618	337	117	95	
	Spain	273	31	10	85	
	Switzerland	30	12	4	20	
	United States	404,690	404,656	141,629	60	
	Total	574,479	495,501	173,425	35	
Polish or composition, knife and other, N.O.P.	United Kingdom	46,297	801	220	27	
	France	117	117	32	17	
	Germany	1,903	1,753	482	07	
	United States	87,706	87,212	23,984	44	
	Total	136,023	89,883	24,718	95	
Pomades, French or flour odours, &c., imported in tins of not less than ten pounds each	France	2,250	3,298			
	United States	476	823	476	823	123 45
	Total	2,726	4,121	476	823	123 45
Pomades, French or flour odours, all other	United Kingdom	55	31			
	United States	75	36	75	36	12 60
	Total	130	70	75	36	12 60

SESSIONAL PAPER No. 11
OF IMPORTS—Continued.

FOR HOME CONSUMPTION.

Preferential Tariff.			Treaty Rates.			Total.		
Quantity.	Value.	Duty.	Quantity.	Value.	Duty.	Quantity.	Value.	Duty Collected.
	5,881	882 15					5,951	896 15
							6	1 20
							16	3 20
							56,208	11,241 60
	5,881	882 15					62,181	12,142 15
	46,224	10,400 93		7,783	2,334 90		74,131	19,779 23
							52	18 20
							16	5 60
				5,038	1,511 40		6,248	1,934 90
							2,461	861 35
				18,451	5,535 30		20,444	6,232 85
							64,420	22,547 00
							42	14 70
							147	51 45
				1,281	384 30		1,618	502 25
				242	72 60		273	83 45
				18	5 40		30	9 60
							404,656	141,629 60
	46,224	10,400 93		32,813	9,843 90		574,538	193,670 18
	45,214	6,782 10					46,015	7,002 37
							117	32 17
							1,753	482 07
							87,212	23,984 44
	45,214	6,782 10					135,097	31,501 05
Lbs.			Lbs.			Lbs.		
			2,250	3,298	412 26	2,250	3,298	412 26
						476	823	123 45
			2,250	3,298	412 26	2,726	4,121	535 71
55	34	8 50				55	34	8 50
						75	36	12 60
55	34	8 50				130	70	21 10

3 GEORGE V., A. 1913

No. 1.—GENERAL STATEMENT

ARTICLES IMPORTED.	COUNTRIES.	TOTAL IMPORTS.		ENTERED		
		Quantity.	Value.	General Tariff.		
				Quantity.	Value.	Duty.
DUTTABLE GOODS— <i>Con.</i>			\$		\$	\$ cts.
Post office parcels and packages	United Kingdom	368,613	16,091	4,842 08
	Aust.-Hungary..	4	4	1 47
	Belgium.....	3	3	0 89
	Egypt & Soudan	8	8	8 00
	France.....	1,480	9	1 58
	Germany.....	523	523	164 82
	Italy	10	10	3 51
	Japan.....	3	3	1 05
	Portugal..	11	11	2 91
	Switzerland....	131	131	34 31
	United States...	761,757	761,757	199,003 95
	Total.....	1,132,543	778,550	204,064 57
	United Kingdom	158,596	11,614	1,161 40
Precious stones and imitations thereof not mounted or set, and pearls and imitations thereof, pierced, split, strung or not, but not set or mounted	Australia and Tasmania	457	457	45 70
	B. India.....	1,386	1,386	138 60
	Aust.-Hungary..	8,560	8,560	856 00
	Belgium.....	94	94	9 40
	France.....	92,524	92,532	9,253 20
	Germany.....	30,529	30,529	3,052 90
	Italy.....	1,028	1,028	102 80
	Japan.....	1,256	1,256	125 60
	Switzerland....	2,495	2,495	249 50
	Turkey in Asia	27	27	2 70
	United States...	64,661	64,661	6,466 10
	Total.....	361,613	214,639	21,463 90
Provisions, not otherwise specified— Butter	United Kingdom	Lbs. 811,550	225,246	Lbs. 37,182	10,592	1,487 28
	Australia and Tasmania....	104,440	22,306	101,640	21,642	4,065 60
	New Zealand....	2,121,862	561,623	158,928	42,501	6,357 12
	Denmark.....	1,120	282	1,120	282	44 80
	Norway.....	1,500	225	1,500	225	60 00
	Turkey in Asia .	165	38	165	38	6 60
	United States...	946,695	228,418	929,318	223,841	37,172 72
	Total	3,987,332	1,038,138	1,229,853	299,121	49,194 12
Cheese	United Kingdom	93,405	21,040	28,769	5,978	863 07
	Aust.-Hungary .	4,767	617	4,767	617	143 01
	Belgium.....	8,064	1,254	5,784	943	173 52
	France.....	102,087	22,196	80,291	17,849	2,408 73
	Germany.	4,159	1,032	2,139	527	64 17
	Holland	20,681	3,279	20,568	3,529	617 04
	Italy.....	446,964	85,556	367,154	71,310	11,014 62
	Norway.....	6,468	986	4,817	705	144 51
	Sweden.....	14,972	5,767	5,975	1,895	179 25
	Switzerland. . .	210,653	40,041	103,746	19,652	3,112 38
	Turkey in Europe.	3,201	264	3,201	264	96 03
	United States...	1,510,796	233,446	262,352	47,616	7,870 56
	Total	2,426,217	415,478	889,563	170,885	26,686 89

SESSIONAL PAPER No. 11
OF IMPORTS—Continued.

FOR HOME CONSUMPTION.

Preferential Tariff.			Treaty Rates.			Total.		
Quantity.	Value.	Duty.	Quantity.	Value.	Duty.	Quantity.	Value.	Duty.
	\$	\$ cts.		\$	\$ cts.		\$	\$ cts.
.....	352,522	87,321 02	368,613	92,163 10
.....	4	1 47
.....	3	0 89
.....	8	8 00
.....	1,471	448 99	1,480	450 57
.....	523	164 82
.....	10	3 51
.....	3	1 05
.....	11	2 91
.....	131	34 31
.....	761,757	199,003 95
.....	352,522	87,321 02	1,471	448 99	1,132,543	291,834 58
.....	146,982	11,023 68	158,596	12,185 08
.....	457	45 70
.....	1,386	138 60
.....	8,560	856 00
.....	94	9 40
.....	92,532	9,253 20
.....	30,529	3,052 90
.....	1,028	102 80
.....	1,256	125 60
.....	2,495	249 50
.....	27	2 70
.....	64,661	6,466 10
.....	146,982	11,023 68	361,621	32,487 58
Lbs. 663,718	190,627	19,911 54	Lbs.	Lbs. 700,900	201,219	21,398 82
.....	101,640	21,642
1,981,016	526,670	59,430 48	2,139,944	569,171	4,065 60
.....	1,120	65,787 60
.....	282	44 80
.....	1,500	60 00
.....	165	6 60
.....	38	37,172 72
.....	929,318	223,841
2,644,734	717,297	79,342 02	3,874,587	1,016,418	128,536 14
.....
29,626	7,926	592 52	58,395	13,904	1,455 59
.....	4,767	617	143 01
.....	5,784	943	173 52
.....	80,291	17,849	2,408 73
.....	2,139	527	64 17
.....	20,568	3,529	617 04
.....	367,154	71,310	11,014 62
.....	4,817	705	144 51
.....	5,975	1,895	179 25
.....	103,746	19,652	3,112 38
.....
.....	3,201	264	96 03
.....	262,352	47,616	7,870 56
29,626	7,926	592 52	919,189	178,811	27,279 41

3 GEORGE V., A. 1913

No. 1.—GENERAL STATEMENT

ARTICLES IMPORTED.	COUNTRIES.	TOTAL IMPORTS.		ENTERED		
		Quantity.	Value.	General Tariff.		
				Quantity	Value.	Duty.
		Lbs.	\$	Lbs.	\$	\$ cts.
DUTIABLE GOODS— <i>Con.</i>						
Provisions— <i>Con.</i>						
Lard	United Kingdom	35,467	3,274	5,730	730	114 60
	United States...	7,925,073	755,084	7,904,679	753,392	158,093 58
	Total	7,960,540	758,358	7,910,409	754,122	158,208 18
Lard compound and similar substances, cottolene and animal stearine of all kinds, N.O.P.	United Kingdom	103,932	9,831	8,619	942	172 38
	Australia and Tasmania.	4,638	202	4,638	202	92 76
	France.....	990	109	990	109	19 80
	Holland ..	3,300	309	3,300	309	66 00
	Turkey in Europe.....	2,200	123	2,200	123	44 00
	United States...	1,091,573	90,479	1,064,619	91,114	21,292 38
	Total	1,206,633	101,053	1,084,366	92,799	21,687 32
Meats, viz :—						
Bacon and hams, shoulders and sides	United Kingdom	11,576	1,891	1,582	289	31 64
	Australia and Tasmania.....	7,147	942	7,147	942	142 94
	Hong Kong.....	4,327	307	4,327	307	86 54
	China	412	32	412	32	8 24
	Japan.....	57	5	57	5	1 14
	United States...	11,233,165	1,473,060	11,223,961	1,473,296	224,479 22
	Total	11,256,684	1,476,237	11,237,486	1,474,871	224,749 72
Beef, salted, in barrels	United Kingdom	22,040	1,790	22,040	1,790	440 80
	Newfoundland and Labrador.	500	45	500	45	10 00
	Norway.....	2,400	144	2,400	144	48 00
	United States...	3,049,744	171,921	1,952,009	113,096	39,040 18
	Total	3,074,684	173,900	1,976,949	115,075	39,538 98
Canned meats and canned poultry and game.	United Kingdom	1,129,093	152,529	245,833	27,054	7,439 85
	Australia and Tasmania	401,644	35,641	20,638	2,286	628 65
	Hong Kong.....	7,395	390	7,395	390	107 25
	Newfoundland and Labrador.	180	14	180	14	3 85
	New Zealand....	2,996	352	1,580	141	38 78
	Argentina	65,500	11,166	13,900	2,002	550 55
	Belgium.....	100	30	100	30	8 25
	China	2,848	217	2,848	217	59 68
	Denmark.....	150	20	150	20	5 50
	France.	36,834	7,847	2,089	390	107 25
	Germany	8,994	1,392	2,384	509	139 98
	Italy	1,260	263	610	129	35 48
	Japan	5,532	488	596	49	13 48
	Norway	325	64	300	48	13 20
	Switzerland....					
	United States...	534,911	91,861	504,605	88,046	24,213 04
	Total	2,197,762	302,274	803,208	121,325	33,364 79

SESSIONAL PAPER No. 11
OF IMPORTS—Continued.

FOR HOME CONSUMPTION.

Preferential Tariff.			Treaty Rates.			Total.		
Quantity.	Value.	Duty.	Quantity.	Value.	Duty.	Quantity.	Value.	Duty Collected.
Lbs.	\$	\$ cts.	Lbs.	\$	\$ cts.	Lbs.	\$	\$ cts.
29,737	2,544	446 06	35,467	3,274	560 66
.....	7,904,679	753,392	158,093 58
29,737	2,544	446 06	7,940,146	756,666	158,654 24
94,837	8,792	1,422 56	103,456	9,734	1,594 94
.....	4,638	202	92 76
.....	990	109	19 80
.....	3,300	309	66 00
.....	2,200	123	44 00
.....	1,064,619	91,114	21,292 38
94,837	8,792	1,422 56	1,179,203	101,591	23,109 88
9,994	1,602	149 89	11,576	1,891	181 53
.....	7,147	942	142 94
.....	4,327	307	86 54
.....	412	32	8 24
.....	57	5	1 14
.....	11,223,961	1,473,296	224,479 22
9,994	1,602	149 89	11,247,480	1,476,473	224,899 61
.....	22,040	1,790	440 80
.....	560	45	10 00
.....	2,400	144	48 00
.....	1,952,009	113,696	39,040 18
.....	1,976,949	115,075	39,538 98
258,453	47,656	8,339 73	563,333	72,735	18,183 75	1,067,619	147,445	33,963 33
.....	300,817	31,547	7,886 75	321,455	33,833	8,515 40
.....	7,395	390	107 25
.....	180	14	3 85
1,416	211	36 93	2,996	352	75 71
.....	51,600	9,164	2,291 00	65,500	11,166	2,841 55
.....	100	30	8 25
.....	2,848	217	59 68
.....	150	20	5 50
.....	33,649	7,381	1,845 25	35,738	7,771	1,952 50
.....	2,384	509	139 98
.....	610	129	35 43
.....	4,936	439	109 75	5,532	488	123 23
.....	25	16	4 00	325	64	17 20
.....	6,550	1,109	277 25	6,550	1,109	277 25
.....	504,605	83,046	24,213 04
259,869	47,867	8,376 66	960,910	122,391	30,597 75	2,023,987	291,533	72,339 20

3 GEORGE V., A. 1913

No. 1.—GENERAL STATEMENT

ARTICLES IMPORTED.	COUNTRIES.	TOTAL IMPORTS.		ENTERED		
		Quantity.	Value.	General Tariff.		
				Quantity.	Value.	Duty.
DUTIABLE GOODS— <i>Con.</i>			\$		\$	\$ cts.
Provisions— <i>Con.</i>						
Meats— <i>Con.</i>						
Extracts of meats and fluid beef, not medicated, and soups of all kinds...	United Kingdom	133,722			3,421	940 77
	Australia and Tasmania	158			93	25 58
	B. India	139			139	38 23
	Hong Kong	22			22	6 05
	Argentina	2,336				
	Belgium	361			231	63 53
	China	2			2	0 55
	France	696			253	69 58
	Germany	6,170			5,172	1,422 30
	Italy				25	6 88
	Japan	9				
	Spain				90	24 75
	Switzerland	20,248				
	Turkey in Asia	6			6	1 65
	United States	134,341			132,859	36,536 87
	Total	298,210			142,313	39,136 74
Mutton and lamb, fresh...		Lbs.		Lbs.		
	Australia and Tasmania	2,372,882	149,607	2,282,664	155,298	68,479 92
	New Zealand	2,249	195	1,906	174	57 18
	United States	1,666,132	144,155	1,665,892	144,128	49,976 76
	Total	4,041,263	293,957	3,950,462	299,600	118,513 86
Pork, barrelled, in brine...	United Kingdom	60,172	5,440	60,172	5,440	1,203 44
	Hong Kong	4,796	299	4,796	299	95 92
	Newfoundland and Labrador	900	90	900	90	18 00
	China	70	3	70	3	1 40
	Norway	250	25	250	25	5 00
	United States	6,376,650	493,220	6,124,099	479,703	122,481 98
	Total	6,442,838	499,077	6,190,287	485,560	123,805 74
Poultry and game, N.O.P.	United Kingdom		7,545		1,565	313 00
	Australia and Tasmania		7,164		7,164	1,432 80
	Hong Kong		2,959		2,959	591 80
	Newfoundland and Labrador		12		12	2 40
	New Zealand		213			
	China		383		383	76 60
	Egypt and Sou- dan		140		140	28 00
	Persia		73		73	14 60
	United States		195,525		193,832	38,766 40
	Total		214,014		206,128	41,225 60

SESSIONAL PAPER No. 8
OF IMPORTS—Continued.

FOR HOME CONSUMPTION.

Peferential Tariff.			Treaty Rates.			Total.		
Quantity.	Value.	Duty.	Quantity.	Value.	Duty.	Quantity.	Value.	Duty Collected.
	\$	\$ cts.		\$	\$ cts.		\$	\$ cts.
.....	129,840	22,722 07	942	235 50	134,203	23,898 34
.....			93	25 58
.....			139	38 23
.....			22	6 05
.....			2,336	584 00	2,336	584 00
.....			104	26 00	335	89 53
.....			2	0 55
.....			433	108 25	686	177 83
.....			5,172	1,422 30
.....			25	6 88
.....			9	2 25	9	2 25
.....			8	2 00	98	26 75
.....			15,089	3,772 25	15,089	3,772 25
.....			6	1 65
.....			132,859	36,536 87
.....	129,840	22,722 07	18,921	4,730 25	291,074	66,589 06
Lbs.			Lbs.			Lbs.		
.....			2,282,664	155,298
.....	343	21	2,249	195
.....			1,665,892	144,128
.....				
.....	343	21	3,950,805	299,621
.....				
.....			60,172	5,440
.....			4,796	299
.....				
.....			900	90
.....			70	3
.....			250	25
.....			6,124,099	479,703
.....				
.....			6,190,287	485,560
.....				
.....	6,298	787 33	7,863	1,100 33
.....				
.....			7,164	1,432 80
.....			2,959	591 80
.....				
.....			12	2 40
.....	213	26 63	213	26 63
.....			383	76 60
.....				
.....			140	28 00
.....			73	14 60
.....			193,832	38,766 40
.....				
.....	6,511	813 96	212,639	42,039 56

3 GEORGE V., A. 1913
No. 1.—GENERAL STATEMENT

ARTICLES IMPORTED.	COUNTRIES.	TOTAL IMPORTS.		ENTERED		
		Quantity.	Value.	General Tariff.		
				Quantity.	Value.	Duty.
		Lbs.	\$	Lbs.	\$	\$ cts
DUTIABLE GOODS— <i>Con.</i>						
Provisions— <i>Con.</i>						
Meats— <i>Con.</i>						
Dried or smoked meats, and meats preserved in any other way than salted or pickled, N.O.P....	United Kingdom	8,641	1,310	5,482	626	109 64
	Hong Kong.....	129,766	8,759	129,766	8,759	2,595 32
	China.....	12,168	888	12,168	888	243 36
	France.....	526	122	306	37	6 12
	Italy.....	1,283	353	1,283	353	25 66
	Japan.....	110	6	110	6	2 20
	United States...	1,267,967	181,767	1,274,461	184,344	25,489 22
	Total.....	1,420,461	193,205	1,423,576	195,013	28,471 52
Other meats, fresh.....	United Kingdom	7,902	872	7,247	731	217 41
	Australia and Tasmania....	164,432	13,902	171,832	14,459	5,154 96
	New Zealand....	4,207	363			
	United States...	2,162,711	235,808	2,086,031	229,216	62,580 93
	Total.....	2,339,252	250,945	2,265,110	244,406	67,953 30
Other meats, salted, N.O.P.	United Kingdom	8,805	942	1,540	135	30 80
	Hong Kong. ...	18,792	1,406	18,792	1,406	375 84
	Newfoundland and Labrador.	700	73	700	73	14 00
	China.....	3,269	300	3,269	300	65 38
	France.....	90	16	90	16	1 80
	Italy.....	1,693	490	1,693	490	33 86
	Norway.....	60	11	60	11	1 20
	Turkey in Asia..	11	1	11	1	0 22
	United States...	637,364	80,675	637,658	81,193	12,753 16
	Total	670,784	83,914	663,813	83,625	13,276 26
Pulleys, belt, of all kinds for power transmission.....	United Kingdom		2,515		463	127 33
	United States...		46,314		46,314	12,736 75
	Total		48,829		46,777	12,864 08
Regalia and badges..	United Kingdom		18,535		1,515	530 25
	France.....		2		2	0 70
	Germany..		224		224	78 40
	Japan.....		5		5	1 75
	United States...		31,766		31,766	11,118 10
	Total		50,532		33,512	11,729 20

SESSIONAL PAPER No. 11
OF IMPORTS—Continued.

FOR HOME CONSUMPTION.

Preferential Tariff.			Treaty Rates.			Total.		
Quantity.	Value.	Duty.	Quantity.	Value.	Duty.	Quantity.	Value.	Duty Collected.
Lbs.	\$	\$ cts.		\$	\$ cts.	Lbs.	\$	\$ cts.
3,159	684	47 40	8,641	1,310	157 04
.....	129,766	8,759	2,595 32
.....	12,168	888	243 36
.....	306	37	6 12
.....	1,283	353	25 66
.....	110	6	2 20
.....	1,274,461	184,344	25,489 22
3,159	684	47 40	1,426,735	195,697	28,518 92
.....
655	141	13 10	7,902	872	230 51
.....	171,832	14,459	5,154 96
4,207	363	84 14	4,207	363	84 14
.....	2,086,031	229,216	62,580 93
4,862	504	97 24	2,269,972	244,910	68,050 54
.....
7,265	807	108 98	8,805	942	139 78
.....	18,792	1,406	375 84
.....	700	73	14 00
.....	3,269	300	65 38
.....	90	16	1 80
.....	1,693	490	33 86
.....	60	11	1 20
.....	11	1	0 22
.....	637,658	81,193	12,753 16
7,265	807	108 98	671,078	84,432	13,385 24
.....
.....	2,052	307 80	2,515	435 13
.....	46,314	12,736 75
.....	2,052	307 80	48,829	13,171 88
.....
.....	17,020	3,829 76	18,535	4,360 01
.....	2	0 70
.....	224	78 40
.....	5	1 75
.....	31,766	11,118 10
.....	17,020	3,829 76	50,532	15,558 96

3 GEORGE V., A. 1913
No. 1.—GENERAL STATEMENT

ARTICLES IMPORTED.	COUNTRIES.	TOTAL IMPORTS.		ENTERED		
		Quantity.	Value.	General Tariff.		
				Quantity.	Value.	Duty.
DUTYABLE GOODS— <i>Con.</i>			\$		\$	\$ cts.
Ribbons of all kinds and materials	United Kingdom	460,633	33,043	11,565	05	
	Hong Kong	35	35	12	25	
	Aust.-Hungary	3,490	131	45	85	
	Belgium	397	283	99	05	
	France	353,712	4,868	1,703	80	
	Germany	29,706	29,706	10,397	10	
	Italy	1,574	19	6	65	
	Japan	14	14	4	90	
	Switzerland	401,578	1,850	647	50	
	United States	137,396	137,399	48,089	65	
	Total	1,388,535	207,348	72,571	80	
Sails for boats and ships	United Kingdom	2,194	260	65	00	
	United States	2,455	2,415	603	75	
	Total	4,649	2,675	668	75	
Salt, in bulk, N.O.P.		Cwt.		Cwt.		
	Norway	13	5	13	5	0 65
	Spain	2,700	151	2,700	151	135 00
	United States	351,654	54,933	351,654	54,933	17,582 70
	Total	354,367	55,089	354,367	55,089	17,718 35
Salt, N.O.P., in bags, barrels, and other coverings	United States	146,116	61,002	146,016	61,008	10,951 45
Bags, barrels and other coverings used in the importation of salt specified in this item..	United States	11,508	11,506	2,876	50	
Sand paper, glass, flint and emery paper or emery cloth..	United Kingdom	12,486	1,635	408	75	
	Belgium	96	96	24	00	
	France	53	53	13	25	
	Germany	16	16	4	00	
	United States	157,927	157,927	39,481	75	
	Total	170,578	159,727	39,931	75	
Sauces and catsups, in bottles..		Gals.		Gals.		
	United Kingdom	107,174	144,018	260	377	131 95
	Australia and Tasmania	6	6			
	B. India	1,465	1,739	208	253	88 55
	Hong Kong	580	274	580	274	95 90
	China	1,296	473	1,346	507	177 45
	France	326	470	28	29	10 15
	Germany	5	8	5	8	2 80
	Holland			50	34	11 90
	Italy	2,704	3,737	3,759	2,759	965 65
	Japan	102	56	80	42	14 70
	United States	72,083	84,731	64,416	80,055	28,019 25
	Total	185,741	235,512	70,732	84,338	29,518 30

SESSIONAL PAPER No. 11
OF IMPORTS—*Continued.*

FOR HOME CONSUMPTION.

Preferential Tariff.			Treaty Rates.			Total.		
Quantity.	Value.	Duty.	Quantity.	Value.	Duty.	Quantity.	Value.	Duty Collected.
	\$	\$ cts.		\$	\$ cts.		\$	\$ cts.
.....	22,003	4,951 04	421,621	105,989 21	476,667	122,505 30
.....			35	12 25
.....			866	216 50	997	262 35
.....			114	37 05	397	136 10
.....			349,542	87,392 62	354,410	89,096 42
.....			29,706	10,397 10
.....			1,555	505 37	1,574	512 02
.....			14	4 90
.....			394,190	98,574 36	396,040	99,221 86
.....			137,399	48,089 65
.....	22,003	4,951 04	1,167,888	292,715 11	1,397,239	370,237 95
.....	1,934	290 10	2,194	355 10
.....			2,415	603 75
.....	1,934	290 10	4,609	958 85
Cwt.			Cwt.			Cwt.		
.....					13	5	0 65
.....					2,700	151	135 00
.....					351,654	54,933	17,582 70
.....					354,367	55,089	17,718 35
.....					146,016	61,008	10,951 45
.....			11,506	2,876 50
.....	10,851	1,627 65	12,486	2,036 40
.....			96	24 00
.....			53	13 25
.....			16	4 00
.....			157,927	39,481 75
.....	10,851	1,627 65	170,578	41,559 40
Gals.			Gals.			Gals.		
109,127	142,019	35,504 75	122	164	53 30	109,509	142,560	35,690 00
.....			6	6	1 95	6	6	1 95
1,283	2,144	536 00			1,491	2,397	624 55
.....					580	274	95 90
.....					1,346	507	177 45
.....			1,082	518	168 43	1,110	547	178 58
.....					5	8	2 80
.....					50	34	11 90
.....					3,759	2,759	965 65
.....			22	14	4 55	102	56	19 25
.....					64,416	80,055	28,019 25
110,410	144,163	35,040 75	1,232	702	228 23	182,374	229,203	65,787 28

3 GEORGE V., A. 1913
No. 1.—GENERAL STATEMENT

ARTICLES IMPORTED.	COUNTRIES.	TOTAL IMPORTS.		ENTERED		
		Quantity.	Value.	General Tariff.		
				Quantity	Value.	Duty.
DUTIABLE GOODS.		Galls.	\$	Galls.	\$	\$ cts.
Sauces and catsups, in bulk....	United Kingdom	6,351	4,066	48	19	6 65
	Hong Kong.....	9,644	1,465	9,644	1,465	512 75
	China.	1,010	171	1,010	171	59 85
	Italy.....	676	325	489	271	94 85
	Japan	4,057	1,071	2,176	575	201 25
	United States...	44,311	12,645	44,694	12,758	4,465 30
	Total....	66,049	19,743	58,061	15,259	5,340 65
Sauces, soy	United Kingdom	152	67	149	66	23 10
	Hong Kong.....	10,445	1,481	10,445	1,481	518 35
	China.....	1,440	371	1,440	371	129 85
	Japan.....	55,229	15,628	10,837	2,331	815 85
	United States...	734	101	734	101	35 35
	Total.....	68,000	17,648	23,605	4,350	1,522 50
Sausage casings, N.O.P. ...	United Kingdom	...	31,820	1,568	274 40
	Australia and Tasmania	859	150 33
	New Zealand....	1,582	1,459	255 33
	Germany.....	3,044	1,584	277 20
	Holland	3,630	2,592	453 60
	United States...	123,908	126,974	22,220 87
	Total.....	166,984	135,036	23,631 73
Seeds, viz.— Clover and timothy.....	United Kingdom	216,768	8,750	575 00
	New Zealand....	690
	Germany.	31,128	23,824	2,382 40
	Holland.....	629	629	62 90
	United States...	558 494	478,992	47,899 20
	Total.....	807,709	512,195	51,219 50
Flax seed.....	United Kingdom	Bush. 56,973	125,624	Bush. 17,620	38,966	1,762 00
	B. India ...	33,949	61,507	9,982	10,000	998 20
	Argentina	9,940	18,850	9,940	18,850	994 00
	Belgium.....	2,037	6,911	2,037	6,911	203 70
	Holland	1,966	6,000	1,966	6,000	196 60
	United States...	144,595	335,925	144,595	335,925	14,459 50
	Total.....	249,460	554,817	186,140	416,652	18,614 00
Garden, field and other seeds for agricultural or other purposes, N. O. P., sun- flower, canary, hemp and millet seed, when in pack- ages weighing over one pound each.....	United Kingdom	74,390	5,185	518 50
	Australia and Tasmania	12	12	1 20
	Hong Kong.....	705	705	70 50
	New Zealand....	1,250	1,250	125 00
	Belgium.....	3	3	30
	China.....	86	86	8 60
	Denmark.	5,882	5,882	588 20
	France.....	4,118	4,118	411 80
	Total.....

SESSIONAL PAPER No. 11

OF IMPORTS—Continued.

FOR HOME CONSUMPTION.

Preferential Tariff.			Treaty Rates.			Total.		
Quantity.	Value.	Duty.	Quantity.	Value.	Duty.	Quantity.	Value.	Duty Collected.
Galls.	\$	\$ cts.	Galls.	\$	\$ cts.	Galls.	\$	\$ cts.
6,229	3,963	990 75				6,277	3,982	997 40
						9,644	1,465	512 75
						1,010	171	59 88
						489	271	94 85
			1,881	496	161 20	4,057	1,071	362 45
						44,694	12,758	4,465 30
6,229	3,963	990 75	1,881	496	161 20	66,171	19,718	6,492 60
3	1	25				152	67	23 35
						10,445	1,481	518 35
						1,440	371	129 85
			44,386	13,296	4,321 07	55,223	15,627	5,136 92
						734	101	35 35
3	1	25	44,386	13,296	4,321 07	67,994	17,647	5,843 82
	29,796	4,469 40					31,364	4,743 80
	123	18 45					859	150 33
							1,582	273 78
							1,584	277 20
							2,592	453 60
							126,974	22,220 87
	29,919	4,487 85					164,955	28,119 58
	202,719	10,135 95					211,469	11,010 95
	690	34 50					690	34 50
							23,824	2,382 40
							629	62 90
							478,992	47,899 20
	203,409	10,170 45					715,604	61,389 95
Bush.						Bush.		
39,353	86,658	2,951 49				56,973	125,624	4,713 49
23,967	51,507	1,797 52				33,949	61,507	2,795 72
						9,940	18,850	994 00
						2,037	6,911	203 70
						1,966	6,000	196 60
						144,595	335,925	14,459 50
63,320	138,165	4,749 01				249,460	554,817	23,363 01
	69,162	3,458 10					74,347	3,976 60
							12	1 20
							705	70 50
							1,250	125 00
							3	30
							86	8 60
							5,882	588 20
							4,118	411 80

3 GEORGE V., A. 1913

No. 1.—GENERAL STATEMENT

ARTICLES IMPORTED.	COUNTRIES.	TOTAL IMPORTS.		ENTERED		
		Quantity.	Value.	General Tariff.		
				Quantity.	Value.	Duty.
DUTIABLE GOODS— <i>Con.</i>			\$		\$	\$ cts.
Seeds— <i>Con.</i>						
Garden. &c.— <i>Con.</i>	Germany.	8,194	8,194	7,029	702	90
	Holland.....	2,712	2,712	271	20	
	Italy.....	136	136	13	60	
	Japan.....	164	164	16	40	
	Turkey in Asia.....	505	505	50	50	
	Turkey in Eu- rope.....	4,589	4,589	458	90	
Garden, field and other seeds for agricultural or other purposes, N. O. P., sun- flower, canary, hemp and millet seed, when in pack- ages weighing one pound each or less.....	United States... ..	209,409	218,427	21,842	70	
	Total.	312,155	250,803	25,080	30	
	United Kingdom.....	5,790	844	211	00	
	Belgium.....	55	55	13	75	
	France.....	132	132	33	00	
	Germany.....	1,888	1,888	472	00	
	Holland.....	115	115	28	75	
	Italy.....	14	14	3	50	
	Japan.....	28	28	7	00	
	Switzerland.....	20	20	5	00	
	Turkey in Asia.....	9	9	2	25	
	United States... ..	7,325	7,325	1,831	25	
	Total.....	15,376	10,430	2,607	50	
	United Kingdom.....	115				
	France.....	41	41	4	10	
	Germany.....	882	882	88	20	
	Holland.....	10	10	1	00	
Ships and other vessels built in any foreign country, if British registered since September 1, 1902, on application for license to engage in the Canadian coasting trade; on the fair market value of the hull, rigg- ing, machinery, boilers, fur- niture and appurtenances thereof, as provided in an Act respecting the coasting trade of Canada.	United States... ..	3,759	3,759	375	90	
	Total.....	4,807	4,692	469	20	
		No.	No.			
	United States... ..	4	7,200	4	7,200	1,800 00
Vessels, dredges, scows, yachts, boats and other water-borne craft, built out- side of Canada, of any material, destined for use or service in Canadian waters (not to include regis- tered vessels entitled to en- gage in the coasting trade, nor vessels in transit be- tween Canada and any place outside thereof), N.O.P., on the fair market value of the hull, rigging, machinery, boilers, furniture and ap- purtenances thereof, on arrival in Canada.....	United States... ..	211,743	211,743	52,935	75	

SESSIONAL PAPER No. 11
OF IMPORTS—Continued.

FOR HOME CONSUMPTION.

Peferential Tariff.			Treaty Rates.			Total.		
Quantity.	Value.	Duty.	Quantity.	Value.	Duty.	Quantity.	Value.	Duty Collected.
	\$	\$ cts.		\$	\$ cts.		\$	\$ cts.
.....			7,029	702 90
.....			2,712	271 20
.....			136	13 60
.....			164	16 40
.....			505	50 50
.....			4,589	458 90
.....			218,427	21,842 70
.....	69,162	3,458 10	319,965	25,532 40
.....	4,946	741 90	5,790	952 90
.....			55	13 75
.....			132	33 00
.....			1,888	472 00
.....			115	28 75
.....			14	3 50
.....			28	7 00
.....			20	5 00
.....			9	2 25
.....			7,325	1,831 25
.....	4,946	741 90	15,376	3,349 40
.....	115	5 75	115	5 75
.....			41	4 10
.....			882	88 20
.....			10	1 00
.....			3,759	375 90
.....	115	5 75	4,807	474 95
No.			No.			No.		
.....			4	7,200
.....				1,800 00
.....			211,743	52,935 75

3 GEORGE V., A. 1913

No. 1.—GENERAL STATEMENT

ARTICLES IMPORTED.	COUNTRIES.	TOTAL IMPORTS.		ENTERED		
		Quantity.	Value.	General Tariff.		
				Quantity.	Value.	Duty.
DUTIABLE GOODS— <i>Con.</i>			\$		\$	\$ cts.
Ships and vessels, repairs on...	United States...		65,979		65,979	16,494 75
Signs of any material, other than paper, framed or not, letters or numerals of any material other than paper...	United Kingdom		24,323		1,363	408 90
	Aust.-Hungary..		52		52	15 60
	Belgium.....		18		18	5 40
	France.....		888		922	276 60
	Germany.....		1,213		1,165	349 50
	Holland.....		100		100	30 00
	Italy.....		24		24	7 20
	Japan.....		21		21	6 30
	Sweden.....		3		3	0 90
	Switzerland.....		9		9	2 70
	United States...		98,539		98,561	29,568 30
	Total.....		125,190		102,238	30,671 40
Silk and manufactures of— Fabrics, N.O.P.	United Kingdom		1,912,104		96,661	28,993 30
	B. India.....		13			
	Hong-Kong.....		3,489		3,489	1,046 70
	Aust.-Hungary..		190,852		4,138	1,241 40
	Belgium.....		3,342		1,174	352 20
	China.....		94,723		84,204	25,261 20
	France.....		812,557		20,469	6,140 70
	Germany.....		84,651		84,651	25,395 30
	Holland.....		804			
	Italy.....		25,337		965	289 50
	Japan.....		198,204		7,338	2,201 40
	Switzerland.....		1,074,642		13,312	3,993 60
	United States...		414,312		408,508	122,552 40
	Total.....		4,815,030		724,909	217,472 70
Handkerchiefs.....	United Kingdom		23,636		1,691	591 85
	Hong Kong.....		1,869		1,860	654 15
	Malta.....		71		71	24 85
	China.....		249		249	87 15
	France.....		3,881		345	120 75
	Japan.....		47,730		2,687	940 45
	Switzerland.....		327		2	0 70
	Turkey in Asia..		75		75	26 25
	United States...		1,111		1,111	388 85
	Total.....		78,949		8,100	2,835 00
Blouses and shirtwaists.....	United Kingdom		20,471		300	112 50
	Belgium.....		81		81	30 37
	China.....		11		11	4 12
	France.....		1,026		515	193 13
	Japan.....		537			
	United States...		14,565		14,565	5,461 93
	Total.....		36,691		15,472	5,802 05

SESSIONAL PAPER No. 11
OF IMPORTS—Continued.

FOR HOME CONSUMPTION.

Peferential Tariff.			Treaty Rates.			Total.		
Quantity.	Value.	Duty.	Quantity.	Value.	Duty.	Quantity.	Value.	Duty Collected.
	\$	\$ cts.		\$	\$ cts.		\$	\$ cts.
.....			65,979	16,494 75
.....	23,132	4,626 40	24,495	5,035 30
.....			52	15 60
.....			18	5 40
.....			922	276 60
.....			1,165	349 50
.....			100	30 00
.....			24	7 20
.....			21	6 30
.....			3	0 90
.....			9	2 70
.....			98,561	29,568 30
.....	23,132	4,626 40	125,370	35,297 80
.....	395,724	69,252 50	1,410,244	284,589 43	1,902,629	382,840 23
.....	13	2 28	13	2 28
.....			188,065	37,615 54	3,489	1,046 70
.....			2,168	596 19	192,203	38,856 94
.....			3,342	948 39
.....			84,204	25,261 20
.....			789,903	158,364 95	810,372	164,505 65
.....			84,651	25,395 30
.....			804	221 10	804	221 10
.....			22,939	6,308 41	23,904	6,597 91
.....			186,207	37,247 25	193,545	39,448 65
.....			1,061,396	212,380 14	1,074,708	216,373 74
.....			408,508	122,552 40
.....	395,737	69,254 78	3,661,726	737,323 01	4,782,372	1,024,050 49
.....	22,972	5,743 00	3,343	1,086 48	28,006	7,421 33
.....			1,869	654 15
.....			71	24 85
.....			249	87 15
.....			3,756	1,220 70	4,101	1,341 45
.....			44,804	14,561 42	47,491	15,501 87
.....			325	105 63	327	106 33
.....			75	26 25
.....			1,111	388 85
.....	22,972	5,743 00	52,228	16,974 23	83,300	25,552 23
.....	19,577	5,873 10	594	193 07	20,471	6,178 67
.....			81	30 37
.....			11	4 12
.....			511	166 05	1,026	359 18
.....			537	174 51	537	174 51
.....			14,565	5,461 93
.....	19,577	5,873 10	1,642	533 63	36,691	12,208 78

3 GEORGE V., A. 1913
No. 1.—GENERAL STATEMENT

ARTICLES IMPORTED.	COUNTRIES.	TOTAL IMPORTS.		ENTERED		
		Quantity.	Value.	General Tariff.		
				Quantity.	Value.	Duty.
DUTIABLE GOODS— <i>Con.</i>			\$		\$	\$ cts.
Silk and mfrs. of— <i>Con.</i>						
Clothing.....	United Kingdom.....		383,810		26,350	9,881 25
	B. India.....		3		3	1 12
	Hong Kong.....		934		934	350 25
	Aust.-Hungary.....		1,475		30	11 25
	Belgium.....		1,031		924	346 50
	China.....		476		451	169 12
	Egypt and Sou-					
	dan.....		109		109	40 87
	France.....		46,912		7,048	2,643 00
	Germany.....		26,203		25,439	9,539 62
	Holland.....		81		81	30 38
	Italy.....		669		669	250 88
	Japan.....		76,391		3,471	1,301 62
	Switzerland.....		10,454		454	170 25
	United States.....		269,900		269,900	101,213 23
	Total.....		818,448		335,862	125,949 34
Silk, spun, not coloured, N.O.P., silk in the gum not more advanced than single, tram or thrown organzine, not coloured		Lbs.		Lbs.		
	United Kingdom.....	33,461	54,614	1	2	30
	France.....	1,397	2,992	1,397	2,992	448 80
	United States.....	1,006	3,034	1,006	3,034	455 10
	Total.....	35,864	60,640	2,404	6,028	904 20
Silk in the gum or spun, im- ported by the manufactur- ers of ribbons and shoe laces.....	United States.....		2,168		2,168	216 80
Sewing and embroidery silk; silk twist, and silk floss....						
	United Kingdom.....		23,621		1,046	261 50
	Hong Kong.....		43		43	10 75
	Belgium.....		40		40	10 00
	China.....		1		1	25
	France.....		59		59	14 75
	Germany.....		1,443		1,443	360 75
	Japan.....		20		20	5 00
	United States.....		26,634		26,634	6,658 50
	Total.....		51,861		29,286	7,321 50
Shawls						
	United Kingdom.....		1,593		315	118 13
	B. India.....		10		10	3 75
	Hong Kong.....		79		79	29 62
	Aust.-Hungary.....		48			
	France.....		947			
	Germany.....		1,811		1,811	679 12
	Italy.....		5,125		4,988	1,870 56
	Japan.....		936		571	214 12
	Switzerland.....		5,654		321	120 38
	United States.....		756		756	283 50
	Total.....		16,959		8,851	3,319 18

SESSIONAL PAPER No. 11
OF IMPORTS—Continued.

FOR HOME CONSUMPTION.

Preferential Tariff.			Treaty Rates.			Total.		
Quantity.	Value.	Duty.	Quantity.	Value.	Duty.	Quantity.	Value.	Duty Collected.
	\$	\$ cts.		\$	\$ cts.		\$	\$ cts.
.....	314,902	94,470 60	39,322	12,780 24	380,574	117,132 09
.....			3	1 12
.....			934	350 25
.....			1,445	469 42	1,475	480 67
.....			107	37 45	1,031	333 95
.....			451	169 12
.....			109	40 87
.....			40,065	13,021 29	47,113	15,664 29
.....			25,439	9,539 62
.....			81	30 38
.....			669	250 88
.....			72,845	23,674 97	76,316	24,976 59
.....			10,000	3,250 08	10,454	3,420 33
.....			269,900	101,213 23
.....	314,902	94,470 60	163,784	53,233 45	814,549	273,653 39
Lbs.						Lbs.		
33,460	54,612	5,461 20			32,461	54,614	5,461 50
.....					1,397	2,992	448 80
.....					1,006	3,034	455 10
33,460	54,612	5,461 20			35,864	60,640	6,365 40
.....				
.....			2,168	216 80
.....				
.....	22,575	3,950 78	23,621	4,212 28
.....			43	10 75
.....			40	10 00
.....			1	0 25
.....			59	14 75
.....			1,443	360 75
.....			20	5 00
.....			26,634	6,658 50
.....	22,575	3,950 78	51,861	11,272 28
.....				
.....	649	194 70	510	165 76	1,474	478 59
.....			10	3 75
.....			79	29 62
.....			48	15 60	48	15 60
.....			947	307 79	947	307 79
.....			1,811	679 12
.....			137	47 95	5,125	1,918 51
.....			365	119 85	936	333 97
.....			5,333	1,733 32	5,654	1,853 70
.....			756	283 50
.....	649	194 70	7,340	2,390 27	16,840	5,904 15

3 GEORGE V., A. 1913

No. 1.—GENERAL STATEMENT

ARTICLES IMPORTED.	COUNTRIES.	TOTAL IMPORTS.		ENTERED		
		Quantity.	Value.	General Tariff.		
				Quantity.	Value.	Duty.
DUTABLE GOODS— <i>Con.</i>		Doz.	\$	Doz.	\$	\$ cts.
Silk and mfrs. of— <i>Con.</i> Shirts....	United Kingdom	202	3,339	...	3	1 12
	Germany.....	8	207	8	207	77 63
	Japan.....	99	1,281	20	187	70 12
	United States...	217	2,885	217	2,885	1,081 90
	Total.....	526	7,712	245	3,282	1,230 77
Silk and all manufactures of, not otherwise provided for, or of which silk is the component part of chief value, N.O.P.....	United Kingdom	...	144,193	...	8,892	3,334 50
	Hong Kong.....	...	1,173	...	1,173	439 88
	Malta.....	...	182	...	182	68 25
	Newfoundland and Labrador.....	...	3	...	3	1 12
	Aust.-Hungary..	...	902	...	86	32 25
	Belgium.....	...	63	...	63	23 63
	China.....	...	425	...	297	111 37
	Egypt and Sou- dan.....	...	5	...	5	1 87
	France.....	...	44,514	...	1,336	501 00
	Germany.....	...	4,550	...	4,809	1,803 38
	Japan.....	...	24,666	...	800	300 00
	Switzerland...	...	1,191	...	7	1 62
	United States...	...	87,566	...	87 708	32,892 02
	Total.....	...	309,433	...	105,361	39,510 89
Socks and stockings....	United Kingdom	Doz. pairs. 5,270	23,145	Doz. pairs. 2,843	10,369	3,629 15
	Hong Kong.....	5	24	5	24	8 40
	France.....	370	3,815	370	3,815	1,335 25
	Germany.....	13,007	74,003	13,092	74,003	25,901 05
	Japan.....	2,763	5,870	2,760	5,859	2,050 65
	United States...	13,103	75,997	13,103	75,997	26,598 95
	Total . . .	34,518	182,854	32,173	170,067	59,523 45
Undershirts and drawers....	United Kingdom	...	585	...	205	71 75
	France.....	...	134	...	134	46 90
	Germany	259	...	259	90 65
	Switzerland.....	...	351	...	351	122 85
	United States...	...	1,495	...	1,495	523 25
	Total	2,824	...	2,444	855 40
Velvets, velveteens, plush fabrics, N.O.P.....	United Kingdom	Yds. 539,361	447,156	Yds. 65,955	42,281	12,684 30
	Aust.-Hungary..	1,443	868	1,406	828	248 40
	Belgium.....	1,192	1,147	310	317	95 10
	France.....	118,626	106,888	5,588	4,969	1,490 70
	Germany.....	68,532	47,407	70,442	48,096	14,428 80
	Italy.....	1,740	1,269	300	204	61 20
	Switzerland. . .	855	1,019	662	763	228 90
	United States...	28,403	27,670	28,403	27,670	8,301 00
	Total... .	760,152	633,424	173,066	125,128	37,538 40

SESSIONAL PAPER No. 11
OF IMPORTS—Continued.

FOR HOME CONSUMPTION.

Preferential Tariff.			Treaty Rates.			Total.		
Quantity.	Value.	Duty.	Quantity.	Value.	Duty.	Quantity.	Value.	Duty Collected.
Doz.	\$	\$ cts.		\$	\$ cts.	Doz.	\$	\$ cts.
202	3,336	1,000 80	202	3,339	1,001 92
.....	8	207	77 63
.....	79	1,094	355 56	99	1,281	425 68
.....	217	2,885	1,081 90
202	3,336	1,000 80	79	1,094	355 56	526	7,712	2,587 13
.....
.....	100,617	30,185 10	35,558	11,557 34	145,067	45,076 94
.....	1,173	439 88
.....	182	68 25
.....	3	1 12
.....	816	265 18	902	297 43
.....	63	23 63
.....	297	111 37
.....	5	1 87
.....	43,454	14,127 75	44,790	14,628 75
.....	4,809	1,803 38
.....	23,177	7,533 71	23,977	7,833 71
.....	1,184	385 78	1,191	387 40
.....	87,708	32,892 02
.....	100,617	30,185 10	104,189	33,869 76	310,167	103,565 75
Doz. pairs.	Doz. pairs.	Doz. pairs.
2,472	12,949	3,237 25	5,315	23,318	6,866 40
.....	5	24	8 40
.....	370	3,815	1,335 25
.....	13,092	74,003	25,901 05
.....	2,760	5,859	2,050 65
.....	13,103	75,997	26,598 95
2,472	12,949	3,237 25	34,645	183,016	62,760 70
.....
.....	380	85 50	585	157 25
.....	134	46 90
.....	259	90 65
.....	351	122 85
.....	1,495	523 25
.....	380	85 50	2,824	940 90
Yds.	Yds.	Vds.
392,924	348,741	61,030 13	78,891	60,977	15,383 52	537,770	451,999	89,097 95
.....	37	40	9 95	1,443	868	258 35
.....	882	830	228 24	1,192	1,147	323 34
.....	113,038	101,919	27,435 23	118,626	106,888	28,925 93
.....	70,442	48,096	14,428 80
.....	1,440	1,065	292 87	1,740	1,269	354 07
.....	193	256	51 20	855	1,019	280 10
.....	28,403	27,670	8,301 00
392,924	348,741	61,030 13	194,481	165,087	43,401 01	760,471	638,956	141,969 54

3 GEORGE V., A. 1913
No. 1.—GENERAL STATEMENT

ARTICLES IMPORTED.	COUNTRIES.	TOTAL IMPORTS.		ENTERED		
		Quantity.	Value.	General Tariff.		
				Quantity.	Value.	Duty.
DUTIABLE GOODS— <i>Con.</i>		Squares of 100 sq. Ft.	\$	Squares of 100 sq. Ft.	\$	\$ cts.
Slate and manufactures of— Roofing slate.....	United Kingdom	543	3,153	163	796	122 25
	Belgium.....	199	1,048	199	1,048	149 25
	Holland.....	39	188	39	188	29 25
	United States...	19,432	80,642	19,432	80,642	14,574 00
	Total.....	20,213	85,031	19,833	82,674	14,874 75
School writing slates.....	United Kingdom		104		59	14 75
	France.....		38		38	9 50
	Germany.....		546		546	136 50
	United States...		35,175		35,175	8,793 75
	Total.....		35,863		35,818	8,954 50
Slate pencils.....	United Kingdom		73		71	17 75
	Aust.-Hungary..		22		22	5 50
	France.....		62		62	15 50
	Germany.....		3,297		3,297	824 25
	United States...		2,906		2,906	726 50
	Total.....		6,360		6,358	1,589 50
Slate and manufactures of, N.O.P.....	United Kingdom		4,273		728	218 40
	Belgium.....		12		12	3 60
	Germany.....		17		17	5 10
	United States...		42,010		42,010	12,603 00
	Total ..		46,312		42,767	12,830 10
Soap— Common or laundry.....		Lbs.		Lbs.		
	United Kingdom	336,999	18,257	51,620	2,553	516 20
	France.....	95,578	4,697	95,444	4,697	954 44
	Germany.....	2,156	106	2,156	106	21 55
	Turkey in Asia..	30	2	30	2	0 30
	United States ..	5,238,801	316,528	5,265,491	302,904	52,654 91
	Total ..	5,673,564	339,590	5,414,741	310,262	54,147 41
Castile	United Kingdom	176,659	10,369	2,125	112	42 50
	France.....	2,873,112	169,320	5,371	297	107 42
	Germany.....	13,852	246	13,852	246	277 04
	Italy.....	38,151	3,785	16,092	1,609	321 84
	Spain.....	2,774	298	2,774	298	55 48
	United States...	55,408	6,487	54,422	6,375	1,088 44
	Total ..	3,159,956	190,505	94,636	8,937	1,892 72
Common, soft and liquid.....	United Kingdom	324,940	9,951	2,420	77	25 03
	France.....	3,086	423	3,086	428	139 10
	Germany.....	2,304	150	2,304	150	48 80
	United States...	89,320	3,710	69,355	2,648	860 61
	Total ..	419,650	14,239	77,165	3,303	1,073 54

SESSIONAL PAPER No. 11
OF IMPORTS—Continued.

FOR HOME CONSUMPTION.

Preferential Tariff			Treaty Rates.			Total.		
Quantity.	Value.	Duty.	Quantity.	Value.	Duty.	Quantity.	Value.	Duty.
Squares of 100 Sq. Ft.	\$	\$ cts.	Squares of 100 Sq. Ft.	\$	\$ cts.	Squares of 100 Sq. Ft.	\$	\$ cts.
380	2,357	190 00	543	3,153	312 25
.....	199	1,048	149 25
.....	39	188	29 25
.....	19,432	80,642	14,574 00
380	2,357	190 00	20,213	85,031	15,064 75
.....	45	6 75	104	21 50
.....	38	9 50
.....	546	136 50
.....	35,175	8,793 75
.....	45	6 75	35,863	8,961 25
.....	2	0 30	73	18 05
.....	22	5 50
.....	62	15 50
.....	3,297	824 25
.....	2,906	726 50
.....	2	0 30	6,360	1,589 80
.....	3,545	709 00	4,273	927 40
.....	12	3 60
.....	17	5 10
.....	42,010	12,603 00
.....	3,545	709 00	46,312	13,539 10
Lbs.			Lbs.			Lbs.		
285,811	15,739	1,857 76	337,431	18,292	2,373 96
.....	95,444	4,697	954 44
.....	2,156	106	21 56
.....	30	2	0 30
.....	5,265,491	302,904	52,654 91
285,811	15,739	1,857 76	5,700,552	326,001	56,005 17
14,141	818	141 41	160,334	9,408	1,603 34	176,600	10,338	1,787 25
.....	2,888,398	169,802	28,883 98	2,893,769	170,099	28,991 40
.....	13,852	246	277 04
.....	21,645	2,135	216 45	37,737	3,744	538 29
.....	2,774	298	55 48
.....	54,422	6,375	1,088 44
14,141	818	141 41	3,070,377	181,345	30,703 77	3,179,154	191,100	32,737 90
336,116	9,829	2,211 60	338,536	9,906	2,236 63
.....	3,086	428	139 10
.....	2,304	150	48 80
.....	69,355	2,648	860 61
336,116	9,829	2,211 60	413,281	13,132	3,285 14

3 GEORGE V., A. 1913
No. 1.—GENERAL STATEMENT

ARTICLES IMPORTED.	Countries.	TOTAL IMPORTS.		ENTERED		
		Quantity.	Value.	General Tariff		
				Quantity.	Value.	Duty.
		Lbs.	\$	Lbs.	\$	\$ cts.
DUTTIABLE GOODS— <i>Con.</i>						
Soap.— <i>Con.</i>						
Harness.....	United Kingdom	1,481	150			
	United States...	16,052	1,080	16,052	1,080	351 05
	Total	17,533	1,230	16,052	1,080	351 05
Toilet.	United Kingdom		60,099		2,071	673 07
	Australia and Tasmania.....		246		246	79 95
	Hong Kong.....		1		1	0 33
	New Zealand.....		146			
	Aust.-Hungary..		45		45	14 63
	Belgium.....		80		80	26 00
	France.....		8,502		8,274	2,689 05
	Germany.....		4,247		4,205	1,366 62
	Japan.....		48		48	15 60
	Norway.....		7		7	2 28
	Turkey in Asia..		10		10	3 25
	United States...		283,204		277,127	90,068 17
	Total		356,635		292,114	94,938 95
Soap, N.O.P., including pumice, silver and mineral soaps, sapolio and like articles ...	United Kingdom		16,733		1,142	371 15
	Belgium.....		10		10	3 25
	France.....		517		517	168 63
	Germany.....		363		363	117 98
	United States...		107,538		110,202	35,816 08
	Total		125,161		112,234	36,476 49
Pearline and other soap powders.....	United Kingdom	29,652	1,665	6,305	251	81 58
	B. W. Indies....	319	13	319	13	4 23
	France.....			11,716	350	113 75
	Holland.....	2,500	121	2,500	121	39 33
	Japan.....	20	6	20	6	1 95
	United States...	2,018,004	103,305	2,694,400	107,138	34,820 26
	Total	2,050,495	105,110	2,115,260	107,879	35,061 10
Spices—						
Ginger and spices, N.O.P., unground.....	United Kingdom	1,171,404	113,028	152,831	17,286	2,160 75
	B. E. Africa....	26,964	2,114	26,964	2,114	264 25
	B. India.....	219,602	22,224	4,812	799	99 88
	B. Strait Settlements.....	173,995	15,452	10,266	1,102	137 75
	B. E. Indies, other.....	168,305	13,006	14,452	2,021	252 63
	B. W. Indies....	552,985	45,171	35,605	3,250	406 25
	Hong Kong.....	51,854	2,435	42,854	1,618	202 25
	Aust.-Hungary..	1,107	135	1,107	135	16 88
	China.....	42,979	2,553	46,348	2,708	338 50
	France.....	7,244	857	7,244	857	107 13
	Holland.....	20,644	2,111	19,196	1,978	247 25
	Italy.....	3,078	386	6,215	709	88 63
	Japan.....	97,688	6,035	79,588	4,947	618 38
	Spain.....	5,566	494	2,566	305	38 13
	United States...	789,306	78,712	778,437	77,078	9,635 25
	Total... ..	3,332,721	304,713	1,228,485	116,907	14,613 91

SESSIONAL PAPER No. 11
OF IMPORTS—Continued.

FOR HOME CONSUMPTION.

Preferential Tariff.			Treaty Rates.			Total.		
Quantity.	Value.	Duty.	Quantity.	Value.	Duty.	Quantity.	Value.	Duty Collected.
Lbs..			Lbs.			Lbs.		
1,481	150	33 78	1,481	150	33 78
.....	16,052	1,080	351 05
1,481	150	33 78	17,533	1,230	384 83
.....	58,592	13,183 67	60,663	13,856 74
.....	246	79 95
.....	1	0 33
.....	146	32 85	146	32 85
.....	45	14 63
.....	80	26 00
.....	8,274	2,689 05
.....	4,205	1,366 62
.....	48	15 60
.....	7	2 28
.....	10	3 25
.....	277,127	90,068 17
.....	58,738	13,216 52	350,852	108,155 47
.....	15,678	3,527 70	16,820	3,898 85
.....	10	3 25
.....	517	168 03
.....	363	117 98
.....	110,202	35,816 08
.....	15,678	3,527 70	127,912	40,004 19
23,602	1,428	321 33	29,907	1,679	402 91
.....	319	13	4 23
.....	11,716	350	113 75
.....	2,500	121	39 33
.....	20	6	1 95
.....	2,094,400	107,138	34,820 26
23,602	1,428	321 33	2,138,862	109,307	35,382 43
1,036,147	96,152	9,615 20	1,188,978	113,438	11,775 95
235,790	23,276	2,327 60	26,964	2,114	264 25
.....	240,602	24,075	2,427 48
163,729	14,350	1,435 00	173,995	15,452	1,572 75
153,853	10,985	1,098 50	168,305	13,006	1,351 13
616,439	48,709	4,870 99	652,044	51,959	5,277 15
.....	42,854	1,618	202 25
.....	1,107	135	16 88
.....	46,348	2,708	338 50
.....	7,244	857	107 13
.....	19,196	1,978	247 25
.....	6,215	709	88 63
.....	79,588	4,947	618 38
.....	2,566	305	38 13
.....	778,437	77,078	9,635 25
2,205,958	193,472	19,347 20	3,434,443	310,379	33,961 11

3 GEORGE V., A. 1913

No. 1.—GENERAL STATEMENT

ARTICLES IMPORTED.	COUNTRIES.	TOTAL IMPORTS.		ENTERED		
		Quantity.	Value.	General Tariff.		
				Quantity.	Value.	Duty.
DUTIABLE GOODS— <i>Con.</i>		Lbs.	\$	Lbs.	\$	\$ cts.
Spices— <i>Con.</i>						
Ginger and spices, N.O.P., ground.....	United Kingdom	25,348	6,168	10,644	795	380 82
	B. India	896	123	896	123	39 18
	B. E. Indies, other.....	23	15			
	Hong Kong....	761	18	761	18	24 63
	Aust.-Hungary..	430	99	430	99	22 80
	France.....	37	12	37	12	2 31
	Germany.....	441	102	441	102	23 43
	Italy.....	1,000	79			
	Norway.....	60	8	60	8	2 60
	Turkey in Asia..	1,764	79	1,764	79	60 82
	Turkey in Eu- rope.....	1,790	82	1,790	82	61 90
	United States...	60,783	10,152	60,686	10,134	2,833 98
	Total	93,333	16,937	76,909	11,452	3,452 47
Ginger, preserved.....	United Kingdom	27,234	4,098	12,997	952	285 60
	Hong Kong....	119,117	4,892	118,157	4,867	1,460 10
	China.....	52,240	4,030	52,231	3,972	1,191 60
	France.....	12	14	12	14	4 20
	Japan.....	598	30	598	30	9 00
	United States...	18,598	2,028	18,598	2,028	608 40
	Total	217,799	15,092	202,593	11,863	3,558 90
Nutmegs and mace, whole or unground.....	United Kingdom	87,737	11,213	1,326	519	103 80
	B. India.....	2,011	224			
	B. Strait Settle- ments.....	4,930	599			
	B. E. Indies, other.....	11,197	866			
	B. W. Indies...	9,282	1,101	20	2	40
	Dutch E. Indies	5,000	530	5,000	530	106 00
	Germany.....	125	49	125	49	9 80
	Holland	5,565	1,034	5,565	1,034	206 80
	United States...	48,435	7,420	39,445	6,681	1,336 20
	Total	174,282	23,036	51,481	8,815	1,763 00
Nutmegs and mace, ground..	United Kingdom	183	66			
	United States...	6,511	2,104	6,511	2,104	631 20
		6,694	2,170	6,511	2,104	631 20
Spirits and wines, viz:—		Galls.		Galls.		
Amyl alcohol or fusel oil, or any substance known as potato spirit or potato oil..	Germany.....	1	2	1	2	2 40
	United States...	3	7	3	7	7 20
	Total	4	9	4	9	9 60

SESSIONAL PAPER No. 11

OF IMPORTS—Continued.

FOR HOME CONSUMPTION.

Preferential Tariff.			Treaty Rates.			Total.		
Quantity.	Value.	Duty.	Quantity.	Value.	Duty.	Quantity.	Value.	Duty Collected.
Lbs.	\$	\$ cts.		\$	\$ cts.	Lbs.	\$	\$ cts.
13,560	5,193	796 50				23,604	5,988	1,177 32
						896	123	39 18
23	15	1 82				23	15	1 82
						761	18	24 63
						430	99	22 80
						37	12	2 31
						441	102	23 43
						60	8	2 60
						1,764	79	60 82
						1,790	82	61 90
						60,686	10,134	2,833 98
13,583	5,208	798 32				90,492	16,660	4,250 79
13,422	3,040	608 00				26,419	3,992	893 60
						118,157	4,867	1,460 10
						52,231	3,972	1,191 60
						12	14	4 20
						598	30	9 00
						18,598	2,028	608 40
13,422	3,040	608 00				216,015	14,903	4,166 90
94,160	11,340	1,417 63				95,486	11,859	1,521 43
2,011	224	28 00				2,011	224	28 00
4,930	599	74 88				4,930	599	74 88
11,197	866	108 25				11,197	866	108 25
9,262	1,099	137 38				9,282	1,101	137 78
						5,000	530	106 00
						125	49	9 80
						5,565	1,034	206 80
						39,445	6,681	1,336 20
121,560	14,128	1,766 14				173,041	22,943	3,529 14
183	66	13 20				183	66	13 20
						6,511	2,104	631 20
183	66	13 20				6,694	2,170	644 40
						Galls.		
						1	2	2 40
						3	7	7 20
						4	9	9 60

3 GEORGE V., A. 1913

No. 1.—GENERAL STATEMENT

ARTICLES IMPORTED.	COUNTRIES.	TOTAL IMPORTS.		ENTERED		
		Quantity.	Value.	General Tariff.		
				Quantity.	Value.	Duty.
DUTIABLE GOODS— <i>Con.</i>		Galls.	£	Galls.	£	£ cts.
Spirits and wines— <i>Con.</i>						
Ethyl alcohol or the substance known as alcohol, hydrated oxide of ethyl, or spirits of wine.....	France.....	24	14	24	14	57 60
	Germany.....	68	50	68	50	163 20
	United States...	86	112	86	112	206 40
	Total	178	176	178	176	427 20
Methyl alcohol, wood alcohol, wood naphtha, pyroxylic spirits, or any substance known as wood spirits, or methylated spirits.....	Germany.....	20	13	20	13	48 00
	United States...	76	166	76	166	182 40
	Total	96	179	96	179	230 40
Absinthe.....	United Kingdom	8	13	22	38	52 80
	Belgium.....	252	102	5	8	12 00
	France.....	4,783	9,003	4,660	8,268	11,184 00
	Germany.....	49	128	12	25	28 80
	Miquelon and St. Pierre.....	35	87	35	87	84 00
	Switzerland.....	128	244	307 20
	United States...	116	274	25	50	60 00
	Total.....	5,243	9,907	4,887	8,720	11,728 80
Arrack or palm spirits.	Turkey in Asia..	423	436	602	598	1,444 80
Brandy, including artificial brandy and imitations of brandy, N.O.P.....	United Kingdom	7,960	21,017	5,368	12,661	12,883 20
	Aust.-Hungary..	364	314	1,024	569	2,457 60
	Denmark.	18	27	1	8	2 40
	France.....	470,149	931,598	470,865	924,488	1,130,076 00
	Greece.....	17	40	17	40	40 80
	Holland.....	17	57	3	15	7 20
	Italy.....	318	221	215	185	516 00
	Spain.....	322	706	206	400	494 40
	Turkey in Asia..	49	29	92	67	220 80
	United States...	1,443	2,295	1,354	2,889	3,249 60
	Total.....	480,657	956,304	479,145	941,322	1,149,948 00
Cordials and liqueurs of all kinds, N.O.P., mescal, pulque, rumshrub, schiedam and other schnapps; tafia, angostura and similar alcoholic bitters or beverages..	United Kingdom	10,321	24,147	9,963	25,851	23,911 20
	Bermuda.....	2	7	2	7	4 80
	B. W. Indies....	237	1,689	74	500	177 60
	Hong Kong. ...	25,063	20,750	25,635	21,366	61,524 00
	Aust.-Hungary..	54	175	138	290	331 20
	Belgium.....	56	70	134 40
	China.....	582	494	566	497	1,358 40
	Denmark.....	51	90	70	140	168 00
	France... ..	26,650	88,426	25,439	90,191	61,053 60
	Germany.....	1,230	3,195	634	1,393	1,521 60
	Greece.....	51	116	66	136	158 40
	Holland.....	5,129	10,831	3,910	8,007	9,384 00
	Italy... ..	6,496	16,767	4,643	15,181	11,143 20
	Norway.....	560	1,292	708	1,609	1,699 20

SESSIONAL PAPER No. 11
OF IMPORTS—Continued.

FOR HOME CONSUMPTION.

Preferential Tariff.			Treaty Rates.			Total.		
Quantity.	Value.	Duty.	Quantity.	Value.	Duty.	Quantity.	Value.	Duty Collected.
Galls.	\$	\$ cts.	Galls.	\$	\$ cts.	Galls.	\$	\$ cts.
						24	14	57 60
						68	50	163 20
						86	112	206 40
						178	176	427 20
						20	13	48 00
						76	166	182 40
						96	179	230 40
						22	38	52 80
						5	8	12 00
						4,660	8,268	11,184 00
						12	25	28 80
						35	87	84 00
						128	244	307 20
						25	50	60 00
						4,887	8,720	11,728 80
						602	598	1,444 80
						5,368	12,661	12,883 20
						1,024	569	2,457 60
						1	8	2 40
						470,865	924,488	1,130,076 00
						17	40	40 80
						3	15	7 20
						215	185	516 00
						206	400	494 40
						92	67	220 80
						1,354	2,889	3,249 60
						479,145	941,322	1,149,948 00
						9,963	25,851	23,911 20
						2	7	4 80
						74	500	177 60
						25,635	21,366	61,524 00
						138	290	331 20
						56	70	134 40
						566	497	1,358 40
						70	140	168 00
						25,439	90,191	61,053 60
						634	1,393	1,521 60
						66	136	158 40
						3,910	8,007	9,384 00
						4,643	15,181	11,143 20
						708	1,609	1,699 20

3 GEORGE V., A. 1913

No. 1.—GENERAL STATEMENT

ARTICLES IMPORTED.	COUNTRIES.	TOTAL IMPORTS.		ENTERED		
		Quantity.	Value.	General Tariff.		
				Quantity.	Value.	Duty.
DUTIABLE GOODS— <i>Con.</i>		Galls.	\$	Galls.	\$	\$ cts.
Spirits and wines— <i>Con.</i>						
Cordials and liqueurs of all kinds— <i>Con.</i>	Russia in Europe	47	177	84	156	201 60
	Spain	2,356	3,217	515	3,607	1,236 00
	Sweden	771	1,360	615	1,119	1,476 00
	Switzerland	9	17	21 60
	Turkey in Asia ..	110	83	24	22	57 60
	United States ..	3,752	16,578	3,084	15,661	7,401 60
	Total	83,462	189,394	76,235	185,820	182,964 00
Gin of all kinds, N.O.P.	United Kingdom	154,980	191,730	146,763	184,410	352,231 20
	Belgium	619	391	1,183	675	2,839 20
	France	255	222	612 00
	Germany	228	93
	Holland	893,866	502,235	873,280	501,585	2,095,872 00
	Japan	53	50	5	5	12 00
	Miquelon and St. Pierre	2	6	2	6	4 80
	United States ..	61	42	85	92	204 00
	Total	1,049,809	694,547	1,021,573	686,995	2,451,775 20
Rum	United Kingdom	56,287	36,110	68,880	42,922	165,312 00
	B. Guiana	72,605	17,661	70,801	16,629	169,922 40
	B. W. Indies ..	38,482	18,581	35,890	17,871	86,136 00
	Newfoundland and Labrador ..	4	9	4	9	9 60
	Dan. W. Indies	39	19	93 60
	France	20,368	26,149	20,040	25,534	48,096 00
	Holland	59	48	234	97	561 60
	Porto-Rico	4	3	159	48	381 60
	Spain	45	27	108 00
	United States ..	9,351	3,882	9,057	4,159	21,736 80
	Total	197,160	102,443	205,149	107,315	492,357 60
Whiskey	United Kingdom	1,257,727	2,361,709	1,195,154	2,181,482	2,868,369 60
	B. W. Indies ..	679	781	198	205	475 20
	China	2	5	2	5	4 80
	France	792	1,825	1,015	2,396	2,436 00
	Greece	170	500
	Holland	17	15	40 80
	Italy	143	89	343 20
	United States ..	9,331	30,817	7,716	23,182	18,518 40
	Total	1,268,701	2,395,637	1,204,245	2,207,374	2,890,188 00
All spirituous or alcoholic liquors, N.O.P.	United Kingdom	2,272	611	386	358	926 40
	B. W. Indies ..	3	15	3	15	7 20
	Hong Kong	57,534	24,695	30,042	23,946	72,100 80
	Aust.-Hungary	42	17	100 80
	China	2,324	1,408	2,277	1,458	5,464 80
	France	145	278	118	180	283 20
	Germany	58	76	58	76	139 20
	Greece	17	39	40 80
	Holland	9	24	21 60

SESSIONAL PAPER No. 11

OF IMPORTS—Continued.

FOR HOME CONSUMPTION.

Preferential Tariff.			Treaty Rates			Total.		
Quantity.	Value.	Duty.	Quantity.	Value.	Duty.	Quantity.	Value.	Duty Collected.
	\$	\$ cts.		\$	\$ cts.	Galls.	\$	\$ cts.
						84	156	201 60
						515	3,607	1,236 00
						615	1,119	1,476 00
						9	17	21 60
						24	22	57 60
						3,084	15,661	7,401 60
						76,235	185,820	182,964 00
						146,763	184,410	352,231 20
						1,183	675	2,839 20
						255	222	612 00
						873,280	501,585	2,095,872 00
						5	5	12 00
						2	6	4 80
						85	92	204 00
						1,021,573	686,995	2,451,775 20
						68,880	42,922	165,312 00
						70,801	16,629	169,922 40
						35,890	17,871	86,136 00
						4	9	9 60
						39	19	93 60
						20,040	25,534	48,096 00
						234	97	561 60
						159	48	381 60
						45	27	108 00
						9,057	4,159	21,736 80
						205,149	107,315	492,357 60
						1,195,154	2,181,482	2,868,369 60
						198	205	475 20
						2	5	4 80
						1,015	2,396	2,436 00
						17	15	40 80
						143	89	343 20
						7,716	23,182	18,518 40
						1,204,245	2,207,374	2,890,188 00
						386	358	926 40
						3	15	7 20
						30,042	23,946	72,100 80
						42	17	100 80
						2,277	1,458	5,464 80
						118	180	283 20
						58	76	139 20
						17	39	40 80
						9	24	21 60

3 GEORGE V., A. 1913
No. 1.—GENERAL STATEMENT

ARTICLES IMPORTED.	COUNTRIES.	TOTAL IMPORTS.		ENTERED		
		Quantity.	Value.	General Tariff.		
				Quantity.	Value.	Duty.
		Galls.	£	Galls.	£	£ cts.
DUTYABLE GOODS— <i>Con.</i>						
Spirits and wines— <i>Con.</i>						
All spirituous, &c.— <i>Con.</i>	Italy.	31	108	35	120	84 00
	Japan.	288	155	288	155	691 20
	Miquelon & St. Pierre.	25	44			
Spirits and strong waters of any kind, mixed with any ingredient or ingredients, and being known or designated as anodynes, elixirs, essences, extracts, lotions, tinctures or medicines, or ethereal and spirituous fruit essences, N.O.P.	Russia in Europe	284	203	750	598	1,800 00
	Turkey in Asia	74	84	74	84	177 60
	United States.	798	2,318	737	2,189	1,768 80
	Total	63,836	29,995	34,836	29,259	83,606 40
	United Kingdom	1,025	10,748	1,057	10,939	5,818 50
	Hong Kong.	448	234	448	234	1,145 40
	Belgium.	11	199	11	199	86 10
	China.	185	104	185	104	475 20
	France.	601	8,835	618	6,822	3,529 80
	Germany.	43	142	43	142	145 80
	Holland.	3	30	3	30	16 20
	Italy.	741	1,842	452	1,212	1,448 40
	Japan.	1	3	1	3	3 30
	Spain	1	21	1	10	5 40
	United States.	2,233	25,969	2,250	25,998	13,199 40
	Total	5,292	48,127	5,069	45,693	25,873 50
Medicinal or medicated wines containing not more than 40 per cent of proof spirit.	United Kingdom	1,273	3,933	1,033	2,905	1,452 50
	Aust.-Hungary.	40	131	40	131	65 50
	France.	6,490	14,836	10,602	20,582	10,291 00
	Germany.	12	10	12	10	5 00
	Italy.	361	663	141	271	135 50
	Portugal.	220	870	78	196	98 00
Alcoholic perfumes and perfumed spirits, bay rum, Cologne and lavender waters, hair, tooth and skin washes, and other toilet preparations in bottles or flasks containing not more than 4 ounces each	Spain			2	6	3 00
	United States.	290	627	323	653	326 50
	Total	8,686	21,070	12,231	24,754	12,377 00
	United Kingdom	1,574	15,257	1,427	14,666	7,333 00
	Australia and Tasmania.	1	38	1	38	19 00
	B. W. Indies.	2	7	2	7	3 50
	Hong Kong.	1	3	1	3	1 50
	Aust.-Hungary.	4	49	4	49	24 50
	Belgium.	67	927	67	927	463 50
	France.	4,412	35,945	4,469	36,316	18,158 00
	Germany.	857	7,818	719	7,618	3,809 00
	Holland.	15	191	15	191	95 50
	Italy.			30	105	52 50
	Japan.		3		3	1 50
	Spain			2	19	9 50
	Switzerland.	101	139	101	139	69 50
	Russia in Europe	12	62	12	62	31 00
	United States.	3,495	26,847	3,500	26,883	13,441 50
	Total	10,541	87,286	10,350	87,026	43,513 00

SESSIONAL PAPER No. 11
OF IMPORTS—Continued.

FOR HOME CONSUMPTION.

Preferential Tariff.			Treaty Rates.			Total.		
Quantity.	Value.	Duty.	Quantity.	Value.	Duty.	Quantity.	Value.	Duty Collected.
	\$	\$ cts.		\$	\$ cts.	Galls.	\$	\$ cts.
						35	120	84 00
						288	155	691 20
						750	598	1,800 00
						74	84	177 60
						737	2,189	1,768 80
						34,836	29,259	83,606 40
						1,057	10,939	5,818 50
						448	234	1,145 40
						11	199	86 10
						185	104	475 20
						618	6,822	3,529 80
						43	142	145 80
						3	30	16 20
						452	1,212	1,448 40
						1	3	3 30
						1	10	5 40
						2,250	25,998	13,199 40
						5,069	45,693	25,873 50
						1,033	2,905	1,452 50
						40	131	65 50
						10,602	20,582	10,291 00
						12	10	5 00
						141	271	135 50
						78	196	98 00
						2	6	3 00
						323	653	326 50
						12,231	24,754	12,377 00
						1,427	14,666	7,333 00
						1	38	19 00
						2	7	3 50
						1	3	1 50
						4	49	24 50
						67	927	463 50
						4,469	36,316	18,158 00
						719	7,618	3,809 00
						15	191	95 50
						30	105	52 50
							3	1 50
						2	19	9 50
						101	139	69 50
						12	62	31 00
						3,500	26,883	13,441 50
						10,350	87,026	43,513 00

3 GEORGE V., A. 1913
No. 1.—GENERAL STATEMENT

ARTICLES IMPORTED.	COUNTRIES.	TOTAL IMPORTS.		ENTERED		
		Quantity.	Value.	General Tariff.		
				Quantity.	Value.	Duty.
		Galls.	\$	Galls.	\$	\$ cts.
DUTIABLE GOODS— <i>Con.</i>						
Spirits and wines— <i>Con.</i>						
Alcoholic perfumes and per- fumed spirits, bay rum, Colonge and lavender waters, hair, tooth and skin washes, and other toilet preparations in bottles, flasks or other packages containing more than 4 ounces each.....	United Kingdom B. W. Indies... Hong Kong..... Belgium..... France.. . . . Germany. United States...	531 91 2 32 6,386 172 1,387	8,089 149 10 342 76,932 1,635 25,458	527 66 2 32 6,466 172 1,389	8,031 113 10 342 77,652 1,635 25,475	4,477 20 203 60 8 80 213 60 46,579 20 1,066 80 13,523 60
	Total.....	8,601	112,615	8,654	113,258	66,072 80
Vermouth containing not more than 40 per cent of proof spirits	United Kingdom France..... Holland..... Italy	876 22,624 364 9,568	1,160 30,129 459 11,526	792 20,363 253 10,894	1,013 24,811 299 13,184	506 50 12,405 50 149 50 6,592 00
	Miquelon and St. Pierre.... United States...	2 153	6 233	2 259	6 351	3 00 175 50
	Total.....	33,587	43,513	32,563	39,664	19,332 00
Vermouth containing more than 40 per cent of proof spirits	France..... Italy	50 30	63 90	8 19	6 28	19 20 45 60
	United States... Total	19 99	28 181	19 27	28 34	45 60 64 80
Nitrous ether, sweet spirits of nitre and aromatic spirits of ammonia.....	United Kingdom Hong Kong.... China..... Germany. . . . United States...	344 20 12 21 305	538 6 5 40 2,076	344 20 12 21 305	538 6 5 40 2,076	987 00 49 80 30 30 62 40 1,354 80
	Total.....	702	2,665	702	2,665	2,484 30
Wines, ginger, containing not more than 40 per cent of proof spirits	United Kingdom B. Guiana China..... France..... Italy	5,717 36 4 10 92	5,864 23 2 9 120	4,974 36 4 54 40	5,281 23 2 131 60	2,640 50 11 50 1 00 65 50 30 00
	United States.. Total.....	261 6,120	319 6,337	986 6,094	868 6,365	434 00 3,182 50
Wines, ginger, containing more than 40 per cent of proof spirits	China..... United States...	54 4	31 27	88 4	55 27	211 20 9 60
	Total.....	58	58	92	82	220 80

SESSIONAL PAPER No. 11
OF IMPORTS—Continued.

FOR HOME CONSUMPTION.

Preferential Tariff.			Treaty Rates.			Total.		
Quantity.	Value.	Duty.	Quantity.	Value.	Duty.	Quantity.	Value.	Duty Collected.
	\$	\$ cts.		\$	\$ cts.	Galls.	\$	\$ cts.
						527	8,031	4,477 20
						66	113	203 60
						2	10	8 80
						32	342	213 60
						6,466	77,652	46,579 20
						172	1,635	1,066 80
						1,389	25,475	13,523 60
						8,654	113,258	66,072 80
						792	1,013	506 50
						20,363	24,811	12,405 50
						253	299	149 50
						10,894	13,184	6,592 00
						2	6	3 00
						259	351	175 50
						32,563	39,664	19,832 00
						8	6	19 20
						19	28	45 60
						27	34	64 80
						344	538	987 00
						20	6	49 80
						12	5	30 30
						21	40	62 40
						305	2,076	1,354 80
						702	2,665	2,484 30
						4,974	5,281	2,640 50
						36	23	11 50
						4	2	1 00
						54	131	65 50
						40	60	30 00
						986	868	434 00
						6,094	6,365	3,182 50
						88	55	211 20
						4	27	9 60
						92	82	220 80

3 GEORGE V., A. 1913

No. 1.—GENERAL STATEMENT

ARTICLES IMPORTED.	COUNTRIES.	TOTAL IMPORTS.		ENTERED		
		Quantity.	Value.	General Tariff.		
				Quantity.	Value.	Duty.
DUTIABLE GOODS— <i>Con.</i>		Galls.	\$	Galls.	\$	\$
Spirits and wines— <i>Con.</i>						
Wines of all kinds, N.O.P., including orange, lemon, strawberry, raspberry, elder and currant wines—Containing 20 per cent or less proof spirit.....	United Kingdom Australia and Tasmania ... France..... Spain	1,656 20 116,390 1,927	2,270 54 113,706 1,046
	Total.....	119,993	117,076
Containing over 20 per cent and not over 23 per cent.	United Kingdom France..... Italy	426 11,827 413	1,672 20,375 241
	Spain..... Total.....	4,354 17,020	1,986 24,274
Containing 26 p.c. or less of proof spirits	United Kingdom Australia and Tasmania ... Gibraltar..... Hong Kong.... Aust.-Hungary .. Belgium..... China..... France..... Germany..... Holland..... Italy..... Japan..... Miquelon and St. Pierre.... Norway..... Portugal..... Spain..... Sweden..... Turkey in Asia.. United States...	4,835 54 30 3,051 35 6 857 32,400 6,439 880 13,938 1,317 203 8 1,390 148,324 24 85 47,169	7,921 118 88 877 179 14 214 29,009 18,324 2,099 10,598 919 268 22 2,188 68,121 14 68 21,576	1,541 54 30 3,039 10 6 857 8,083 7,221 120 4,984 1,345 24 8 356 309 24 85 46,142	3,330 118 88 808 19 14 214 6,891 19,784 242 3,360 985 5 22 688 321 14 68 21,344	1,384 25 48 90 33 90 1,002 15 8 20 5 70 278 45 4,088 05 7,740 45 102 60 2,254 00 631 75 7 50 8 60 295 40 173 55 10 20 41 65 17,938 70
	Total	261,100	162,617	74,238	58,315	36,054 00
Containing over 26 p.c. and not over 27 p.c.	United Kingdom Hong Kong.... China..... France..... Italy..... Japan..... Portugal..... Spain..... Turkey in Asia.. United States...	201 4,697 375 155 1,321 5,979 635 8,404 7 720	224 851 94 177 743 4,188 457 4,595 23 585	4,697 375 37 174 6,934 1,528 57 7 823	851 94 47 168 4,983 794 49 23 741	1,570 46 133 20 24 46 99 12 3,436 42 666 04 30 66 8 86 452 74
	Total	22,494	11,937	14,632	7,750	6,421 96

SESSIONAL PAPER No. 11

OF IMPORTS—Continued.

FOR HOME CONSUMPTION.

Peferential Tariff.			Treaty Rates.			Total.		
Quantity.	Value.	Duty.	Quantity.	Value.	Duty.	Quantity.	Value.	Duty Collected.
	\$	\$ cts.	Galls.	\$	\$ cts.	Galls.	\$	\$ cts.
.....			2,221	3,021	333 15	2,221	3,021	333 15
.....			40	55	6 00	40	55	6 00
.....			128,642	111,965	19,296 30	128,642	111,965	19,296 30
.....			1,509	886	226 35	1,509	886	226 35
.....			132,412	115,927	19,861 80	132,412	115,927	19,861 80
.....			384	1,211	76 80	384	1,211	76 80
.....			10,502	21,133	2,100 40	10,502	21,133	2,100 40
.....			349	172	69 80	349	172	69 80
.....			4,565	2,086	913 00	4,565	2,086	913 00
.....			15,800	24,602	3,160 00	15,800	24,602	3,160 00
.....			2,445	2,559	611 25	3,986	5,889	1,995 50
.....						54	118	48 90
.....						30	88	33 90
.....						3,039	808	1,002 15
.....			25	160	6 25	35	179	14 45
.....						6	14	5 70
.....						857	214	278 45
.....			35,157	32,206	8,789 25	43,240	39,097	12,877 30
.....						7,221	19,784	7,740 45
.....						120	242	102 60
.....			9,748	7,800	2,437 00	14,732	11,160	4,691 00
.....						1,345	985	631 75
.....			179	263	44 75	203	268	52 25
.....						8	22	8 60
.....						356	688	295 40
.....			140,886	60,168	35,221 50	141,195	60,489	35,395 05
.....						24	14	10 20
.....						85	68	41 65
.....						46,142	21,344	17,938 70
.....			188,440	103,156	47,110 00	262,678	161,471	83,164 00
.....			187	117	52 36	187	117	52 36
.....						4,697	851	1,570 46
.....						375	94	133 20
.....			401	281	112 28	438	328	136 74
.....			854	534	239 12	1,028	702	338 24
.....						6,934	4,983	3,436 42
.....						1,528	794	666 04
.....			12,512	5,420	3,503 36	12,569	5,469	3,534 02
.....						7	23	8 86
.....						823	741	452 74
.....			13,954	6,352	3,907 12	28,586	14,102	10,329 08

3 GEORGE V., A. 1913

No. 1.—GENERAL STATEMENT

ARTICLES IMPORTED.	COUNTRIES.	TOTAL IMPORTS.		ENTERED		
		Quantity.	Value.	General Tariff.		
				Quantity.	Value.	Duty.
		Galls.	£	Galls.	£	£ cts.
DUTIABLE GOODS— <i>Con.</i>						
Spirits and wines— <i>Con.</i>						
Wines of all kinds— <i>Con.</i>						
Containing over 27 p.c. and not over 28 p.c.	United Kingdom	500	1,055	122	232	107 42
	Hong Kong	4,826	920	4,916	935	1,804 46
	China.....	394	117	394	97	151 24
	France.....	291	378	42	49	27 72
	Germany.....	44	80
	Italy.....	4,764	3,993	379	234	187 69
	Japan.....	42,087	31,222	40,724	29,081	21,348 74
	Portugal..	471	300	816	683	457 86
	Spain.....	6,992	5,441	326	357	208 16
	United States...	1,294	913	1,296	948	686 16
	Total.....	61,663	44,419	49,015	32,616	24,979 45
Containing over 28 p.c. and not over 29 p.c.	United Kingdom	67	148	178	380	174 52
	Hong Kong.....	5,285	999	5,307	1,012	2,107 98
	China.....	196	38	196	38	78 04
	France.....	708	882	118	78	63 52
	Italy.....	1,152	1,276
	Japan	22,285	16,347	22,997	16,650	12,813 98
	Portugal.....	946	983	783	946	550 02
	Spain.....	9,561	8,782	230	253	154 10
	United States...	790	1,119	773	1,061	581 12
	Total.....	40,990	30,574	30,582	20,418	16,523 28
Containing over 29 p.c. and not over 30 p.c.	United Kingdom	564	1,360	303	605	293 61
	Hong Kong.....	3,579	651	3,579	651	1,519 53
	China.....	477	86	477	86	202 29
	France.....	601	929	164	194	118 88
	Italy.....	318	491	31	83	36 37
	Japan.....	11,132	8,255	10,685	7,794	6,291 63
	Portugal..	4,556	4,290	3,875	3,476	2,476 55
	Spain.....	16,271	16,954	860	1,045	631 70
	United States...	1,011	763	1,026	712	593 22
	Total.....	38,509	33,779	21,006	14,646	12,163 80
Containing over 30 p.c. and not over 31 p.c.	United Kingdom	1,170	1,756	635	623	440 90
	Hong Kong.....	1,932	379	1,932	379	886 50
	Belgium.....	14	48	14	48	20 00
	China.....	171	31	171	31	77 70
	France.....	996	1,012	101	170	91 40
	Germany.....	22	49
	Italy.....	211	218
	Japan.....	554	371	394	281	241 90
	Portugal.....	8,367	9,134	7,374	8,621	5,535 90
	Spain.....	15,155	18,559	1,000	1,154	746 20
	United States...	2,837	1,666	3,109	1,865	1,803 10
	Total.....	31,429	33,223	14,730	13,172	9,843 60

SESSIONAL PAPER No. 11
OF IMPORTS—Continued.

HOM CONSUMPTION.								
Peferential Tariff.			Treaty Rates.			Total.		
Quantity.	Value.	Duty.	Quantity.	Value.	Duty.	Quantity.	Value.	Duty Collected.
			Galls.	\$	\$ cts.	Galls.	\$	\$ cts.
			370	678	114 70	492	910	222 12
						4,916	935	1,804 46
						394	97	151 24
			945	821	292 95	987	870	320 67
			3,600	2,627	1,116 00	3,979	2,861	1,303 69
						40,724	29,081	21,348 74
						816	683	457 86
			9,413	6,877	2,918 03	9,739	7,234	3,126 19
						1,296	948	686 16
			14,328	11,003	4,441 68	63,343	43,619	29,421 13
			232	398	78 88	410	778	253 40
						5,307	1,012	2,107 98
						196	38	78 04
			755	673	256 70	873	751	320 22
			1,521	1,154	517 14	1,521	1,154	517 14
						22,997	16,650	12,813 98
						783	946	550 02
			9,931	8,103	3,376 54	10,161	8,356	3,530 64
						773	1,061	581 12
			12,439	10,328	4,229 26	43,021	30,746	20,752 54
			456	718	168 72	759	1,323	462 33
						3,579	651	1,519 53
						477	86	202 29
			639	1,066	236 43	803	1,260	355 31
			317	337	117 29	348	420	153 66
			420	240	155 40	11,105	8,034	6,447 05
						3,875	3,476	2,476 55
			13,533	14,790	5,007 21	14,393	15,835	5,638 91
						1,026	712	593 22
			15,365	17,151	5,685 05	36,365	31,797	17,848 85
			212	666	84 80	847	1,289	525 70
						1,932	379	886 50
						14	48	20 00
						171	31	77 70
			1,284	1,083	513 60	1,385	1,253	605 00
			85	59	34 00	85	59	34 00
			160	90	64 00	554	371	305 90
						7,374	8,621	5,535 90
			14,018	16,287	5,607 20	15,018	17,441	6,353 40
						3,109	1,865	1,803 10
			15,759	18,185	6,303 60	30,489	31,357	16,147 20

3 GEORGE V., A. 1913

No. 1.—GENERAL STATEMENT

ARTICLES IMPORTED.	COUNTRIES.	TOTAL IMPORTS.		ENTERED		
		Quantity.	Value.	General Tariff.		
				Quantity.	Value.	Duty.
		Galls.	\$	Galls.	\$	\$ cts.
DUTIABLE GOODS— <i>Con.</i>						
Spirits and wines— <i>Con.</i>						
Wines of all kinds— <i>Con.</i>						
Containing over 31 p.c. and not over 32 p.c.....	United Kingdom	3,040	5,682	1,831	3,615	1,871 83
	Australia and Tasmania.	4	16	4	16	6 52
	Gibraltar.	38	88			
	Hong Kong	913	197	913	197	451 69
	China.....	128	28	128	28	63 44
	France.....	1,670	1,778	357	459	291 21
	Germany.	10	3	10	3	5 20
	Italy.....			114	211	112 32
	Japan.....	202	148	202	148	131 26
	Miquelon and St. Pierre.....	13	18			
	Norway.....	6	10	6	10	5 58
	Portugal.....	17,824	19,730	18,726	21,154	14,398 38
	Spain.....	18,528	21,979	1,310	1,662	1,061 90
	United States...	12,291	8,321	10,454	6,223	6,362 12
	Total.....	54,667	57,998	34,055	33,726	24,761 45
Containing over 32 p.c. and not over 33 p.c.....	United Kingdom	3,837	6,505	1,466	2,753	1,500 26
	Hong Kong	883	169	883	169	456 88
	Newfoundland & Labrador.	45	208	45	208	83 10
	China.....	81	15	81	15	41 76
	France.....	355	306	151	206	131 26
	Italy.....					
	Miquelon and St. Pierre.....	37	54			
	Portugal.....	19,575	26,920	20,008	27,646	17,497 48
	Spain.....	18,335	19,703	1,409	2,096	1,276 94
	United States...	2,798	1,715	913	823	666 88
	Total.....	45,946	55,595	24,956	33,916	21,654 56
Containing over 33 p.c. and not over 34 p.c.....	United Kingdom	3,131	7,611	2,246	5,095	2,629 04
	Hong Kong	899	200	899	200	500 51
	Newfoundland & Labrador.....	53	259	53	259	103 67
	China.....	202	41	202	41	111 28
	France.....	407	802	394	658	390 46
	Italy.....			10	24	12 10
	Japan.....	16	8	16	8	10 24
	Portugal.....	16,654	27,723	15,606	27,314	15,841 14
	Spain.....	4,313	5,745	1,188	2,278	1,265 52
	United States..	2,687	2,157	1,423	1,160	1,045 27
	Total.	28,362	44,546	22,037	37,037	21,909 23

SESSIONAL PAPER No. 11
OF IMPORTS—Continued.

FOR HOME CONSUMPTION.

Preferential Tariff.			Treaty Rates.			Total.		
Quantity.	Value.	Duty.	Quantity.	Value.	Duty.	Quantity.	Value.	Duty Collected.
	\$	\$ cts.	Galls.	\$	\$ cts.	Galls.	\$	\$ cts.
.....			1,064	2,093	457 52	2,895	5,708	2,329 35
.....						4	16	6 52
.....			38	88	16 34	38	88	16 34
.....						913	197	451 69
.....						128	28	63 44
.....			1,066	1,728	458 38	1,423	2,187	749 59
.....						10	3	5 20
.....			43	46	18 49	157	257	130 81
.....						202	148	131 26
.....			13	18	5 59	13	18	5 59
.....						6	10	5 58
.....						18,726	21,154	14,398 38
.....			20,170	22,735	8,673 10	21,480	24,397	9,735 00
.....						10,454	6,223	6,362 12
.....			22,394	26,708	9,629 42	56,449	60,434	34,390 87
.....								
.....			1,379	2,770	634 34	2,845	5,523	2,134 60
.....						883	169	456 88
.....						45	208	83 10
.....						81	15	41 76
.....			253	307	116 38	404	513	247 64
.....			10	9	4 60	10	9	4 60
.....			37	54	17 02	37	54	17 02
.....						20,008	27,646	17,497 48
.....			17,491	16,590	8,045 86	18,900	18,686	9,322 80
.....						913	823	666 88
.....			19,170	19,730	8,818 20	44,126	53,646	30,472 76
.....								
.....			614	1,230	300 86	2,860	6,325	2,929 90
.....						899	200	500 51
.....						53	259	103 67
.....						202	41	111 23
.....			180	242	88 20	574	900	478 66
.....						10	24	12 10
.....						16	8	10 24
.....						15,606	27,314	15,841 14
.....			3,525	5,457	1,727 25	4,713	7,735	2,992 77
.....						1,423	1,160	1,045 27
.....			4,319	6,929	2,116 31	26,356	43,966	24,025 54

3 GEORGE V., A. 1913

No. 1.—GENERAL STATEMENT

ARTICLES IMPORTED.	COUNTRIES.	TOTAL IMPORTS.		ENTERED		
		Quantity.	Value.	General Tariff.		
				Quantity.	Value.	Duty.
DUTIABLE GOODS— <i>Con.</i>		Galls.	\$	Galls.	\$	\$ cts.
Spirits and wines— <i>Con.</i>						
Wines of all kinds— <i>Con.</i>						
Containing over 34 p.c. and not over 35 p.c.	United Kingdom	929	2,579	786	2,340	1,110 72
	Hong Kong.	733	162	733	162	429 76
	Newfoundland & Labrador.	25	80	25	80	37 00
	China.	70	180	90 40
	France.	64	262	179	457	230 18
	Germany.	10	46	10	46	19 00
	Italy.	40	127	40	127	58 90
	Portugal.	5,604	10,164	6,016	11,504	6,579 52
	Spain.	2,779	5,189	1,028	2,018	1,139 96
	United States. .	1,832	2,472	190	251	174 10
	Total.	12,016	21,081	9,077	17,165	9,869 54
Containing over 35 p.c. and not over 36 p.c.	United Kingdom	771	1,601	164	854	346 40
	B. W. Indies.	6	44	6	44	16 50
	Hong Kong.	376	83	376	83	231 70
	Newfoundland and Labrador.	8	33	8	33	14 30
	China.	111	70	111	70	82 05
	France.	7	40	138	286	161 70
	Portugal.	3,207	5,102	3,325	6,841	3,881 05
	Spain.	1,187	2,281	337	611	368 65
	United States. .	60	41	60	41	45 30
	Total.	5,733	9,295	4,525	8,863	5,147 65
Containing over 36 p.c. and not over 37 p.c.	United Kingdom	628	1,316	447	1,134	599 46
	Hong Kong.	332	75	332	75	215 06
	Newfoundland and Labrador.	6	29	6	29	12 18
	France.	40	151	68 50
	Germany.	2	10	2	10	4 16
	Japan.	16	10	16	10	12 28
	Portugal.	1,308	2,684	1,279	2,674	1,544 02
	Spain.	439	630	287	448	300 86
	United States. .	4	22	4	22	8 92
	Total.	2,735	4,776	2,413	4,553	2,765 44
Containing over 37 p.c. and not over 38 p.c.	United Kingdom	44	247	46	248	102 46
	B. W. Indies.	3	16	3	16	6 63
	Hong Kong.	171	49	171	49	119 01
	China.	88	145	88	145	97 18
	France.	10	143	63	304	129 63
	Portugal.	655	1,451	573	1,166	699 33
	Spain.	126	523	70	315	137 20
	Total.	1,097	2,574	1,014	2,243	1,291 44

SESSIONAL PAPER No. 11

OF IMPORTS—*Continued.*

FOR HOME CONSUMPTION.

Preferential Tariff.			Treaty Rates.			Total.		
Quantity.	Value.	Duty.	Quantity.	Value.	Duty.	Quantity.	Value.	Duty Collected.
	\$	\$ cts.	Galls.	\$	\$ cts.	Galls.	\$	\$ cts.
			135	292	70 20	921	2,632	1,180 92
						733	162	429 76
						25	80	37 00
						70	180	90 40
			117	290	60 84	296	747	291 02
						10	46	19 00
						40	127	58 90
						6,016	11,504	6,579 52
			2,065	3,219	1,073 80	3,093	5,237	2,213 76
						190	251	174 10
			2,317	3,801	1,204 84	11,394	20,966	11,074 38
			202	450	111 10	366	1,304	457 50
						6	44	16 50
						376	83	231 70
						8	33	14 30
						111	70	82 05
			39	98	21 45	177	384	183 15
						3,325	6,841	3,881 05
			283	671	155 65	620	1,282	524 30
						60	41	45 30
			524	1,219	288 20	5,049	10,082	5,435 85
			174	330	100 92	621	1,464	700 38
						332	75	215 06
						6	29	12 18
			62	152	35 96	102	303	104 46
						2	10	4 16
						16	10	12 28
						1,279	2,674	1,544 02
			107	232	62 06	394	630	362 92
						4	22	8 92
			343	714	198 94	2,756	5,267	2,964 38
			34	71	20 74	80	319	123 20
						3	16	6 63
						171	49	119 01
						88	145	97 18
			4	47	2 44	67	351	132 07
						573	1,166	699 33
			20	63	12 20	90	378	149 40
			58	181	35 38	1,072	2,424	1,326 82

3 GEORGE V., A. 1913

No. 1.—GENERAL STATEMENT

ARTICLES IMPORTED.	COUNTRIES.	TOTAL IMPORTS.		ENTERED		
		Quantity.	Value.	General Tariff.		
				Quantity.	Value.	Duty.
DUTIABLES GOODS— <i>Con.</i>		Galls.	§	Galls.	§	§ cts.
Spirits and wines— <i>Con.</i>						
Wines of all kinds— <i>Con.</i>						
Containing over 38 p.c. and not over 39 p.c	United Kingdom	21	64	73	195	105 22
	Hong Kong.....	365	82	365	82	258 20
	China.....	21	5	21	5	14 94
	France.....	10	27			
	Miquelon and St. Pierre.....					
	Portugal.....	280	837	132	417	209 58
	Spain.....					
	Total.....	697	1,015	591	699	587 94
Containing over 39 p.c. and not over 40 p.c.....	United Kingdom	8	22	10	28	15 10
	Hong Kong.....	23	6	23	6	17 21
	China.....	15	13	15	13	13 95
	Spain.....	171	320	340	464	367 00
	United States...	11	25	11	25	14 87
	Total.....	228	386	399	536	428 13
Containing more than 40 p.c. of proof spirits, N.O.P....	Hong Kong.....	1,478	1,711	1,478	1,711	3,547 20
	Aust.-Hungary..	20	44	20	44	48 00
	China.....	2,642	2,313	2,537	2,269	6,088 80
	France.....	219	505	187	381	448 80
	Germany.....	3	16	3	16	7 20
	Holland.....			98	31	235 20
	Italy.....	8	33	88	219	211 20
	Spain.....	20	13	27	17	64 80
	United States...	103	165	103	165	247 20
	Total.....	4,493	4,800	4,541	4,853	10,898 40
Champagne and all other sparkling wines—						
In bottles containing each not more than a quart but more than a pint, old wine measure.....		Doz.		Doz.		
	United Kingdom	1,002	17,933	73	988	537
	Belgium.....	10	109	10	109	65 70
	France.....	16,543	265,358	241	3,061	1,713 60
	Germany.....	648	4,561	595	4,328	3,261 90
	Italy.....	198	1,091	47	236	225 90
	Spain.....	6	20	6	20	25 80
	Switzerland.....	5	46			
	United States...	154	1,884	103	1,074	662 10
	Total.....	18,566	291,002	1,075	9,816	6,492 30

SESSIONAL PAPER No. 11
OF IMPORTS—Continued.

FOR HOME CONSUMPTION.

Preferential Tariff.			Treaty Rates.			Total.		
Quantity.	Value.	Duty.	Quantity.	Value.	Duty.	Quantity.	Value.	Duty Collected.
	\$	\$ cts.	Galls.	\$	\$ cts.	Galls.	\$	\$ cts.
.....	3	17	1 92	76	212	107 14
.....	365	82	258 20
.....	21	5	14 94
.....	45	108	28 80	45	108	28 80
.....	13	27	8 32	13	27	8 32
.....	132	417	209 58
.....	9	24	5 76	9	24	5 76
.....	70	176	44 80	661	875	632 74
.....
.....	10	28	15 10
.....	23	6	17 21
.....	15	13	13 95
.....	21	103	14 07	361	567	381 07
.....	11	25	14 87
.....	21	103	14 07	420	639	442 20
.....
.....	1,478	1,711	3,547 20
.....	20	44	48 00
.....	2,537	2,269	6,088 80
.....	187	381	448 80
.....	3	16	7 20
.....	98	31	235 20
.....	88	219	211 20
.....	27	17	64 80
.....	103	165	247 20
.....	4,541	4,853	10,898 40
.....
.....	Doz.	Doz.
.....	831	15,767	2,742 30	904	16,755	3,279 60
.....	60	1,392	198 00	70	1,501	263 70
.....	13,610	229,178	44,913 00	13,851	232,239	46,626 60
.....	595	4,328	3,261 90
.....	119	632	392 70	166	868	618 60
.....	7	40	23 10	13	60	48 90
.....	7	55	23 10	7	55	23 10
.....	103	1,074	662 10
.....	14,634	247,064	48,292 20	15,709	256,880	54,784 50

3 GEORGE V., A. 1913

No. 1.—GENERAL STATEMENT

ARTICLES IMPORTED.	COUNTRIES.	TOTAL IMPORTS.		ENTERED		
		Quantity.	Value.	General Tariff.		
				Quantity.	Value.	Duty.
DUTIABLE GOODS— <i>Con.</i>		Doz.	£	Doz.	£	£ cts.
Spirits and wines— <i>Con.</i>						
Champagne, &c.— <i>Con.</i>						
In bottles containing not more than a pint each but more than half a pint, old wine measure.....	United Kingdom	845	6,684	75	523	280 65
	Australia and Tasmania...	38	325	28	170	97 20
	Aust.-Hungary...	12	132			
	Belgium.....	13	126	13	126	59 25
	Cuba.....	4	4	4	4	7 80
	France.....	57,453	512,263	412	2,970	1,570 80
	Germany.....	1,020	4,301	942	4,076	2,777 10
	Holland.....	10	35			
	Italy.....	100	328	10	23	23 40
	Spain.....	128	215			
	Switzerland.....	3	17			
	United States...	257	1,753	227	1,436	805 35
	Total.....	59,833	526,183	1,711	9,328	5,621 55
In bottles containing one-half pint each or less.....	United Kingdom	4	16			
	France.....	2,568	8,113	16	32	22 72
	Germany.....	108	318	20	59	34 10
	Total.....	2,680	8,447	36	91	56 82
In bottles containing over one quart each.....	France.....	Galls. 146	936	Galls. 10	70	36 00
Sponges..	United Kingdom		13,297		4,217	737 97
	B. W. Indies....		1,086		919	160 83
	Aust.-Hungary..		37		37	6 48
	Cuba.....		485		586	102 55
	France.....		133		133	23 28
	Germany.....		365		365	63 88
	Greece.....		240		240	42 00
	Japan.....		28		28	4 90
	United States...		69,238		70,529	12,343 01
	Total.....		84,909		77,054	13,484 90
Starch, including farina, corn starch, &c., &c.....		Lbs.		Lbs.		
	United Kingdom	474,362	23,133	12,200	635	183 00
	Hong Kong.....	94,578	2,028	94,578	2,028	1,418 67
	Belgium.....	17,374	756	15,650	616	234 75
	China.....	1,100	19	1,100	19	16 50
	France.....			4,500	223	67 50
	Germany.....	83,710	2,745	100,210	3,101	1,503 15
	Holland.....	198,696	5,172	204,191	5,286	3,062 86
	Japan.....	3,865	362	3,865	362	57 98
	Norway.....	400	8	400	8	6 00
	United States...	1,576,945	67,741	1,582,954	69,111	23,744 46
	Total.....	2,451,030	101,964	2,019,648	81,389	30,294 87

SESSIONAL PAPER No. 11
OF IMPORTS—Continued.

FOR HOME CONSUMPTION.

Preferential Tariff.			Treaty Rates.			Total.		
Quantity.	Value.	Duty.	Quantity.	Value.	Duty.	Quantity.	Value.	Duty Collected.
	\$	\$ cts.	Doz.	\$	\$ cts.	Doz.	\$	\$ cts.
			785	6,865	1,295 25	860	7,388	1,575 90
			10	155	16 50	38	325	113 70
			12	132	19 80	12	132	19 80
						13	126	59 25
						4	4	7 80
			48,942	441,277	80,754 30	49,354	444,247	82,325 10
						942	4,076	2,777 10
			10	35	16 50	10	35	16 50
			154	1,231	254 10	164	1,254	277 50
			32	250	52 80	32	250	52 80
			3	17	4 95	3	17	4 95
						227	1,436	805 35
			49,948	449,962	82,414 20	51,659	459,290	88,035 75
			4	16	3 28	4	16	3 28
			2,552	7,909	2,092 64	2,568	7,941	2,115 36
						20	59	34 10
			2,556	7,925	2,095 92	2,592	8,016	2,152 74
			Galls.			Galls.		
			116	779	174 00	126	849	210 00
	9,178	1,376 70					13,395	2,114 67
	189	28 35					1,108	189 18
							37	6 48
							586	102 55
							133	23 28
							365	63 88
							240	42 00
							28	4 90
							70,529	12,343 01
	9,367	1,405 05					86,421	14,889 95
Lbs.						Lbs.		
480,645	23,760	4,806 45				492,845	24,395	4,989 45
						94,578	2,028	1,418 67
						15,650	616	234 75
						1,100	19	16 50
						4,500	223	67 50
						100,210	3,101	1,503 15
						204,191	5,286	3,062 86
						3,865	362	57 98
						400	8	6 00
						1,582,954	69,111	23,744 46
480,645	23,760	4,806 45				2,500,293	105,149	35,101 32

3 GEORGE V., A. 1913
No. 1.—GENERAL STATEMENT

ARTICLES IMPORTED.	COUNTRIES.	TOTAL IMPORTS.		ENTERED		
		Quantity.	Value.	General Tariff.		
				Quantity.	Value.	Duty.
DUTIABLE GOODS— <i>Con.</i>			\$		\$	\$ cts.
Stockinettes for the manufacture of rubber boots and shoes when imported by manufacturers of rubber boots and shoes, for use exclusively in the manufacture of such articles in their own factories.....	United Kingdom		60,490	1,760	264 00
	United States.....		47,727	47,727	7,159 05
	Total.....		108,217	49,487	7,423 05
		Tons.		Tons.		
Stone and manufactures of— Flagstone, granite, rough, sandstone, and all building stone, not hammered, sawn or chiselled.....	United Kingdom	113	1,296		
	Newfoundland and Labrador.....	92	138	92	138	20 70
	Italy.....	572	2,025	572	2,025	303 75
	United States....	19,408	77,801	19,408	77,801	11,670 15
	Total.....	20,185	81,260	26,072	79,964	11,994 60
Flagstone; all other building stone, sawn or dressed.....	United Kingdom	109	419		
	Italy.....	140	671	140	671	134 20
	United States....	51,526	299,288	51,526	299,288	59,857 60
	Total.....	51,775	300,378	51,666	299,959	59,991 80
Granite, sawn only.	United Kingdom	118	911		
	United States....	594	4,506	594	4,506	901 20
	Total	712	5,417	594	4,506	901 20
Granite, manufactures of, N.O.P.....	United Kingdom		153,889	1,942	679 70
	United States....		7,966	7,966	2,788 10
	Total.....		161,855	9,908	3,467 80
Grindstones, not mounted and not less than 36 inches in diameter.....	United Kingdom		10,391	110	16 50
	Belgium.....		150	150	22 50
	Germany.....		3,299	3,299	494 85
	Norway.....		5,118	4,877	731 55
	United States....		70,240	70,240	10,536 00
	Total		89,198	78,676	11,801 40
Grindstones, N.O.P.....	United Kingdom		1,304		
	United States....		21,013	21,013	5,253 25
	Total.....		22,317	21,013	5,253 25
Paving blocks.....	United States.....		64,737	64,737	12,947 40

SESSIONAL PAPER No. 11
OF IMPORTS—Continued.

FOR HOME CONSUMPTION.

Preferential Tariff.			Treaty Rates.			Total.		
Quantity.	Value.	Duty.	Quantity.	Value.	Duty.	Quantity.	Value.	Duty Collected.
	\$	\$ cts.		\$	\$ cts.		\$	\$ cts.
.....	58,730	5,873 00	60,490	6,137 00
.....			47,727	7,159 05
.....	58,730	5,873 00	108,217	13,296 05
Tons.						Tons.		
113	1,296	129 60			113	1,296	129 60
.....					92	138	20 70
.....					572	2,025	303 75
.....					19,408	77,801	11,670 15
113	1,296	129 60			20,185	81,260	12,124 20
109	419	62 85			109	419	62 85
.....					140	671	134 20
.....					51,526	299,288	59,857 60
109	419	62 85			51,775	300,378	60,054 65
118	911	136 65			118	911	136 65
.....					594	4,506	901 20
118	911	136 65			712	5,417	1,037 85
.....	151,744	45,523 20	153,686	46,202 90
.....			7,966	2,788 10
.....	151,744	45,523 20	161,652	48,991 00
.....	10,281	1,028 10	10,391	1,044 60
.....			150	22 50
.....			3,299	494 85
.....			4,877	731 55
.....			70,240	10,536 00
.....	10,281	1,028 10	88,957	12,829 50
.....	1,304	228 23	1,304	228 23
.....			21,013	5,253 25
.....	1,304	228 23	22,317	5,481 48
.....			64,737	12,947 40

3 GEORGE V., A. 1913

No. 1.—GENERAL STATEMENT

ARTICLES IMPORTED.	COUNTRIES.	TOTAL IMPORTS.		ENTERED		
		Quantity.	Value.	General Tariff.		
				Quantity.	Value.	Duty.
DUTIABLE GOODS— <i>Con.</i>			\$		\$	\$ cts.
Stone and mfrs. of— <i>Con.</i>						
Manufactures of stone,						
N.O.P.	United Kingdom	3,219	877	263	10	
	Hong Kong.	9	9	2	70	
	Aust.-Hungary..	562	562	168	60	
	Belgium	48	48	14	40	
	China.....	70	70	21	00	
	France	371	372	111	60	
	Germany.....	1,584	1,585	475	50	
	Holland.....	159	133	39	90	
	Japan.....	130	130	39	00	
	Norway.....	3	3	0	90	
	United States...	32,795	31,795	9,538	50	
	Total	38,950	35,584	10,675	20	
		Tons.		Tons.		
Straw.....	United States...	614	6,373	614	6,373	1,228 00
Straw carpeting, rugs, mats						
and matting.....	United Kingdom	616	127	31	75	
	B. India.....	80				
	B. W. Indies.....		4	1	00	
	Hong Kong.....	1,382	780	195	00	
	Belgium	124	119	29	75	
	China.....	3,545	3,545	886	25	
	France.....	36				
	Germany.....	27	27	6	75	
	Japan.....	69,630	4,015	1,003	75	
	United States...	9,881	9,881	2,470	25	
	Total	85,321	18,498	4,624	50	
Straw, manufactures of, N.O.P.	United Kingdom	775	162	28	35	
	Hong Kong.....	448	448	78	40	
	Aust.-Hungary..	51	896	156	80	
	Belgium	795	795	139	13	
	China.....	56	56	9	80	
	France	840	1,274	222	95	
	Germany.....	5,312	7,970	1,394	90	
	Holland.....	5,461	7,193	1,258	77	
	Japan.....	136	136	23	80	
	Sweden.....	186	186	32	55	
	United States...	2,343	2,241	392	18	
	Total	16,403	21,357	3,737	63	
Straw, pulp	United States...	13	13	3	25	

SESSIONAL PAPER No. 11

OF IMPORTS—Continued.

FOR HOME CONSUMPTION.

[illegible]

3 GEORGE V., A. 1913

No. 1.—GENERAL STATEMENT

ARTICLES IMPORTED.	COUNTRIES.	TOTAL IMPORTS.		ENTERED		
		Quantity.	Value.	General Tariff.		
				Quantity	Value.	Duty.
DUTIABLE GOODS— <i>Con.</i>		Lbs.	\$	Lbs.	\$	\$ cts.
Sugars, syrups and molasses— Sugar, above No. 16 D.S. in colour, and all refined sugars of whatever kinds, grades or standards.....	United Kingdom 19,125,247 680,450 167,639 6,134 2,033 46 B. E. Indies, all other..... 227,367 5,912 B. W. Indies.... 105,388 2,534 8,688 336 65 38 Hong Kong..... 3,709,891 132,205 3,709,891 132,205 45,928 85 Aust.-Hungary.. 11,000 372 133 43 China 1,988 35 1,988 35 24 11 France..... 2,665 164 2,665 164 32 32 Germany 4,812 295 5,112 302 62 00 Japan 3,014 116 3,014 116 36 54 Miquelon and St. Pierre 150 8 150 8 1 82 Norway 1,500 60 1,500 60 19 68 Russia in Europe 700 21 United States... 480,387 21,666 354,500 14,677 3,440 08 Total..... 23,663,109 843,466 4,266,147 154,409 51,777 67					
Sugar, N.O.P., not above No. 16 D.S. in colour, sugar drainings, or pumpings drained in transit, melado or concentrated melado, tank bottoms and sugar concrete.....	B. E. Africa... 10,235,589 240,237 10,235,589 240,237 57,897 67 B. Guiana..... 172,338,580 4,978,899 B. W. Indies.... 165,619,867 3,977,627 1,112,382 27,027 7,935 30 B. Oceania, all other..... 5,937,716 130,304 Aust.-Hungary.. 8,702,318 324,386 C. A. States, Guatemala.... 989,200 22,993 15,235 350 116 90 C. A. States, Nicaragua.... 994,900 22,572 70,200 1,580 538 64 Cuba..... 29,349,044 908,879 17,573,855 545,076 154,044 18 Dan. W. Indies. 3,279,587 77,224 3,279,587 75,430 27,364 27 Dutch E. Indies. 55,113,195 1,299,977 57,346,675 1,435,254 439,321 06 Dutch Guiana .. 872,448 24,865 1,545,448 43,507 13,858 22 Germany 2,161,584 85,382 Japan 21,361,900 480,193 3,343,395 78,027 28,653 87 Peru 3,203,200 74,126 6,831,838 153,136 57,020 69 San Domingo.. 41,256,009 1,012,412 42,139,625 1,025,024 313,057 34 U.S. of Colombia 893,750 27,488 893,750 27,488 7,957 75 United States.. 6,659,654 203,019 150,823 4,717 1,357 26 Total..... 528,968,541 13,890,583 144,538,402 3,656,853 1,109,123 15					

SESSIONAL PAPER No. 11

OF IMPORTS—Continued.

FOR HOME CONSUMPTION.

[illegible]

3 GEORGE V., A. 1913
No. 1.—GENERAL STATEMENT

ARTICLES IMPORTED.	COUNTRIES.	TOTAL IMPORTS.		ENTERED		
		Quantity.	Value.	General Tariff.		
				Quantity.	Value.	Duty.
DUTIABLE GOODS— <i>Con.</i>		Lbs.	\$	Lbs.	\$	\$ cts.
Sugars, &c.— <i>Con.</i> Raw sugar as described in preceding item, when imported to be refined in Canada by Canadian sugar refiners under provisions of Tariff Items 135b and 135c. (This item does not include the amount of sugar entered for consumption under Tariff Item 135, on which a refund of duty was subsequently obtained under Items 135b and 135c).	Aust.-Hungary Belgium C. A. States, Guatemala Dutch E. Indies Dutch Guiana Germany Japan Peru San Domingo Total 4,425,524 20,971,283 . 25,396,807 125,326 503.951 629,277	8,702,318 4,425,524 1,180,767 14,750,038 221,162 23,132,867 1,086,525 611,600 6,054,461 60,165,262	325,386 125,326 27,843 323,932 4,473 589,403 26,000 14,000 148,687 1,585,050	43,933 66 23,234 00 6,199 01 81,292 12 1,183 22 120,353 13 5,812 90 3,310 90 32,912 02 318,230 96
Syrups and molasses of all kinds, the product of the sugar cane or beet, N.O.P., and all imitations thereof or substitutes therefor	United Kingdom Hong Kong Japan Turkey in Asia United States Total	687,103 19,029 115 480 2,932,858 3,639,585	32,004 503 3 11 60,726 93,247	6,816 19,029 115 480 2,961,942 2,988,382	323 503 3 11 59,674 60,514	34 08 95 15 0 58 2 40 14,809 73 14,941 94
Molasses produced in the process of the manufacture of cane sugar from the juice of the cane without any admixture with any other ingredient, when imported direct from the place of production, or its shipping port, in the original package in which it was placed at the point of production and not afterwards subjected to any process of treating or mixing, testing by polariscope not less than 35 degrees nor more than 56 degrees	Norway United States Total	Galls. 25 61,145 61,170	4 16,050 16,054	Galls. 25 67,063 67,088	4 17,456 17,460	0 75 2,011 89 2,012 64

SESSIONAL PAPER No. 11
OF IMPORTS—Continued.

FOR HOME CONSUMPTION.

Preferential Tariff.			Treaty Rates.			Total.		
Quantity.	Value.	Duty.	Quantity.	Value.	Duty.	Quantity.	Value.	Duty Collected.
Lbs.	\$	\$ cts.		\$	\$ cts.	Lbs.	\$	\$ cts.
						8,702,318	325,386	43,933 66
						4,425,524	125,326	23,234 00
						1,180,767	27,843	6,199 01
						14,750,038	323,932	81,292 12
						221,162	4,473	1,183 22
						23,132,867	589,403	120,353 13
						1,086,525	26,000	5,812 90
						611,600	14,000	3,310 90
						6,054,461	148,687	32,912 02
						60,165,262	1,585,050	318,230 96
677,716	31,662	2,372 15				684,532	31,985	2,406 23
						19,029	503	95 15
						115	3	0 58
						480	11	2 40
						2,961,942	59,674	14,809 73
677,716	31,662	2,372 15				3,666,098	92,176	17,314 09
Galls.			Galls.			Galls.		
						25	4	0 75
						67,063	17,456	2,011 89
						67,088	17,460	2,012 64

3 GEORGE V., A. 1913

No. 1.—GENERAL STATEMENT

ARTICLES IMPORTED.	COUNTRIES.	TOTAL IMPORTS.		ENTERED		
		Quantity.	Value.	General Tariff.		
				Quantity.	Value.	Duty.
		Lbs.	\$	Lbs.	\$	\$ cts.
DUTIABLE GOODS— <i>Con.</i>						
Sugars, &c.— <i>Con.</i>						
Sugar candy, and confectionery of all kinds including sweetened gums, candied peel, candied pop corn, candied fruit, candied nuts, flavouring powders, custard powders, jelly powders, sweetmeats, sweetened breads, cakes, pies, puddings and all other confections containing sugar.....	United Kingdom	5,806,572	844,801	105,252	12,614	4,414 90
	Hong Kong.....	67,682	1,884	67,384	1,880	658 00
	Aust.-Hungary..	10,774	1,556	5,847	839	293 65
	Belgium.....	10,185	1,234	2,240	157	54 95
	China.....	7,220	311	7,220	311	108 85
	France.....	115,443	21,338	10,002	1,601	560 35
	Germany.....	97,919	15,580	94,553	13,254	4,638 90
	Holland.....	38,460	4,876	10,350	1,311	458 85
	Italy.....	992	266	298	80	28 00
	Japan.....	24,525	2,498	3,100	306	107 10
	Russia in Asia..	5	2	5	2	70
	Russia in Europe	5,000	521			
	Sweden.....	10,918	2,347	10	5	1 75
	Switzerland.....	53,750	14,917	2,900	1,424	498 40
	Turkey in Asia..	23,912	1,879	23,912	1,879	657 65
	Turkey in Europe	6,428	497	6,428	497	173 95
	United States...	1,851,807	247,327	1,848,681	247,215	86,525 35
	Total.....	8,131,592	1,161,834	2,188,182	283,375	99,181 35
Glucose or grape sugar, glucose syrup and corn syrup or any syrups containing any admixture thereof.....	United Kingdom	69,570	2,815			
	Italy.....	1,137	139	476	58	3 00
	Turkey in Asia..	1,817	40	1,817	40	11 37
	United States.	5,457,865	83,772	3,831,494	83,393	23,947 00
	Total.....	5,530,389	86,766	3,833,787	83,491	23,961 37
Sugar, maple, and maple syrup.....	United Kingdom	175	17			
	United States...	40,937	4,821	14,870	2,233	446 60
	Total.....	41,112	4,838	14,870	2,233	446 60
Surgical trusses, pessaries and suspensory bandages	United Kingdom		7,784		1,589	317 80
	France.....		423		38	7 60
	Germany.....		813		813	162 60
	Italy.....		33		33	6 60
	United States..		35,762		35,762	7,152 40
	Total....		44,815		38,235	7,647 00
Tallow.....	United Kingdom	152,434	17,198	45,752	4,415	883 00
	France.....	130	13	130	13	2 60
	United States...	110,977	8,020	110,977	8,020	1,604 00
	Total.....	263,541	25,231	156,859	12,448	2,489 60

SESSIONAL PAPER No. 11
OF IMPORTS—Continued.

FOR HOME CONSUMPTION.

Preferential Tariff.			Treaty Rates.			Total.		
Quantity.	Value.	Duty.	Quantity.	Value.	Duty.	Quantity.	Value.	Duty Collected.
Lbs.	\$	\$ cts.	Lbs.	\$	\$ cts.	Lbs.	\$	\$ cts.
5,784,631	821,641	184,869 95	33,839	7,319	2,378 67	5,923,722	841,574	191,663 50
						67,384	1,880	658 08
			4,927	717	233 03	10,774	1,556	526 68
			9,065	1,145	372 13	11,305	1,302	427 05
						7,220	311	108 89
			85,884	18,299	5,947 34	95,886	19,900	6,507 60
						94,553	13,254	4,638 98
			25,041	4,029	1,309 43	35,391	5,340	1,768 20
						298	80	28 00
			21,425	2,192	712 40	24,525	2,498	819 50
						5	2	72
			5,000	521	169 32	5,000	521	169 35
			2,596	592	192 40	2,606	597	194 10
			43,022	8,204	2,666 30	45,922	9,628	3,164 75
						22,912	1,879	657 6
						6,428	497	173 95
						1,848,681	247,215	86,525 35
5,784,631	821,641	184,869 95	230,799	43,018	13,981 02	8,203,612	1,148,034	298,032 32
102,581	3,572	410 26				102,581	3,572	410 26
						476	58	3 00
						1,817	40	11 37
						3,831,494	83,393	23,947 00
102,581	3,572	410 26				3,936,368	87,063	24,371 63
175	17	2 55				175	17	2 55
						14,870	2,233	446 60
175	17	2 55				15,045	2,250	449 15
	6,195	774 55					7,784	1,092 35
				385	67 41		423	75 01
							813	162 60
							33	6 60
							35,762	7,152 40
	6,195	774 55		385	67 41		44,815	8,488 96
106,682	12,783	1,917 45				152,434	17,198	2,800 45
						130	13	2 60
						110,977	8,020	1,604 00
106,682	12,783	1,917 45				263,541	25,231	4,407 05

3 GEORGE V., A. 1913

No. 1.—GENERAL STATEMENT

ARTICLES IMPORTED.	COUNTRIES.	TOTAL IMPORTS.		ENTERED		
		Quantity.	Value.	General Tariff.		
				Quantity.	Value.	Duty.
DUTIABLE GOODS— <i>Con.</i>			\$		\$	\$ cts.
Tape lines of any material.....	United Kingdom.....	2,465	122	30 50
	Germany.....	267	267	66 75
	United States....	9,480	9,484	2,371 00
	Total.....	12,212	9,873	2,468 25
Tape lines, yarn for the man- ufacture of.....		Lbs.		Lbs.		
	United Kingdom.....	2,561	1,484
	United States....	1,213	289	1,213	289	28 90
	Total.....	3,774	1,773	1,213	289	28 90
Tea of Ceylon, black.....	United States....	10,733	1,282	10,733	1,282	128 20
Tea of Ceylon, green.....	United States....	11,934	1,733	11,934	1,733	173 30
Tea of India, black.....	United States....	670	154	670	154	15 40
Tea of India, green....	United States....	7,684	429	7,684	429	42 90
Tea of China, black.....	United Kingdom.....	122	32	122	32	3 20
	Russia in Europe.....	160	202	160	202	20 20
	United States....	14,167	2,062	14,167	2,062	206 20
	Total... ..	14,449	2,296	14,449	2,296	229 60
Tea of China, green.	United Kingdom.....	120	12	120	12	1 20
	United States....	55,571	7,031	39,530	4,950	495 00
	Total.	55,691	7,043	39,650	4,962	496 20
Tea of Japan, green.....	United Kingdom.....	2,000	280	2,000	280	28 00
	Japan.....	16,000	420	16,000	420	42 00
	United States....	170,380	26,921	174,374	24,521	2,452 10
	Total.....	188,380	27,621	192,374	25,221	2,522 10
Tea of other countries, black...	United Kingdom.....	8,912	1,984	8,912	1,984	198 40
	United States....	43,977	6,745	42,529	6,386	638 60
	Total	52,889	8,729	51,441	8,370	837 00
Tea of other countries, green...	United Kingdom.....	50	12	50	12	1 20
	United States. .	1,153	169	1,153	169	16 90
	Total.....	1,203	181	1,203	181	18 10
Tinware, japanned or not, and all manufactures of tin, N.O.P.	United Kingdom.....	111,421	6,413	1,603 25
	Hong Kong.....	46	46	11 50
	Aust.-Hungary..	378	378	94 50
	Belgium.....	209	207	51 75

SESSIONAL PAPER No. 11
OF IMPORTS—Continued.

FOR HOME CONSUMPTION.

Preferential Tariff.			Treaty Rates.			Total.		
Quantity.	Value.	Duty.	Quantity.	Value.	Duty.	Quantity.	Value.	Duty Collected.
	\$	\$ cts.		\$	\$ cts.		\$	\$ cts.
.....	2,342	409 95	1	22	2,465	440 67
.....			267	66 75
.....			9,484	2,371 00
.....	2,342	409 95	1	22	12,216	2,878 42
Lbs. 2,561	1,484	74 20			Lbs. 2,561	1,484	74 20
.....					1,213	289	28 90
2,561	1,484	74 20			3,774	1,773	103 10
.....					10,733	1,282	128 20
.....					11,934	1,733	173 30
.....					670	154	15 40
.....					7,684	429	42 90
.....					122	32	3 20
.....					160	202	20 20
.....					14,167	2,062	206 20
.....					14,449	2,296	229 60
.....					120	12	1 20
.....					39,536	4,950	495 00
.....					39,650	4,962	496 20
.....					2,000	280	28 00
.....					16,000	420	42 00
.....					174,374	24,521	2,452 10
.....					192,374	25,221	2,522 10
.....					8,912	1,984	198 40
.....					42,529	6,386	638 60
.....					51,441	8,370	837 00
.....					50	12	1 20
.....					1,153	169	16 90
.....					1,203	181	18 10
.....	104,770	15,715 50	111,183	17,318 75
.....			46	11 50
.....			378	94 50
.....			207	51 75

3 GEORGE V., A. 1913

No. 1.—GENERAL STATEMENT

ARTICLES IMPORTED.	COUNTRIES.	TOTAL IMPORTS.		ENTERED		
		Quantity.	Value.	General Tariff.		
				Quantity.	Value.	Duty.
DUTIABLE GOODS— <i>Con.</i>			\$		\$	\$ cts.
Tinware, japanned or not, and all mfrs. of tin— <i>Con.</i>	China.....	17	17	4 25
	Denmark.....	118	118	29 50
	France.....	810	800	200 00
	Germany.....	8,422	8,561	2,140 25
	Holland.....	319	315	78 75
	Italy.....	105	124	31 00
	Japan.....	27	27	6 75
	United States...	374,284	374,162	93,540 50
	Total....	496,156	391,168	97,792 00
Tobacco and manufactures of— Cigarettes.....	United Kingdom	Lbs. 44,037	106,281	Lbs. 42,999	104,502	155,122 50
	Hong Kong.....	13	17	13	17	43 25
	Malta.....	101	164	782	1,435	2,704 75
	Belgium.....	102	314	102	314	384 50
	Cuba.....	34	56	101	116	332 00
	Egypt and Sou- dan.....	18,668	44,679	16,821	40,621	60,618 25
	France.....	284	356	284	356	941 00
	Germany.....	1,576	4,092	851	2,257	3,117 25
	Holland.....	28	68	28	68	101 00
	Mexico....	78	53	64	45	203 25
	Miquelon and St. Pierre.....	14	24	14	24	48 00
	Philippines.....	69	84	69	84	228 00
	Roumania.....	1	1	1	1	3 25
	Russia in Europe	1	1	1	1	3 25
	Turkey in Asia..	2	8	2	8	8 00
	Turkey in Europe	142	332	142	332	509 00
	United States...	2,769	9,228	2,899	9,500	11,072 00
	Total.....	67,919	165,758	65,173	159,681	235,439 25
Cigars.....	United Kingdom	587	2,366	694	2,628	2,739 00
	B. India.....	172	47	62	23	191 75
	B. Strait Settle- ments.....	29	45	33	50	111 50
	B. East Indies, all other.....	6	3	33	27	105 75
	B. W. Indies...	485	1,563	446	1,422	1,693 50
	Hong Kong.....	394	628	394	628	1,339 00
	Alaska.....	300	1,200	75	300	300 00
	Aust.-Hungary..	15	18	15	18	49 50
	Belgium.....	309	518	103	158	348 50
	China.....	227	293	227	293	754 25
	Cuba.....	129,431	536,927	132,385	551,780	535,100 00
	France.....	89	145	205	316	694 00
	Germany.....	1,761	2,932	1,761	2,932	6,016 00
	Holland.....	239	447	180	495	663 75
	Italy.....	1	2	1	2	3 50
	Mexico....	233	527	305	632	1,073 00
	Philippines.....	3,787	3,705	4,118	4,254	13,417 50
	Switzerland.....	15	20	15	20	50 00
	United States...	13,222	54,378	11,404	47,254	46,025 50
	Total.....	151, 02	605,764	152,456	613,232	610,676 00

SESSIONAL PAPER No. 11
OF IMPORTS—Continued.

FOR HOME CONSUMPTION.

Peferential Tariff.			Treaty Rates.			Total.		
Quantity.	Value.	Duty.	Quantity.	Value.	Duty.	Quantity.	Value.	Duty Collected.
	\$	\$ cts.		\$	\$ cts.		\$	\$ cts.
.....			17	4 25
.....			118	29 50
.....			800	200 00
.....			8,561	2,140 25
.....			315	78 75
.....			124	31 00
.....			27	6 75
.....			374,162	93,540 50
.....	104,770	15,715 50	495,938	113,507 50
.....					Lbs.		
.....					42,999	104,502	155,122 50
.....					13	17	43 25
.....					782	1,435	2,704 75
.....					102	314	384 50
.....					101	116	332 00
.....					16,821	40,621	60,618 25
.....					284	356	941 00
.....					851	2,257	3,117 25
.....					28	68	101 00
.....					64	45	203 25
.....					14	24	48 00
.....					69	84	228 00
.....					1	1	3 25
.....					1	1	3 25
.....					2	8	8 00
.....					142	332	509 00
.....					2,899	9,500	11,072 00
.....					65,173	159,681	235,439 25
.....					694	2,628	2,739 00
.....					62	23	191 75
.....					33	50	111 50
.....					33	27	105 75
.....					446	1,422	1,693 50
.....					394	628	1,339 00
.....					75	300	300 00
.....					15	18	49 50
.....					103	158	348 50
.....					227	293	754 25
.....					132,385	551,780	535,100 00
.....					205	316	694 00
.....					1,761	2,932	6,016 00
.....					180	495	663 75
.....					1	2	3 50
.....					305	632	1,073 00
.....					4,118	4,254	13,417 50
.....					15	20	50 00
.....					11,404	47,254	46,025 50
.....					152,456	613,232	610,676 00

3 GEORGE V., A. 1913

No. 1.—GENERAL STATEMENT

ARTICLES IMPORTED.	COUNTRIES.	TOTAL IMPORTS.		ENTERED		
		Quantity.	Value.	General Tariff.		
				Quantity.	Value.	Duty.
DUTIABLE GOODS— <i>Con.</i>		Lbs.	\$	Lbs.	\$	\$ cts.
Tobacco, mfrs. of— <i>Con.</i>	United Kingdom	330,158	262,453	325,378	256,083	178,957 90
Tobacco, cut.....	B. E. Indies, all other.....	6	10	6	10	3 30
	B. W. Indies....	20	7	20	7	11 00
	Hong Kong.....	12,927	1,618	12,927	1,618	7,109 85
	Aust. Hungary..	3,027	1,603	3,027	1,603	1,664 85
	Belgium.....	4	4	4	4	2 20
	China.....	7,545	1,584	7,578	1,453	4,167 90
	Cuba.....	290	134	340	232	187 00
	Egypt and Sudan	110	277	105	262	57 75
	France.....	2,212	1,026	2,212	1,026	1,216 60
	Germany.....	2,034	1,450	2,034	1,450	1,118 70
	Holland.....	8	8	4 40
	Mexico.....	5	4	5	4	2 75
	Miquelon and St. Pierre	250	56	250	56	137 50
	Roumania	122	90	122	90	67 10
	Russia in Asia..	218	105	218	105	119 90
	Russia in Europe	20	18	20	18	11 00
	Turkey in Asia..	586	271	586	271	322 30
	United States...	169,742	100,256	175,499	104,428	96,524 45
	Total.....	529,284	370,966	530,339	368,720	291,686 45
Snuff.....	United Kingdom	7,005	2,745	7,005	2,745	3,502 50
	France.....	1,305	496	1,305	496	652 50
	Germany.....	120	138	120	138	60 00
	Italy.....	615	323	205	108	102 50
	Roumania	57	10	57	10	28 50
	United States...	22,921	6,901	22,841	6,888	11,420 50
	Total.....	32,023	10,613	31,533	10,385	15,766 50
All other manufactures of tobacco, N.O.P.....	United Kingdom	44,365	18,651	43,625	17,767	21,812 50
	B. W. Indies....	189	38
	Belgium	4	4	4	4	2 00
	Roumania.....	21	13	21	13	10 50
	Russia in Europe	99	24
	United States...	204,483	99,412	192,233	96,445	96,116 50
	Total.....	249,152	118,142	235,883	114,229	117,941 50
Tobacco pipes of all kinds, pipe mounts, cigar and cigarette holders and cases for the same, smokers' sets and cases therefor, and tobacco pouches. ...	United Kingdom	501,535	32,630	11,420 50
	Hong Kong.....	83	83	29 05
	Aust. Hungary..	122,178	8,565	2,997 75
	Belgium.....	2,906	16	5 60
	China.....	7	7	2 45
	France.....	169,531	4,775	1,671 25
	Germany.....	11,426	11,476	4,016 60
	Holland.....	201	201	70 35
	Italy.....	4,009	4,009	1,403 15
	Japan.....	454	18	6 30
	Russia in Europe	4	4	1 40
	Switzerland.....	152
	Turkey in Asia..	12	12	4 20
	United States...	53,338	53,287	18,650 45
	Total.....	865,836	115,083	40,279 05

SESSIONAL PAPER No. 11
OF IMPORTS—Continued.

FOR HOME CONSUMPTION.

Preferential Tariff.			Treaty Rates.			Total.		
Quantity.	Value.	Duty.	Quantity.	Value.	Duty.	Quantity.	Value.	Duty Collected.
	\$	\$ cts.		\$	\$ cts.	Lbs.	\$	\$ cts.
						325,378	256,083	178,957 90
						6	10	3 30
						20	7	11 00
						12,927	1,618	7,109 85
						3,027	1,603	1,664 85
						4	4	2 20
						7,578	1,453	4,167 90
						340	232	187 00
						105	262	57 75
						2,212	1,026	1,216 60
						2,034	1,450	1,118 70
						8		4 40
						5	4	2 75
						250	56	137 50
						122	90	67 10
						218	105	119 90
						20	18	11 00
						586	271	322 30
						175,499	104,428	96,524 45
						530,339	368,720	291,686 45
						7,005	2,745	3,502 50
						1,305	496	652 50
						120	138	60 00
						205	108	102 50
						57	10	28 50
						22,841	6,888	11,420 50
						31,533	10,385	15,766 50
						43,625	17,767	21,812 50
						4	4	2 00
						21	13	10 50
						192,233	96,445	96,116 50
						235,883	114,229	117,941 50
	329,462	74,129 22		138,596	45,043 75		500,688	130,593 47
							83	29 05
				114,257	37,133 53		122,822	40,131 28
				2,890	939 25		2,906	944 85
							7	2 45
				164,428	53,439 20		169,203	55,110 45
							11,476	4,016 60
							201	70 35
							4,009	1,403 15
				436	141 70		454	148 00
							4	1 40
				152	49 40		152	49 40
							12	4 20
							53,287	18,650 45
	329,462	74,129 22		420,759	136,746 83		865,304	251,155 10

3 GEORGE V., A. 1913

No. 1.—GENERAL STATEMENT

ARTICLES IMPORTED.	COUNTRIES.	TOTAL IMPORTS.		ENTERED		
		Quantity.	Value.	General Tariff.		
				Quantity.	Value.	Duty.
DUTIABLE GOODS— <i>Con.</i>			\$		\$	\$ cts.
Trawls, trawling spoons, fly hooks, sinkers, swivels, and sportsman's fishing bait, and fish hooks, N.O.P.....	United Kingdom		22,987		269	94 15
	United States.....		19,717		19,717	6,900 95
	Total.....		42,704		19,986	6,995 10
Trunks, valises, hat-boxes, carpet bags, and tool bags.....	United Kingdom		21,890		1,562	468 60
	Hong Kong.....		153		153	45 90
	Aust. Hungary..		253		198	59 40
	China		6		6	1 80
	France.....		234		179	53 70
	Germany..		1,476		1,476	442 80
	Japan.....		2,019		291	87 30
	United States. .		69,350		69,180	20,754 00
Twine, mfrs. of, viz.: hammocks and lawn tennis nets, sportsmen's fish nets and other articles, N.O.P.	Total.....		95,381		73,045	21,913 50
	United Kingdom		10,936		98	29 40
	France.....		132		132	39 60
	Germany		91		91	27 30
	Japan		224		224	67 20
	United States... ..		31,958		31,958	9,587 40
Umbrellas, parasols and sunshades of all kinds and materials.....	Total.....		43,341		32,503	9,750 90
	United Kingdom		75,732		2,071	724 85
	Malta.....		47		47	16 45
	Aust.-Hungary..		211		211	73 85
	China		3		3	1 05
	France		276		276	96 60
	Germany		740		740	259 00
	Japan		1,311		1,311	458 85
	United States... ..		14,951		14,951	5,232 85
Unenumerated articles.....	Total....		93,271		19,610	6,863 50
	United Kingdom		59,817		9,028	1,579 90
	Hong Kong....		1,289		1,281	224 18
	Aust.-Hungary ..		2,211		2,201	385 18
	Belgium.....		802		802	140 35
	China		59		59	10 33
	Egypt & Soudan ..		244		244	42 70
	France.....		10,303		9,290	1,625 75
	Germany		23,552		23,552	4,121 60
	Holland.....		112		112	19 60
	Italy.....		788		788	137 90
	Japan.....		1,317		1,317	230 48
	Norway		256		256	44 89
	Spain.....		207		207	36 23
	Switzerland.....		932		932	163 10
	Turkey in Asia..		4,516		4,516	790 30
	United States... ..		576,271		575,286	100,677 25
	Total.....		682,676		629,871	110,229 65

SESSIONAL PAPER No. 11
OF IMPORTS—Continued.

FOR HOME CONSUMPTION.

Peferential Tariff.			Treaty Rates.			Total.		
Quantity.	Value.	Duty.	Quantity.	Value.	Duty.	Quantity.	Value.	Duty Collected.
	\$	\$ cts.		\$	\$ cts.		\$	\$ cts.
.....	22,744	5,117 90	23,013	5,212 05
.....			19,717	6,900 95
.....	22,744	5,117 90	42,730	12,113 00
.....	20,126	4,025 20	78	21 45	21,766	4,515 25
.....			153	45 90
.....			55	15 11	253	74 51
.....			6	1 80
.....			70	19 25	249	72 95
.....			1,476	442 80
.....			1,728	475 20	2,019	562 50
.....			69,180	20,754 00
.....	20,126	4,025 20	1,931	531 01	95,102	26,469 71
.....	10,838	2,167 60	10,936	2,197 00
.....			132	39 60
.....			91	27 30
.....			224	67 20
.....			31,958	9,587 40
.....	10,838	2,167 60	43,341	11,918 50
.....	73,115	16,451 36	75,186	17,176 21
.....			47	16 45
.....			211	73 85
.....			3	1 05
.....			276	96 60
.....			740	259 00
.....			1,311	458 85
.....			14,951	5,232 85
.....	73,115	16,451 36	92,725	23,314 86
.....	48,734	7,310 10	57,762	8,890 00
.....			1,281	224 18
.....			2,201	385 18
.....			802	140 35
.....			59	10 33
.....			244	42 70
.....			9,290	1,625 75
.....			23,552	4,121 60
.....			112	19 60
.....			788	137 90
.....			1,317	230 48
.....			256	44 80
.....			207	36 23
.....			932	163 10
.....			4,516	790 30
.....			575,286	100,677 25
.....	48,734	7,310 10	678,605	117,539 75

3 GEORGE V., A. 1913

No. 1.—GENERAL STATEMENT

ARTICLES IMPORTED.	COUNTRIES.	TOTAL IMPORTS.		ENTERED		
		Quantity.	Value.	General Tariff.		
				Quantity.	Value.	Duty.
DUTIABLE GOODS— <i>Con.</i>		Galls.	\$	Galls.	\$	\$ cts.
Varnish, lacquers, japans, japan dryers, liquid dryers and oil finish, N.O.P.	United Kingdom	18,092	38,363	199	316	110 90
	France.....	31	131	31	131	35 68
	Germany.....	12	50	12	50	13 65
	Japan.....	5	10	5	10	3 25
	United States...	72,121	124,381	72,027	124,109	42,330 45
	Total	90,261	162,935	72,274	124,616	42,493 93
Vegetables—		No.		No.		
Melons.....	B. W. Indies....	40	6	40	6	1 20
	United States...	1,200,714	104,898	1,193,922	104,566	35,817 66
	Total.....	1,200,754	104,904	1,193,962	104,572	35,818 86
Potatoes, N.O.P.		Bush.		Bush.		
	United Kingdom	157,269	95,197	22,518	13,658	4,503 60
	B. W. Indies ...	336	337			
	Hong Kong	20	3	20	3	4 00
	Belgium.....	220	153	220	153	44 00
	Japan.....	1,223	568	1,223	568	244 60
	Norway.....	15	20	15	20	3 00
	United States...	335,751	394,817	326,127	388,680	65,225 40
	Total.....	494,834	491,095	350,123	403,082	70,024 60
Potatoes, sweet and yams...						
	United Kingdom	73	68			
	B. W. Indies ...	190	137	170	124	17 60
	Hong Kong.....	934	303	934	303	93 40
	China.....	69	27	69	27	6 90
	Japan.....	295	154	295	154	29 50
	United States...	43,155	52,326	43,139	52,306	4,313 90
	Total.....	44,716	53,015	44,607	52,914	4,460 70
Tomatoes, fresh.....						
	United Kingdom	200	606			
	B. W. Indies...	100	261	100	261	78 30
	Hong Kong.....	3	1	3	1	0 30
	Cuba.....	70	309	70	309	92 70
	United States...	82,240	228,104	82,889	227,274	68,182 20
	Total	82,613	229,281	83,062	227,845	68,353 50
Tomatoes and cooked corn in cans or other air-tight packages.		Lbs.		Lbs.		
	United Kingdom	177,924	9,420	2	1	03
	Aust.-Hungary .	360	32	90	21	1 35
	Belgium.....	940,180	60,410			
	China.....	490	13	490	13	7 35
	France.....	32,918	2,723	1,350	132	20 25
	Holland.....					
	Italy.....	370,790	34,212	93,568	9,115	1,403 52
	Japan.....	335	19			
	Spain.....			250	18	3 75
	United States...	7,721,310	239,328	7,526,375	229,090	112,895 53
	Total.....	9,244,307	346,157	7,622,125	238,390	114,331 78

SESSIONAL PAPER No. 11

OF IMPORTS—Continued.

FOR HOME CONSUMPTION.

Preferential Tariff.			Treaty Rates.			Total.		
Quantity.	Value.	Duty.	Quantity.	Value.	Duty.	Quantity.	Value.	Duty Collected.
Galls.	\$	\$ cts.		\$	\$ cts.	Galls.	\$	\$ cts.
18,097	38,296	9,363 80				18,296	38,612	9,474 70
						31	131	35 68
						12	50	13 65
						5	10	3 25
						72,027	124,109	42,330 45
18,097	38,296	9,363 80				90,371	162,912	51,857 73
No.						No.		
						40	6	1 20
						1,193,922	104,566	35,817 66
						1,193,962	104,572	35,818 86
Bush.						Bush.		
119,283	71,386	14,910 51				141,801	85,044	19,414 11
336	337	42 00				336	337	42 00
						20	3	4 00
						220	153	44 00
						1,223	568	244 60
						15	20	3 00
						326,127	388,680	65,225 40
119,619	71,723	14,952 51				469,742	474,805	84,977 11
73	68	5 11				73	68	5 11
20	13	1 40				190	137	18 40
						934	303	93 40
						69	27	6 90
						295	154	29 50
						43,139	52,306	4,313 90
93	81	6 51				44,700	52,995	4,467 21
200	606	121 20				200	606	121 20
						100	261	78 30
						3	1	0 30
						70	309	92 70
						82,889	227,274	68,182 20
200	606	121 20				83,262	228,451	68,474 70
Lbs.			Lbs.			Lbs.		
6,081	425	60 81	41,793	2,763	522 40	47,876	3,189	583 24
			270	11	3 38	360	32	4 73
			1,082,415	65,544	13,530 19	1,082,415	65,544	13,530 19
			30,800	2,629	385 00	490	13	7 35
			1,504	86	18 80	32,150	2,761	405 25
			252,831	21,116	3,160 39	1,504	86	18 80
			335	19	4 18	346,399	30,231	4,563 91
			3,955	390	49 43	335	19	4 18
						4,205	408	53 18
						7,526,375	229,090	112,895 53
6,081	425	60 81	1,413,903	92,558	17,673 77	9,042,109	331,373	132,066 36

3 GEORGE V., A. 1913
No. 1.—GENERAL STATEMENT

ARTICLES IMPORTED.	COUNTRIES.	TOTAL IMPORTS.		ENTERED		
		Quantity.	Value.	General Tariff.		
				Quantity.	Value.	Duty.
DUTIABLE GOODS— <i>Con.</i>		Lbs.	\$	Lbs.	\$	\$ cts.
Vegetables and baked beans in cans or other air-tight packages, N.O.P.	United Kingdom	521,942	33,478	16,191	1,408	242 87
	B. India.....	5,875	387	5,875	387	88 13
	Hong Kong ...	257,648	4,817	257,648	4,817	3,864 72
	New Zealand...	24	2	24	2	36
	Belgium.....	244,254	12,922	13,913	925	208 70
	China	35,596	696	36,900	723	553 50
	France	1,082,334	91,253	75,041	6,820	1,125 62
	Germany.....	3,286	526	3,846	572	57 69
	Holland.....	323	32	323	32	4 85
	Italy	162,746	12,937	106,611	8,551	1,599 17
	Japan.....	148,444	7,843	13,072	660	196 08
	Russia in Asia..	4,800	125	4,800	125	72 00
	Spain.....	83,112	4,860	12,627	787	189 41
	Turkey in Asia.	1,722	107	1,722	107	25 83
	United States...	7,277,488	290,097	6,931,248	282,861	104,718 82
	Total.	9,829,594	460,082	7,529,841	308,777	112,947 75
Vegetables, N.O.P.....	United Kingdom		157,010		145,760	43,728 00
	Australia and Tasmania.		10,136		9,321	2,796 30
	B. India.....		13		13	3 90
	B. W. Indies...		1,477		1,395	418 50
	Hong Kong.....		12,390		12,390	3,717 00
	Newfoundland and Labrador		405		405	121 50
	Aust.-Hungary		500			
	China		1,494		1,499	449 70
	Cuba.....		624		624	187 20
	Egypt & Soudan		121		121	36 30
	France		236		314	94 20
	Germany.....		1,117		1,117	335 10
	Holland.....		396		396	118 80
	Italy		1,526		1,723	516 90
	Japan.....		28,664		28,715	8,614 50
	Mexico.....		150		150	45 00
	Norway.....		11		11	3 30
	Portugal.....		1,408		1,408	422 40
	Russia in Asia..		58		58	17 40
	Russia in Europe		263		263	78 90
	Spain.....		10,085		9,497	2,849 10
	Turkey in Asia.		106		106	31 80
	United States...		857,258		852,280	255,684 00
	Total		1,085,448		1,067,566	320,269 80
Vinegar of any strength, not exceeding strength of proof		Galls.		Galls.		
	United Kingdom	141,521	55,474	995	378	149 25
	Hong Kong.....	1,231	157	1,231	157	184 65
	China.....	57	9	57	9	8 55
	France	1,432	494	240	47	36 00
	Germany.....	210	14	210	14	31 50
	Japan.....	2,487	601	209	110	31 35
	Norway.....	6	2	6	2	90
	United States...	9,859	1,266	9,834	1,198	1,475 10
	Total.....	156,803	57,957	12,782	1,915	1,917 30

SESSIONAL PAPER No. 11
OF IMPORTS—Continued.

FOR HOME CONSUMPTION.

Preferential Tariff.			Treaty Rates.			Total.		
Quantity.	Value.	Duty.	Quantity.	Value.	Duty.	Quantity.	Value.	Duty Collected.
Lbs.	\$	\$ cts.	Lbs.	\$	\$ cts.	Lbs.	\$	\$ cts.
156,417	9,550	1,564 17	384,230	24,897	4,533 88	556,838	35,855	6,340 92
.....	5,875	387	88 13
.....	257,648	4,817	3,864 72
.....	24	2	36
.....	169,718	8,067	2,108 87	183,631	8,992	2,317 57
.....	36,900	723	553 50
.....	1,054,451	92,777	10,665 11	1,129,492	99,597	11,790 73
.....	3,846	572	57 69
.....	323	32	4 85
.....	51,405	3,254	642 56	158,016	11,805	2,241 73
.....	128,691	6,624	1,286 91	141,763	7,284	1,482 99
.....	4,800	125	72 00
.....	38,988	2,289	389 88	51,615	3,076	579 29
.....	1,722	107	25 83
.....	6,981,248	282,861	104,718 82
156,417	9,550	1,564 17	1,827,483	137,908	19,627 21	9,513,741	456,235	134,139 13
.....	10,393	1,558 95	156,153	45,286 95
.....	9,321	2,796 30
.....	13	3 90
.....	82	12 30	1,477	430 80
.....	12,390	3,717 00
.....	405	121 50
.....	1,499	449 70
.....	624	187 20
.....	121	36 30
.....	314	94 20
.....	1,117	335 10
.....	396	118 80
.....	1,723	516 90
.....	28,715	8,614 50
.....	150	45 00
.....	11	3 30
.....	1,408	422 40
.....	58	17 40
.....	263	78 90
.....	9,497	2,849 10
.....	106	31 80
.....	852,280	255,684 00
.....	10,475	1,571 25	1,078,041	321,841 05
Galls.	Galls.	Galls.
145,734	56,524	14,573 40	49	55	6 15	146,778	56,957	14,728 80
.....	1,231	157	184 65
.....	57	9	8 55
.....	820	328	102 53	1,060	375	138 53
.....	210	14	31 50
.....	2,278	491	284 79	2,487	601	316 14
.....	6	2	90
.....	9,834	1,198	1,475 10
145,734	56,524	14,573 40	3,147	874	393 47	161,663	59,313	16,884 17

3 GEORGE V., A. 1913

No. 1.—GENERAL STATEMENT

ARTICLES IMPORTED.	COUNTRIES.	TOTAL IMPORTS.		ENTERED		
		Quantity.	Value.	General Tariff.		
				Quantity.	Value.	Duty.
		Galls.	\$	Galls.	\$	\$ cts.
DUTIABLE GOODS— <i>Con.</i>						
Vinegar, above strength of proof.....	United Kingdom	512	403
	Germany.. . .	1,203	213	1,203	213	396 99
	United States...	22,441	2,283	22,441	2,283	4,580 16
	Total.	24,156	2,899	23,644	2,496	4,977 15
Waste or shoddy from cotton, woollen or other fabrics or from yarn or thread, machined, garnetted or prepared for use.....		Lbs.		Lbs.		
	United Kingdom	2,577,305	190,230	48,914	2,791	348 88
	Germany.	5,200	3,420	5,200	3,420	427 50
	Norway.....	50	2	50	2	25
	United States...	3,538,463	206,965	3,537,463	206,965	25,871 56
	Total.....	6,121,018	400,617	3,591,627	213,178	26,648 19
Watches.....	United Kingdom	32,868	3,829	1,148 70
	Belgium.....	109
	France.....	9,246	220	66 00
	Germany.	1,411	1,452	435 60
	Switzerland.....	28,032	3,012	903 60
	United States...	14,714	14,758	4,427 40
	Total.....	86,380	23,271	6,981 30
Watch cases and parts thereof, finished or unfinished.....	United Kingdom	7,988	5,319	1,595 70
	France.....	4,971	4,971	1,491 30
	Germany.	1,692	1,474	442 20
	Switzerland.....	44,067	42,977	12,893 10
	United States...	81,536	81,410	24,423 00
	Total.....	140,254	136,151	40,845 30
Watch actions and movements and parts thereof, finished or unfinished, including winding bars and sleeves.....	United Kingdom	79,952	79,359	9,919 75
	Belgium.....	100	100	12 50
	France.....	37,551	37,551	4,693 86
	Germany.	14,088	13,932	1,741 50
	Switzerland.....	254,162	251,332	31,416 50
	United States...	815,971	815,971	101,996 90
	Total.....	1,201,824	1,198,245	149,781 01
Wax, bees.....	United Kingdom	7,747	2,327	200	67	6 70
	Germany.	20,888	5,699	20,888	5,699	569 90
	United States...	90,213	27,605	90,213	27,605	2,760 50
	Total.....	118,848	35,631	111,301	33,371	3,337 10
Wax, paraffine.	United Kingdom	43,963	3,357	5,600	309	77 25
	France.....	283	10	283	10	2 50
	Germany.	7,125	184	7,125	184	46 00
	Japan.....	442	41	442	41	10 25
	United States...	1,425,187	63,622	1,424,752	63,609	15,902 25
	Total ...	1,477,000	67,214	1,438,202	64,153	16,038 25

SESSIONAL PAPER No. 11
OF IMPORTS—Continued.

FOR HOME CONSUMPTION.

Preferential Tariff.			Treaty Rates.			Total.		
Quantity.	Value.	Duty.	Quantity.	Value.	Duty.	Quantity.	Value.	Duty Collected.
Galls.	\$	\$ cts.	Galls.	\$	\$ cts.	Galls.	\$	\$ cts.
770	501	846 98	770	501	846 98
.....	1,203	213	396 99
.....	22,441	2,283	4,580 16
770	501	846 98	24,414	2,997	5,824 13
Lbs.						Lbs.		
2,528,391	187,439	14,057 98	2,577,305	190,230	14,406 86
.....	5,200	3,420	427 50
.....	50	2	25
.....	3,537,463	206,965	25,871 56
2,528,391	187,439	14,057 98	6,120,018	400,617	40,706 17
.....	3,168	633 60	25,871	7,114 63	32,868	8,896 93
.....	109	29 98	109	29 98
.....	9,026	2,482 15	9,246	2,548 15
.....	1,452	435 60
.....	24,711	6,795 61	27,723	7,699 21
.....	14,758	4,427 40
.....	3,168	633 60	59,717	16,422 37	86,156	24,037 27
.....	2,669	533 80	7,988	2,129 50
.....	4,971	1,491 30
.....	1,474	442 20
.....	42,977	12,893 10
.....	81,410	24,423 00
.....	2,669	533 80	138,820	41,379 10
.....	593	59 30	79,952	9,979 05
.....	100	12 50
.....	37,551	4,693 86
.....	13,932	1,741 50
.....	251,332	31,416 50
.....	815,971	101,996 90
.....	593	59 30	1,198,838	149,840 31
5,526	1,560	78 00	5,726	1,627	84 70
.....	20,888	5,699	569 90
.....	90,213	27,605	2,760 50
5,526	1,560	78 00	116,827	34,931	3,415 10
44,263	2,912	436 80	49,863	3,221	514 05
.....	283	10	2 50
.....	7,125	184	46 00
.....	442	41	10 25
.....	1 424,752	63,609	15,502 25
44,263	2,912	436 80	1,482,465	67,065	16,475 05

3 GEORGE V., A. 1913

No. 1.—GENERAL STATEMENT

ARTICLES IMPORTED.	COUNTRIES.	TOTAL IMPORTS.		ENTERED		
		Quantity.	Value.	General Tariff.		
				Quantity.	Value.	Duty.
DUTIABLE GOODS— <i>Con.</i>		Lbs.	\$	Lbs.	\$	\$ cts.
Wax, sealing.....	United Kingdom	49,762	14,322	40	10	2 50
	France.....	1,347	145	2,061	177	44 25
	United States...	34,452	2,962	34,452	2,962	740 50
	Total	85,561	17,429	36,553	3,149	787 25
Wax, vegetable and mineral, N.O.P.....	United Kingdom	1,816	260	835	79	7 90
	Germany.....	724	717	724	717	71 70
	Japan.....	1,097	53	1,097	53	5 30
	United States...	452,755	77,487	459,314	79,493	7,949 30
	Total.....	456,392	78,517	461,970	80,312	8,034 20
Wax, and manufactures of, N.O.P.....	United Kingdom		7,081		4,151	726 53
	France.....		86		86	15 05
	United States...		55,305		55,305	9,678 52
	Total		62,472		59,542	10,420 10
Webbing, elastic, over one inch wide	United Kingdom		64,467		8,244	1,648 80
	Aust-Hungary..		768		768	153 60
	Denmark.....		210		210	42 00
	France.....		10,117		10,117	2,023 40
	Germany.....		13,053		13,053	2,610 60
	Italy.....		503		503	100 60
	Switzerland....		150		150	30 00
	United States...		265,794		265,794	53,158 80
	Total		355,062		298,839	59,767 80
Webbing, non-elastic when im- ported by manufacturers of suspenders for use exclusively in the manufacture of such articles in their own factories	United Kingdom		610		99	19 80
	Aust.-Hungary..		323		323	64 60
	Germany.....		121		121	24 20
	United States...		15,270		15,270	3,054 00
	Total		16,324		15,813	3,162 60
Whips of all kinds, including thongs and lashes.....	United Kingdom		7,608		208	62 40
	Aust.-Hungary..		92		92	27 60
	France.....		18		18	5 40
	Germany.....		106		106	31 80
	United States...		13,356		13,356	4,006 80
	Total		21,180		13,780	4,134 08
Window cornices and cornice poles of all kinds	United Kingdom		7,992			
	Germany.....		78		78	23 40
	United States...		14,795		14,795	4,438 50
	Total		22,865		14,873	4,461 90

SESSIONAL PAPER No. 11

OF IMPORTS—*Continued.*

FOR HOME CONSUMPTION.

Preferential Tariff.			Treaty Rates.			Total.		
Quantity.	Value.	Duty.	Quantity.	Value.	Duty.	Quantity.	Value.	Duty Collected.
Lbs.	\$	\$ cts.		\$	\$ cts.	Lbs.	\$	\$ cts.
49,722	14,312	2,146 80	49,762	14,322	2,149 30
.....	2,061	177	44 25
.....	34,452	2,962	740 50
49,722	14,312	2,146 80	86,275	17,461	2,934 05
981	181	9 05	1,816	260	16 95
.....	724	717	71 70
.....	1,097	53	5 30
.....	459,314	79,493	7,949 30
981	181	9 05	462,951	80,523	8,043 25
.....	2,930	439 50	7,081	1,166 03
.....	86	15 05
.....	55,305	9,678 52
.....	2,930	439 50	62,472	10,859 60
.....	56,752	7,094 17	64,996	8,742 97
.....	768	153 60
.....	210	42 00
.....	10,117	2,023 40
.....	13,053	2,610 60
.....	503	100 60
.....	150	30 00
.....	265,794	53,158 80
.....	56,752	7,094 17	355,591	66,861 97
.....	511	63 88	610	83 68
.....	323	64 60
.....	121	24 20
.....	15,270	3,054 00
.....	511	63 88	16,324	3,226 48
.....	7,400	1,480 00	7,608	1,512 40
.....	92	27 60
.....	18	5 40
.....	106	31 80
.....	13,356	4,006 80
.....	7,400	1,480 00	21,180	5,614 00
.....	7,992	1,598 40	7,992	1,598 40
.....	78	23 40
.....	14,795	4,438 50
.....	7,992	1,598 40	22,865	6,060 30

3 GEORGE V., A. 1913

No. 1.—GENERAL STATEMENT

ARTICLES IMPORTED.	COUNTRIES.	TOTAL IMPORTS.		ENTERED		
		Quantity.	Value.	General Tariff.		
				Quantity.	Value.	Duty.
DUTIABLE GOODS— <i>Con.</i>			\$		\$	\$ cts.
Window shade or blind rollers.	United Kingdom	7,346				
	Japan	68		68		23 80
	United States	18,388		18,388		6,435 80
	Total	25,802		18,456		6,459 60
Window shades, cut to size or hemmed or mounted on rollers, N.O.P., and window shade cloth in the piece		Sq. yds.		Sq. yds.		
	United Kingdom	235,017	45,737	2,585	395	138 25
	France	600	191	600	191	66 85
	United States	28,929	4,875	28,929	4,875	1,706 25
	Total	314,546	50,803	32,114	5,461	1,911 35
Wood and manufactures of— Barrels containing petroleum or its products, or any mixture of which petroleum forms a part, when such contents are chargeable with a specific duty		No.		No.		
	United Kingdom	5,432	5,433	21	21	5 25
	Belgium	5	5	5	5	1 25
	Holland	30	30	30	30	7 50
	United States	48,585	48,274	47,951	47,641	11,910 25
	Total	54,052	53,742	48,007	47,697	11,924 25
Barrels, empty	United Kingdom	72	118	162	82	20 50
	Newfoundland and Labrador	101	80	101	80	20 00
	United States	108,597	114,198	108,625	114,263	28,565 75
	Total	108,770	114,396	108,888	114,425	28,606 25
Caskets and coffins and metal parts thereof	United States		27,291		27,291	6,822 75
Curtain stretchers	United Kingdom		28			
	United States		7,565		7,565	2,269 50
	Total		7,593		7,565	2,269 50
Fishing rods	United Kingdom		7,867		337	101 10
	United States		21,973		21,973	6,591 90
	Total		29,840		22,310	6,693 00
Handles, D. shovel, wholly of wood	United Kingdom		5			
	United States		54,517		54,517	8,177 55
	Total		54,522		54,517	8,177 55
Handles of all kinds, ash	United Kingdom		145			
	United States		32,284		32,296	8,074 00
	Total		32,429		32,296	8,074 00

SESSIONAL PAPER No. 11
OF IMPORTS—Continued.

FOR HOME CONSUMPTION.

Preferential Tariff.			Treaty Rates.			Total.		
Quantity.	Value.	Duty.	Quantity.	Value.	Duty.	Quantity.	Value.	Duty Collected.
	\$	\$ cts.		\$	\$ cts.		\$	\$ cts.
.....	7,346	1,652 88	7,346	1,652 88
.....	68	23 80
.....	18,388	6,435 80
.....	7,346	1,652 88	25,802	8,112 48
Sq. yds.			Sq. yds.			Sq. yds.		
282,124	45,245	10,180 21	284,709	45,640	10,318 46
.....	600	191	66 85
.....	28,929	4,875	1,706 25
282,124	45,245	10,180 21	314,238	50,706	12,091 56
No.			No.			No.		
5,443	5,444	952 74	5,464	5,465	957 99
.....	5	5	1 25
.....	30	30	7 50
.....	47,951	47,641	11,910 25
5,443	5,444	952 74	53,450	53,141	12,876 99
50	85	14 88	212	167	35 38
.....	101	80	20 00
.....	108,625	114,263	28,565 75
50	85	14 88	108,938	114,510	28,621 13
.....	27,291	6,822 75
.....	28	5 60
.....	28	5 60	7,565	2,269 50
.....	7,593	2,275 10
.....	23	5 60	7,867	1,607 10
.....	7,530	1,506 00	21,973	6,591 90
.....	29,840	8,199 00
.....	7,530	1,506 00	5	0 50
.....	5	0 50	54,517	8,177 55
.....	54,522	8,178 05
.....	5	0 50	145	25 39
.....	145	25 39	32,296	8,074 00
.....	32,441	8,099 39
.....	145	25 39

3 GEORGE V., A. 1913

No. 1.—GENERAL STATEMENT

ARTICLES IMPORTED.	COUNTRIES.	TOTAL IMPORTS.		ENTERED		
		Quantity.	Value.	General Tariff.		
				Quantity.	Value.	Duty.
DUTIABLE GOODS— <i>Con.</i>			\$		\$	\$ cts.
Wood, mfrs. of— <i>Con.</i>						
Handles of all kinds, hickory.	United Kingdom	363				
	United States...	79,463			79,463	19,865 75
	Total	79,826			79,463	19,865 75
Heading and stave bolts and staves in the rough of poplar.....	United States...	48			48	9 60
Lasts of wood.....	United Kingdom	30			27	6 75
	United States...	117,493			117,493	29,373 25
	Total	117,523			117,520	29,380 00
Matches of wood.....	United Kingdom	1,126			592	148 00
	Aust.-Hungary.. ..	493			355	88 75
	Belgium.....	1,412			916	229 00
	Japan.....	613			550	137 50
	Norway.....	250				
	Sweden.....	5,063			316	79 00
	United States...	49,468			46,087	11,521 75
	Total.....	58,425			48,816	12,204 00
Mouldings, plain, gilded or otherwise further mfr'd....	United Kingdom	165			36	9 00
	Germany.....	89			89	22 25
	United States...	72,058			72,240	18,060 00
	Total	72,312			72,365	18,091 25
Rakes, hay.. ..	United States...	No. 3,684	518	No. 3,684	518	116 54
Refrigerators.. ..	United Kingdom	3	192			
	United States...	1,407	45,685	1,407	45,685	13,705 50
	Total.....	1,410	45,877	1,407	45,685	13,705 50
Show cases of all kinds and metal parts thereof	United Kingdom	1,262	9,049	15	560	196 00
	Belgium.....	1	23	1	23	8 05
	Germany.. ..	1	4	1	4	1 40
	United States...	1,756	22,427	1,756	22,427	7,849 45
	Total.....	3,020	31,503	1,773	23,014	8,054 90
Woodenware, churns, N.O.P., washboards, pounders and rolling pins.....	United Kingdom	209			123	24 60
	Belgium.....	51			51	10 20
	Germany.....	387			387	77 40
	United States.. ..	21,356			21,367	4,273 40
	Total.....		22,003		21,928	4,385 60
Woodenware pails and tubs..	United States...		7,497		7,511	1,877 75

SESSIONAL PAPER No. 11

OF IMPORTS—Continued.

FOR HOME CONSUMPTION.

Preferential Tariff.			Treaty Rates.			Total.		
Quantity.	Value.	Duty.	Quantity.	Value.	Duty.	Quantity.	Value.	Duty Collected.
	\$	\$ cts.		\$	\$ cts.		\$	\$ cts.
.....	363	63 54	363	63 54
.....			79,463	19,865 75
.....	363	63 54	79,826	19,929 29
.....			48	9 60
.....	3	0 53	30	7 28
.....			117,493	29,373 25
.....	3	0 53	117,523	29,380 53
.....				
.....	343	60 04	191	42 98	1,126	251 02
.....			138	31 05	493	119 80
.....			547	123 08	1,463	352 08
.....			63	14 18	613	151 68
.....			250	56 25	250	56 25
.....			5,354	1,204 66	5,670	1,283 66
.....			46,087	11,521 75
.....	343	60 04	6,543	1,472 20	55,702	13,736 24
.....				
.....	129	22 58	165	31 58
.....			89	22 25
.....			72,240	18,060 00
.....	129	22 58	72,494	18,113 83
No.			No.			No.		
.....			3,684	518
.....				116 54
.....	3	192	3	192
.....		38 40	1,407	45,685
.....				13,705 50
.....	3	192	1,410	45,877
.....		38 40		13,743 90
.....				
.....	1,252	8,280	1,267	8,840
.....		1,863 09	1	23
.....			1	4
.....			1,756	22,427
.....				7,849 45
.....	1,252	8,280	3,025	31,294
.....		1,863 09		9,917 99
.....				
.....	86	12 90	209	37 50
.....			51	10 20
.....			387	77 40
.....			21,367	4,273 40
.....				
.....	86	12 90	22,014	4,398 50
.....				
.....			7,511	1,877 75

3 GEORGE V., A. 1913

No. 1.—GENERAL STATEMENT

ARTICLES IMPORTED.	COUNTRIES.	TOTAL IMPORTS.		ENTERED		
		Quantity.	Value.	General Tariff.		
				Quantity.	Value.	Duty.
DUTIABLE GOODS—Con.			\$		\$	\$ cts.
Wood, in frs. of— <i>Con.</i> Manufactures of wood, N.O.P.	United Kingdom	92,172	5,156	1,289 00
	B. India	70	70	17 50
	B. Oceania, all other	7	7	1 75
	Hong Kong	772	681	170 25
	Aust.-Hungary	1,862	1,074	268 50
	Belgium	343	209	52 25
	China	357	357	89 25
	France	19,502	1,576	394 00
	Germany	22,296	22,186	5,546 50
	Holland	124	124	31 00
	Italy	66	16 50
	Japan	3,240	488	122 00
	Norway	5,254	4,389	1,097 25
	Spain	16	16	4 00
	Sweden	510	282	70 50
	Switzerland	128	17	4 25
	Turkey in Asia	82	82	20 50
	United States	1,858,831	1,857,064	464,266 00
	Total	2,005,566	1,893,844	473,461 00
Sawed boards, planks, deals, planed or dressed on one or both sides, when the edges thereof are jointed or tongued and grooved ...		M. ft.		M. ft.		
	United Kingdom	4	305	1	212	53 00
	Sweden	13	13	3 25
	United States	52,538	687,659	52,538	687,659	171,914 75
	Total	52,542	687,977	52,539	687,884	171,971 00
Umbrella, parasol and sun-shade sticks or handles, N.O.P.	United Kingdom	7,527	1,267	253 40
	Aust.-Hungary	809	809	161 80
	France	98	98	19 60
	Germany	4,126	3,626	725 20
	Japan	24	24	4 80
	United States	9,818	9,818	1,963 60
	Total	22,402	15,642	3,128 40
Veneers of oak, rosewood, mahogany, Spanish cedar and walnut, not over $\frac{3}{8}$ of an inch in thickness	United Kingdom	54
	United States	251,522	251,522	18,864 74
	Total	251,576	251,522	18,864 74
Veneers of wood, N.O.P., not over $\frac{3}{8}$ of an inch in thickness	United Kingdom	184	69	10 35
	United States	44,067	44,067	6,610 05
	Total	44,251	44,136	6,620 40

SESSIONAL PAPER No. 11
OF IMPORTS—Continued.

FOR HOME CONSUMPTION.

Preferential Tariff.			Treaty Rates.			Total.		
Quantity.	Value.	Duty.	Quantity.	Value.	Duty.	Quantity.	Value.	Duty. Collected.
	\$	\$ cts		\$	\$ cts		\$	\$ cts.
.....	85,408	14,947 09	1,545	347 63	92,109	16,583 72
.....			70	17 50
.....			7	1 75
.....			91	20 48	772	190 73
.....			788	177 30	1,862	445 80
.....			134	30 15	343	82 40
.....			357	89 25
.....			18,347	4,128 18	19,923	4,522 18
.....			22,186	5,546 50
.....			124	31 00
.....			66	16 50
.....			2,752	619 25	3,240	741 25
.....			865	194 63	5,254	1,291 88
.....			16	4 00
.....			760	171 00	1,042	241 50
.....			111	24 98	128	29 23
.....			82	20 50
.....			1,857,064	464,266 00
.....	85,408	14,947 09	25,393	5,713 60	2,004,645	494,121 69
M. ft.			M. ft.			M. ft.		
3	93	16 27			4	305	69 27
.....			13	3 25
.....					52,538	687,659	171,914 75
3	93	16 27			52,542	687,977	171,987 27
.....				
.....	6,260	939 00	7,527	1,192 40
.....			809	161 80
.....			98	19 60
.....			3,626	725 20
.....			24	4 80
.....			9,818	1,963 60
.....	6,260	939 00	21,902	4,067 40
.....				
.....	54	2 70	54	2 70
.....			251,522	18,864 74
.....	54	2 70	251,576	18,867 44
.....				
.....	115	11 50	184	21 85
.....			44,067	6,610 05
.....	115	11 50	44,251	6,631 90

3 GEORGE V., A. 1913
No. 1.—GENERAL STATEMENT

ARTICLES IMPORTED.	COUNTRIES.	TOTAL IMPORTS.		ENTERED		
		Quantity.	Value.	General Tariff.		
				Quantity.	Value.	Duty.
DUTIABLE GOODS— <i>Con.</i>			\$		\$	\$ cts.
Wood, mfrs. of— <i>Con.</i> Walking sticks and walking canes of all kinds.	United Kingdom		8,436		994	298 20
	B. W. Indies				21	6 30
	Aust.-Hungary.. ..		136		136	40 80
	France.....		169		169	50 70
	Germany.		456		456	136 80
	Japan.....		262		262	78 60
	United States... ..		6,775		6,798	2,039 40
	Total		16,234		8,836	2,650 80
Wood pulp.. ..	United Kingdom		14,861		11,664	2,916 00
	Germany.....		1,352		1,352	338 00
	Norway		1,361		1,361	340 25
	Sweden.....		22,736		22,736	5,684 00
	United States... ..		49,991		49,991	12,497 75
	Total		90,301		87,104	21,776 00
Wool, manufactures of :— Blankets composed wholly of pure wool.....	United Kingdom	Lbs.		Lbs.		
	Hong Kong.....	86,737	42,206	6,743	2,312	809 20
	Aust.-Hungary.. ..	71	78	71	78	27 30
	Belgium.....	23,392	4,429	23,392	4,429	1,550 15
	France.....	7,636	1,524	7,636	1,524	533 40
	Germany.....	1,174	592	1,174	592	207 20
	Holland.....	27,499	3,939	27,499	3,939	1,378 65
	Switzerland.....	130	156	130	156	54 60
	United States... ..	1,920	214	1,920	214	74 90
	Total	32,959	11,974	32,959	11,974	4,190 91
	Total	181,518	65,112	101,524	25,218	8,826 31
Cassimeres, cloths and doe- skins.	United Kingdom	Yds.		Yds.		
	Hong Kong.....	5,011,549	3,269,427	272,531	139,278	48,747 30
	Aust.-Hungary.. ..	10	5	10	5	1 75
	Belgium.....	22,199	16,128	22,199	16,128	5,644 80
	France.....	8,849	4,274	8,849	4,274	1,495 90
	Germany.....	191,069	105,060	182,887	103,920	36,372 00
	Holland.....	74,397	45,963	78,685	47,128	16,494 80
	Switzerland.....	1,194	853	1,194	853	298 55
	United States... ..	1,150	619	1,150	619	216 65
	Total	19,816	13,233	19,820	13,237	4,632 95
	Total	5,330,233	3,455,562	587,325	325,442	113,904 70
Coatings and overcoatings...	United Kingdom					
	Aust.-Hungary.. ..	1,533,782	1,273,456	21,814	17,725	6,203 75
	Belgium.....	745	782	745	782	273 70
	France.....	28,977	15,711	29,414	15,825	5,538 75
	Germany.....	5,081	3,028	3,190	2,456	859 60
	United States... ..	8,434	5,053	8,682	5,203	1,821 05
	Total	2,736	2,325	2,736	2,325	813 75
	Total	1,579,755	1,300,355	66,581	44,316	15,510 60

SESSIONAL PAPER No. 11
OF IMPORTS—Continued.

FOR HOME CONSUMPTION.

Preferential Tariff.			Treaty Rates.			Total.		
Quantity.	Value.	Duty.	Quantity.	Value.	Duty.	Quantity.	Value.	Duty Collected.
	\$	\$ cts.		\$	\$ cts.		\$	\$ cts.
.....	7,442	1,488 40	8,436	1,786 60
.....	21	6 30
.....	136	40 80
.....	169	50 70
.....	456	136 80
.....	262	78 60
.....	6,798	2,039 40
.....	7,442	1,488 40	16,278	4,139 20
.....
.....	3,197	479 55	14,861	3,395 55
.....	1,352	338 00
.....	1,361	340 25
.....	22,736	5,684 00
.....	49,991	12,497 75
.....	3,197	479 55	90,301	22,255 55
Lbs.			Lbs.			Lbs.		
79,904	39,797	8,954 76	86,647	42,109	9,763 96
.....	71	78	27 30
.....	23,392	4,429	1,550 15
.....	7,636	1,524	533 40
.....	1,174	592	207 20
.....	27,499	3,939	1,378 65
.....	130	156	54 60
.....	1,920	214	74 90
.....	32,959	11,974	4,190 91
79,904	39,797	8,954 76	181,428	65,015	17,781 07
Yds.			Yds.			Yds.		
4,650,174	3,123,559	937,067 70	4,922,705	3,262,837	985,815 00
.....	10	5	1 75
.....	22,199	16,128	5,644 80
.....	8,849	4,274	1,495 90
.....	182,887	103,920	36,372 00
.....	78,685	47,128	16,494 80
.....	1,194	853	298 55
.....	1,150	619	216 65
.....	19,820	13,237	4,632 95
4,650,174	3,123,559	937,067 70	5,237,499	3,449,001	1,050,972 40
.....
1,530,838	1,270,629	381,188 70	1,552,652	1,288,354	387,392 45
.....	745	782	273 70
.....	29,414	15,825	5,538 75
.....	3,190	2,456	859 60
.....	8,682	5,203	1,821 05
.....	2,736	2,325	813 75
1,530,838	1,270,629	381,188 70	1,597,419	1,314,945	396,699 30

3 GEORGE V., A. 1913

No. 1.—GENERAL STATEMENT

ARTICLES IMPORTED.	COUNTRIES.	TOTAL IMPORTS.		ENTERED		
		Quantity.	Value.	General Tariff.		
				Quantity.	Value.	Duty.
DUTIABLE GOODS— <i>Con.</i>		Yds.	\$	Yds.	\$	\$ cts.
Wool, mfrs. of— <i>Con.</i>						
Tweeds.....	United Kingdom	2,238,190	1,493,156	63,875	37,569	13,149 15
	Aust.-Hungary..	880	526	981	693	242 55
	Belgium.....	322	345	828	1,111	388 85
	France.....	9,297	5,483	6,897	4,543	1,590 05
	Germany.....	6,058	4,294	6,507	4,633	1,621 55
	Holland.....	1,484	1,150	1,484	1,150	402 50
	Switzerland....	3,331	1,514	3,331	1,514	529 90
	United States...	1,934	1,426	1,934	1,426	499 10
	Total....	2,261,496	1,507,894	85,837	52,639	18,423 65
Felt cloth, N.O.P.....	United Kingdom	9,953	10,516	645	536	187 60
	France....	6,259	6,832	6,259	6,832	2,391 20
	Germany.....	1,518	1,257	1,518	1,257	439 95
	United States...	9,905	8,911	9,857	8,671	3,034 85
	Total.....	27,635	27,516	18,279	17,296	6,053 60
Flannels, plain, not fancy....	United Kingdom	454,268	79,223	50,316	11,960	4,186 00
	France.....	62,846	10,833	62,846	10,833	3,791 55
	Germany.....	2,328	587	2,328	587	205 45
	Japan.....	36	20	36	20	7 00
	United States...	12,434	2,414	12,434	2,414	844 90
	Total	531,912	93,077	127,960	25,814	9,034 90
Knitted goods, including knitted underwear, N.O.P.	United Kingdom	788,867	72,707	25,447 45
	Hong Kong.....	25	25	8 75
	Aust.-Hungary..	2,852	2,852	998 20
	Belgium.....	3,928	3,928	1,374 80
	France.....	12,622	13,268	4,643 80
	Germany.....	52,016	53,338	18,668 30
	Italy.....	186
	Japan.....	3	3	1 05
	Switzerland....	13,230	13,211	4,623 85
	United States...	98,143	97,665	34,183 85
	Total.....	971,872	257,000	89,950 05
Bed comforters.....	United Kingdom	No. 256	567	No. 20	49	17 15
	United States...	11	26	11	26	9 10
	Total.....	267	593	31	75	26 25
Railway rugs.....	United Kingdom	52,401	2,494	872 90
	New Zealand....	290	290	101 50
	France.....	35	35	12 25
	Germany.....	631	631	220 85
	Italy.....	36	36	12 60
	Japan.....	26	26	9 10
	United States...	751	781	273 35
	Total.	54,170	4,293	1,502 55

SESSIONAL PAPER No. 11
OF IMPORTS—Continued.

FOR HOME CONSUMPTION.

Preferential Tariff.			Treaty Rates.			Total.		
Quantity.	Value.	Duty.	Quantity.	Value.	Duty.	Quantity.	Value.	Duty Collected.
Yds.	\$	\$ cts.	Yds.	\$	\$ cts.	Yds.	\$	\$ cts.
2,188,435	1,461,458	438,437 40	2,252,310	1,499,027	451,586 55
.....	981	693	242 55
.....	828	1,111	388 85
.....	6,897	4,543	1,590 05
.....	6,507	4,633	1,621 55
.....	1,484	1,150	402 50
.....	3,331	1,514	529 90
.....	1,934	1,426	499 10
2,188,435	1,461,458	438,437 40	2,274,272	1,514,097	456,861 05
9,308	9,980	2,994 00	9,953	10,516	3,181 60
.....	6,259	6,832	2,391 20
.....	1,518	1,257	439 95
.....	9,857	8,671	3,034 85
9,308	9,980	2,994 00	27,587	27,276	9,047 60
405,169	67,328	15,149 57	455,485	79,288	19,335 57
.....	62,846	10,833	3,791 55
.....	2,328	587	205 45
.....	36	20	7 00
.....	12,434	2,414	844 90
405,169	67,328	15,149 57	533,129	93,142	24,184 47
.....	716,264	161,161 53	788,971	186,608 98
.....	25	8 75
.....	2,852	998 20
.....	3,928	1,374 80
.....	13,268	4,643 80
.....	53,338	18,668 30
.....	3	1 05
.....	13,211	4,623 85
.....	97,668	34,183 85
.....	716,264	161,161 53	973,264	251,111 58
No.	No.	No.
236	518	155 49	256	567	172 55
.....	11	26	9 10
236	518	155 40	267	593	181 65
.....	49,985	14,995 50	52,479	15,868 40
.....	290	101 50
.....	35	12 25
.....	631	220 85
.....	36	12 60
.....	26	9 10
.....	781	273 35
.....	49,985	14,995 50	54,278	16,498 05

3 GEORGE V., A. 1913

No. 1.—GENERAL STATEMENT

ARTICLES IMPORTED.	COUNTRIES.	TOTAL IMPORTS.		ENTERED		
		Quantity.	Value.	General Tariff.		
				Quantity.	Value.	Duty.
DUTIABLE GOODS— <i>Con.</i>			\$		\$	\$ cts.
Wool, infrs. of— <i>Con.</i>						
Shawls	United Kingdom		67,687		3,709	1,298 15
	Aust.-Hungary.. . . .		2,203		2,203	771 05
	Belgium.....		155		155	54 25
	France.....		82		82	28 70
	Germany.....		11,845		11,845	4,145 75
	Italy.....		2,303		2,303	806 05
	Russia in Asia.. . . .		490		490	171 50
	Russia in Europe		139		139	48 65
	United States.		2,231		2,231	780 85
	Total		87,135		23,157	8,104 95
		Doz.		Doz.		
Shirts of wool.....	United Kingdom	4,206	34,781	63	894	312 90
	United States...	572	4,214	572	4,214	1,474 90
	Total.....	4,778	38,995	635	5,108	1,787 80
		Doz. prs.		Doz. prs.		
Socks and stockings of all kinds.....	United Kingdom	633,060	1,139,435	18,352	34,534	12,086 90
	Hong Kong.	70	56	70	56	19 60
	Aust.-Hungary.. . . .	206	289	206	289	101 15
	Belgium.....	91	203	91	203	71 05
	China.....	5	25	5	25	8 75
	France.....	1,159	2,929	1,159	2,929	1,025 15
	Germany.	38,053	63,063	38,170	63,342	22,169 70
	Holland...	1	3	1	3	1 05
	Japan.....	121	308	121	308	107 80
	Switzerland.....	256	506	256	506	177 10
	United States...	23,986	43,171	24,185	43,477	15,216 95
	Total	697,008	1,249,988	82,616	145,672	50,985 20
Undershirts and drawers, N. O. P.	United Kingdom		95,243		6,157	2,154 95
	France.....		1,906		1,906	667 10
	Germany.		3,180		3,180	1,113 00
	Japan.....		6		6	2 10
	Switzerland.....		4,350		4,350	1,522 50
	United States...		17,098		17,098	5,984 30
	Total		121,783		32,697	11,443 95
Yarns, composed wholly or in part of wool, worsted, the hair of the goat or like animal, N. O. P., costing thirty cents per pound or over, when imported on the cop, cone, or tube, or in the hank, by manufacturers of woollen goods, for use exclusively in their own factories.....		Lbs.		Lbs.		
	United Kingdom	3,488,047	1,862,290	47,564	26,474	5,294 80
	Belgium.....	2,378	1,460	2,378	1,460	292 00
	France.....	301	167	301	167	33 40
	Germany.	25,724	18,883	25,724	18,883	3,776 60
	United States...	14,973	3,453	14,973	3,453	690 60
	Total	3,531,423	1,886,253	90,940	50,437	10,087 40

SESSIONAL PAPER No. 11
OF IMPORTS—Continued.

FOR HOME CONSUMPTION.

Preferential Tariff.			Treaty Rates.			Total.		
Quantity.	Value.	Duty.	Quantity.	Value.	Duty.	Quantity.	Value.	Duty Collected.
	\$	\$ cts.		\$	\$ cts.		\$	\$ cts.
.....	64,232	19,269 60	67,941	20,567 75
.....	2,203	771 05
.....	155	54 25
.....	82	28 70
.....	11,845	4,145 75
.....	2,303	806 05
.....	490	171 50
.....	139	48 65
.....	2,231	780 85
.....	64,232	19,269 60	87,389	27,374 55
Doz.			Doz.			Doz.		
4,131	33,767	10,130 10	4,194	34,661	10,443 00
.....	572	4,214	1,474 90
4,131	33,767	10,130 10	4,766	38,875	11,917 90
Doz. prs.			Doz. prs.			Doz. prs.		
613,070	1,101,375	275,343 75	631,422	1,135,909	287,430 65
.....	70	56	19 60
.....	206	289	101 15
.....	91	203	71 05
.....	5	25	8 75
.....	1,159	2,929	1,025 15
.....	38,170	63,342	22,169 70
.....	1	3	1 05
.....	121	308	107 80
.....	256	506	177 10
.....	24,185	43,477	15,216 95
613,070	1,101,375	275,343 75	695,686	1,247,047	326,328 95
.....	89,334	20,100 48	95,491	22,255 43
.....	1,906	667 10
.....	3,180	1,113 00
.....	6	2 10
.....	4,350	1,522 50
.....	17,098	5,984 30
.....	89,334	20,100 48	122,031	31,544 43
Lbs.			Lbs.			Lbs.		
3,439,805	1,835,831	229,479 56	3,487,369	1,862,305	234,774 36
.....	2,378	1,460	292 00
.....	301	167	33 40
.....	25,724	18,883	3,776 60
.....	14,973	3,453	690 60
3,439,805	1,835,831	229,479 56	3,530,745	1,886,268	239,566 96

3 GEORGE V., A. 1913
No. 1.—GENERAL STATEMENT

ARTICLES IMPORTED.	COUNTRIES.	TOTAL IMPORTS.		ENTERED		
		Quantity.	Value.	General Tariff.		
				Quantity.	Value.	Duty.
		Lbs.	\$	Lbs.	\$	\$ cts.
DUTIABLE GOODS— <i>Con.</i>						
Wool, mfrs. of— <i>Con.</i>						
Yarns, woollen and worsted, N.O.P.	United Kingdom	400,434	206,825	21,643	13,418	4,025 40
	Belgium.....	534	217	534	217	65 10
	France.....	4,120	1,926	4,160	1,955	586 50
	Germany.....	75,588	39,787	75,588	39,787	11,936 10
	Holland.....	38	15	38	15	4 50
	Switzerland....	125	24	125	24	7 20
	United States...	7,600	5,275	7,600	5,275	1,582 50
	Total	488,439	254,069	109,688	60,691	18,207 30
All fabrics and manufactures composed wholly or in part of wool, worsted, &c. N.O. P.	United Kingdom		5,898,902		680,790	238,276 50
	Hong Kong.		11		11	3 85
	Aust.-Hungary..		10,357		10,357	3,624 95
	Belgium.....		60,870		63,083	22,079 05
	France.....		823,223		828,855	290,099 25
	Germany.....		149,496		149,654	52,378 90
	Holland.....		9,790		9,790	3,426 50
	Italy.....		15		15	5 25
	Japan.....		54		54	18 90
	Spain.....		55		55	19 25
	Switzerland....		20,859		20,837	7,292 95
	United States...		80,557		80,657	28,229 95
	Total		7,054,189		1,844,158	645,455 30
Fabrics of wool, or of cotton or wool, commonly describ- ed and sold as lustres, mo- hairs, alpaca and Italian linings	United Kingdom	Yds. 4,178,157	1,196,107	Yds. 14,337	5,716	2,000 60
	France.....	780	272	780	272	95 20
	Germany.....	381	109	381	109	38 15
	United States...	10,361	4,136	10,361	4,136	1,447 60
	Total	4,189,679	1,200,624	25,859	10,233	3,581 55
Women's and children's dress goods, coat linings, Italian cloths, alpacas, orleans, cashmeres, henriettas, ser- ges, buntings, nun's cloth, bengalines, whip cords, twills, plains or jacquards of similar fabrics, composed wholly or in part of wool, worsted, the hair of the camel, alpaca, goat or like animal, not exceeding in weight six ounces to the square yard, when import- ed in the gray or unfinished state for the purpose of being dyed or finished in Canada	United Kingdom	Sq. yds. 484,172	195,718	Sq. yds. 1,203	402	100 50
	Belgium.....	475	342	475	342	85 50
	France.....	1,287	831			
	Germany.....	1,957	700	915	290	72 50
	Switzerland....	100	69	10	6	1 50
	United States...	1,195	472	1,195	472	118 00
	Total	489,186	198,132	3,798	1,512	378 00

SESSIONAL PAPER No. 11

OF IMPORTS—*Continued.*

FOR HOME CONSUMPTION.

Preferential Tariff.			Treaty Rates.			Total.		
Quantity.	Value.	Duty.	Quantity.	Value.	Duty.	Quantity.	Value.	Duty Collected.
Lbs.	\$	\$ cts.		\$	\$ cts.	Lbs.	\$	\$ cts.
385,086	192,054	38,410 80	406,729	205,472	42,436 20
.....	534	217	65 10
.....	4,160	1,955	586 50
.....	75,588	39,787	11,936 10
.....	38	15	4 50
.....	125	24	7 20
.....	7,600	5,275	1,582 50
385,086	192,054	38,410 80	494,774	252,745	56,618 10
.....	5,224,994	1,567,498 20	5,905,784	1,805,774 70
.....	11	3 85
.....	10,357	3,624 95
.....	63,083	22,079 05
.....	828,855	290,099 25
.....	149,654	52,378 90
.....	9,790	3,426 50
.....	15	5 25
.....	54	18 90
.....	55	19 25
.....	20,837	7,292 95
.....	80,657	28,229 95
.....	5,224,994	1,567,498 20	7,069,152	2,212,953 50
Yds.			Yds.			Yds.		
4,145,785	1,186,013	266,854 02	4,160,122	1,191,729	268,854 62
.....	780	272	95 20
.....	381	109	38 15
.....	10,361	4,136	1,447 60
4,145,785	1,186,013	266,854 02	4,171,644	1,196,246	270,435 57
Sq. yds.			Sq. yds.			Sq. yds.		
481,044	194,262	29,139 30	1,925	1,054	237 15	484,172	195,718	29,476 95
.....	475	342	85 50
.....	1,287	831	186 98	1,287	831	186 98
.....	915	290	72 50
.....	90	63	14 18	100	69	15 68
.....	1,195	472	118 00
481,044	194,262	29,139 30	3,302	1,948	438 31	488,144	197,722	29,955 61

3 GEORGE V., A. 1913

No. 1.—GENERAL STATEMENT

ARTICLES IMPORTED.	COUNTRIES.	TOTAL IMPORTS.		ENTERED		
		Quantity.	Value.	General Tariff.		
				Quantity.	Value.	Duty.
DUTIABLE GOODS— <i>Con.</i>			\$		\$	\$ cts.
Wool, mfrs. of— <i>Con.</i>						
Clothing, women's and children's outside garments	United Kingdom		188,042		40,888	14,310 80
	Aust.-Hungary		29		29	10 15
	Belgium		59		59	20 65
	France		7,906		7,906	2,767 10
	Germany		158,057		158,677	55,536 95
	Switzerland		15		15	5 25
	United States		139,912		139,027	48,659 45
	Totals		494,020		346,601	121,310 35
Clothing, ready-made, and wearing apparel, composed wholly or in part of wool worsted, &c., N.O.P.	United Kingdom		997,226		113,936	39,877 60
	Hong Kong		59		59	20 65
	Malta		11		11	3 85
	Aust.-Hungary		428		428	149 80
	Belgium		5,117		5,117	1,790 95
	China		20		20	7 00
	France		19,330		18,889	6,611 15
	Germany		136,117		132,688	46,440 80
	Japan		227		227	79 45
	Russia in Asia		12		12	4 20
	Switzerland		1,257		1,257	439 95
	Turkey in Europe		22		22	7 70
	United States		597,325		596,195	208,668 25
	Totals		1,757,151		868,861	304,101 35
Carpets, Axminster, including Abusson, Savonerie and Moquette	United Kingdom	Yds. 356,280	338,982	Yds. 12,499	12,047	4,216 45
	Aust.-Hungary	131	441	131	441	154 35
	France	902	1,076	902	1,076	376 60
	Germany	1,142	1,133	1,142	1,133	396 55
	United States	1,168	1,695	1,168	1,695	593 25
	Totals	359,623	343,327	15,842	16,392	5,737 20
Carpets, Brussels, including Wilton and Teprae	United Kingdom	351,619	343,971	6,221	7,407	2,592 45
	Aust.-Hungary	775	1,907	775	1,907	667 45
	France	1,276	2,949	1,276	2,949	1,032 15
	Germany	3,759	2,582	4,209	2,889	1,011 15
	United States	4,058	4,485	4,409	4,800	1,680 00
	Totals	361,487	355,894	16,890	19,952	6,983 20
Carpets, Tapestry, including drum printed or machine printed, and velvet	United Kingdom	1,041,519	575,985	11,462	7,749	2,712 15
	Aust.-Hungary	1,320	912	1,320	912	319 20
	Belgium	12	10	12	10	3 50
	France	2,890	1,997	2,890	1,997	698 95
	Germany	5,350	3,466	5,350	3,466	1,213 10
	Italy	136	83	136	83	29 05
	Switzerland	42	48			
	United States	4,228	2,220	4,228	2,220	777 00
	Totals	1,055,497	584,721	25,398	16,437	5,752 95

SESSIONAL PAPER No. 11

OF IMPORTS—*Continued.*

FOR HOME CONSUMPTION.

Preferential Tariff.			Treaty Rates.			Total.		
Quantity.	Value.	Duty.	Quantity.	Value.	Duty.	Quantity.	Value.	Duty Collected.
	\$	\$ cts.		\$	\$ cts.		\$	\$ cts.
.....	145,774	43,732 20	186,662	58,043 00
.....	29	10 15
.....	59	20 65
.....	7,906	2,767 10
.....	158,677	55,536 95
.....	15	5 25
.....	139,027	48,659 45
.....	145,774	43,732 20	492,375	165,042 55
.....	885,362	265,608 60	999,298	305,486 20
.....	59	20 65
.....	11	3 85
.....	428	149 80
.....	5,117	1,790 95
.....	20	7 00
.....	18,889	6,611 15
.....	132,688	46,440 80
.....	227	79 45
.....	12	4 20
.....	1,257	439 95
.....	22	7 70
.....	596,195	208,668 25
.....	885,362	265,608 60	1,754,223	569,709 95
Yds.			Yds.			Yds.		
340,425	322,706	80,676 50	352,924	334,753	84,892 95
.....	131	441	154 35
.....	902	1,076	376 60
.....	1,142	1,133	396 55
.....	1,168	1,695	593 25
340,425	322,706	80,676 50	356,267	339,098	86,413 70
345,632	336,895	84,223 75	351,853	344,302	86,816 20
.....	775	1,907	667 45
.....	1,276	2,949	1,032 15
.....	4,209	2,889	1,011 15
.....	4,409	4,800	1,680 00
345,632	336,895	84,223 75	362,522	356,847	91,206 95
1,032,006	571,659	142,914 75	1,043,468	579,408	145,626 90
.....	1,320	912	319 20
.....	12	10	3 50
.....	2,890	1,997	698 95
.....	5,350	3,466	1,213 10
.....	136	83	29 05
.....	4,228	2,220	777 00
1,032,006	571,659	142,914 75	1,057,404	588,096	148,667 70

3 GEORGE V., A. 1913
No. 1.—GENERAL STATEMENT

ARTICLES IMPORTED.	COUNTRIES.	TOTAL IMPORTS.		ENTERED		
		Quantity.	Value.	General Tariff.		
				Quantity.	Value.	Duty.
DUTIABLE GOODS— <i>Con.</i>		Yds.	£	Yds.	£	£ cts.
Wool, mfrs. of— <i>Con.</i> Carpets, Ingrain, 2 and 3 ply all wool or union.....	United Kingdom Aust.-Hungary . France..... Germany..... Turkey in Asia.. United States...	142,257 1,106 618 8,060 509 588	116,594 705 381 8,014 1,492 474	7,635 1,106 618 8,060 509 588	5,001 705 381 8,014 1,492 474	1,750 35 246 75 133 35 2,804 90 522 20 165 90
	Totals	153,138	127,660	18,516	16,067	5,623 45
Whole carpets, including tuft- ed, hand-made or Oriental, Turkish, Persian, Japanese, Indian or Smyrna	United Kingdom B. India..... Aust.-Hungary.. Belgium..... China..... France..... Germany. Holland..... Persia..... Turkey in Asia . Turkey in Europe United States...	Sq. Yds. 161,877 689 1,056 600 228 683 4,608 33 475 19,053 72 2,119	163,471 2,075 1,301 400 478 887 4,015 199 655 26,848 1,828 2,629	Sq. Yds. 14,667 689 1,164 600 228 683 4,288 33 475 19,053 72 2,119	23,366 2,075 1,464 400 478 887 3,873 199 655 26,848 1,828 2,629	8,178 10 726 25 512 40 140 00 167 30 310 45 1,355 55 69 65 229 25 9,396 80 639 80 920 15
	Total.....	191,493	204,786	44,071	64,702	22,645 70
Mats and rugs, including hearth sizes 30 sq. ft. and smaller, wool, N.O.P.....	United Kingdom B. India..... Hong Kong..... New Zealand.... Aust.-Hungary.. Belgium..... China..... Egypt and Sou- dan..... France..... Germany..... Japan..... Italy..... Mexico..... Persia..... Turkey in Asia . United States...	538,470 590 51 65 7,174 429 170 1,408 5,109 24,862 600 57 1 1,273 40,413 46,708	61,274 502 51 65 7,219 429 170 1,408 5,109 24,311 600 57 1 1,273 40,413 46,763	21,445 90 175 70 17 85 22 75 2,526 65 150 15 59 50 492 80 1,788 15 8,508 85 210 00 19 95 35 445 55 14,144 55 16,367 05
	Total.....	667,380	189,645	66,375 75
Felt, pressed, of all kinds not filled or covered by or with any woven fabric.....	United Kingdom Aust.-Hungary.. Belgium..... France..... Germany..... Switzerland. ... United States...	Lbs. 477,990 151,180 3,500 845 139,579 200 524,982	143,066 33,638 107 260 37,445 149 84,139	Lbs. 8,791 151,180 3,500 845 142,469 200 525,032	3,538 33,638 107 260 38,317 149 84,162	884 50 8,409 50 26 75 65 00 9,579 25 37 25 21,040 50
	Total.....	1,298,276	298,804	832,017	160,171	40,042 75

SESSIONAL PAPER No. 11
OF IMPORTS—Continued.

FOR HOME CONSUMPTION.

Preferential Tariff.			Treaty Rates.			Total.		
Quantity.	Value.	Duty.	Quantity.	Value.	Duty.	Quantity.	Value.	Duty Collected.
Yds.	\$	\$	Yds.	\$	\$ cts.	Yds.	\$	\$
134,622	111,593	27,898 25				142,257	116,594	29,648 60
						1,106	705	246 75
						618	381	133 35
						8,060	8,014	2,804 90
						509	1,492	522 20
						588	474	165 90
134,622	111,593	27,898 25				153,138	127,660	33,521 70
Sq. Yds.			Sq. Yds.			Sq. Yds.		
146,338	139,184	34,796 00				161,005	162,550	42,974 10
						689	2,075	726 25
						1,164	1,464	512 40
						600	400	140 00
						228	478	167 30
						683	887	310 45
						4,288	3,873	1,355 55
						33	199	69 65
						475	655	229 25
						19,053	26,848	9,396 80
						72	1,828	639 80
						2,119	2,629	920 15
146,338	139,184	34,796 00				190,409	203,886	57,441 70
	477,050	119,262 50					538,324	140,708 40
	88	22 00					590	197 70
							51	17 85
							65	22 75
							7,219	2,526 65
							429	150 15
							170	59 50
							1,408	492 80
							5,109	1,788 15
							24,311	8,508 85
							600	210 00
							57	19 95
							1	35
							1,273	445 55
							40,413	14,144 55
							46,763	16,367 05
	477,138	119,284 50					666,783	185,660 25
Lbs.			Lbs.			Lbs.		
468,386	139,264	20,889 60				477,177	142,802	21,774 10
						151,180	33,638	8,409 50
						3,500	107	26 75
						845	260	65 00
						142,469	38,317	9,579 25
						200	149	37 25
						525,032	84,162	21,040 50
468,386	139,264	20,889 60				1,300,403	299,435	60,932 35

ARTICLES IMPORTED.	COUNTRIES.	TOTAL IMPORTS.		ENTERED		
		Quantity.	Value.	General Tariff.		
				Quantity.	Value.	Duty.
DUTIABLE GOODS— <i>Con.</i>			\$		\$	\$ cts.
Wool, viz.— Worsted tops made from such wools as are grown in Canada.....	United Kingdom		2,676		1,109	166 35
Zinc, manufactures of, N.O.P..	United Kingdom.....		3,162		644	161 00
	Belgium.....		41		41	10 25
	France.....		82		82	20 50
	Germany.....		242		242	60 50
	United States....		30,505		30,483	7,620 75
	Total.		34,032		31,492	7,873 00
Damaged goods, under sections 49 to 53 of Rev. Stat. cap. 32.	United States....		4,985		4,985	575 72
Prepaid postal parcels from Great Britain.....	United Kingdom.....		99,608		99,608	27,500 56
Special duty on articles shipped to Canada at lower than usual home trade price						86,354 25
Additional duties, post entries, over collections, &c.....						436,092 72
Total Dutiable Goods			343,370,082		233,104,531	66,283,746 21

SESSIONAL PAPER No. 11
OF IMPORTS—Continued.

FOR HOME CONSUMPTION.

Preferential Tariff.			Treaty Rates.			Total.		
Quantity.	Value.	Duty.	Quantity.	Value.	Duty.	Quantity.	Value.	Duty. Collected.
	\$	\$ cts.		\$	\$ cts.		\$	\$ cts.
.....	1,567	156 70	2,676	323 05
.....	2,518	377 70	3,162	538 70
.....			41	10 25
.....			82	20 50
.....			242	60 50
.....			30,483	7,620 75
.....	2,518	377 70	34,010	8,250 70
.....			4,985	575 72
.....			99,608	27,500 56
.....				86,354 25
.....				436,092 72
.....	88,058,830	18,018,718 74	14,140,699	3,273,571 57	335,304,060	87,576,036 52

3 GEORGE V., A. 1913

No. 1.—GENERAL STATEMENT OF IMPORTS—Continued.

ARTICLES IMPORTED.	COUNTRIES.	IMPORTED.		ENTERED FOR HOME CONSUMPTION.	
		Quantity.	Value.	Quantity.	Value.
FREE GOODS.		No.	\$	No.	\$
PRODUCE OF THE MINE.					
Burrstones in blocks, rough or unmanufactured, not bound up or prepared for binding into mill stones	Belgium	1,148	1,484	1,148	1,484
	United States.....	11	132	11	132
	Total.....	1,159	1,616	1,159	1,616
Chalk, China or Cornwall stone, cliff stone, and felspar, fluorspar, magnesite, ground or unground.....	United Kingdom.....		43,171		43,171
	Newfoundland and Labrador.		67		67
	Aust.-Hungary....		295		295
	Norway		1,508		1,508
	United States.....		98,289		98,289
	Total.....		143,330		143,330
Clays, viz.—		Cwt.		Cwt.	
China clay, ground or unground.....	United Kingdom..	291,387	90,125	291,387	90,125
	Newfoundland and Labrador.	17,240	4,310	17,240	4,310
	Aust.-Hungary....	398	290	398	290
	United States.....	57,160	25,537	57,160	25,537
	Total	366,185	120,262	366,185	120,262
Fire clay, ground or unground.....	United Kingdom..		31,454		31,454
	Belgium.....		328		328
	Germany		803		803
	Norway		9		9
	United States.....		86,269		86,269
	Total.....		118,863		118,863
Pipe clay, ground or unground.....	United Kingdom..		46		46
	United States.....		1,596		1,596
	Total.....		1,642		1,642
Clays, all other, N.O.P.....	United States....		2,763		2,763
	Germany		468		468
	Japan.		18		18
	United States.....		13,655		13,655
	Total....		16,904		16,904
Coal, anthracite, and anthracite dust.....		Tons.		Tons.	
	United Kingdom..	33,972	151,249	33,972	151,249
	United States.....	4,084,407	19,155,390	4,084,407	19,155,390
	Total.....	4,118,379	19,306,639	4,118,379	19,306,639

SESSIONAL PAPER No. 11

No. 1.—GENERAL STATEMENT OF IMPORTS—*Continued.*

ARTICLES IMPORTED.	COUNTRIES.	IMPORTED.		ENTERED FOR HOME CONSUMPTION.	
		Quantity.	Value.	Quantity.	Value.
FREE GOODS—THE MINE— <i>Con.</i>			\$		\$
Earths, crude only.....	United Kingdom..	1,110	1,110
	Germany.....	980	980
	United States.....	8,169	8,169
	Total.....	10,259	10,259
Emery, in bulk, crushed or ground.....	United Kingdom..	1,758	1,758
	United States.....	45,505	45,505
	Total	47,263	47,263
Flint, and ground flint stones	United Kingdom..	Cwt. 258	130	Cwt. 258	130
	Belgium.....	453	400	453	400
	Denmark.....	1,450	2,601	1,450	2,601
	Germany.....	447	502	447	502
	United States.....	71,453	45,848	71,453	45,848
	Total.....	74,061	49,481	74,061	49,481
Fossils.....	United States.....	2,297	2,297
Fuller's earth, in bulk only.....	United Kingdom..	2,761	2,761
	Belgium	197	197
	United States.....	4,366	4,366
	Total.....	7,324	7,324
Gannister.....	United Kingdom..	11,333	2,160	11,333	2,160
	United States....	2,153	406	2,153	406
	Total.....	13,486	2,566	13,486	2,566
Gravels and sand.....	United Kingdom..	Tons. 2,439	1,514	Tons. 2,439	1,514
	Belgium	4,628	8,997	4,628	8,997
	France.....	4,710	11,329	4,710	11,329
	Japan.....	1	7	1	7
	United States.....	252,193	236,591	252,193	236,591
	Total.....	263,971	258,438	263,971	258,438
Gypsum, crude (sulphate of lime).....	United Kingdom..	33	882	33	882
	Alaska.....	600	2,700	600	2,700
	United States.....	1,514	8,681	1,514	8,681
	Total.....	2,147	12,263	2,147	12,263
Pumice and pumice stone, lava and cal- carious tufa not further manufactured than ground.....	United Kingdom..	246	246
	Belgium.....	21	21
	France.....	185	185
	Germany.....	12	12
	Italy.....	1,209	1,209
	United States.....	17,854	17,854
	Total.....	19,527	19,527

3 GEORGE V., A. 1913

No. 1.—GENERAL STATEMENT OF IMPORTS—Continued.

ARTICLES IMPORTED.	COUNTRIES.	IMPORTED.		ENTERED FOR HOME CONSUMPTION.	
		Quantity.	Value.	Quantity.	Value.
FREE GOODS—THE MINE— <i>Con.</i>		Cwt.	\$	Cwt.	\$
Minerals, viz.: Alumina...	France.....	7	30	7	30
	United States.....	210,995	421,827	210,995	421,827
	Total.....	211,002	421,857	211,002	421,857
Cryolite or kryolite.....	Aust.-Hungary....	101	516	101	516
	United States.....	7,895	35,123	7,895	35,123
	Total.....	7,996	35,639	7,996	35,639
Litharge.....	United Kingdom..	4,723	16,830	4,723	16,830
	Germany... ..	9,515	31,193	9,515	31,193
	United States.....	2,181	11,885	2,181	11,885
	Total... ..	16,419	59,908	16,419	59,908
Mineral waters, natural, not in bottles....		Galls.		Galls.	
	United States.....	2,280	433	2,280	433
Meerschaum, crude or raw....		Lbs.		Lbs.	
	United Kingdom..	16	99	16	99
	Aust.-Hungary....	4	53	4	53
	Germany.....	3	16	3	16
	Total.....	23	168	23	168
Ores of metals, N.O.P.....		Cwt.		Cwt.	
	United Kingdom..	221,739	43,850	221,739	43,850
	Newfoundland and Labrador.....	10,853,905	634,983	10,853,905	634,983
	Alaska.....	121,626	52,402	121,626	52,402
	Germany.....	595	463	595	463
	Sweden.....	122,930	20,765	122,930	20,765
	United States.....	17,737,734	3,253,711	17,737,734	3,253,711
	Total.....	29,058,529	4,006,174	29,058,529	4,006,174
Phosphate rock (fertilizer).....	United Kingdom..		154		154
	Belgium.....		648		648
	United States.....		42,540		42,540
	Total.....		43,342		43,342
Diamonds, unset....	United Kingdom..		1,039,463		1,039,463
	Belgium.....		470,961		470,961
	Brazil.....		654		654
	Cuba.....		22,774		22,774
	France.....		158,669		158,669
	Germany.....		41,247		41,247
	Holland.....		708,567		708,567
	Italy.....		4,712		4,712
	United States.....		164,807		164,807
	Total.....		2,611,854		2,611,854

SESSIONAL PAPER No. 11

No. 1.—GENERAL STATEMENT OF IMPORTS—*Continued.*

ARTICLES IMPORTED.	COUNTRIES.	IMPORTED.		ENTERED FOR HOME CONSUMPTION.	
		Quantity.	Value.	Quantity.	Value.
FREE GOODS—THE MINE— <i>Con.</i>			\$		\$
Diamond dust or bort, and black diamonds for borers.....	United Kingdom..		23,662		23,662
	United States.....		26,459		26,459
	Total.....		50,121		50,121
Salt, imported from the United Kingdom, or any British possession; or imported for the use of the sea or gulf fisheries...	United Kingdom..	Cwt. 1,201,780	246,701	Cwt. 1,201,780	240,701
	B. W. Indies.....	224,735	20,865	224,735	20,865
	Newfoundland and Labrador.	2,603	473	2,603	473
	Dan. W. Indies...	10,077	1,125	10,077	1,125
	Dutch W. Indies..	3,528	378	3,528	378
	F. Oceania.....	400	55	400	55
	F. W. Indies ...	4,542	616	4,542	616
	Italy.....	67,340	3,769	67,340	3,769
	Spain.....	511,391	43,158	511,391	43,158
	United States....	99,126	21,414	99,126	21,414
	Total.....	2,125,522	332,554	2,125,522	332,554
Stone, refuse, not sawn, hammered or chiselled, not fit for flagstones, building stone or paving	United States....	Tons. 258,731	108,281	Tons. 258,731	108,281
Silex or crystallized quartz, ground or un-ground.....	Belgium.....	Cwt. 101	97	Cwt. 101	97
	United States....	7,344	7,217	7,344	7,217
	Total.....	7,445	7,314	7,445	7,314
Talc, ground, bolted or precipitated, not for toilet use.....	United Kingdom..	2,802	4,662	2,802	4,662
	Aust.-Hungary....	100	234	100	234
	France.....	31	116	31	116
	United States....	4,987	4,515	4,987	4,515
	Total.....	7,920	9,527	7,920	9,527
Whiting, gilders' whiting and Paris white	United Kingdom..	244,092	87,521	244,092	87,521
	Belgium.....	814	210	814	210
	France.....	770	203	770	203
	United States....	20,438	11,826	20,438	11,826
THE FISHERIES.	Total.....	266,114	99,760	266,114	99,760
Ambegris.....	United States....		587		587
Fish, offal or refuse.....	United States....		7,137		7,137
Fur skins, undressed, the produce of marine animals.....	Falkland Islands..		710		710
	United States....		109		109
	Total.....		819		819
Pearl, mother of, unmanufactured.....	United States....		8,133		8,133

3 GEORGE V., A. 1913

No. 1.—GENERAL STATEMENT OF IMPORTS—*Continued.*

ARTICLES IMPORTED.	COUNTRIES.	IMPORTED.		ENTERED FOR HOME CONSUMPTION.	
		Quantity.	Value.	Quantity.	Value.
FREE GOODS—THE FISHERIES— <i>Con.</i>			\$		\$
Tortoise and other shells, unmanufactured	United Kingdom.....		329		329
	B. W. Indies.....		81		81
	United States.....		18,739		18,739
	Total.....		19,149		19,149
Turtles.....	Hong Kong.....		21		21
	Japan.....		4		4
	United States.		3,109		3,109
	Total.....		3,134		3,134
Whalebone, unmanufactured	United States.....	Lbs. 8	17	Lbs. 8	17
Seed and breeding oysters, imported for the purpose of being planted in Canadian waters.....	United States.....		9,990		9,990
Live fish and fish eggs for propagating purposes.....	United States.....		189		189
SPECIAL FROM NEWFOUNDLAND.		Lbs.		Lbs.	
Fish—					
Cod, haddock, ling and pollock, fresh..	Newfoundland and Labrador ..	39,295	2,595	39,295	2,595
Cod, haddock, ling and pollock, dry salted, or smoked.....	Newfoundland and Labrador.....	Cwt. 136,835	731,589	Cwt. 136,835	731,589
Cod, haddock, ling and pollock, wet salted	Newfoundland and Labrador.....	52	240	52	240
Cod, haddock, ling and pollock, pickled	Newfoundland and Labrador.....	1	4	1	4
Halibut, fresh	Newfoundland and Labrador.....	Lbs. 135,714	8,012	Lbs. 135,714	8,012
Herring, fresh	Newfoundland and Labrador.	2,418,955	32,926	2,418,955	32,926
Herring pickled.....	Newfoundland and Labrador.....	8,380,068	119,965	8,380,068	119,965
Herring, smoked.....	Newfoundland and Labrador.....	820	82	820	82
Sea fish, other, fresh	Newfoundland and Labrador.....	22,866	1,272	22,866	1,272
Sea fish, other, pickled.....	Newfoundland and Labrador.....	88,124	2,984	88,124	2,984

SESSIONAL PAPER No. 11

No. 1.—GENERAL STATEMENT OF IMPORTS—*Continued.*

ARTICLES IMPORTED.	COUNTRIES.	IMPORTED.		ENTERED FOR HOME CONSUMPTION.	
		Quantity.	Value.	Quantity.	Value.
FREE GOODS—THE FISHERIES— <i>Con.</i>		Brls.	\$	Brls.	\$
Fish— <i>Con.</i>					
Lobsters, fresh	Newfoundland and Labrador	2	36	2	36
		Lbs.		Lbs.	
Lobsters, preserved in cans	Newfoundland and Labrador	174,421	38,083	174,421	38,083
		Brls.		Brls.	
Bait—Fish, clams, or other, fresh or salted	Newfoundland and Labrador	20	241	20	241
		Lbs.		Lbs.	
Salmon, fresh	Newfoundland and Labrador	263,830	21,344	263,830	21,344
Salmon, canned	Newfoundland and Labrador	10,380	1,065	10,380	1,065
Salmon, pickled	Newfoundland and Labrador	418,714	24,020	418,714	24,020
		Galls.		Galls.	
Fish oil, viz.:—					
Cod	Newfoundland and Labrador	119,082	68,635	119,082	68,635
Seal	Newfoundland and Labrador	52,629	26,262	52,629	26,262
Other	Newfoundland and Labrador	45,841	18,096	45,841	18,096
Other articles, produce of the fisheries, N.E.S.	Newfoundland and Labrador		1,916		1,916
THE FOREST.					
Cork wood, unmanufactured	United Kingdom ..		918		918
	France		988		988
	Italy		176		176
	Portugal		17,274		17,274
	Spain		136		136
	United States		21,446		21,446
	Total		40,938		40,938
		Cords.		Cords.	
Bark, hemlock	United States	62	372	62	372
Felloes of hickory or oak, not further manufactured than rough sawn or bent to shape	United States		112,883		112,883
Handle, heading, stave and shingle bolts, N.O.P	United States		158,006		158,006
Hickory billets	United States		93,556		93,556
Hickory and oak spokes, not further manufactured than rough turned and not tenoned, mitred or sized	United States		234,828		234,828

3 GEORGE V., A. 1913

No. 1.—GENERAL STATEMENT OF IMPORTS—*Continued.*

ARTICLES IMPORTED.	COUNTRIES.	IMPORTED.		ENTERED FOR HOME CONSUMPTION.	
		Quantity.	Value.	Quantity.	Value.
FREE GOODS—THE FOREST— <i>Con.</i>			\$		\$
Hop poles	United States.....		23,624		23,624
Hub, last, wagon, oar and gun blocks, and all like blocks or sticks, rough hewn or sawn only, and scale board for cheese boxes.....	United States.....		142,924		142,924
Ivory nuts (vegetable).	United Kingdom..		28		28
	Egypt.....		68		68
	United States.....		55,864		55,864
	Total.....		55,960		55,960
Fence posts and railroad ties.	United States.....		1,115,132		1,115,132
Logs, and round unmanufactured timber..	United Kingdom..		3,407		3,407
	Australia and Tasmania.....		31,343		31,343
	United States.....		786,423		786,423
	Total.....		821,173		821,173
Lumber and timber, planks and boards, when not otherwise manufactured than rough sawn or split or creosoted, vulcanized, or treated by any other preserving process, viz.— Cherry, chestnut, gumwood, hickory and whitewood.....		Feet.		Feet.	
	Australia and Tasmania.....	105,040	4,267	105,040	4,267
	United States.....	16,813,694	650,953	16,813,694	650,953
	Total.....	16,918,734	655,220	16,918,734	655,220
Mahogany.....	United Kingdom..	301,316	31,900	301,316	31,900
	Australia and Tasmania.....	6,070	268	6,070	268
	B. Guiana.....	24,760	1,250	24,760	1,250
	United States.....	2,364,309	280,991	2,364,309	280,991
	Total.....	2,696,455	314,409	2,696,455	314,409
Oak ..	United Kingdom..	1,158,459	36,800	1,158,459	36,800
	Japan.....	18,940	966	18,940	966
	Norway.....	100	10	100	10
	United States.....	62,280,145	2,411,766	62,280,145	2,411,766
	Total.....	63,457,644	2,449,542	63,457,644	2,449,542
		M. Feet.		M. Feet.	
Pitch pine	United States.....	91,441	1,929,923	91,441	1,929,923
		Feet.		Feet.	
Red wood.....	United States.....	82,160	4,935	82,160	4,935

SESSIONAL PAPER No. 11

No. 1.—GENERAL STATEMENT OF IMPORTS—*Continued.*

ARTICLES IMPORTED.	COUNTRIES.	IMPORTED.		ENTERED FOR HOME CONSUMPTION.	
		Quantity.	Value.	Quantity.	Value.
FREE GOODS—THE FOREST— <i>Con.</i>		Feet.	\$	Feet.	\$
Lumber and timber— <i>Con.</i>					
Rosewood.....	Australia and Tasmania.....	4,220	404	4,220	404
	United States.....	25,830	2,771	25,830	2,771
	Total.....	30,050	3,175	30,050	3,175
Spanish cedar.....	Cuba.....	49,240	4,900	49,240	4,900
	Mexico.....	21,420	1,043	21,420	1,043
	United States.....	893,917	71,160	893,917	71,160
	Total.....	964,577	77,103	964,577	77,103
Sycamore.....	United States.	650	19	650	19
Walnut.....	United States.....	470,360	27,677	470,360	27,677
White ash	United States.....	2,960,599	152,990	2,960,599	152,990
African teak, amaranth, black heart, ebony, boxwood, cocoboral, dogwood, lignum vitæ, persimmon, red cedar, and satin wood.....	United Kingdom.....		3,977		3,977
	Australia and Tasmania.....		13,457		13,457
	B. Straits Settlements		1,225		1,225
	B. Guiana.....		238		238
	B. W. Indies..		35		35
	B. Oceania, other..		60		60
	Hong Kong.		1,547		1,547
	Belgium.		182		182
	Mexico.....		1,215		1,215
	Philippines..		685		685
	Siam.....		1,854		1,854
	United States.....		26,631		26,631
	Total		51,106		51,106
Timber, hewn or sawn, squared or sided, or creosoted.	United Kingdom.....		85		85
	B. W. Indies.....		600		600
	United States.....		366,079		366,079
	Total.....		366,764		366,764
Planks, boards and otherlumber of wood, sawn, split or cut, and dressed on one side only, but not further manufactured.....		M. Feet.		M. Feet.	
	Newfoundland and Labrador.	279	3,831	279	3,831
	Norway	1	11	1	11
	United States.....	378,202	4,984,737	378,202	4,984,737
	Total.....	378,482	4,988,579	378,482	4,988,579
Pine and spruce clapboards	United States.....	11	170	11	170

3 GEORGE V., A. 1913

No. 1.—GENERAL STATEMENT OF IMPORTS—Continued.

ARTICLES IMPORTED.	COUNTRIES.	IMPORTED.		ENTERED FOR HOME CONSUMPTION.	
		Quantity.	Value.	Quantity.	Value.
FREE GOODS—THE FOREST— <i>Con.</i>		M.	\$	M.	\$
Lumber and timber— <i>Con.</i>					
Laths.....	United States.....	66,909	155,726	66,909	155,726
Shingles.....	United States.....	63,112	123,102	63,112	123,102
Staves of oak, sawn, split or cut, not further manufactured, than listed or jointed.....	United States.....	7,293	215,482	7,293	215,482
Sawdust of wood, of all kinds.....	United Kingdom.....		4,579		4,579
	Germany.....		1,186		1,186
	United States....		29,603		29,603
	Total.....		35,368		35,368
Treenails.....	United States.....	1	20	1	20
Wood for fuel	United States.....	Cords.		Cords.	
		33,135	108,321	33,135	108,321
ANIMALS AND THEIR PRODUCE.		No.		No.	
Animals for improvement of stock, viz.—					
Horses.....	United Kingdom..	1,526	605,986	1,526	605,986
	Belgium.....	57	54,148	57	54,148
	France.....	63	37,566	63	37,566
	United States....	659	351,632	698	370,482
	Total.....	2,305	1,049,332	2,344	1,068,182
Cattle.....	United Kingdom..	154	21,763	154	21,763
	United States.....	234	46,896	234	46,896
	Total.....	388	68,659	388	68,659
Sheep	United Kingdom..	65	760	65	760
	United States.....	23	1,075	23	1,075
	Total.....	88	1,835	88	1,835
Swine.....	United States.....	26	907	26	907
Dogs.....	United Kingdom..	159	12,394	159	12,394
	Newfoundland and Labrador.....	27	1,875	27	1,875
	Germany.....	2	100	2	100
	United States....	630	30,250	630	30,250
	Total	818	44,619	818	44,619

SESSIONAL PAPER No. 11

No. 1.—GENERAL STATEMENT OF IMPORTS—*Continued.*

ARTICLES IMPORTED.	COUNTRIES,	IMPORTED.		ENTERED FOR HOME CONSUMPTION.	
		Quantity.	Value.	Quantity	Value.
		No.	\$	No.	\$
FREE GOODS—					
ANIMALS AND THEIR PRODUCE— <i>Con.</i>					
Animals for improvements of stock— <i>Con.</i>					
Goats.....	United States.....	2	60	2	60
Asses.....	United States.....	1	40	1	40
Fowls, domestic, pure bred	United Kingdom..	693	4,029	693	4,029
	Australia and Tas-	8	75	8	75
	mania.....	8,438	28,615	8,464	28,740
Animals brought into Canada, temporar-	United States.....				
ily, and for a period not exceeding three	Total	9,139	32,719	9,165	32,844
months, for the purpose of exhibition or					
competition for prizes, offered by any					
agricultural or other association, viz.:—					
Horses.....	United States.....	3,453	1,498,981		
Cattle.....	United States.....	195	44,374		
All other, N.O.P.....	United States.....		11,080		
Bees.....	United States.....		1,132		1,132
Bones, crude		Cwt.		Cwt.	
	United Kingdom..	136	844	136	844
	B. W. Indies	1	2	1	2
	Newfoundland and				
	Labrador.....	6,803	4,980	6,803	4,980
	Argentina.....	40,344	47,404	40,344	47,404
	France.....	1,264	8,549	1,264	8,549
	United States.....	9,435	14,994	9,435	14,994
	Total	57,983	76,773	57,983	76,773
Bone dust, charred bone, and bone ash....					
	United Kingdom..	9,310	21,593	9,310	21,593
	Belgium.....	10,448	11,925	10,448	11,925
	Germany.....	5,009	4,723	5,009	4,723
	Holland.....	2,231	2,677	2,231	2,677
	United States.....	47,315	62,283	47,315	62,283
	Total	74,313	103,201	74,313	103,201
Bristles.....		Lbs.		Lbs.	
	United Kingdom ..	113,711	89,349	113,711	89,349
	France.....	10,133	9,731	10,133	9,731
	Germany.....	15,250	16,416	15,250	16,416
	Russia in Europe..	1,090	1,487	1,090	1,487
	United States....	69,043	53,730	69,043	53,730
	Total	209,227	170,713	209,227	170,713
Cat-gut or worm gut unmanufactured,					
adapted for the manufacture of whip					
or other cord, or of ligatures.....					
	United Kingdom ..		492		492
	Germany.....		534		534
	Japan.....		679		679
	United States.....		700		700
	Total		2,405		2,405

3 GEORGE V., A. 1913

No. 1.—GENERAL STATEMENT OF IMPORTS—Continued.

ARTICLES IMPORTED.	COUNTRIES.	IMPORTED.		ENTERED FOR HOME CONSUMPTION.	
		Quantity.	Value.	Quantity.	Value.
FREE GOODS— ANIMALS AND THEIR PRODUCE— <i>Con.</i>			\$		\$
Fur skins of all kinds, not dressed in any manner, N.O.P.	United Kingdom..		202,314		202,314
	Newfoundland and Labrador.....		46,235		46,235
	Alaska.....		450		450
	Belgium.....		2,317		2,317
	China.....		2,163		2,163
	France.....		32,702		32,702
	Germany.....		998,651		998,651
	Greece.....		40		40
	Greenland and Iceland.....		700		700
	Holland.....		647		647
	Japan.....		5,993		5,993
	Mexico.....		200		200
	Norway.....		262		262
	Russia in Europe..		186,842		186,842
	Switzerland.....		2,209		2,209
	United States.....		2,681,415		2,681,415
	Total		4,163,140		4,163,140
Grease and degreas for stuffing or dressing leather.		Lbs.		Lbs.	
	United Kingdom ..	402,599	13,884	402,599	13,884
	France.....	1,938	205	1,938	205
	Germany.....	420,710	9,182	420,710	9,182
	United States.....	2,267,460	111,015	2,267,460	111,015
	Total	3,092,707	134,286	3,092,707	134,286
Grease, rough, the refuse of animal fat, for the manufacture of soap and oils only.....	United Kingdom..	17,692	565	17,692	565
	Bermuda.	43,758	2,711	43,758	2,711
	B. W. Indies.....	400	9	400	9
	Belgium.....	65,880	2,392	65,880	2,392
	France.....	550	47	550	47
	Germany.....	34,100	903	34,100	903
	United States.....	12,596,120	797,427	12,596,120	797,427
	Total	12,758,500	804,054	12,758,500	804,054
Guano and other animal manures.....		Cwt.		Cwt.	
	United Kingdom..	1,704	1,338	1,704	1,338
	Newfoundland and Labrador.....	400	600	400	600
	Belgium.....	2,005	2,327	2,005	2,327
	France.	4	14	4	14
	Germany.....	2,786	1,508	2,786	1,508
	Turkey in Europe.	78	183	78	183
	United States, ...	40,485	13,212	40,485	13,212
	Total	47,462	19,182	47,462	19,182
Hair, cleaned or uncleaned, not dyed, curled or otherwise manufactured ...		Lbs.		Lbs.	
	United Kingdom..	33,050	15,812	33,050	15,812
	New Zealand.	2,234	215	2,234	215
	Aust.-Hungary....	568	1,684	568	1,684
	China.....	2,301	936	2,301	936
	France.....	16,879	2,419	16,879	2,419
	Germany.	1,549	10,126	1,549	10,126
	United States.....	620,835	103,177	620,835	103,177
	Total	677,416	134,369	677,416	134,369

SESSIONAL PAPER No. 11

No. 1.—GENERAL STATEMENT OF IMPORTS—*Continued.*

ARTICLES IMPORTED.	COUNTRIES.	IMPORTED.		ENTERED FOR HOME CONSUMPTION.	
		Quantity.	Value.	Quantity.	Value.
FREE GOODS. ANIMALS AND THEIR PRODUCE— <i>Con.</i>		Lbs.	\$	Lbs.	\$
Horse hair, not further manufactured than simply cleaned, and dipped or dyed....	United Kingdom..	30,425	30,721	30,425	30,721
	China..	1,500	639	1,500	639
	Germany.....	10	6	10	6
	United States....	137,912	91,952	137,912	91,952
	Total	169,847	123,318	169,847	123,318
Hatters' furs, not on the skin.....	United Kingdom..		30,840		30,840
	Belgium.....		9,195		9,195
	France.....		513		513
	Germany.....		666		666
	United States....		96,529		96,529
	Total		137,743		137,743
Hides and skins, raw, whether dry salted or pickled.....	United Kingdom..	4,828,235	763,604	4,828,235	763,604
	Australia and Tasmania.....	310,320	42,202	310,320	42,202
	Bermuda.....	20,390	2,592	20,390	2,592
	B. S. Africa.....	237,450	51,895	237,450	51,895
	B. India.....	387,262	72,677	387,262	72,677
	B. W. Indies.....	197,598	24,212	197,598	24,212
	Newfoundland and Labrador.....	5,020	514	5,020	514
	New Zealand..	3,863,536	591,491	3,863,536	591,491
	Argentina.....	13,470,922	2,885,536	13,470,922	2,885,536
	Aust.-Hungary....	8,080	4,636	8,080	4,636
	Belgium.....	12,540	2,272	12,540	2,272
	China.....	32,176	7,014	32,176	7,014
	Denmark.....	74,064	10,625	74,064	10,625
	France.....	4,303,642	896,310	4,303,642	896,310
	French Africa.....	79,717	9,180	79,717	9,180
	Germany.....	755,522	182,276	755,522	182,276
	Holland.....	237,530	52,898	237,530	52,898
	Italy.....	46,822	12,506	46,822	12,506
	Mexico.....	184,050	33,139	184,050	33,139
	Miquelon and St. Pierre.....	9,720	865	9,720	865
	Morocco.....	13,460	2,500	13,460	2,500
	Norway.....	89,500	12,933	89,500	12,933
	Russia in Europe..	489,174	121,447	489,174	121,447
	Sweden.....	34,800	5,190	34,800	5,190
	Turkey in Asia....	42,000	9,750	42,000	9,750
	Turkey in Europe..	18,648	3,907	18,648	3,907
	Uruguay.....	1,366,840	309,305	1,366,840	309,305
	United States....	16,781,822	2,613,259	16,781,822	2,613,259
	Total.....	47,900,840	8,724,735	47,900,840	8,724,735
Hoofs, horn strips, horn and horn tips, in the rough, not polished or otherwise manufactured than cleaned.....	United States....		111		111
Ivory, unmanufactured	Germany.....	173	1,243	173	1,243
	United States....	848	3,240	848	3,240
	Total.....	1,021	4,483	1,021	4,483

3 GEORGE V., A. 1913

No 1.—GENERAL STATEMENT OF IMPORTS—*Continued.*

ARTICLES IMPORTED.	COUNTRIES.	IMPORTED.		ENTERED FOR HOME CONSUMPTION.	
		Quantity.	Value.	Quantity.	Value.
FREE GOODS— ANIMALS AND THEIR PRODUCE— <i>Con.</i>			\$		\$
Leeches.....	United States.....		389		389
		Oz.		Oz.	
Musk in pods or in grains.	United Kingdom..	5	108	5	108
	France.....	20	216	20	216
	United States.....	281	2,381	281	2,381
	Total.....	306	2,705	306	2,705
Pelts raw.....	United Kingdom..		108,289		108,289
	New Zealand.....		12,459		12,459
	France.. . . .		2,307		2,307
	United States.....		55,826		55,826
	Total.....		178,881		178,881
Pigeons, homing and messenger, pheasants and quails.....	United Kingdom..		1,029		1,029
	Hong Kong.....		25		25
	United States.....		3,537		3,537
	Total.....		4,591		4,591
Quills in their natural state or unplumed.	United States.....		1,678		1,678
Rennet, raw and prepared.....	United Kingdom..		4,419		4,419
	Denmark.....		8,115		8,115
	France.....		142		142
	Germany.....		2,875		2,875
	Holland.....		562		562
	United States.....		36,082		36,082
	Total.....		52,195		52,195
Silk, raw, or as reeled from the cocoon, not being doubled, twisted or advanced in manufacture in any way.....		Lbs.		Lbs.	
	United Kingdom..	200	374	200	374
	B. India.....	2,830	7,959	2,830	7,959
	China.....	8,328	25,824	8,328	25,824
	Italy.....	1,100	4,413	1,100	4,413
	Japan.....	29,927	110,577	29,927	110,577
	United States.....	70,196	232,457	70,196	232,457
	Total.....	112,581	381,604	112,581	381,604
Silk in the gum or spun, when imported by manufacturers of silk underwear, or of woven labels for use exclusively for the manufacture of such articles in their own factories.....	United Kingdom..	3,356	4,744	3,356	4,744
	United States.....	7,375	29,247	7,375	29,247
	Total.....	10,731	33,991	10,731	33,991
Silk cocoons and silk waste.	United Kingdom..		1,539		1,539
	United States.....		2,223		2,223
	Total.....		3,762		3,762

SESSIONAL PAPER No. 11

No. 1.—GENERAL STATEMENT OF IMPORTS—*Continued.*

ARTICLES IMPORTED.	COUNTRIES.	IMPORTED.		ENTERED FOR HOME CONSUMPTION.	
		Quantity.	Value.	Quantity.	Value.
FREE GOODS— ANIMALS AND THEIR PRODUCE— <i>Con.</i>			\$		\$
Sausage skins or casings, not cleaned.....	United States.....	902	902
Wool, and the hair of the camel, alpaca, goat and other like animals, not further prepared than washed, N.O.P.....	United Kingdom..	Lbs. 3,962,722	856,073	Lbs. 3,962,722	856,073
	Australia and Tasmania.....	230,432	57,581	230,432	57,581
	B. S. Africa.....	331,430	45,454	331,430	45,454
	New Zealand....	512,872	116,858	512,872	116,858
	Argentina.....	180,934	35,719	180,934	35,719
	Belgium.....	9,440	1,943	9,440	1,943
	China.....	82,017	10,188	82,017	10,188
	France.....	775,742	223,097	775,742	223,097
	Germany.....	56,867	9,507	56,867	9,507
	Italy.....	52,300	11,167	52,300	11,167
	Turkey in Europe	11,120	15,107	11,120	15,107
	Uruguay.....	25,840	5,206	25,840	5,206
	United States....	963,720	167,495	963,720	167,495
AGRICULTURAL PRODUCTS.	Total.....	7,195,436	1,555,395	7,195,436	1,555,395
Bamboo-reeds, not further manufactured than cut into suitable lengths for walking sticks or canes, or for sticks for umbrellas, parasols or sunshades, and bamboos unmanufactured.....	United Kingdom..	41	41
	Hong Kong.....	3	3
	Japan.....	1,483	1,483
	United States.....	2,321	2,321
	Total.....	3,848	3,848
Bristles, N.E.S.....	United Kingdom..	20,805	12,952	20,805	12,952
	Belgium.....	27	227	27	227
	France.....	910	831	910	831
	Germany.....	410	106	410	106
	United States.....	11,469	7,878	11,469	7,878
	Total.....	33,621	21,994	33,621	21,994
Broom corn.....	United Kingdom..	2,520	2,520
	Aust-Hungary....	4,956	4,956
	Italy.....	10,258	10,258
	United States.....	419,267	419,267
	Total.....	437,001	437,001
Cane and rattans not mauufactured.....	United Kingdom..	1,768	1,768
	Germany.....	871	871
	United States.....	9,744	9,744
	Total.....	12,383	12,383
Citron, lemon and orange rinds in brine..	United Kingdom..	117	117
	Hong Kong.....	32	32
	Italy.....	185	185
	Total.....	334	334

3 GEORGE V., A. 1913

No. 1.—GENERAL STATEMENT OF IMPORTS—*Continued.*

ARTICLES IMPORTED.	COUNTRIES.	IMPORTED.		ENTERED FOR HOME CONSUMPTION.	
		Quantity.	Value.	Quantity.	Value.
FREE GOODS. AGRICULTURAL PRODUCTS— <i>Con.</i>		Lbs.	\$	Lbs.	\$
Cocoa beans, not roasted, crushed or ground	United Kingdom..	560,067	79,874	560,067	79,874
	B. W. Indies.....	771,984	85,260	771,984	85,260
	Ecuador.....	94,647	11,421	94,647	11,421
	Holland.....	16,331	2,645	16,331	2,645
	Spain.....	30,135	3,767	30,135	3,767
	United States....	4,131,785	508,702	4,131,785	508,702
	Total....	5,604,949	691,669	5,604,949	691,669
Cotton wool or raw cotton, not dyed....	United Kingdom..	21,341	2,387	21,341	2,387
	B. India... ..	715	72	715	72
	New Zealand.....	3,011	580	3,011	580
	Japan.....	201	21	201	21
	United States....	72,768,637	7,929,407	72,768,637	7,929,407
	Total.....	72,793,905	7,932,467	72,793,905	7,932,467
Esparto, or Spanish Grass, and other grasses and pulp of, including fancy grasses dried but not coloured or otherwise manufactured, N.O.P.....		Cwt.		Cwt.	
	Hawaii.....	22	11	22	11
	Japan.....	32	139	32	139
	United States....	269	1,260	269	1,260
	Total.....	323	1,410	323	1,410
Fibre, Mexican, istle, or tampico	United Kingdom..	306	3,272	306	3,272
	Belgium.....	24	208	24	208
	Germany.....	15	271	15	271
	Mexico.....	20	236	20	236
	United States....	1,249	15,116	1,249	15,116
	Total.....	1,614	19,103	1,614	19,103
Fibrilla, flax fibre and flax tow	United Kingdom..	429	3,009	429	3,009
	United States....	574	1,946	574	1,946
	Total.....	1,003	4,955	1,003	4,955
Fibre, vegetable, N.O.P.....	United Kingdom..	1,769	12,194	1,769	12,194
	Dutch E. Indies...	83	1,245	83	1,245
	Germany.....	10	140	10	140
	Holland.....	65	639	65	639
	Japan.....	44	214	44	214
	Mexico.....	170	1,957	170	1,957
	United States....	4,862	38,081	4,862	38,081
	Total.....	7,003	54,470	7,003	54,470
Florist stock, viz.: Azaleas, rhododen- drons, pot grown lilacs, seedling car- nation stock, rose stock and other stock for grafting, N.O.P.; araucaria, bulbs, corins, tubers, rhizomes and dormant roots, N.O.P.....	United Kingdom..		6,840		6,840
	B.E. Indies, other		340		340
	Hong Kong.....		1,706		1,706
	Belgium.....		12,512		12,512
	Brazil.....		947		947
	Guatemala.....		192		192
	China.....		1,560		1,560
	Denmark.....		250		250
	France.....		13,573		13,573

SESSIONAL PAPER No. 11

No. 1.—GENERAL STATEMENT OF IMPORTS—*Continued.*

ARTICLES IMPORTED.	COUNTRIES.	IMPORTED.		ENTERED FOR HOME CONSUMPTION.	
		Quantity.	Value.	Quantity.	Value.
FREE GOODS. AGRICULTURAL PRODUCTS— <i>Con.</i>			\$		\$
Florist stock— <i>Con.</i>	Germany.....		47,070		47,070
	Hawaii.....		5		5
	Holland.....		90,680		90,680
	Italy.....		169		169
	Japan.....		8,332		8,332
	Mexico.....		47		47
	Philippines.....		166		166
	U. S. of Colombia.....		488		488
	United States.....		30,595		30,595
	Venezuela.....		829		829
	Total.....		216,301		216,301
Fruit, green, viz.:—		Bunches.		Bunches.	
Bananas.....	B. W. Indies.....	30,448	14,495	30,448	14,495
	Hawaii.....	70	63	70	63
	United States.....	2,162,664	2,057,407	2,162,664	2,057,407
	Total.....	2,193,182	2,071,965	2,193,182	2,071,965
Berries, viz.: wild blueberries, wild strawberries, and wild raspberries..	United States.....		5,684		5,684
Guavas, mangoes, plantains, pomegranates.....	United Kingdom.....		335		335
	B. W. Indies.....		18		18
	Hawaii.....		143		143
	United States.....		1,000		1,000
	Total.....		1,496		1,496
Lemons and limes.....	United Kingdom.....		14,981		14,981
	Australia and Tasmania.....		97		97
	B. W. Indies.....		1,051		1,051
	B. Oceania, other..		10		10
	Cuba.....		16		16
	Hayti.....		28		28
	Italy.....		248,516		248,516
	Spain.....		1,477		1,477
	United States.....		480,229		480,229
	Total.....		746,405		746,405
Oranges and shaddocks or grape fruit..	United Kingdom.....		95,846		95,846
	Australia and Tasmania.....		791		791
	B. W. Indies.....		60,720		60,720
	Hong Kong.....		866		866
	China.....		14		14
	Cuba.....		7,007		7,007
	Italy.....		35,907		35,907
	Japan.....		34,751		34,751
	Mexico.....		19,662		19,662
	Spain.....		12,179		12,179
	United States.....		2,950,287		2,950,287
	Total.....		3,218,030		3,218,030

3 GEORGE V., A. 1913

No. 1.—GENERAL STATEMENT OF IMPORTS—*Continued.*

ARTICLES IMPORTED.	COUNTRIES.	IMPORTED.		ENTERED FOR HOME CONSUMPTION.	
		Quantity.	Value.	Quantity.	Value.
FREE GOODS.		No.	\$	No.	\$
AGRICULTURAL PRODUCTS— <i>Con.</i>					
Fruits— <i>Con.</i>					
Pineapples.....	B. W. Indies.....	1,995	145	1,995	145
	Cuba.....	17,970	643	17,970	643
	Hawaii.....	52,793	4,992	52,793	4,992
	Porto Rico.....	1,660	153	1,660	153
	United States....	3,543,313	277,925	3,543,313	277,925
	Total.....	3,617,731	283,858	3,617,731	283,858
Foots, being the refuse of the cotton seed or olives after the oil has been pressed out		Cwt.		Cwt.	
	United Kingdom..	5	34	5	34
	United States....	6,358	31,177	6,358	31,177
	Total.....	6,363	31,211	6,363	31,211
Hemp, dressed or undressed.....					
	United Kingdom..	29,547	156,990	29,547	156,990
	New Zealand.....	7,301	28,471	7,301	28,471
	Germany.....	674	5,526	674	5,526
	Mexico.....	8,153	29,795	8,153	29,795
	Philippines.....	716	3,441	716	3,441
	Russia in Europe..	124	653	124	653
	Switzerland.....	32	562	32	562
	United States....	36,114	190,725	36,114	190,725
	Total.....	82,661	416,163	82,661	416,163
Indian corn, not for purposes of distillation.....		Bush.		Bush.	
	United Kingdom..	2	18	2	18
	France.....	140	134	140	134
	Japan.....	2,050	1,606	2,050	1,606
	United States....	15,128,468	9,764,703	15,118,888	9,756,189
	Total.....	15,130,660	9,766,461	15,121,080	9,757,947
Jute butts and jute.....		Cwt.		Cwt.	
	United Kingdom..	948	4,573	948	4,573
	United States....	319	1,296	319	1,296
	Total.....	1,267	5,869	1,267	5,869
Locust beans and locust bean meal.....		Lbs.		Lbs.	
	United States....	17,630	543	17,630	543
Manilla grass.....		Cwt.		Cwt.	
	United Kingdom..	13,401	73,358	13,401	73,358
	Mexico.....	128,434	566,807	128,434	566,807
	Philippines.....	9,266	61,628	9,266	61,628
	United States....	139,261	768,267	139,261	768,267
	Total.....	290,362	1,470,060	290,362	1,470,060
Manures, vegetable.....					
	Germany.....	2,216	725	2,216	725

SESSIONAL PAPER No. 11

No. 1.—GENERAL STATEMENT OF IMPORTS—*Continued.*

ARTICLES IMPORTED.	COUNTRIES.	IMPORTED.		ENTERED FOR HOME CONSUMPTION.	
		Quantity.	Value.	Quantity.	Value.
FREE GOODS. AGRICULTURAL PRODUCTS— <i>Con.</i>			\$		\$
Osiers or willows, unmanufactured.....	United Kingdom		4,600	4,600
	Belgium.....		968	968
	France.....		117	117
	Germany.....		386	386
	United States.....		1,936	1,936
	Total		8,007	8,007
Palm leaf, unmanufactured...	United States.....		2,153	2,153
		Lbs.		Lbs.	
Rice, uncleaned, unhulled or paddy....	B. India.....	17,491,187	256,942	17,491,187	256,942
	B. Guiana.....	650	10	650	10
	Hong Kong.....	10,658,463	222,953	10,658,463	222,953
	China.....	252,000	6,276	252,000	6,276
	Hawaii.....	1,300	113	1,300	113
	Japan	14,398,434	397,022	14,398,434	397,022
	Siam.....	1,344,000	23,795	1,344,000	23,795
	United States.....	52,100	1,510	52,100	1,510
	Total	44,198,134	908,621	44,198,134	908,621
Seedling stock for grafting, viz. : Plum, pear, peach and other fruit trees.	United Kingdom		65	65
	France.....		9,191	9,191
	Germany.....		318	318
	Holland.....		251	251
	United States.....		7,865	7,865
	Total		17,690	17,690
Seeds, viz. : Annato...	United States.....	4,673	319	4,673	319
Beet and mangold.....	United Kingdom	158,355	24,870	158,355	24,870
	Aust.-Hungary ...	36,000	2,475	36,000	2,475
	Belgium.....	3	3	3	3
	Denmark	17,926	3,486	17,926	3,486
	France.....	68,324	10,166	68,324	10,166
	Germany.....	22,337	6,414	22,337	6,414
	Holland.....	62	22	62	22
	United States.....	43,242	6,746	43,242	6,746
	Total	346,249	54,182	346,249	54,182
Carrot	United Kingdom	5,056	3,589	5,056	3,589
	France.....	5,239	1,656	5,239	1,656
	Germany.....	601	641	601	641
	United States.....	9,980	4,688	9,980	4,688
	Total	20,876	10,574	20,876	10,574

3 GEORGE V., A. 1913

No. 1.—GENERAL STATEMENT OF IMPORTS—*Continued.*

ARTICLES IMPORTED.	COUNTRIES.	IMPORTED.		ENTERED FOR HOME CONSUMPTION.	
		Quantity.	Value.	Quantity.	Value.
		Lbs.	\$	Lbs.	\$
FREE GOODS. AGRICULTURAL PRODUCTS— <i>Con.</i>					
Seeds— <i>Con.</i>					
Turnip	United Kingdom .	251,673	21,543	251,673	21,543
	Belgium.....	27	8	27	8
	Denmark.....	1,678	126	1,678	126
	France.....	10,283	795	10,283	795
	Germany.....	28	11	28	11
	United States....	6,315	943	6,315	943
	Total	270,004	23,426	270,004	23,426
Mustard.....	United Kingdom .	20,608	966	20,608	966
	Aust.-Hungary....	33,070	1,901	33,070	1,901
	France.....	15	4	15	4
	Holland.....	84,260	3,083	84,260	3,083
	United States....	58,532	2,738	58,532	2,738
	Total	196,485	8,692	196,485	8,692
Beans (seed) from the United Kingdom.	United Kingdom .	8,482	776	8,482	776
Pease (seed) from the United Kingdom.	United Kingdom .	48,844	3,131	48,844	3,131
Rape, sowing	United Kingdom..	15,658	633	15,658	633
	Germany.....	42,167	1,579	42,167	1,579
	Holland.....	174,478	6,256	174,478	6,256
	United States....	122,499	4,568	122,499	4,568
	Total	354,802	13,036	354,802	13,036
Mushroom spawn.....	United Kingdom..		1,101		1,101
	France.....		20		20
	United States....		1,688		1,688
	Total		2,809		2,809
Teasels.....	United Kingdom..		298		298
	United States....		677		677
	Total		975		975
Tobacco, unmanufactured for excise purposes, under conditions of Inland Revenue Act.....		Lbs.		Lbs.	
	United Kingdom..	292,051	106,186	359,584	124,571
	B. W. Indies.	1,235	180	919	122
	Belgium.....	24,670	6,938	29,723	8,880
	Cuba.....	466,537	263,990	757,106	329,140
	Germany.....	443,227	89,087	269,840	46,474
	Holland.....	279,967	136,942	283,013	114,374
	Mexico.. ..	10,019	1,814	9,970	1,812
	Spain	7,133	2,497	7,129	2,497
	Turkey in Asia..	8,592	2,972	1,196	278
	Turkey in Europe.	12,512	4,172	12,434	4,172
	United States....	15,693,051	3,817,904	15,472,599	3,802,437
	Total	17,238,994	4,432,682	17,203,513	4,434,757

SESSIONAL PAPER No. 11

No. 1.—GENERAL STATEMENT OF IMPORTS—*Continued.*

ARTICLES IMPORTED.	COUNTRIES.	IMPORTED.		ENTERED FOR HOME CONSUMPTION.	
		Quantity.	Value.	Quantity.	Value.
FREE GOODS— AGRICULTURAL PRODUCTS— <i>Con.</i>			\$		\$
Trees, N.O.P.....	Belgium.....		218		218
	France.....		6		6
	Holland		20		20
	United States.....		2,218		2,218
MANUFACTURED AND PARTIALLY MANUFACTURED ARTICLES.	Total		2,457		2,457
Admiralty charts...	United Kingdom..		2,311		2,311
	United States.....		246		246
	Total		2,557		2,557
Album insides, made of paper.....	United States.....		200		200
Artificial limbs, articles for manufacture of, pressed felt, elastic web and hollow wood blocks.....	United States. . .		594		594
Artificial limbs and parts thereof	United States.....		30,734		30,734
Artificial teeth, not mounted.....	United Kingdom..		10,715		10,715
	United States.....		148,301		148,301
	Total		159,016		159,016
Asphaltum or asphalt, solid.	United Kingdom..	Cwt. 146	159	Cwt. 146	159
	B. W. Indies.	15,810	7,643	15,810	7,643
	Belgium.....	7,750	5,756	7,750	5,756
	France.....	3	5	3	5
	Germany	3,593	2,026	3,593	2,026
	Holland.....	4,400	1,464	4,400	1,464
	Mexico.....	39,767	30,309	39,767	30,309
	United States.....	552,232	504,809	552,232	504,809
	Total	623,701	552,171	623,701	552,171
Astrachan or Russian hare skins and China Goat skins, plates or rugs, wholly or partially dressed but not dyed.....	United Kingdom..		24,804		24,804
	China		22,794		22,794
	France.....		9		9
	Germany		5,885		5,885
	Russia in Europe..		1,660		1,660
	United States.....		26,593		26,593
	Total		81,745		81,745
Bells when imported for use of churches only	United Kingdom..		10,841		10,841
	Newfoundland and Labrador.....		18		18
	France		27,029		27,029
	Germany.		296		296
	Italy.		139		139
	United States.....		20,363		20,369
	Total		58,692		58,692

3 GEORGE V., A. 1913

No. 1.—GENERAL STATEMENT OF IMPORTS—Continued.

ARTICLES IMPORTED.	COUNTRIES.	IMPORTED.		ENTERED FOR HOME CONSUMPTION.	
		Quantity	Value.	Quantity.	Value.
		Lbs.	£	Lbs.	£
FREE GOODS— MANUFACTURED ARTICLES— <i>Con.</i>	United Kingdom..	95,500	9,127	95,500	9,127
	United States.....	29,741,497	2,127,714	29,741,497	2,127,714
	Total	29,836,997	2,136,841	29,836,997	2,136,841
Binder twine Binder twine-articles which enter into the cost of the manufacture of binder twine or twine for harvest binders, when imported for such use exclusively by manufacturers who manufacture such twine only.....	United Kingdom		1,346		1,346
	United States.....		28,042		28,042
	Total		29,388		29,388
Blanc fixe and satin white.....	United Kingdom ..	376,775	5,024	376,775	5,024
	Germany	40,821	398	40,821	398
	United States.	2,241,240	24,123	2,241,240	24,123
	Total	2,658,836	29,545	2,658,836	29,545
Blanketing and lapping and discs or mills for engraving copper rollers, imported by cotton manufacturers, calico printers, and wall paper manufacturers for use in their own factories only.....	United Kingdom..		8,210		8,210
	United States.....		4,740		4,740
	Total		12,950		12,950
Blast furnace slag.....	United Kingdom..		107,774		107,774
	Belgium.....		2,068		2,068
	Germany		814		814
	Holland.....		2,498		2,498
	United States.....		9,256		9,256
	Total		122,410		122,410
Bolting cloth, not made up	United Kingdom..		36		36
	France.....		299		299
	Germany		37		37
	Italy.....		421		421
	Switzerland.....		816		816
	United States.....		18,650		18,650
	Total		20,259		20,259
Bone pitch, crude only...	United Kingdom ..		553		553
	United States.....		1,599		1,599
	Total		2,152		2,152
Books, viz.: Bibles, prayer books, psalm and hymn books, religious tracts, and Sunday school lesson pictures.....	United Kingdom ..		126,301		126,301
	Aust. Hungary....		737		737
	Belgium		36,531		36,531
	France.....		30,147		30,147
	Germany.....		7,109		7,109
	Holland.....		20		20
	Italy.....		137		137
	Japan.....		210		210
	Russia in Europe..		32		32
	Switzerland		2,729		2,729
	United States.....		94,440		94,440
	Total		298,393		298,393

SESSIONAL PAPER No. 11

No. 1.—GENERAL STATEMENT OF IMPORTS—*Continued.*

ARTICLES IMPORTED.	COUNTRIES.	IMPORTED.		ENTERED FOR HOME CONSUMPTION.	
		Quantity.	Value.	Quantity.	Value.
FREE GOODS— MANUFACTURED ARTICLES— <i>Con.</i>			\$		\$
Books, printed by any government or by any association for the promotion of science or letters and official annual reports of religious or benevolent associations and issued in the proceedings of said associations, to their members, and not for the purpose of sale or trade,	United Kingdom.....	2,464	2,464
	Bermuda.....	20	20
	United States.....	1,308	1,308
	Total	3,792	3,792
Books, embossed and grooved cards for the blind and books for the instruction of the deaf and dumb and blind.....	United Kingdom	60	60
	United States.....	754	754
	Total	814	814
Maps and charts for the use of schools for the blind.....	United States.....	20	20
Books, not printed or reprinted in Canada, which are included and used as text books in the curriculum of any university, college or school in Canada; books specially imported for the bona fide use of incorporated mechanics' institutes, public libraries, libraries of universities, colleges and schools, or for the library of any incorporated medical, law, literary, scientific or art association or society, and being the property of the organized authorities of such library, and not in any case the property of individuals.....	United Kingdom.....	175,981	175,981
	Australia and Tasmania.....	687	687
	Hong Kong.	243	243
	Alaska	10	10
	Aust.-Hungary	20	20
	Belgium.....	1,588	1,588
	France	37,898	37,898
	Germany.....	6,022	6,022
	Holland	100	100
	Italy.....	727	727
	Japan.....	25	25
	Spain.....	347	347
	Sweden	403	403
	United States.....	292,993	292,993
	Total.....	517,044	517,044

3 GEORGE V., A. 1913

No. 1.—GENERAL STATEMENT OF IMPORTS—*Continued.*

ARTICLES IMPORTED.	COUNTRIES.	IMPORTED.		ENTERED FOR HOME CONSUMPTION.	
		Quantity.	Value.	Quantity.	Value.
FREE GOODS.					
MANUFACTURED ARTICLES— <i>Con.</i>					
Books, bound or unbound, which have been printed and manufactured more than twelve years.	United Kingdom.....		9,834		9,834
	Newfoundland and Labrador.....		150		150
	Belgium.....		101		101
	France.....		3,870		3,870
	Germany.....		20		20
	Italy.....		10		10
	United States.....		8,446		8,446
	Total		22,431		22,431
Books, viz.: Books on the application of science to industries of all kinds, also books printed in any language other than the English and French languages, or in any two languages not being English or French, or in any three or more languages.....	United Kingdom.....		15,302		15,302
	Australia and Tasmania		90		90
	Hong Kong		768		768
	Aust.-Hungary....		2,016		2,016
	Belgium.....		1,961		1,961
	China		120		120
	Denmark		60		60
	France.....		3,653		3,653
	Germany.....		6,422		6,422
	Greenland and Iceland		2,784		2,784
	Italy.....		349		349
	Japan.....		2,817		2,817
	Russia in Europe..		84		84
	Sweden		100		100
	Turkey in Europe..		40		40
	United States.....		157,517		157,517
	Total....		194,083		194,083
Book manuscript and insurance maps	United Kingdom.....		244		244
	United States.....		11,024		11,024
	Total.....		11,268		11,268
Bookbinder's cloth.....	United Kingdom		44,339		44,339
	Germany.....		1,659		1,659
	United States.....		41,732		41,732
	Total		87,730		87,730
Brick, fire, of a class or kind not made in Canada	United Kingdom.....		105,904		105,904
	Belgium		465		465
	Sweden.....		192		192
	United States.		754,202		754,202
	Total.....		860,763		860,763

SESSIONAL PAPER No. 11

No. 1.—GENERAL STATEMENT OF IMPORTS—*Continued.*

ARTICLES IMPORTED.	COUNTRIES.	IMPORTED.		ENTERED FOR HOME CONSUMPTION.	
		Quantity.	Value.	Quantity.	Value.
FREE GOODS— MANUFACTURED ARTICLES— <i>Con.</i>			\$		\$
Buckram, adapted for the manufacture of hat and bonnet shapes.....	United Kingdom		30,181		30,181
	Aust.-Hungary		66		66
	France.....		219		219
	Germany.....		9,349		9,349
	United States.....		24,226		24,226
	Total.....		64,041		64,041
Braids or plaits of chip, palm leaf, manilla, willow, osier, rattan, straw, Tuscan or grass, suitable for making or ornamenting hats.....	United Kingdom		86,060		86,060
	Aust.-Hungary		1,257		1,257
	China		15,943		15,943
	France.....		11,625		11,625
	Germany.....		778		778
	Italy		6,102		6,102
	Japan		7,803		7,803
	Switzerland.....		8,438		8,438
	United States.....		115,261		115,261
	Total.....		253,267		253,267
Bullion or gold fringe.....	United Kingdom		268		268
	France.....		7,021		7,021
	Germany		89		89
	United States.....		7,906		7,906
	Total.....		15,284		15,284
Buttons, shoe, papier mache.....	United Kingdom	Gross. 7,680	355	Gross. 7,680	355
	France..	3,100	126	3,100	126
	Germany	3,600	438	3,600	438
	United States.....	240,211	9,688	240,211	9,688
	Total.....	254,591	10,607	254,591	10,607
Carbons over six inches in circumference.	France.....	No. 2,175	168	No. 2,175	168
	Germany	20	209	20	209
	Switzerland.....	203	2,669	203	2,669
	United States.....	1,049,210	191,630	1,049,210	191,630
	Total.....	1,051,608	194,676	1,051,608	194,676
Celluloid, xylonite or xyolite, in sheets, lumps, blocks, rods or bars not further manufactured than moulded or pressed.	United Kingdom		24,145		24,145
Chronometers and compasses for ships....	United Kingdom		2,540		2,540
	France.....		141		141
	United States.....		6,070		6,070
	Total		8,751		8,751

3 GEORGE V., A. 1913

No. 1.—GENERAL STATEMENT OF IMPORTS—Continued.

ARTICLES IMPORTED.	COUNTRIES.	IMPORTED.		ENTERED FOR HOME CONSUMPTION.	
		Quantity.	Value.	Quantity.	Value.
FREE GOODS. MANUFACTURED ARTICLES— <i>Con.</i>		Galls.	\$	Galls.	\$
Coal and pine pitch.....	United Kingdom..	463,667	22,997	463,667	22,997
	Germany.....	19,040	1,997	19,040	1,997
	United States.....	1,163,680	70,321	1,163,680	70,321
	Total	1,646,387	95,315	1,646,387	95,315
Coal and pine tar, crude, in packages of not less than 15 gallons.....	United Kingdom..	44,634	4,767	44,634	4,767
	Holland.....	6,118	1,105	6,118	1,105
	Norway.....	70	8	70	8
	United States.....	1,788,570	76,622	1,788,570	76,622
	Total	1,839,392	82,502	1,839,392	82,502
Coal tar base or salt (paranitraniline)....		Lbs.		Lbs.	
	United Kingdom..	3,000	372	3,000	372
	Germany..	2,384	1,073	2,384	1,073
	United States....	19,162	2,586	19,162	2,586
	Total.....	24,546	4,031	24,546	4,031
Coke.....		Tons.		Tons.	
	United Kingdom..	679	2,989	679	2,989
	United States....	641,224	1,634,102	641,224	1,634,102
	Total.....	641,903	1,637,091	641,903	1,637,091
Coke, ground, when imported by manufacturers of electric batteries, for use only in their own factories in the manufacture of such batteries.		Cwt.		Cwt.	
	United Kingdom..	443	586	443	586
	United States.....	5,916	7,254	5,916	7,254
	Total.....	6,359	7,840	6,359	7,840
		Lbs.		Lbs.	
Colours, metallic, viz.:— Oxide of cobalt, tin and copper, N.O.P.	United Kingdom..	42,269	16,581	42,269	16,581
	Germany..	32,104	12,854	32,104	12,854
	United States.....	229,365	88,796	229,365	88,796
	Total.....	303,738	118,231	303,738	118,231
Colours, dry red lead and orange mineral.	United Kingdom..	930,429	35,178	930,429	35,178
Colours, zinc white	United Kingdom..	930,144	22,100	930,144	22,100
Communion sets of metal, glass or wood..	United Kingdom..		2,115		2,115
	Aust.-Hungary...		26		26
	Belgium ..		320		320
	France.....		19,333		19,333
	Germany....		911		911
	Turkey in Asia....		66		66
	United States.....		9,945		9,945
Total.....			32,716		32,716

SESSIONAL PAPER No. 11

No. 1.—GENERAL STATEMENT OF IMPORTS—*Continued.*

ARTICLES IMPORTED.	COUNTRIES.	IMPORTED.		ENTERED FOR HOME CONSUMPTION.	
		Quantity.	Value.	Quantity.	Value.
FREE GOODS.		Lbs.	\$	Lbs.	\$
MANUFACTURED ARTICLES— <i>Con.</i>					
Coir and coir yarn.	B. India.	419,660	22,926	419,660	22,926
	Germany.	63,900	2,639	63,900	2,639
	United States.	89,253	5,617	89,253	5,617
	Total.	572,813	31,182	572,813	31,182
Cotton or linen duck, seamless, in circular form, of a class or kind not made in Canada for use in the manufacture of hose pipe.	United Kingdom.		6,776		6,776
	Germany.		151		151
	United States.		106,960		106,960
	Total.		113,887		113,887
Cotton thread, nitrate of thorium and nitrate of cerium, for use in the manufacture of incandescent gas mantels, when imported by manufacturers of such mantels, or of stockings for such mantels.	United Kingdom.		316		316
	France.		154		154
	Germany.		1,156		1,156
	United States.		3,839		3,839
	Total.		5,465		5,465
Crucibles, clay, sand or plumbago.	United Kingdom.		14,615		14,615
	Germany.		265		265
	United States.		57,496		57,496
	Total.		72,376		72,376
Crucibles platinum.	United Kingdom.		699		699
	Germany.		38		38
	United States.		4,375		4,375
	Total.		5,112		5,112
Curling stones and handles therefor.	United Kingdom.	No. 4,392	25,016	No. 4,392	25,016
Drugs, dyes, chemicals and medicines:—		Lbs.		Lbs.	
Acid, boracic, in packages of not less than 25 pounds.	United Kingdom.	143,152	8,764	143,152	8,764
	France.	7,169	671	7,169	671
	Germany.	5,900	350	5,900	350
	United States.	171,465	8,637	171,465	8,637
	Total.	327,686	18,422	327,686	18,422
Acid, hydro-fluo-silicic.	United States.	167,112	9,137	167,112	9,137
Acid, oxalic.	United Kingdom.	38,083	1,953	38,083	1,953
	Aust.-Hungary.	46,222	1,988	46,222	1,988
	Belgium.	36,370	1,750	36,370	1,750
	Germany.	118,753	5,614	118,753	5,614
	United States.	17,954	1,283	17,954	1,283
	Total.	257,382	12,588	257,382	12,588

SESSIONAL PAPER No. 11

No. 1.—GENERAL STATEMENT OF IMPORTS—Continued.

ARTICLES IMPORTED.	COUNTRIES.	IMPORTED.		ENTERED FOR HOME CONSUMPTION.	
		Quantity.	Value.	Quantity.	Value.
		Lbs.	\$	Lbs.	\$
FREE GOODS.					
MANUFACTURED ARTICLES—Con.					
Drugs, dyes, &c.—Con.					
Acid, tannic	United Kingdom..	1,493	541	1,493	541
	Germany	4,367	1,239	4,367	1,239
	Holland	430	239	430	239
	United States	19,259	5,472	19,259	5,472
	Total	25,549	7,491	25,549	7,491
Alum, in bulk, ground or unground but not calcined	United Kingdom..	3,211,790	26,286	3,211,790	26,286
Alumina, sulphate of or alum cake	United Kingdom..	6,772,127	33,055	6,772,127	33,055
Ammonia, nitrate of	United Kingdom..	90,770	4,920	90,770	4,920
	Belgium	177,066	9,936	177,066	9,936
	Norway	92,004	5,120	92,004	5,120
	United States	276,173	20,183	276,173	20,183
	Total	636,013	40,159	636,013	40,159
Ammonia, sulphate of	United Kingdom..	136,714	4,167	136,714	4,167
	United States	220,152	6,924	220,152	6,924
	Total	356,866	11,091	356,866	11,091
Aniline and coal tar dyes, soluble in water, in packages of not less than one pound weight, including alizarine and artificial alizarine	United Kingdom..	218,554	47,821	218,554	47,821
	Aust.-Hungary . . .	100	40	100	40
	Belgium	23,851	477	23,851	477
	France	89,596	18,874	89,596	18,874
	Germany	1,163,781	187,054	1,163,781	187,054
	Holland	12,444	2,107	12,444	2,107
	Norway	1,237	171	1,237	171
	Switzerland	98,444	23,846	98,444	23,846
	United States	594,117	186,976	594,117	186,976
	Total	2,202,124	467,366	2,202,124	467,366
Aniline oil, crude	United Kingdom..	31,162	2,135	31,162	2,135
	Germany	8,780	668	8,780	668
	United States	22,869	1,731	22,869	1,731
	Total	62,811	4,534	62,811	4,534
Aniline salts	United Kingdom..	147,622	14,293	147,622	14,293
	Germany	67,700	5,113	67,700	5,113
	United States	25,720	2,751	25,720	2,751
	Total	241,042	22,157	241,042	22,157
Annatto, liquid or solid	United Kingdom..	1,655	300	1,655	300
	Denmark	3,268	454	3,268	454
	Holland	60	7	60	7
	United States	85,445	9,956	85,445	9,956
	Total	90,428	10,717	90,428	10,717

SESSIONAL PAPER No. 11

No. 1.—GENERAL STATEMENT OF IMPORTS—*Continued.*

ARTICLES IMPORTED.	COUNTRIES.	IMPORTED.		ENTERED FOR HOME CONSUMPTION.	
		Quantity.	Value.	Quantity.	Value.
		Lbs.	\$	Lbs.	\$
FREE GOODS— MANUFACTURED ARTICLES— <i>Con.</i>					
Drugs, dyes, &c.— <i>Con.</i>					
Antimony or regulus of, not ground, pulverized or otherwise manufactured	United Kingdom..	364,268	24,029	364,268	24,029
	Belgium	33,070	1,736	33,070	1,736
	France.	59,291	3,141	59,291	3,141
	United States....	55,961	3,961	55,961	3,961
	Total.	512,590	32,867	512,590	32,867
Antimony salts, viz.: tartar emetic, chlorine and lactate (antimonine). ..	United Kingdom..	886	208	886	208
	Germany	9,296	1,201	9,296	1,201
	United States....	10,745	1,186	10,745	1,186
	Total.....	20,927	2,595	20,927	2,595
Arsenious oxide.....	United Kingdom..	112	4	112	4
	United States....	68,537	1,300	68,537	1,300
	Total.....	68,649	1,304	68,649	1,304
Arsenic, sulphide of.....	United Kingdom..	2,240	82	2,240	82
	Germany	17,850	1,004	17,850	1,004
	United States....	262,075	4,225	262,075	4,225
	Total.....	282,165	5,311	282,165	5,311
Beans, viz.:— Tonquin, crude only.	United Kingdom..	21	76	21	76
	United States....	710	1,416	710	1,416
	Total.....	731	1,492	731	1,492
Vanilla, crude only.....	United Kingdom..	15	60	15	60
	United States....	18,307	67,263	18,307	67,263
	Total.....	18,322	67,323	18,322	67,323
Borax, in bulk of not less than 25 pounds.	United Kingdom..	2,631,058	99,773	2,631,058	99,773
	Germany	101,707	3,771	101,707	3,771
	United States. ...	537,482	18,398	537,482	18,398
	Total..	3,270,247	121,942	3,270,247	121,942
Brimstone, crude, or in roll or flour, and sulphur in roll or flour.....	United Kingdom..	2,535,686	25,319	2,535,686	25,319
	Germany	117,400	1,418	117,400	1,418
	Holland	22,400	289	22,400	289
	Italy	2,215,593	24,874	2,215,593	24,874
	Japan	6,859,160	61,205	6,859,160	61,205
	Mexico	1,093,120	10,492	1,093,120	10,492
	Spain	33,600	400	33,600	400
	United States....	32,162,831	341,929	32,162,831	341,929
	Total.....	45,039,790	465,926	45,039,790	465,926

3 GEORGE V., A. 1913

No. 1.—GENERAL STATEMENT OF IMPORTS—*Continued.*

ARTICLES IMPORTED.	COUNTRIES.	IMPORTED.		ENTERED FOR HOME CONSUMPTION.	
		Quantity.	Value.	Quantity.	Value.
FREE GOODS— MANUFACTURED ARTICLES— <i>Con.</i>		Lbs.	\$	Lbs.	\$
Drugs, dyes, &c.— <i>Con.</i>					
Bromine.....	United States. . .	23	40	23	40
Burgundy pitch.....	United Kingdom. . .	700	15	700	15
	Germany.....	40,933	2,126	40,933	2,126
	United States.....	10,509	499	10,509	499
	Total.....	52,142	2,640	52,142	2,640
Camwood and sumac and extract thereof	United Kingdom..	72,977	1,719	72,977	1,719
	Italy.....	566,400	10,716	566,400	10,716
	United States.....	166,499	3,863	166,499	3,863
	Total.....	805,876	16,298	805,876	16,298
Chloralum and chloride of aluminium..	United States.....	3,600	806	3,600	806
Chloride of lime and hypo-chlorite of lime in packages of not less than 25 pounds.....	United Kingdom..	8,885,420	85,963	8,885,420	85,963
	Belgium.....	39,937	418	39,937	418
	France.....	247,857	4,310	247,857	4,310
	Germany.....	282,663	2,385	282,663	2,385
	United States.....	2,855,144	29,138	2,855,144	29,138
	Total.....	12,311,021	122,214	12,311,021	122,214
Cochineal.....	United Kingdom..	1,130	441	1,130	441
	United States.....	1,757	835	1,757	835
	Total.....	2,887	1,276	2,887	1,276
Copper, precipitate of, crude.....	United States.....	3,728	429	3,728	429
Cream of tartar in crystals or argols....	United Kingdom..	133,142	22,387	133,142	22,387
	France.....	1,103,073	189,979	1,103,073	189,979
	United States.....	293,563	62,237	293,563	62,237
	Total.....	1,529,778	274,603	1,529,778	274,603
Cyanide of potassium, cyanide of sodium and cyanogen bromine for reducing metals in mining operations.....	United Kingdom..	330,721	50,000	330,721	50,000
	Germany.....	51	7	51	7
	Holland.....	12	3	12	3
	United States.....	306,300	46,097	306,300	46,097
	Total.....	637,084	96,107	637,084	96,107
Dragon's blood.....	United Kingdom..	54	35	54	35
	France.....	110	88	110	88
	United States.....	426	385	426	385
	Total.....	590	508	590	508

SESSIONAL PAPER No. 11

No. 1.—GENERAL STATEMENT OF IMPORTS—*Continued.*

ARTICLES IMPORTED.	COUNTRIES.	IMPORTED.		ENTERED FOR HOME CONSUMPTION.	
		Quantity.	Value.	Quantity.	Value.
		Lbs.	\$	Lbs.	\$
FREE GOODS—					
MANUFACTURED ARTICLES— <i>Con.</i>					
Drugs, dyes, &c.— <i>Con.</i>					
Dyeing or tanning articles in a crude state used in dyeing or tanning, N.O.P.....					
	United Kingdom..	357,603	10,833	357,603	10,833
	Belgium.....	6,237	216	6,237	216
	France.....	95,136	2,599	95,136	2,599
	Germany.....	202,323	7,491	202,323	7,491
	United States....	8,740,589	140,599	8,740,589	140,599
	Total.	9,401,888	161,738	9,401,888	161,738
Extract of logwood, fustic, oak, and of oak bark and quebracho					
	United Kingdom..	1,132,681	31,461	1,132,681	31,461
	B. W. Indies.....	3,466	202	3,466	202
	France.....	104,682	3,714	104,682	3,714
	Germany.....	49,505	2,292	49,505	2,292
	United States....	24,064,617	644,842	24,064,617	644,842
	Total.	25,354,951	682,511	25,354,951	682,511
Ferment cultures to be used in butter-making.....					
	United States....		83		83
Glycerine, crude, when imported by manufacturers for use only in their own factories in the manufacture of refined glycerine.....					
	United Kingdom..	587,309	74,260	587,309	74,260
	Belgium.....	14,013	4,890	14,013	4,890
	France.....	127,297	22,452	127,297	22,452
	Germany.....	38,140	4,034	38,140	4,034
	Holland.....	47,533	5,946	47,533	5,946
	Italy.....	64,427	13,082	64,427	13,082
	United States....	41,640	4,325	41,640	4,325
	Total.	920,359	128,989	920,359	128,989
Glycerine, when imported by manufacturers of explosives, for use exclusively for the manufacture of such articles in their own factories					
	United Kingdom..	2,200,153	423,172	2,200,153	423,172
	Holland.....	284,930	49,583	284,930	49,583
	United States....	2,437,117	469,993	2,437,117	469,993
	Total.	4,922,200	942,748	4,922,200	942,748
Roots, medicinal, viz. :					
Alkanet, crude, crushed or ground, aconite, calumba, foliæ digitalis, gentian, ginseng, jalap, ipecacuanha, iris, orris root, liquorice, sarsaparilla, squills, taraxacum, rhubarb and valerian, unground					
	United Kingdom..		255		255
	Hong Kong.....		271		271
	Aust.-Hungary....		201		201
	China.....		38		38
	France.....		1,639		1,639
	Germany.....		182		182
	Holland.....		4		4
	Italy.....		17		17
	Japan.....		16		16
	Turkey in Europe..		30		30
	United States....		24,102		24,102
	Total.		26,755		26,755

3 GEORGE V., A. 1913

No. 1.—GENERAL STATEMENT OF IMPORTS—*Continued.*

ARTICLES IMPORTED.	• COUNTRIES.	IMPORTED.		ENTERED FOR HOME CONSUMPTION.	
		Quantity.	Value.	Quantity.	Value.
FREE GOODS— MANUFACTURED ARTICLES— <i>Con.</i>		Lbs.	\$	Lbs.	\$
Drugs, dyes, &c.— <i>Con.</i>					
Gums, viz.:					
Amber, arabic, australian, copal, damar, elemy, kaurie, mastic, sandarac, senegal, tragacanth, gedda, barberry, pontianac, and lac, crude, seed, button, stick, and shell.....	United Kingdom..	54,940	6,246	54,940	6,246
	B. S. Settlements..	1,200	66	1,200	66
	Aust.-Hungary....	136	1,029	136	1,029
	France.....	77	34	77	34
	Germany.....	8	25	8	25
	United States.....	3,109,926	426,928	3,109,926	426,928
	Total.....	3,166,287	434,328	3,163,287	434,328
Chicle or Sappato gum, crude.....	United Kingdom..	11,060	2,235	11,060	2,235
	Mexico.....	609,867	208,790	609,867	208,790
	United States.....	5,800,736	1,794,154	5,800,736	1,794,154
	Total.....	6,421,663	2,005,179	6,421,663	2,005,179
Indigo.....	United Kingdom..	331	265	331	265
	United States.....	52,414	9,346	52,414	9,346
	Total.....	52,745	9,611	52,745	9,611
Indigo, paste and extract of.....	Germany.....	2,219	665	2,219	665
	United States.....	44,837	8,155	44,837	8,155
	Total.....	47,056	8,820	47,056	8,820
Iodine, crude.....	United Kingdom..	9,837	15,569	9,837	15,569
	United States.....	693	1,297	693	1,297
	Total.....	10,530	16,866	10,530	16,866
Iron liquor, being solution of acetate or nitrate of iron adapted for dyeing and calico printing.....	United Kingdom..	113	113
	United States.....	2,700	2,700
	Total.....	2,813	2,813
Kainite, and other German mineral potash salts for fertilizers.....	United Kingdom..	18,130	125	18,130	125
	Germany.....	188,719	3,387	188,719	3,387
	United States.....	371,641	3,483	371,641	3,483
	Total.....	578,490	6,995	578,490	6,995
Lead, nitrate and acetate of, not ground.....	United Kingdom..	566,009	28,426	566,009	28,426
	Belgium.....	6,777	338	6,777	338
	France.....	15,530	782	15,530	782
	Germany.....	44,515	2,296	44,515	2,296
	Holland.....	14,625	784	14,625	784
	United States.....	16,759	1,199	16,759	1,199
	Total.....	664,215	33,825	664,215	33,825

SESSIONAL PAPER No. 11

No. 1.—GENERAL STATEMENT OF IMPORTS—*Continued.*

ARTICLES IMPORTED.	COUNTRIES.	IMPORTED.		ENTERED FOR HOME CONSUMPTION.	
		Quantity.	Value.	Quantity.	Value.
FREE GOODS. MANUFACTURED ARTICLES— <i>Con.</i>		Lbs.	\$	Lbs.	\$
Drugs, dyes, &c.— <i>Con.</i>					
Litmus and all lichens, prepared or not.	United Kingdom..	630	103	630	103
	United States.	212	52	212	52
	Total.	842	155	842	155
Logwood and fustic, ground, and ground oak bark.	United States.	5,131	179	5,131	179
Manganese, oxide of.	United Kingdom..	507,800	4,399	507,800	4,399
	Newfoundland and Labrador. .	3,665	9	3,665	9
	Germany.	164,910	1,623	164,910	1,623
	Norway.	525	8	525	8
	United States.	1,458,110	18,342	1,458,110	18,342
	Total.	2,135,010	24,381	2,135,010	24,381
Moss, Iceland and other mosses.	United Kingdom..	3,500	255	3,500	255
	Hong Kong.	88	6	88	6
	France.	20,723	741	20,723	741
	Germany.	4,836	299	4,836	299
	Holland.	122,000	412	122,000	412
	United States. .	633,978	33,414	633,978	33,414
	Total.	785,125	35,127	785,125	35,127
Nut galls and extracts thereof.	United Kingdom..	3,218	351	3,218	351
	France.	200	28	200	28
	United States.	10,979	1,387	10,979	1,387
	Total.	14,397	1,766	14,397	1,766
Persis, or extract of archill and cudbear.	United States.	1,520	177	1,520	177
Phosphorus.	United Kingdom..	1,100	484	1,100	484
	Aust.-Hungary. .	21	17	21	17
	Germany.	12	9	12	9
	United States.	15,177	4,336	15,177	4,336
	Total.	16,310	4,846	16,310	4,846
Potash, caustic, in packages of not less than 25 pounds each.	United Kingdom..	23,153	1,160	23,153	1,160
	Belgium.	20,364	746	20,364	746
	Germany.	59,917	2,567	59,917	2,567
	United States. .	460,023	24,055	460,023	24,055
	Total.	563,457	28,528	563,457	28,528
Potash, chlorate of, not further prepared than ground. .	United Kingdom..	60,255	4,623	60,255	4,623
	Germany.	45	6	45	6
	United States.	493,996	37,598	493,996	37,598
	Total.	554,296	42,227	554,296	42,227

3 GEORGE V., A. 1913

No. 1.—GENERAL STATEMENT OF IMPORTS—*Continued.*

ARTICLES IMPORTED.	COUNTRIES.	IMPORTED.		ENTERED FOR HOME CONSUMPTION.	
		Quantity.	Value.	Quantity.	Value.
FREE GOODS, MANUFACTURED ARTICLES— <i>Con.</i>		Lbs.	\$	Lbs.	\$
Drugs, dyes, &c.— <i>Con.</i>					
Potash, bichromate, crude.....	United Kingdom.	265,080	17,843	265,080	17,843
	Belgium.....	4,490	341	4,490	341
	Germany.....	28,675	1,864	28,675	1,864
	United States.....	5,682	530	5,682	530
	Total... ..	303,927	20,578	303,927	20,578
Potash, muriate, and sulphate....	United Kingdom.	551,385	5,326	551,385	5,326
	Germany.	3,091,096	59,955	3,091,096	59,955
	United States.....	2,688,337	51,618	2,688,337	51,618
	Total	6,330,818	116,899	6,330,818	116,899
Potash, red and yellow prussiate of ...	United Kingdom.	29,340	1,967	29,340	1,967
	France.....	23,504	1,994	23,504	1,994
	Germany.	103,800	8,497	103,800	8,497
	Holland.. . . .	154	41	154	41
	United States.....	5,401	730	5,401	730
	Total	162,199	13,229	162,199	13,229
Potash and pearl ash in packages of not less than 25 pounds each.....	United Kingdom.	1,712	54	1,712	54
	Belgium.	22,210	952	22,210	952
	France.....	250	10	250	10
	Germany.....	25,561	810	25,561	810
	United States.....	144,069	7,024	144,069	7,024
	Total	193,802	8,850	193,802	8,850
Quassia juice.....	United Kingdom.		23		23
	United States.. . .		17		17
	Total... ..		40		40
Quicksilver.....	United Kingdom.	55,585	28,848	55,585	28,848
	Germany.	2,000	973	2,000	973
	Spain	2,098	1,165	2,098	1,165
	United States.....	47,275	29,957	47,275	29,957
	Total	106,958	60,943	106,958	60,943
Quinine, salts of.....	United Kingdom.	Oz. 95,892	11,416	Oz. 95,892	11,416
	France.. . . .	26	6	26	6
	Germany.....	19,915	2,690	19,915	2,690
	Switzerland.....	26	6	26	6
	United States.....	66,742	10,123	66,742	10,123
	Total.	182,601	24,241	182,601	24,241
Radium.....	United Kingdom.		511		511
	France.....		1,236		1,236
	Total		1,747		1,747

SESSIONAL PAPER No. 11

No. 1.—GENERAL STATEMENT OF IMPORTS—*Continued.*

ARTICLES IMPORTED.	COUNTRIES.	IMPORTED.		ENTERED FOR HOME CONSUMPTION.	
		Quantity.	Value.	Quantity.	Value.
FREE GOODS— MANUFACTURED ARTICLES— <i>Con.</i>			\$		\$
Drugs, dyes, &c.— <i>Con.</i>					
Red liquor, being a crude acetate of aluminum prepared from pyroligneous acid and adapted for dyeing and calico printing	United Kingdom.		369		369
	United States.		304		304
	Total.		673		673
Saffron, saffron cake, safflower and extracts of		Lbs.		Lbs.	
	United Kingdom.	25	246	25	246
	France.	5	51	5	51
	Spain.	6	54	6	54
	United States.	484	687	484	687
	Total.	520	1,038	520	1,038
Sal ammoniac.	United Kingdom.	599,597	26,557	599,597	26,557
	Germany.	125,020	6,411	125,020	6,411
	Switzerland.	2,407	93	2,407	93
	United States.	105,857	5,861	105,857	5,861
	Total.	832,881	38,922	832,881	38,922
Saltpetre or nitrate of potash.	United Kingdom.	317,284	14,626	317,284	14,626
	Germany.	523,290	23,821	523,290	23,821
	United States.	1,471,149	70,255	1,471,149	70,255
	Total.	2,311,723	108,702	2,311,723	108,702
Seeds, aromatic, crude, not edible and not advanced in value or condition by grinding or refining or by any other process of manufacture, viz.: Anise, anise-star, caraway, coriander, cardamon, cumin, fenugreek, and fennel					
	United Kingdom.	59,735	3,560	59,735	3,560
	B. E. Indies, other.	402	338	402	338
	France.	10,197	457	10,197	457
	Germany.	2,280	65	2,280	65
	Holland.	23,918	1,237	23,918	1,237
	Spain.	206	12	206	12
	United States.	138,054	8,670	138,054	8,670
	Total.	234,792	14,339	234,792	14,339
Soda ash or barilla	United Kingdom.	30,317,496	227,742	30,317,496	227,742
	Newfoundland and Labrador.	7,200	54	7,200	54
	United States.	16,550,511	162,014	16,550,511	162,014
	Total.	46,875,207	389,810	46,875,207	389,810
Soda bichromate of.	United Kingdom.	239,679	14,050	239,679	14,050
	Belgium.	36,123	2,085	36,123	2,085
	Germany.	23,058	1,285	23,058	1,285
	United States.	56,020	3,178	56,020	3,178
	Total.	354,880	20,598	354,880	20,598

3 GEORGE V., A. 1913

No. 1.—GENERAL STATEMENT OF IMPORTS—*Continued.*

ARTICLES IMPORTED.	COUNTRIES.	IMPORTED.		ENTERED FOR HOME CONSUMPTION.	
		Quantity.	Value.	Quantity.	Value.
FREE GOODS— MANUFACTURED ARTICLES— <i>Con.</i>		Lbs.	\$	Lbs.	\$
Drugs, dyes, &c.— <i>Con.</i>					
Soda, bisulphite of	United Kingdom..	67,189	949	67,189	949
	Belgium....	14,910	291	14,910	291
	United States....	538,850	5,690	538,850	5,690
	Total....	620,949	6,930	620,949	6,930
Soda caustic, in packages of not less than 25 pounds.	United Kingdom..	9,125,248	162,805	9,125,248	162,805
	United States....	5,225,563	103,383	5,225,563	103,383
	Total....	14,350,811	266,188	14,350,811	266,188
Soda, chlorate of.	United Kingdom..	16,240	1,144	16,240	1,144
	France....	684,972	34,111	684,972	34,111
	Holland....	11	2	11	2
	United States....	321,631	19,519	321,631	19,519
	Total..	1,022,854	54,776	1,022,854	54,776
Soda, hyposulphite, when imported by tanners for tanning leather.....	United States....	489,000	6,266	489,000	6,266
Soda, nitrate of or cubic nitre.....	United Kingdom..	289,208	7,293	289,208	7,293
	Chili.....	32,715,646	305,509	32,715,646	305,509
	Germany.	156,023	5,721	156,023	5,721
	Holland.....	36	12	36	12
	United States....	24,474,539	538,340	24,474,539	538,340
	Total..	57,635,452	856,875	57,635,452	856,875
Soda, nitrite of.....	United Kingdom..	6,745	351	6,745	351
	United States....	40,202	1,506	40,202	1,506
	Total..	46,947	1,857	46,947	1,857
Soda, peroxide of.....	United Kingdom..	540	142	540	142
	Holland.....	5	3	5	3
	United States....	25,250	8,631	25,250	8,631
	Total.	25,795	8,776	25,795	8,776
Soda, sal.....	United Kingdom..	5,165,340	29,363	5,165,340	29,363
	Norway	400	8	400	8
	United States....	4,881,472	32,665	4,881,472	32,665
	Total....	10,047,212	62,036	10,047,212	62,036
Soda, silicate of, in crystals or in solution	United Kingdom..	1,771,403	13,734	1,771,403	13,734
	United States....	7,274,363	48,789	7,274,363	48,789
	Total.....	9,045,766	62,523	9,045,766	62,523

SESSIONAL PAPER No. 11

No. 1.—GENERAL STATEMENT OF IMPORTS—*Continued.*

ARTICLES IMPORTED.	COUNTRIES.	IMPORTED.		ENTERED FOR HOME CONSUMPTION.	
		Quantity	Value.	Quantity.	Value.
		Lbs.	\$	Lbs.	\$
FREE GOODS— MANUFACTURED ARTICLES— <i>Con.</i>					
Drugs, dyes, &c.— <i>Con.</i>					
Soda sulphate of, crude known as salt cake.....	United Kingdom..	9,486,818	59,542	9,486,818	59,542
	Germany.....	238	12	238	12
	Norway.....	210	7	210	7
	United States.....	4,749,894	31,587	4,749,894	31,587
	Total.....	14,237,160	91,148	14,237,160	91,148
Soda arseniate, binarseniate and stannate of.....	United Kingdom..	62,922	2,382	62,922	2,382
	United States.....	3,550	238	3,550	238
	Total.....	66,472	2,620	66,472	2,620
Soda, prussiate and sulphite of....	United Kingdom..	39,440	2,566	39,440	2,566
	Germany.....	22,917	1,284	22,917	1,284
	Holland.....	15	2	15	2
	United States.....	287,517	4,766	287,517	4,766
	Total.....	349,889	8,618	349,889	8,618
Sodium, sulphide of.....	United Kingdom..	11,785	217	11,785	217
	Belgium.....	11,510	109	11,510	109
	Germany.....	256,320	2,875	256,320	2,875
	Holland.....	34,571	363	34,571	363
	United States.....	710,248	11,372	710,248	11,372
	Total.....	1,024,434	14,936	1,024,434	14,936
Sulphate of iron (copperas)	United Kingdom..	302,625	1,662	302,625	1,662
	United States.....	341,147	2,714	341,147	2,714
	Total.....	643,772	4,316	643,772	4,316
Sulphate of copper (blue vitriol).....	United Kingdom..	1,139,224	47,286	1,139,224	47,286
	B. W. Indies.....	4,000	45	4,000	45
	United States.....	906,593	40,197	906,593	40,197
	Total.....	2,049,817	87,528	2,049,817	87,528
Tartaric acid crystals.....	United Kingdom..	76,901	19,580	76,901	19,580
	Belgium.....	9,487	2,279	9,487	2,279
	France.....	14,000	3,011	14,000	3,011
	Germany.....	175,235	34,408	175,235	34,408
	United States.....	3,591	886	3,591	886
	Total.....	279,214	60,164	279,214	60,164
Terra japonica, gambier or cutch ..	United Kingdom..	119,927	5,817	119,927	5,817
	B. E. Indies, other	13,450	525	13,450	525
	United States.....	2,687,972	103,336	2,687,972	103,336
	Total.....	2,821,349	109,678	2,821,349	109,678

3 GEORGE V., A. 1913

No. 1.—GENERAL STATEMENT OF IMPORTS—Continued.

ARTICLES IMPORTED.	COUNTRIES.	IMPORTED.		ENTERED FOR HOME CONSUMPTION.	
		Quantity.	Value.	Quantity.	Value.
FREE GOODS— MANUFACTURED ARTICLES— <i>Con.</i>			\$		\$
Drugs, dyes, &c.— <i>Con.</i>					
Tin, bichloride of.....	United States.....	27,479	4,195	27,479	4,195
Tin crystals.....	Germany.....		4		4
	United States.....		3,622		3,622
	Total.....		3,626		3,626
Turmeric.....	United Kingdom..	1,586	99	1,586	99
	Switzerland.....	490	20	490	20
	United States.....	37,851	2,393	37,851	2,393
	Total.....	39,927	2,512	39,927	2,512
Ultramarine blue, dry or in pulp.....	United Kingdom..	73,563	5,493	73,563	5,493
	France.....	1,540	186	1,540	186
	Germany.....	42,388	2,367	42,388	2,367
	United States....	223,029	14,067	223,029	14,067
	Total.....	340,520	22,113	340,520	22,113
Verdigris, or sub-acetate of copper, dry.	United Kingdom..	560	97	560	97
	France.....	1,320	156	1,320	156
	United States.....	919	180	919	180
	Total.....	2,799	433	2,799	433
Zinc dust.....	Belgium.....	22,352	1,312	22,352	1,312
	Germany.....	24,200	1,588	24,200	1,588
	United States.....	107,145	7,622	107,145	7,622
	Total.....	153,697	10,522	153,697	10,522
Zinc, sulphate and chloride of.....	United Kingdom..	229,493	8,876	229,493	8,876
Drugs, crude, such as barks, flowers, roots, beans, berries, balsams, bulbs, fruits, insects, grains, gums and gum resins, herbs, leaves, nuts, fruit and stem seeds—which are not edible and which are in a crude state and not advanced in value by refining or grinding or any other process of manufacture, N.O.P.....	Belgium.....	57,293	2,448	57,293	2,448
	Germany.....	13,959	663	13,959	663
	Holland.....	50	6	50	6
	United States....	193,728	6,747	193,728	6,747
	Total.....	494,523	18,740	494,523	18,740
	United Kingdom..		14,344		14,344
	B. W. Indies.....		801		801
	Hong Kong.....		363		363
	Austria-Hungary ..		5,390		5,390
	Belgium.....		15		15
	China.....		52		52
	France.....		10,845		10,845
	Germany.....		3,679		3,679
	Holland.....		593		593
	Italy.....		245		245
	Japan.....		17		17
	United States.....		94,011		94,011
	Total.....		130,355		130,355

SESSIONAL PAPER No. 11

No. 1.—GENERAL STATEMENT OF IMPORTS—*Continued.*

ARTICLES IMPORTED.	COUNTRIES.	IMPORTED.		ENTERED FOR HOME CONSUMPTION.	
		Quantity.	Value.	Quantity.	Value.
FREE GOODS— MANUFACTURED ARTICLES— <i>Con.</i>			\$		\$
Fashion plates, tailors', milliners', and mantle makers'	United Kingdom.....		8,789		8,789
	France.....		2,083		2,083
	Switzerland		243		243
	United States.....		22,497		22,497
	Total		33,612		33,612
Felt, adhesive, for sheathing vessels.....	United Kingdom.....		532		532
	France.....		296		296
	United States.....		282		282
	Total		1,110		1,110
Fertilizers, unmanufactured, N.O.P.....	United Kingdom.....		6		6
	Germany.....		1,053		1,053
	United States.....		260		260
	Total		1,319		1,319
Fillets of cotton and rubber, not exceeding seven inches wide when imported by manufacturers of card clothing, for use exclusively in the manufacture of card clothing in their own factories.....	United Kingdom.....		308		308
Fisheries, for the use of, viz.: Fish hooks for deep-sea or lake fishing not smaller in size than No. 20, not including hooks commonly used for sportsman's purposes.	United Kingdom.....		20,418		20,418
	Germany		584		584
	Norway		1,770		1,770
	United States.....		558		558
	Total		23,330		23,330
Bank, cod, pollock and mackerel fish lines; and mackerel, herring, salmon, seal, seine, mullet, net and trawl twine in hanks or coils, barked or not, in variety of sizes and threads, including gilling thread in balls, and head ropes for fishing nets, manilla rope not exceeding 1½ inches in circumference for holding traps in the lobster fishery; barked marline, and net norsels of cotton, hemp or flax, and fishing nets or seines, when used exclusively for the fisheries, and not including lines or nets commonly used for sportsman's purposes ..	United Kingdom.....		462,325		462,325
	Newfoundland and Labrador.....		3,858		3,858
	Austria-Hungary..		699		699
	Germany		256		256
	Japan.....		12,656		12,656
	United States.....		572,724		572,724
	Total		1,052,518		1,052,518

3 GEORGE V., A. 1913

No. 1.—GENERAL STATEMENT OF IMPORTS—*Continued.*

ARTICLES IMPORTED.	COUNTRIES.	IMPORTED.		ENTERED FOR HOME CONSUMPTION.	
		Quantity.	Value.	Quantity.	Value.
FREE GOODS.			\$		\$
MANUFACTURED ARTICLES— <i>Con.</i>					
Fuse heads of metal foil and cardboard, when imported by manufacturers of electric fuses, for use in their own factories in the manufacture of such fuses..	United Kingdom.....		3,529		3,529
	Germany.....		1,278		1,278
	Total.....		4,807		4,807
Glass, cut to size for manufacture of dry plates for photographic purposes when imported by the manufacturers of such dry plates for use exclusively in the manufacture thereof in their own factories.....	United Kingdom.....		1,390		1,390
	Belgium.....		53		53
	France.....		8,764		8,764
	United States.....		363		363
	Total.....		10,570		10,570
Glove fasteners, metal, shoe eyelets, corset eyelets, shoe eyelet hooks, shoe lace wire fasteners.	United Kingdom.....		10,893		10,893
	Aust.-Hungary....		1,185		1,185
	Belgium.....		100		100
	France.....		723		723
	Germany.....		11,419		11,419
	Italy.....		567		567
	United States.....		212,139		212,139
	Total.....		237,026		237,026
Globes, geographical, topographical and astronomical	United Kingdom.....		77		77
	France.....		760		760
	United States.....		5,728		5,728
	Total....		6,565		6,565
Gold beaters' moulds and gold beaters' skins.....	United Kingdom.....		52		52
	France.....		87		87
	United States.....		4,430		4,430
	Total.....		4,569		4,569
Gold and silver sweepings.	United Kingdom.....		16		16
	United States.....		30		30
	Total.....		46		46
Hatters' bands (not cords), bindings and hat sweats; hatters' tips and sides when cut to shape, and cashmere when cut to shape for under brims and hat covers, for use exclusively in the manufacture of these articles in their own factories..	United Kingdom.....		39,410		39,410
	Belgium.....		581		581
	France.....		2,812		2,812
	Germany.....		6,208		6,208
	Switzerland.....		528		528
	United States.....		59,720		59,720
	Total.....		109,259		109,259

SESSIONAL PAPER No. 11

No. 1.—GENERAL STATEMENT OF IMPORTS—*Continued.*

ARTICLES IMPORTED.	COUNTRIES.	IMPORTED.		ENTERED FOR HOME CONSUMPTION.	
		Quantity.	Value.	Quantity.	Value.
FREE GOODS.			\$		\$
MANUFACTURED ARTICLES— <i>Con.</i>					
Hatters' plush of silk or cotton.....	United Kingdom..	1,801	1,801
	France.....	109	109
	United States.....	5,102	5,102
	Total.....	7,012	7,012
Hemp paper, made on four cylinder machines and calendered to between '006 and '008 thickness adapted for the manufacture of shot shells; and felt board sized and hydraulic-pressed and covered with paper or uncovered, adapted for the manufacture of gun wads....	United Kingdom..	11,331	11,331
	United States.....	16,857	16,857
	Total.....	28,188	28,188
Hoods, unfinished, composed of 'Leg-horn,' 'Manilla,' palm leaf, grass, willow or chip, not bleached or blocked....	United Kingdom..	735	735
	Japan.....	140	140
	United States.....	1,796	1,796
	Total.....	2,671	2,671
Iron sand or globules or iron shot, and dry putty adapted for polishing glass or granite or for sawing stone	Lbs.			Lbs.	
	United Kingdom..	141,250	3,143	141,250	3,143
	Japan.....	1,700	7	1,700	7
	United States.....	93,526	5,965	93,526	5,965
	Total.....	236,476	9,115	226,476	9,115
Ivories, piano key	United Kingdom..	43,462	43,462
	Germany.....	88,039	88,039
	United States.....	21,804	21,804
	Total.....	153,305	153,305
Junk, old	Cwt.			Cwt.	
	United Kingdom..	769	1,774	769	1,774
	Bermuda.....	110	455	110	455
	Newfoundland and Labrador..	33	130	33	130
	Belgium.....	10	15	10	15
	Miquelon and St. Pierre.....	114	216	114	216
	United States.....	6,125	15,281	6,125	15,281
	Total.....	7,161	17,871	7,161	17,871
Jute cloth as taken from the loom, not coloured, cropped, mangled, pressed, calendered, nor finished in any way....	Yds.			Yds.	
	United Kingdom..	11,806,917	759,332	11,806,917	759,332
	B. India.....	8,804,280	292,037	8,804,280	292,037
	Belgium	525	29	525	29
	United States.....	234,756	10,775	234,756	10,775
	Total.	20,846,478	1,062,173	20,846,478	1,062,173

3 GEORGE V., A. 1913

No. 1.—GENERAL STATEMENT OF IMPORTS—Continued.

ARTICLES IMPORTED.	COUNTRIES.	IMPORTED.		ENTERED FOR HOME CONSUMPTION.		
		Quantity.	Value.	Quantity.	Value.	
FREE GOODS. MANUFACTURED ARTICLES— <i>Con.</i>		Lbs.	\$	Lbs.	\$	
Jute or hemp yarn, plain, dyed or coloured	United Kingdom..	2,387,334	206,362	2,387,334	296,362	
	Italy	116,818	15,599	116,818	15,599	
	United States.....	339,925	26,326	339,925	26,326	
	Total.....	2,844,077	248,287	2,844,077	248,287	
Jute canvas, uncoloured.....		Yds.		Yds.		
	United Kingdom..	4,175,544	358,590	4,175,544	358,590	
	Belgium.....	51,936	4,527	51,936	4,527	
	France.....	41,140	3,858	41,140	3,858	
	Total.....	4,268,620	366,975	4,268,620	366,975	
Kelp, sea grass and sea weed in their natural state or cleaned only, N.O.P....		Cwt.		Cwt.		
	Hong Kong.....	53	154	53	154	
	China	8	15	8	15	
	France.....	20	110	20	110	
	Germany.....	45	32	45	32	
	Holland.....	3	43	3	43	
	Japan.....	445	1,461	445	1,461	
	United States.....	44	134	44	134	
		Total.....	618	1,949	618	1,949
	Lamp black, bone black, ivory black and carbon black.....		Lbs.		Lbs.	
United Kingdom..		786,367	18,860	786,367	18,860	
Germany.....		38,743	1,751	38,743	1,751	
United States.....		1,307,506	59,321	1,307,506	59,321	
	Total.....	2,132,616	79,932	2,132,616	79,932	
Lenses and shutters for manufacturing cameras.....	United Kingdom..		295		295	
	United States.....		33,955		33,955	
	Total.....		34,250		34,250	
Life boats and life-saving apparatus specially imported by societies to encourage the saving of human life.....	United States.....		1,489		1,489	
Lime juice, crude only.....		Galls.		Galls.		
	United Kingdom..	6,342	2,331	6,342	2,331	
	B. W. Indies	97,909	14,979	97,909	14,979	
	Spain.	697	110	697	110	
	United States.....	3,624	797	3,624	797	
Lastings, mohair cloth, or other manufactures of cloth, woven or made in patterns of such size, shape or form, or cut in any such manner as to be fit only for covering buttons, when imported by manufacturers of buttons.....	Total.....	108,572	18,217	108,572	18,217	
	United Kingdom..		501		501	
	Germany.....		3,305		3,305	
	United States.....		11,794		11,794	
			15,600		15,600	

SESSIONAL PAPER No. 11

No. 1.—GENERAL STATEMENT OF IMPORTS—*Continued.*

ARTICLES IMPORTED.	COUNTRIES.	IMPORTED.		ENTERED FOR HOME CONSUMPTION.	
		Quantity.	Value.	Quantity.	Value.
FREE GOODS— MANUFACTURED ARTICLES— <i>Con.</i>			\$		\$
Medals of gold, silver or copper, and other metallic articles, actually bestowed as trophies or prizes and received and accepted as honorary distinctions, and cups or other metallic prizes won in bona fide competitions.....	United Kingdom..... France..... United States..... Total.....	2,354 414 3,899 6,667	2,354 414 3,899 6,667
Mexican saddle trees and stirrups of wood	United Kingdom..... United States..... Total.....	544 12,864 13,408	544 12,864 13,408
Metals, viz.— Aluminium in ingots, blocks, bars, rods, strips, sheets or plates.....	United Kingdom..... Belgium..... France..... Germany..... Norway..... United States..... Total.....	Lbs. 274,596 13,435 4,460 1,535 11,200 2,090,655 2,395,881	49,845 1,735 556 421 1,484 433,449 487,490	Lbs. 274,596 13,435 4,460 1,535 11,200 2,090,655 2,395,881	49,845 1,735 556 421 1,484 433,449 487,490
Aluminium tubing in lengths of not less than 6 feet, not bent, &c.....	United Kingdom..... United States..... Total.....	905 6,517 7,422	324 2,204 2,528	905 6,517 7,422	324 2,204 2,528
Anchors for vessels.....	United Kingdom..... United States..... Total.....	Cwt. 2,487 2,882 5,369	7,375 14,222 21,597	Cwt. 2,487 2,882 5,369	7,375 14,222 21,577
Bismuth, metallic, in its natural state..	United Kingdom..... United States..... Total.....	Lbs. 3,904 1,200 5,104	7,130 2,271 9,401	Lbs. 3,904 1,200 5,104	7,130 2,271 9,401
Brass caps adapted for use in the manufacture of electric batteries.....	United States.....	4,146	4,146
Brass cups, being rough blanks, for the manufacture of paper shells and cartridges when imported by manufacturers of brass and paper shells and cartridges for use exclusively in the manufacture of such articles in their own factories.....	United Kingdom..... United States..... Total.....	39,382 24,297 63,679	39,382 24,297 63,679

3 GEORGE V., A. 1913

No. 1.—GENERAL STATEMENT OF IMPORTS—*Continued.*

ARTICLES IMPORTED.	COUNTRIES.	IMPORTED.		ENTERED FOR HOME CONSUMPTION.	
		Quantity.	Value.	Quantity.	Value.
FREE GOODS. MANUFACTURED ARTICLES— <i>Con.</i>		Cwt.	\$	Cwt.	\$
Metals— <i>Con.</i>					
Brass, old and scrap	United Kingdom..	21	208	21	208
	Bermuda.....	97	762	97	762
	B. W. Indies.....	44	294	44	294
	Newfoundland and Labrador.....	185	1,486	185	1,486
	Belgium.....	541	6,523	541	6,523
	Germany.....	210	2,905	210	2,905
	Miquelon and St. Pierre.....	130	802	130	802
	United States.....	30,499	312,792	30,499	312,792
	Total.....	31,727	325,772	31,727	325,772
Brass, in blocks, ingots or pigs.....	Germany.....	536	6,437	536	6,437
	United States.....	17,496	198,231	17,496	198,231
	Total.....	18,032	204,668	18,032	204,668
Brass tubing not polished, bent or otherwise manufactured in lengths not less than 6 feet.....		Lbs.		Lbs.	
	United Kingdom..	606,556	96,016	606,556	96,016
	Belgium.....	13,295	1,961	13,295	1,961
	France.....	9,417	1,332	9,417	1,332
	Germany.....	34,902	5,401	34,902	5,401
	United States.....	1,226,895	236,010	1,226,895	236,010
	Total.....	1,891,065	340,720	1,891,065	340,720
Brass in bars or rods not less than 6 ft. in length and brass in strips, sheets or plates not polished, &c., for use in Canadian manufacture, (O. C. 11th Aug. '08).....		Cwt.		Cwt.	
	United Kingdom..	759	11,486	759	11,486
	Germany.....	13	150	13	150
	United States.....	35,489	512,237	35,489	512,237
	Total.....	36,261	523,873	36,261	523,873
Britannia metal, in pigs, blocks, or bars.	United Kingdom..	10	113	10	113
	Germany.....		5		5
	United States.....	147	6,200	147	6,200
	Total.....	157	6,318	157	6,318
Canada plates; Russia iron; terne plates and rolled sheets of iron or steel coated with zinc, spelter or other metal, of all widths or thicknesses, N.O.P.....	United Kingdom..	190,895	441,163	190,895	441,163
Chain, malleable sprocket or link belt-ing.....	United Kingdom..		3,885		3,885
	United States.....		228,506		228,506
	Total.....		232,391		232,391

SESSIONAL PAPER No. 11

No. 1.—GENERAL STATEMENT OF IMPORTS—*Continued.*

ARTICLES IMPORTED.	COUNTRIES.	IMPORTED.		ENTERED FOR HOME CONSUMPTION.	
		Quantity.	Value.	Quantity.	Value.
FREE GOODS.					
MANUFACTURED ARTICLES— <i>Con.</i>		Cwt.	\$	Cwt.	\$
Metals— <i>Con.</i>					
Copper, old and scrap.	United Kingdom..	12	151	12	151
	B. W. Indies...	12	85	12	85
	Miquelon and St. Pierre.....	39	392	39	392
	United States.....	1,860	21,298	1,860	21,298
	Total.....	1,923	21,926	1,923	21,926
Copper in blocks, pigs or ingots.	United States.....	53,497	677,516	53,497	677,516
Copper, in bars and rods in coil or otherwise, in lengths of not less than 6 feet, unmanufactured.....	United Kingdom..	390	5,347	390	5,347
	United States.....	268,863	3,553,155	268,863	3,553,155
	Total	269,253	3,558,502	269,253	3,558,502
Copper in strips, sheets or plates, not polished, planished or coated, &c.	United Kingdom..	94	1,386	94	1,386
	United States.....	32,111	504,383	32,111	504,383
	Total	32,205	505,769	32,205	505,769
Copper tubing in lengths of not less than 6 feet, and not polished, bent or otherwise manufactured.....	United Kingdom..	Lbs. 277,962	51,329	Lbs. 277,962	51,329
	Germany.....	16,835	2,750	16,835	2,750
	United States....	278,531	61,244	278,531	61,244
	Total	573,328	115,323	573,328	115,323
Copper rollers adapted for use in calico printing... ..	United Kingdom..		3,046		3,046
	Sweden.....		185		185
	United States..		11,002		11,002
	Total .. .		14,233		14,233
Cream separators and steel bowls for ...	United Kingdom..		97,097		97,097
	Belgium.....		13,938		13,938
	Denmark.....		214		214
	Germany.....		6,969		6,969
	Russia in Europe		82		82
	Sweden.....		7,285		7,285
	United States....		236,311		236,311
	Total.....		361,896		361,896
Cream separators—materials which enter into the construction and form part of, when imported by manufacturers of cream separators to be used in the manufacture thereof.....	United Kingdom..		9,951		9,951
	Denmark.....		962		962
	Germany.....		724		724
	Sweden.....		1,500		1,500
	Switzerland.....		1,500		1,500
	United States....		289,618		289,618
	Total.....		304,255		304,255

3 GEORGE V., A. 1913

No. 1.—GENERAL STATEMENT OF IMPORTS—*Continued.*

ARTICLES IMPORTED.	COUNTRIES.	IMPORTED.		ENTERED FOR HOME CONSUMPTION.	
		Quantity.	Value.	Quantity.	Value.
FREE GOODS.			\$		\$
MANUFACTURED ARTICLES— <i>Con.</i>					
Metals— <i>Con.</i>					
Gun barrels in single tubes, forged, rough bored.....	Belgium.....		1,350		1,350
Gas buoys—					
The following articles and materials when imported by manufacturers of automatic gas buoys and automatic gas beacons, for use in the manufacture of such buoys and beacons for the Government of Canada or for export, viz.: Iron or steel tubes over 16 inches in diameter: flanged and dished steel heads made from boiler plate, over 5 feet in diameter; hardened steel balls, not less than 3 inches in diameter: acetylene gas lanterns and parts thereof and tobins bronze in bars or rods.....	United Kingdom... Germany..... United States..... Total.....	 	 2,131 14,458 11,344 27,933	 	 2,131 14,458 11,344 27,933
Iron or steel rods over $\frac{5}{16}$ in., for manufacture of chains.....	United States.....	Cwt. 21,821	29,100	Cwt. 21,821	29,100
Iron or steel, rolled round wire rods, in the coil, not over $\frac{3}{8}$ inch in diameter, when imported by wire manufacturers for use in making wire in the coil in their own factories.....	United Kingdom... Belgium..... Germany..... Sweden..... United States..... Total... ..	 43,492 27,619 10,010 729 786,096 867,946	 54,333 31,081 11,085 1,638 935,260 1,033,397	 43,492 27,619 10,010 729 786,096 867,946	 54,333 31,081 11,085 1,638 935,260 1,033,397
Boiler plate of iron or steel not less than 30 inches in width and not less than $\frac{1}{4}$ inch in thickness, for use exclusively in the manufacture of boilers... ..	United Kingdom... Belgium..... Germany..... United States..... Total.....	 6,643 29,063 347 317,615 353,668	 11,249 39,430 421 465,847 516,947	 6,643 29,063 347 317,615 353,668	 11,249 39,430 421 465,847 516,947
Rolled iron or steel, and cast steel in bars, band, hoop, scroll or strip, sheet or plate of any size, thickness or width, galvanized or coated with any material, or not, and steel blanks for the manufacture of milling cutters when of greater value than 3½ cents per pound.	United Kingdom..	82,339	579,320	82,339	579,320
Rolled iron or steel sheets in strips, polished or not, 14 gauge and thinner, N.O.P.....	United Kingdom..	259,919	587,259	259,919	587,259

SESSIONAL PAPER No. 11

No. 1.—GENERAL STATEMENT OF IMPORTS—*Continued.*

ARTICLES IMPORTED.	COUNTRIES.	IMPORTED.		ENTERED FOR HOME CONSUMPTION.	
		Quantity.	Value.	Quantity.	Value.
FREE GOODS. MANUFACTURED ARTICLES— <i>Con.</i>		Cwt.	\$	Cwt.	\$
Metals— <i>Con.</i>					
Rolled iron or steel hoop, band, scroller strip, No. 14 gauge and thinner, galvanized, or coated with other metal or not, N.O.P.....	United Kingdom..	23,027	41,517	23,027	41,517
Sheets, flat, of galvanized iron.....	United Kingdom..	486,181	1,389,343	486,181	1,389,343
Metallic elements and tungstic acid, when imported by manufacturers of metal filaments for electric lamps....	United States.....		41,274		41,274
Iron tubing, lacquered or brass covered, not over 2 inches in diameter, and brass trimmings, when imported by manufacturers of iron or brass bedsteads for use exclusively in the manufacture of such articles in their own factories.....	United Kingdom.....		31,110		31,110
	Germany.....		19		19
	United States.....		186,467		186,467
Iron tubing, brass covered, not over 2 inches in diameter, in the rough, when imported by manufacturers for use only in their own factories in the manufacture of towel bars, bath tub rails and clothes carriers.....	Total.....		217,596		217,596
	United States....		197		197
Iron tubing, lacquered or brass covered, not over 2 inches in diameter, brass cased rods and brass trimmings, when imported by manufacturers of carriage rails for use exclusively in the manufacture of such articles in their own factories.....	United Kingdom.....		1,919		1,919
	United States....		9,369		9,369
	Total.....		11,288		11,288
Iron tubing, lacquered or brass covered, for manufacturing extension rods for windows.....	United Kingdom.....		1,549		1,549
	United States.....		5,522		5,522
	Total.....		7,071		7,071
Iron or steel beams, sheets, plates, angles, knees, masts or parts thereof, and cable chains for wooden, iron, steel or composite ships or vessels.....	United Kingdom.....	46,479	78,215	46,479	78,215
	Belgium.....	80	117	80	117
	United States.....	90,424	124,218	90,424	124,218
	Total... ..	136,983	202,550	136,983	202,550
Locomotive and car wheel tires of steel in the rough.....	United Kingdom.....	19,548	71,953	19,548	71,953
	Belgium.....	187	367	187	367
	Germany.....	124,601	275,712	124,601	275,712
	United States.....	22,747	57,961	22,747	57,961
	Total.....	167,083	405,993	167,083	405,993

ARTICLES IMPORTED.	COUNTRIES.	IMPORTED.		ENTERED FOR HOME CONSUMPTION.	
		Quantity.	Value.	Quantity.	Value.
FREE GOODS.			\$		\$
MANUFACTURED ARTICLES— <i>Con.</i>					
Metals— <i>Con.</i>					
Manufactured articles of iron or steel or brass which at the time of their importation are of a class or kind not manufactured in Canada, imported for use in the construction or equipment of ships or vessels.	United Kingdom.. . . .		50,584		50,584
	Aust. Hungary.... .		600		600
	Germany..... .		344		344
	United States.....		50,198		50,198
	Total		101,726		101,726
Scrap iron and scrap steel, old, and fit only to be remanufactured, being part of or recovered from any vessel wrecked in waters subject to the jurisdiction of Canada..... .	United States.....	Cwt. 60	158	Cwt. 60	158
Lead, tea..... .	United Kingdom..	Lbs. 2,706,192	131,435	Lbs. 2,706,192	131,435
	United States.....	119,765	6,990	119,765	6,990
Machinery, viz.:	Total	2,825,957	138,425	2,825,957	138,425
Articles of metal as follows, when for use exclusively in mining or metallurgical operations, viz.: coal cutting machines, except percussion coal cutters; coal heading machines; coal augers; rotary coal drills; core drills; miners' safety lamps and parts thereof, also accessories for cleaning, filling and testing such lamps; electric or magnetic machines for separating or concentrating iron ores; furnaces for the smelting of copper, zinc and nickel ores; converting apparatus for metallurgical processes in metals; copper plates, plated or not; machinery for extraction of precious metals by the chlorination or cyanide processes; amalgam safes; automatic ore samplers; automatic feeders; retorts; mercury pumps; pyrometers; bullion furnaces; amalgam cleaners; blast furnace blowing engines; wrought iron tubing, butt or lap welded, threaded or coupled or not, over 4 inches in diameter; and integral parts of all machinery mentioned in this item; blowers of iron or steel for use in the smelting of ores, or in the reduction, separation or refining of metals; furnace slag trucks and slag pots of a class or kind not made in Canada; buddles, vanners and slime tables adapted for use in gold mining.....	United Kingdom.. . . .		70,956		70,956
	Denmark..... .		815		815
	France		24		24
	Germany		900		900
	United States.		749,366		749,366
	Total		822,061		822,061

SESSIONAL PAPER No. 11

No. 1.—GENERAL STATEMENT OF IMPORTS—*Continued.*

ARTICLES IMPORTED.	COUNTRIES.	IMPORTED.		ENTERED FOR HOME CONSUMPTION.	
		Quantity.	Value.	Quantity.	Value.
		No.	\$	No.	\$
FREE GOODS.					
MANUFACTURED ARTICLES— <i>Con.</i>					
Metals— <i>Con.</i>					
Machinery— <i>Con.</i>					
Diamond drills, and parts not to include motive power.....	United Kingdom.....		581		581
	Italy.....		69		69
	United States.....	1	45,010	1	45,010
	Total.....	1	45,660	1	45,660
Appliances of iron or steel, of a class or kind not made in Canada, and elevators and machinery of floating dredges, when for use exclusively in alluvial gold mining.....	United States.....		292,178		292,178
Well-drilling, and apparatus of a class or kind not made in Canada for drilling for water, natural gas or oil and for prospecting for minerals, not to include motive power.....	France.....		61		61
	Germany.....		23,069		23,069
	United States.....		172,637		172,637
	Total.....		195,767		195,767
Briquette making machines.....	Belgium.....		7,206		7,206
	United States.....		765		765
	Total.....		7,971		7,971
Newspaper printing presses, of not less value by retail than \$1,500 each, of a class or kind not made in Canada...	United Kingdom..	2	8,607	2	8,607
	United States.....	139	591,019	139	591,019
	Total.....	141	599,626	141	599,626
Machinery and tools not manufactured in Canada up to the required standard necessary for any factory to be established in Canada for the manufacture of rifles for the Government of Canada.	United Kingdom..		490		490
	United States....		32,714		32,714
	Total.....		33,204		33,204
All materials or parts in the rough, unfinished, and screws, nuts, bands and springs and steel for rough unfinished parts to be used in rifles to be manufactured at any such factory for the Government of Canada.....	United Kingdom..		2,478		2,478
	Germany.....		9,750		9,750
	Holland.....		8,497		8,497
	United States.....		16,322		16,322
	Total.....		37,047		37,047
Machinery of every kind and structural iron and steel, for use in the construction and equipment of factories for the manufacture of sugar from beet root..	United Kingdom..		5,293		5,293
	Aust. Hungary....		1,311		1,311
	France.....		1,378		1,378
	Germany.....		4,610		4,610
	Italy.....		5,909		5,909
	United States.....		71,216		71,216
	Total.....		89,717		89,717

3 GEORGE V., A. 1913

No. 1.—GENERAL STATEMENT OF IMPORTS—Continued.

ARTICLES IMPORTED.	COUNTRIES.	IMPORTED.		ENTERED FOR HOME CONSUMPTION.	
		Quantity.	Value.	Quantity.	Value.
FREE GOODS— MANUFACTURED ARTICLES— <i>Con.</i>			\$		\$
Metals— <i>Con.</i>					
Machinery— <i>Con.</i>					
Machinery of a class or kind not made in Canada and parts thereof, for the manufacture of twine, cordage, or linen or for the preparation of flax fibre	United Kingdom.		13,170		13,170
	Aust. Hungary		731		731
	United States.		21,859		21,859
	Total		35,760		35,760
Mould boards or shares, or plough plates, land sides, and other plates for agricultural implements, when cut to shape from rolled plates or steel, but not moulded, punched, polished or otherwise manufactured.		Cwt.		Cwt.	
	United Kingdom.	772	1,583	772	1,583
	United States.	160,053	518,812	160,053	518,812
	Total		520,395		520,395
Material to be used in Canada for the construction of bridges and tunnels crossing the boundary between Canada and the United States, when similar materials are admitted free under similar circumstances into the United States, under regulations prescribed by the Minister of Customs.	United States.		6,247		6,247
Nickel, nickel silver and German silver, in bars and rods, and also in strips, sheets or plates		Lbs.		Lbs.	
	United Kingdom.	12,431	3,316	12,431	3,316
	Germany.	317	85	317	85
	United States.	441,574	100,244	441,574	100,244
	Total		103,645		103,645
Nickel, nickel silver and German silver, in ingots or blocks, N.O.P.	United States.		31,582		31,582
Platinum retorts, pans, condensers, tubing and pipe, and preparations of platinum, when imported by manufacturers of sulphuric acid for use exclusively in the manufacture or concentration of sulphuric acid in their own factories.	United States.		30		30
Platinum wire and platinum in bars, strips, sheets or plates.	United Kingdom.		9,737		9,737
	Germany		12		12
	United States.		175,871		175,871
	Total		185,620		185,620
Platinum and black oxide of copper for use in the manufacture of chlorate and colours	United States.	1	608	1	608

SESSIONAL PAPER No. 11

No. 1.—GENERAL STATEMENT OF IMPORTS—*Continued.*

ARTICLES IMPORTED.	COUNTRIES.	IMPORTED.		ENTERED FOR HOME CONSUMPTION.	
		Quantity.	Value.	Quantity.	Value.
FREE GOODS.			\$		\$
MANUFACTURED ARTICLES— <i>Con.</i>					
Metals— <i>Con.</i>					
Ribs of brass, iron or steel, runners, rings, caps, notches, ferrules, mounts and sticks or canes in the rough, or not further manufactured than cut into lengths, suitable for umbrella, parasol or sunshade or walking sticks, when imported by manufacturers of such articles exclusively in their own factories.....	United Kingdom..		28,710		28,710
	Aust.-Hungary....		4,982		4,982
	France.		86		86
	Germany.....		30,872		30,872
	United States.....		98,349		98,349
	Total.....		162,999		162,999
Sewing machine attachments.....	United Kingdom..		249		249
	Germany.....		88		88
	United States.....		47,533		47,533
	Total.....		47,870		47,870
Steel balls adapted for use on bearings on machinery and vehicles.	United Kingdom..		4,820		4,820
Steel rolled for saws and straw cutters not tempered or ground nor further manufactured than cut to shape, without indented edges....		Cwt.		Cwt.	
	United Kingdom..	2,214	19,021	2,214	19,021
	Germany.....	19	29	19	29
	United States.....	19,351	142,905	19,351	142,905
	Total.....	21,584	161,955	21,584	161,955
Steel strips and flat steel wire when imported into Canada by manufacturers of buckthorn and plain strip fencing for use exclusively in their own factories in the manufacture thereof.....	United States.....	363	660	363	660
Steel wire Bessemer soft drawn spring of Nos. 10, 12 and 13 gauge, respectively, and homo steel spring wire of Nos. 11 and 12 gauge, respectively, when imported by manufacturers of wire mattresses to be used exclusively in their own factories in the manufacture of such articles.....	United Kingdom..	46	133	46	133
	Belgium.....	89	187	89	187
	United States.....	10,518	25,451	10,518	25,451
	Total... ..	10,653	25,771	10,653	25,771
Steel, crucible sheet, 11 to 16 gauge, 2½ to 18 inches wide for the manufacture of mower and reaper knives when imported by manufacturers thereof for use exclusively in the manufacture of such articles in their own factories...	United Kingdom..	1,880	6,803	1,880	6,803
	United States.....	12,609	49,154	12,609	49,154
	Total.....	14,489	55,957	14,489	55,957

3 GEORGE V., A. 1913

No. 1.—GENERAL STATEMENT OF IMPORTS—*Continued.*

ARTICLES IMPORTED.	COUNTRIES.	IMPORTED.		ENTERED FOR HOME CONSUMPTION.	
		Quantity.	Value.	Quantity.	Value.
FREE GOODS— MANUFACTURED ARTICLES— <i>Con.</i>		Cwt.	\$	Cwt	\$
Metals— <i>Con.</i>					
Steel of No. 20 gauge and thinner, but not thinner than No. 30 gauge, for the manufacture of corset steels, clock springs and shoe shanks, imported by manufacturers of such articles for exclusive use in the manufacture of such articles in their own factories.....	United Kingdom..	588	1,194	588	1,194
	United States.....	144	1,250	144	1,250
	Total.....	732	2,444	732	2,444
Steel wire flat, of 16 gauge or thinner imported by the manufacturers of crinoline or corset wires and dress stays, for use exclusively in the manufacture of such articles in their own factories.....	United Kingdom..	2,079	6,156	2,079	6,156
	United States.....	5,712	42,293	5,712	42,293
	Total.....	7,791	48,449	7,791	48,449
Steel of No. 12 gauge and thinner but not thinner than No. 30 gauge, for the manufacture of buckle clasps, bed fasts, furniture casters and ice creepers, imported by the manufacturers of such articles, for use exclusively in the manufacture of such articles in their own factories..	United Kingdom..	438	780	438	780
	United States.....	3,160	7,647	3,160	7,647
	Total.....	3,598	8,427	3,598	8,427
Steel No. 24 and 17 gauge, in sheets 63 inches long, and from 18 to 32 inches wide when imported by the manufacturers of tubular bow sockets for use exclusively in the manufacture of such articles in their own factories...	Germany.....	170	128	170	128
	United States....	1,619	3,507	1,619	3,507
	Total..	1,789	3,635	1,789	3,635
Steel springs for the manufacture of surgical trusses when imported by manufacturers of surgical trusses for use exclusively in the manufacture thereof in their own factories.....	United States.....	Lbs. 991	431	Lbs. 991	431
Stereotypes, electrotypes and celluloids of newspaper columns in any language other than English and French, and of books, and bases and matrices and copper shells for the same, whether composed wholly or in part of metal or celluloid.....	United States.....	Sq. in. 835,957	14,842	Sq. in. 835,957	14,842
Swedish rolled iron and Swedish rolled steel nail rods, under half an inch in diameter, for the manufacture of horseshoe nails	Germany.....	Cwt. 3,369	7,153	Cwt. 3,369	7,153
	Sweden.....	16,985	37,221	16,985	37,221
	United States.....	14,039	24,577	14,039	24,577
	Total.....	34,393	68,951	34,393	68,951
Tagging metal, plain, japanned or coated, in coils, not over 1½ inches wide, when imported by the manufacturers of shoe and corset laces for use exclusively in the manufacture of such articles in their own factories...	France.....	54	146	54	146
	Germany.....	4	30	4	30
	United States....	27	404	27	404
	Total.....	85	580	85	580

SESSIONAL PAPER No. 11

No. 1.—GENERAL STATEMENT OF IMPORTS—*Continued.*

ARTICLES IMPORTED.	COUNTRIES.	IMPORTED.		ENTERED FOR HOME CONSUMPTION.	
		Quantity.	Value.	Quantity.	Value.
FREE GOODS— MANUFACTURED ARTICLES— <i>Con.</i>		Cwt.	\$	Cwt.	\$
Metals— <i>Con.</i>					
Tin in blocks, pigs and bars.	United Kingdom..	22,855	943,231	22,855	943,231
	B. Strait Settlements.....	5,939	243,719	5,939	243,719
	Germany.....	6	249	6	249
	Holland.....	230	10,137	230	10,137
	Norway.....	10	10	10	10
	United States.....	12,710	509,332	12,710	509,332
	Total.....	41,740	1,706,678	41,740	1,706,678
Tin plates and sheets.....	United Kingdom..	249,472	896,520	249,472	896,520
	France.....	57	389	57	389
	Norway.....	7	21	7	21
	United States.....	666,494	2,148,688	666,494	2,148,688
	Total.	916,030	3,045,618	916,030	3,045,618
Tin foil.	United Kingdom..	Lbs. 10,157	4,123	Lbs. 10,157	4,123
	Germany.....	40,198	18,041	40,198	18,041
	United States.....	1,420,068	146,151	1,420,068	146,151
	Total.	1,470,423	168,315	1,470,423	168,315
Tin strip waste.....	United Kingdom..	35	13	35	13
Steel seamless tubing valued at not less than 3½ cents per pound.	United Kingdom..	Cwt. 2,684	17,688	Cwt. 2,684	17,688
Steel or iron tubes rolled, not joined or welded, not more than 1½ inches in diameter, N.O.P.....	United Kingdom..		6,604		6,604
	United States.....		17,925		17,925
	Total.		24,529		24,529
Seamless steel or wrought iron boiler tubes, including flues and corrugated tubes for marine boilers.....	United Kingdom..		112,257		112,257
	Belgium.....		18,477		18,477
	Germany.....		137,074		137,074
	Holland.....		4,095		4,095
	United States.....		386,326		386,326
	Total..		658,229		658,229
Barbed fence wire of iron or steel.....	Germany.....	107	339	107	339
	United States.	376,518	765,916	376,518	765,916
	Total.....	376,625	766,255	376,625	766,255
Wire, crucible cast steel valued at not less than 6 cents per pound.....	United Kingdom..	Lbs. 13,081	1,826	Lbs. 13,081	1,826

3 GEORGE V., A. 1913

No. 1.—GENERAL STATEMENT OF IMPORTS—*Continued.*

ARTICLES IMPORTED.	COUNTRIES.	IMPORTED.		ENTERED FOR HOME CONSUMPTION.	
		Quantity.	Value.	Quantity.	Value.
FREE GOODS. MANUFACTURED ARTICLES— <i>Con.</i>		Lbs.	\$	Lbs.	\$
Metals— <i>Con.</i>					
Wire of brass, zinc, iron or steel, screwed or twisted, or flattened or corrugated, for use in connection with nailing machines for the manufacture of boots and shoes, when imported by the manufacturers of boots and shoes, to be used exclusively for such purposes in their own factories.....	United Kingdom..	3,250	1,135	3,250	1,135
	United States.....	130,492	50,233	130,492	50,233
	Total... .	133,742	51,368	133,742	51,368
Wire, curved or not, galvanized iron or steel Nos. 9, 12 and 13 gauge.....	United Kingdom..	Cwt. 1,986	4,759	Cwt. 1,986	4,759
	Belgium.....	10,792	20,597	10,792	20,597
	Germany... .	40,200	83,082	40,200	83,082
	United States.....	640,842	1,147,494	640,842	1,147,494
	Total.	693,820	1,255,932	693,820	1,255,932
Wire rope for use exclusively for rigging of ships and vessels.....	United Kingdom..	683	3,200	683	3,200
	United States.....	195	2,191	195	2,191
	Totals.....	878	5,391	878	5,391
Wire, steel, valued at not less than 2½ cents per pound when imported by manufacturers of rope for use exclusively in the manufacture of rope..	United Kingdom..	41,578	156,218	41,578	156,218
	United States.....	3,543	12,939	3,543	12,939
	Total.....	45,121	169,157	45,121	169,157
Yellow metal, in bars, bolts and sheets, for use in the construction or repairs of vessels.....	United Kingdom..	231	3,133	231	3,133
	Belgium... .	45	285	45	285
	United States....	296	3,883	296	3,883
	Total.....	572	7,301	572	7,301
Zinc in blocks, pigs, bars, rods, sheets and plates.....	United Kingdom..	7,074	44,766	7,074	44,766
	Bermuda.....	172	348	172	348
	Aust-Hungary....	22	154	22	154
	Belgium.....	11,273	71,034	11,273	71,034
	Germany... .	3,111	20,568	3,111	20,568
	Miquelon and St. Pierre.....	26	71	26	71
	United States... .	11,701	76,200	11,701	76,200
	Total.....	33,379	213,141	33,379	213,141
Zinc spelter.	United Kingdom..	6,984	38,598	6,984	38,598
	Belgium.....	13,425	75,690	13,425	75,690
	Germany.....	4,200	25,059	4,200	25,059
	Holland.....	2,800	15,713	2,800	15,713
	United States.....	98,312	561,004	98,312	561,004
	Total.	125,721	716,064	125,721	716,064

SESSIONAL PAPER No. 11

No. 1.—GENERAL STATEMENT OF IMPORTS—*Continued.*

ARTICLES IMPORTED.	COUNTRIES.	IMPORTED.		ENTERED FOR HOME CONSUMPTION	
		Quantity.	Value.	Quantity.	Value.
FREE GOODS. MANUFACTURED ARTICLES— <i>Con.</i>		Galls.	\$	Galls.	\$
Molasses not testing more than 56 degrees by the polariscope the produce of any British country entitled to the benefits of the British Preferential Tariff when produced from sugar cane and imported direct by ship, from the country of production, or from any British country, in the original package in which it was placed at the point of production and not afterwards subjected to any process of treating or mixing	B. Guiana	14,485	2,722	14,485	2,722
	B. W. Indies	5,709,490	1,080,721	5,709,490	1,080,721
	Total	5,723,975	1,083,443	5,723,975	1,083,443
Molasses of cane testing under 35 degrees by the polariscope when imported for use exclusively in the manufacture of compressed food for live stock		Lbs.		Lbs.	
	United States	2,765,936	22,171	2,765,936	22,171
Newspapers and quarterly, monthly and semi-monthly magazines, and weekly literary papers, unbound	United Kingdom		76,994		76,994
	Australia and Tasmania		50		50
	France		1,703		1,703
	Japan		366		366
	United States		881,621		881,621
	Total		960,734		960,734
Noils, being the short wool that falls from the combs in worsted factories; and worsted tops, N.O.P.	United Kingdom		664,706		664,706
	Belgium		18,330		18,330
	France		4,214		4,214
	United States		2,054		2,054
	Total		689,304		689,304
Oakum of jute or hemp		Cwt.		Cwt.	
	United Kingdom	5,316	22,021	5,316	22,021
	Germany	8	25	8	25
	United States	12,707	38,427	12,707	38,427
	Total	18,031	60,473	18,031	60,473
Oil cake linseed and linseed oil cake meal, cotton seed cake and meal, palm nut cake and meal	United Kingdom	1,046	2,464	1,046	2,464
	United States	76,037	114,445	76,037	114,445
Soya beans and soya bean cake, for use in the manufacture of cattle food and of fertilizers, when imported by manufacturers of such cattle food and fertilizers	Total	77,083	116,909	77,083	116,909
	United Kingdom	16	50	16	50
	China	1,164	1,186	1,164	1,186
	Japan	3,118	3,699	3,118	3,699
	Total	4,298	4,935	4,298	4,935

3 GEORGE V., A. 1913

No. 1.—GENERAL STATEMENT OF IMPORTS—*Continued.*

ARTICLES IMPORTED.	COUNTRIES.	IMPORTED.		ENTERED FOR HOME CONSUMPTION.	
		Quantity.	Value.	Quantity.	Value.
FREE GOODS— MANUFACTURED ARTICLES— <i>Con.</i>		Galls.	\$	Galls.	\$
Oils, viz.: Carbolic or heavy oil.....	United Kingdom..	403,543	63,429	403,543	63,429
	Australia and Tasmania.	2,160	1,629	2,160	1,629
	Germany.....	2,660	1,262	2,660	1,262
	Holland.....	4,800	1,441	4,800	1,441
	United States.....	240,750	38,395	240,750	38,395
	Total	653,913	106,156	653,913	106,156
Cocoanut, palm and palm kernel not edible for manufacture of soap.....	United Kingdom..	164,270	132,702	164,270	132,702
	Australia and Tasmania.	9,190	8,048	9,190	8,048
	B. India.....	4,496	3,765	4,496	3,765
	B. E. I. other.....	11,190	9,053	11,190	9,053
	France.....	1,132	898	1,132	898
	Germany.....	74,938	58,411	74,938	58,411
	United States.....	142,609	116,926	142,609	116,926
	Total.....	407,825	329,803	407,825	329,803
Cotton, seed, refined, edible, for canning fish.....	United Kingdom..	190	161	190	161
	United States.....	23,701	14,035	23,701	14,035
	Total.....	23,891	14,196	23,891	14,196
Gasoline under '725 specific gravity at 60 degrees temperature....	United States...	23,270,798	1,961,015	23,270,798	1,961,015
Palm, bleached, and Shea butter.	Belgium.....	Lbs. 108,269	15,128	Lbs. 108,269	15,128
	Holland.....	9,264	1,074	9,264	1,074
	United States.....	9,511	727	9,511	727
	Total.....	127,044	16,929	127,044	16,929
Asphaltum oil	Mexico.....	5	5	5	5
	United States.....	21,094	21,094	21,094	21,094
	Total.....	21,099	21,099	21,099	21,099
Olive, for manufacturing soap or tobacco or for canning fish... ..	France	Galls. 85	133	Galls. 85	133
	United States.....	1,951	1,705	1,951	1,705
	Total.....	2,036	1,838	2,036	1,838
Petroleum, crude, fuel and gas oil, (8235 specific gravity or heavier) at 60 degrees temperature....	United States.....	72,231,006	2,270,374	72,231,006	2,270,374
Rosin oil and China wood oil.....	United Kingdom..	9,204	9,204	9,204	9,204
	Hong Kong.....	2,156	2,156	2,156	2,156
	China	6,717	6,717	6,717	6,717
	United States.....	203,512	203,512	203,512	203,512
	Total.....	221,589	221,589	221,589	221,589

SESSIONAL PAPER No. 11

No. 1.—GENERAL STATEMENT OF IMPORTS—*Continued.*

ARTICLES IMPORTED.	COUNTRIES.	IMPORTED.		ENTERED FOR HOME CONSUMPTION.	
		Quantity.	Value.	Quantity.	Value.
FREE GOODS.					
MANUFACTURED ARTICLES— <i>Con.</i>					
Paper, matrix, not being tissue paper, for use in printing.....	United Kingdom.....		681		681
	United States.....		9,629		9,629
	Total.....		10,310		10,310
Paper tubes and cones of all sizes adapted for winding yarn thereon.....	United Kingdom.....		529		529
	United States.....		16,440		16,440
	Total.....		16,969		16,969
Paper, photographic, plain basic, baryta coated, adapted for use exclusively in the manufacture of albumized or sensitized paper.....	United Kingdom.....		394		394
	France.....		753		753
	Germany.....		16,208		16,208
	Holland.....		772		772
	United States.....		41,961		41,961
	Total.....		60,088		60,088
Philosophical and scientific apparatus, utensils, instruments and preparations, including boxes and bottles containing the same, maps, photographic reproductions, casts as models, etchings, lithographic prints or charts, when specially imported in good faith for use and by order of any society or institution, incorporated or established solely for religious, philosophical, educational, scientific or literary purposes, or for the encouragement of the fine arts or for the use or by order of any college, academy, school or seminary of learning in Canada, and not for sale.....	United Kingdom.....		55,261		55,261
	Belgium.....		2,146		2,146
	France.....		10,347		10,347
	Germany.....		35,442		35,442
	Holland.....		294		294
	Italy.....		112		112
	Sweden.....		15		15
	Switzerland.....		25		25
	United States.....		138,970		138,970
	Total.....		242,612		242,612
Twine or yarn of paper imported by manufactures for the purpose of being woven into fabrics.....	United States.....		235		235

3 GEORGE V., A. 1913

No. 1.—GENERAL STATEMENT OF IMPORTS—Continued.

ARTICLES IMPORTED.	COUNTRIES.	IMPORTED.		ENTERED FOR HOME CONSUMPTION.	
		Quantity.	Value.	Quantity.	Value.
FREE GOODS— MANUFACTURED ARTICLES— <i>Con.</i> Piano and organ parts:—key pins, damper springs, jack springs, rail springs, regulating screws, spoons, bridle wires, damper wires, back check wires, dowel wires, German centre pins, brass pins, rail hooks, brass brackets, plates, damper rod nuts, damper sockets and screws, shell, brass capstan screws, brass flange plates and screws, brass flanges, brass whitened spring wire, hammer wires, fly felt, butt felt, damper felt, hammer rail cloth, back check felt, catch felt, thin damper felt, whip cloth, bushing cloth, hammer felt, back hammer felt, bridle leather and buckskin when imported by manufacturers of piano keys, actions, hammers, base dampers and organ keys, for use exclusively in the manufacture of such articles in their own factories.....			\$		\$
	United Kingdom.....		21,813		21,813
	Newfoundland and Labrador.....		3,188		3,188
	Germany.....		28,003		28,003
	United States.....		74,166		74,166
	Total.....		127,170		127,170
	United Kingdom.....		1,245		1,245
	United States.....		271		271
	Total.....		1,516		1,516
Rags of cotton, jute, hemp, and wool: paper waste clippings, and waste of all kinds, N.O.P., except metallic; broken glass or glass cullet.....		Cwt.		Cwt.	
	United Kingdom..	151,574	176,365	151,574	176,365
	B. Guiana ..	66	50	66	50
	Newfoundland and Labrador.....	199	611	199	611
	Belgium ...	1,943	2,766	1,943	2,766
	France.....	2,260	1,708	2,260	1,708
	Germany.....	8,435	32,152	8,435	32,152
	Holland.....	2,230	844	2,230	844
	Norway.....	426	1,046	426	1,046
	Portugal.....	36,978	40,883	36,978	40,883
	Spain.....	21,975	34,219	21,975	34,219
	United States.....	338,210	846,336	338,210	846,336
	Total.....	564,296	1,136,980	564,296	1,136,980
Resin or rosin in packages of not less than 100 lbs.....					
	United Kingdom..	8,071	25,674	8,071	25,674
	France.....	421	1,558	421	1,558
	Norway.....	4	10	4	10
	United States... ..	254,679	676,070	254,679	676,070
	Total.....	263,175	703,312	263,175	703,312

SESSIONAL PAPER No. 11

No. 1.—GENERAL STATEMENT OF IMPORTS—*Continued.*

ARTICLES IMPORTED.	COUNTRIES.	IMPORTED.		ENTERED FOR HOME CONSUMPTION.	
		Quantity.	Value.	Quantity.	Value.
FREE GOODS— MANUFACTURED ARTICLES— <i>Con.</i>		Lbs.	\$	Lbs.	\$
Rubber and gutta percha, crude, caoutchouc or India rubber unmanufactured.	United Kingdom..	223,725	244,885	223,725	244,885
	B. India.....	6,545	6,483	6,545	6,483
	B. Strait Settlements	900	1,026	900	1,026
	B. E. I., other. . .	22,796	26,904	22,796	26,904
	Aust.-Hungary....	3,350	2,663	3,350	2,663
	Belgium.....	11,126	9,011	11,126	9,011
	Brazil	8,000	8,053	8,000	8,053
	France.....	9,258	6,468	9,258	6,468
	Germany.....	64,343	53,031	64,343	53,031
	Holland	2,239	3,150	2,239	3,150
	United States.....	4,079,053	3,888,595	4,079,053	3,888,595
	Total.	4,431,335	4,250,269	4,431,335	4,250,269
Rubber, recovered, and rubber substitute and hard rubber in sheets but not further manufactured....	United Kingdom..	5,282	663	5,282	663
	Germany	482	56	482	56
	United States.....	4,864,630	791,725	4,864,630	791,725
	Total.....	4,870,394	792,444	4,870,394	792,444
Rubber powdered and rubber or gutta percha waste or junk.....	United Kingdom..	35,554	2,905	35,554	2,905
	Bermuda	5,354	291	5,354	291
	Newfoundland and Labrador. . . .	2,990	157	2,990	157
	Belgium.....	67,315	6,634	67,315	6,634
	France	173,756	14,713	173,756	14,713
	Miquelon and St. Pierre.....	990	69	990	69
	United States.....	2,166,985	265,045	2,166,985	265,045
	Total.....	2,452,944	289,814	2,452,944	289,814
Rubber thread not covered.....	United States.....	11,289	21,853	11,289	21,853
Soap, whale oil.....	United Kingdom..	12,964	282	12,964	282
	United States.....	22,632	944	22,632	944
	Total	35,596	1,226	35,596	1,226
Spirits, ethyl alcohol, when imported by the Department of Inland Revenue or by a person licensed by the Minister of Inland Revenue to be denatured for use in the arts and industries, and for fuel, light and power	United States.....	13,320	5,803	13,320	5,803
Spurs and stilts adapted for use in the manufacture of earthenware	United States.....		188		188
Square or round reeds and raw hide centres, textile leather or rubber heads, thumbs and tips, and steel, iron or nickel caps for whip ends, imported by whip manufacturers for use exclusively in the manufacture of whips in their own factories	United Kingdom..		73		73
	United States.....		35,476		35,476
	Total		35,549		35,549

3 GEORGE V., A. 1913

No. 1.--GENERAL STATEMENT OF IMPORTS--*Continued.*

ARTICLES IMPORTED.	COUNTRIES.	IMPORTED.		ENTERED FOR HOME CONSUMPTION.	
		Quantity.	Value.	Quantity.	Value.
FREE GOODS— MANUFACTURED ARTICLES— <i>Con.</i>			\$		\$
Surgical and dental instruments of metal, and surgical needles, surgical operating tables for use in hospitals, X-Ray apparatus and parts thereof and microscopes valued at not less than \$50 each by retail	United Kingdom.....		33,536		33,536
	Aust.-Hungary....		182		182
	France		6,169		6,169
	Germany.....		27,304		27,304
	Holland.....		60		60
	Italy.....		146		146
	Sweden.....		97		97
	Switzerland.....		35		35
	United States.....		234,637		234,637
	Total.....		352,166		352,166
Turpentine, raw or crude.....	United States.....	Lbs. 127,040	7,951	Lbs. 127,040	7,951
Turpentine, spirits of.....	United Kingdom..	Galls. 5,052	3,449	Galls. 5,052	3,449
	United States.....	945,276	626,042	945,276	626,042
	Total	950,328	629,491	950,328	629,491
Typewriters, type tablets with movable figures, and musical instruments, when imported by and for use of schools for the blind.....	United States.....		130		130
Yarn, cotton, No. 40 and finer	United Kingdom..	Lbs. 1,915,126	845,756	Lbs. 1,915,126	845,756
	Belgium.....	12,217	8,522	12,217	8,522
	France.....	292	432	292	432
	Germany.....	37,781	40,777	37,781	40,777
	United States.	382,387	242,819	382,387	242,819
	Total	2,347,803	1,138,306	2,347,803	1,138,306
Yarn, cotton, polished or glazed, when imported by manufacturers of shoe laces for use exclusively for the manufacture of such articles in their own factories	United Kingdom..	585	327	585	327
	Germany.....	4,400	1,170	4,400	1,170
	United States.....	863	1,327	863	1,327
	Total	5,848	2,824	5,848	2,824
Yarn, linen, for the manufacture of towels and damask, when imported by the manufacturers of such articles for use exclusively in the manufacture of such articles in their own factories.....	United Kingdom..	310,314	55,501	310,314	55,501
	Germany.....	440	64	440	64
	United States.....	32,916	6,924	32,916	6,924
	Total	343,670	62,489	343,670	62,489
Yarn, mohair.....	United Kingdom..	1,733	1,265	1,733	1,265
	France.....	55	168	55	168
	Total	1,788	1,433	1,788	1,433

SESSIONAL PAPER No. 11

No. 1.—GENERAL STATEMENT OF IMPORTS—*Continued.*

ARTICLES IMPORTED.	COUNTRIES.	IMPORTED.		ENTERED FOR HOME CONSUMPTION.	
		Quantity.	Value.	Quantity.	Value.
		Lbs.	\$	Lbs.	\$
FREE GOODS—					
MANUFACTURED ARTICLES— <i>Con.</i>					
Yarn, wool or worsted, when genapped, dyed or finished and imported by manufacturers of braid, cords, tassels, buttons and fringes for use exclusively in the manufacture of such articles in their own factories.....	United Kingdom..	13,193	8,398	13,193	8,398
	Germany.....	280	398	280	398
	United States.....	598	703	598	703
	Total	14,071	9,499	14,071	9,499
MISCELLANEOUS ARTICLES.					
Anatomical preparations and skeletons or parts thereof.....	B. S. Africa		89		89
	Newfoundland and Labrador.....		97		97
	France.....		1,838		1,838
	Germany.....		350		350
	United States.....		1,426		1,426
	Total.....		3,800		3,800
Apparel, wearing and other personal and household effects, not merchandise, of British subjects dying abroad, but domiciled in Canada; books, pictures, family plate or furniture, personal effects and heirlooms left by bequest.....	United Kingdom..		8,518		8,518
	Australia and Tasmania.....		100		100
	Newfoundland and Labrador.....		60		60
	Chili.....		75		75
	China		550		550
	Germany.....		930		930
	United States.....		11,946		11,946
	Total		22,179		22,179
Articles and other goods, the growth, produce or manufacture of Canada, returned within five years after having been exported.....	United Kingdom..		132,645		132,645
	Australia and Tasmania.....		438		438
	B. S. Africa		844		844
	B. India.....		20		20
	B. E. Indies other.....		2,721		2,721
	B. W. Indies.....		5,447		5,447
	Newfoundland and Labrador.....		4,405		4,405
	New Zealand.....		259		259
	Alaska.....		2,708		2,708
	Aust.-Hungary.....		800		800
	Belgium.....		2,650		2,650
	Brazil		123		123
	China		2,396		2,396
	Cuba.....		13,662		13,662
	France.....		4,444		4,444
	Germany.....		200		200
	Hawaii.....		2,000		2,000
	Italy.....		6,696		6,696
	Japan.....		499		499
	Mexico.....		395		395
	Miquelon and St. Pierre.....		1,814		1,814
	United States.....		444,232		444,232
	Total		629,398		629,398

3 GEORGE V., A. 1913

No. 1.—GENERAL STATEMENT OF IMPORTS—Continued.

ARTICLES IMPORTED.	COUNTRIES.	IMPORTED.		ENTERED FOR HOME CONSUMPTION.	
		Quantity.	Value.	Quantity.	Value.
FREE GOODS. MISCELLANEOUS ARTICLES— <i>Con.</i>			\$		\$
Articles brought into Canada temporarily and for a period not exceeding three months for the purpose of exhibition or of competition for prizes offered by any agricultural or other association.....	United Kingdom..... B. W. Indies..... France..... Germany..... United States..... Total		13,319 221 3,022 357 1,956,294 1,973,213		
Articles for the use of the Governor General.....	United Kingdom..... B. W. Indies..... Germany..... Holland..... United States..... Total		43,873 120 271 473 44,737		44,087 120 119 271 473 45,070
Articles for the personal or official use of Consuls General who are natives or citizens of the country they represent, and who are not engaged in any other business or profession.	United Kingdom..... Australia and Tasmania..... Argentina..... Aust.-Hungary..... Belgium..... China..... Cuba..... France..... Germany..... Italy..... Japan..... Portugal..... Sweden..... United States..... Total		502 10 110 265 20 503 226 549 2,015 60 10 5,061 9,331		512 10 110 265 20 503 226 124 549 2,015 60 4 10 7,500 11,908
Articles for the use of the Army and Navy, viz.: Arms, military stores, munitions of war, and other articles the property of the Imperial Government and to remain the property of such Government; articles consigned direct to officers and men of His Majesty's Imperial Navy, for their own personal use or consumption, on board their own ships.....	United Kingdom..... Australia and Tasmania..... Hong Kong..... Aust.-Hungary..... United States..... Total		9,134 446 676 10,258		9,192 50 446 103 1,456 11,247

SESSIONAL PAPER No. 11

No. 1.—GENERAL STATEMENT OF IMPORTS—*Continued.*

ARTICLES IMPORTED.	COUNTRIES.	IMPORTED.		ENTERED FOR HOME CONSUMPTION.	
		Quantity.	Value.	Quantity.	Value.
			\$		\$
FREE GOODS—					
MISCELLANEOUS ARTICLES— <i>Con.</i>					
Articles ex-warehoused for ship's stores..	United Kingdom..	23,052
	Australia and Tasmania.	2,583
	B. Guiana.....	2
	B. Strait Settlements.....	17
	B. W. Indies.....	148
	Hong Kong.....	414
	Malta.....	64
	New Zealand.....	295
	Cuba.....	876
	Egypt.....	90
	France.....	3,091
	Germany.....	376
	Greece.....	17
	Holland.....	271
	Italy.....	19
	Philippines.....	421
	Portugal.....	29
	Norway.....	86
	Spain.....	517
	United States.....	681,905
	Total.....	714,273
Articles ex-warehoused for Excise purposes to be manufactured in bond, not elsewhere specified....	United Kingdom..	29
Bacteriological products or serum for subcutaneous injection.....	United Kingdom..	12,438	12,438
	France.....	3,238	3,238
	Germany.....	52	52
	Italy.....	32	32
	United States.....	79,981	79,981
	Total.....	95,741	95,741
Barrels or packages of Canadian manufacture which have been exported, filled with Canadian products, when returned, or exported empty and returned filled with foreign products.....	United Kingdom..	11,714	11,714
	Bermuda.....	6	6
	Newfoundland and Labrador.....	122	122
	Belgium.....	23	23
	Miquelon and St. Pierre.....	89	89
	United States.....	96,174	96,174
	Total.....	108,128	108,128
Bird skins and skins of animals not native to Canada, and fish skins for taxidermic purposes, not further manufactured than prepared for preservation.....	B. Strait Settlements.....	231	231
	Germany.....	3	3
	United States.....	713	713
	Total.....	947	947

3 GEORGE V., A. 1913

No. 1.—GENERAL STATEMENT OF IMPORTS—Continued.

ARTICLES IMPORTED.	COUNTRIES.	IMPORTED.		ENTREED FOR HOME CONSUMPTION.	
		Quantity.	Value.	Quantity.	Value.
FREE GOODS. MISCELLANEOUS ARTICLES— <i>Con.</i>			\$		\$
Botanical, entomological and mineralogical specimens.....	United Kingdom..	148	148
	Alaska.....	50	50
	Germany.....	25	25
	United States.....	4,966	4,966
	Total	5,189	5,189
Cabinets of coins, collections of medals and collections of postage stamps.....	United Kingdom..	198	198
	Belgium.....	40	40
	United States.....	622	622
	Total.....	860	860
Collections of antiquities when imported for or by public museums, public libraries, universities, colleges or schools, and which are to be placed in such institutions.....	United Kingdom..	19,230	19,230
	France.....	1,000	1,000
	United States.....	297	297
	Total.....	20,527	20,527
Clothing and books, donations of, for charitable purposes.....	United Kingdom..	2,954	2,954
	Newfoundland and Labrador.....	126	126
	France.....	85	85
	Germany.....	15	15
	United States.....	17,521	17,521
	Total.....	20,701	20,701
Coffee, green, imported direct from the country of growth and production or purchased in bond in the United Kingdom.....		Lbs.		Lbs.	
	United Kingdom..	951,367	158,449	951,367	158,449
	Aden	72,820	11,316	72,820	11,316
	B. India.....	6,660	1,140	6,660	1,140
	B. Strait Settlements.....	7,776	1,294	7,776	1,294
	B. W. Indies	472,379	63,835	472,379	63,835
	Brazil	7,658,212	1,084,833	7,658,212	1,084,833
	C. A. States, Costa Rico.....	252,811	41,517	252,811	41,517
	C. A. States, Guatemala.....	269,667	47,979	269,667	47,979
	C. A. States, Salvador.....	391,545	55,003	391,545	55,003
	Dutch E. Indies ..	65,036	12,250	65,036	12,250
	Ecuador.....	9,965	1,694	9,965	1,694
	Hawaii.....	53,155	8,809	53,155	8,809
	Mexico.....	525,108	83,941	525,108	83,941
	Porto Rico.....	1,050	272	1,050	272
	San Domingo.....	20,635	2,806	20,635	2,806
	Turkey in Asia.....	94,695	13,478	94,695	13,478
	U. S. of Colombia..	512,551	72,665	512,551	72,665
	Venezuela.....	872,080	147,173	872,080	147,173
	Total	12,237,512	1,808,454	12,237,512	1,808,454

SESSIONAL PAPER No. 11

No. 1.—GENERAL STATEMENT OF IMPORTS—*Continued.*

ARTICLES IMPORTED.	COUNTRIES.	IMPORTED.		ENTERED FOR HOME CONSUMPTION.	
		Quantity.	Value.	Quantity.	Value.
FREE GOODS— MISCELLANEOUS ARTICLES— <i>Con.</i>			\$		\$
Ice.....	Hong Kong.....	9	9
	Alaska.....	1,348	1,348
	United States.....	19,891	19,891
	Total.....	21,248	21,248
Models of inventions and other improvements in the Arts, but no article shall be deemed a model which can be fitted for use.....	United Kingdom..	1,640	1,840
	Australia and Tasmania	10	10
	Hong Kong.....	4	4
	Belgium.....	15	15
	Holland.....	167	167
	United States.....	36,385	36,385
	Total.....	38,221	38,421
Paintings in oil or water colours, and pastels, valued at not less than twenty dollars each; paintings and sculptures by artists domiciled in Canada but residing temporarily abroad for purposes of study, under regulations by the Minister of Customs.....	United Kingdom..	411,086	411,266
	B. W. Indies.....	30
	New Zealand.....	27	27
	Aust. Hungary.....	180	180
	Belgium.....	915	915
	France.....	104,115	104,115
	Germany.....	18,118	18,118
	Holland.....	154,745	154,745
	Italy.....	2,272	2,272
	Norway.....	1,300	1,300
	Switzerland.....	2,569	2,569
	United States.....	592,719	593,679
	Total.....	1,288,046	1,289,216
Passover bread.....	United States.....	33,585	33,585
Settlers' effects	United Kingdom..	4,712,943	4,712,943
	Australia and Tasmania.....	8,850	8,850
	Bermuda.....	1,733	1,733
	B.S. Africa.....	3,426	3,426
	B. India.....	1,675	1,675
	B. E. Indies, other.....	270	270
	B. Honduras.....	100	100
	B. W. Indies.....	828	828
	Hong Kong.....	1,376	1,376
	Malta.....	50	50
	Newfoundland and Labrador.....	10,159	10,159
	New Zealand.....	3,460	3,460
	Alaska.....	1,404	1,404
	Aust. Hungary.....	515	515
	Belgium.....	77,574	77,574

3 GEORGE V., A. 1913

No. 1.—GENERAL STATEMENT OF IMPORTS—Continued.

ARTICLES IMPORTED.	COUNTRIES.	IMPORTED.		ENTERED FOR HOME CONSUMPTION.	
		Quantity.	Value.	Quantity.	Value.
FREE GOODS— MISCELLANEOUS ARTICLES— <i>Con.</i>			\$		\$
Settlers' effects— <i>Con.</i>	C.A. States, Costa Rico.....		50		50
	China.....		9,815		9,815
	Cuba.....		925		925
	Denmark.....		553		553
	France.....		49,383		49,383
	Germany.....		102,435		102,435
	Greece.....		200		200
	Greenland and Iceland.....		250		250
	Hawaii.....		1,175		1,175
	Holland.....		2,182		2,182
	Italy.....		1,098		1,098
	Japan.....		6,350		6,350
	Korea.....		70		70
	Mexico.....		4,825		4,825
	Miquelon and St. Pierre.....		450		450
	Norway.....		50		50
	Philippines.....		100		100
	Porto Rico.....		210		210
	Roumania.....		635		635
	Russia in Europe.....		335		335
	Spain.....		200		200
	Sweden.....		130		130
	Switzerland.....		1,189		1,189
	Turkey in Asia.....		75		75
	United States.....		10,138,164		10,138,164
	Total.....		15,145,212		15,145,212
Specimens, models and wall diagrams for illustrations of natural history for universities and public museums.....	United Kingdom.....		203		203
	France.....		1,038		1,038
	Germany.....		479		479
	United States.....		370		370
	Total.....		2,090		2,090
Menageries :—horses, cattle, carriages and harness of.....	Newfoundland and Labrador.....		2,400		2,400
	United States.....		1,019,182		3,962
	Total.....		1,021,582		6,362
Vaccine and ivory vaccine points.....	United Kingdom.....		5		5
	United States.....		14,230		14,230
	Total.....		14,235		14,235

SESSIONAL PAPER No. 11

No. 1.—GENERAL STATEMENT OF IMPORTS—*Continued.*

ARTICLES IMPORTED.	COUNTRIES.	IMPORTED.		ENTERED FOR HOME CONSUMPTION.	
		Quantity.	Value.	Quantity.	Value.
FREE GOODS— MISCELLANEOUS ARTICLES— <i>Con.</i>			\$		\$
Works of Art in bronze cast from models made in Canada and designed by sculptors domiciled therein.....	United Kingdom.....		1,382		1,382
	France.....		10,171		10,461
	United States.....		120		120
	Total		11,673		11,963
Tea of Ceylon, black, imported direct or purchased in bond in the United Kingdom.....		Lbs.		Lbs.	
	United Kingdom..	6,202,840	1,343,163	6,202,840	1,343,163
	B. E. Indies, other.	7,531,662	1,369,747	7,531,662	1,369,747
	Total	13,734,502	2,712,910	13,734,502	2,712,910
Tea of Ceylon, green, imported direct or purchased in bond in the United Kingdom.....					
	United Kingdom..	665,977	120,182	665,977	120,182
	B. E. Indies, other	1,545,271	284,397	1,545,271	284,397
	Total	2,211,248	404,579	2,211,248	404,579
Tea of China, black, imported direct or purchased in bond in the United Kingdom.....					
	United Kingdom..	342,859	58,444	342,859	58,444
	Hong Kong.....	275,995	44,474	275,995	44,474
	China.....	1,439,352	178,041	1,439,352	178,041
	Total	2,058,206	280,959	2,058,206	280,959
Tea of China, green, imported direct or purchased in bond in the United Kingdom					
	United Kingdom..	47,511	8,045	47,511	8,045
	Hong Kong.....	8,731	1,166	8,731	1,166
	China	1,171,582	149,779	1,171,582	149,779
	Total	1,227,824	158,990	1,227,824	158,990
Tea of India, black, imported direct or purchased in bond in the United Kingdom.....					
	United Kingdom..	8,994,974	1,497,490	8,994,974	1,497,490
	B. India	5,648,264	902,370	5,648,264	902,370
	Total	14,643,238	2,399,860	14,643,238	2,399,860
Tea of India, green, imported direct or purchased in bond in the United Kingdom.....					
	United Kingdom..	64,868	11,522	64,868	11,522
	B. India.	394,216	64,916	394,216	64,916
	Total	459,084	76,438	459,084	76,438
Tea of Japan, green, imported direct or purchased in bond in the United Kingdom.....					
	United Kingdom..	10,610	1,266	10,610	1,266
	Japan	3,303,017	550,525	3,303,017	550,525
	Total	3,313,627	551,791	3,313,627	551,791

3 GEORGE V., A. 1913

No. 1.—GENERAL STATEMENT OF IMPORTS—*Continued.*

ARTICLES IMPORTED.	COUNTRIES.	IMPORTED.		ENTERED FOR HOME CONSUMPTION.	
		Quantity.	Value.	Quantity.	Value.
FREE GOODS — MISCELLANEOUS ARTICLES— <i>Con.</i>		Lbs.	\$	Lbs.	\$
Tea of other countries, black, imported direct or purchased in bond in the United Kingdom.....	United Kingdom..	184,578	34,291	184,578	34,291
	Dutch E. Indies..	233,859	41,043	233,859	41,043
	Total	418,437	75,334	418,437	75,334
Tea of other countries, green, imported direct or purchased in bond in the United Kingdom.....	United Kingdom..	5,790	1,081	5,790	1,081
	Dutch E. Indies..	16	5	16	5
	Total	5,806	1,086	5,806	1,086
Coins, British and Canadian, and foreign gold coins	United Kingdom..		226		226
	Hong Kong.....		880		880
	Hawaii		115		115
	Japan		3,160		3,160
	United States.....		24,092,215		24,092,215
	Total		24,096,596		24,096,596
Gold bullion in bars, blocks, ingots, drops, sheets or plates, unmanufactured.....	United Kingdom..		436		436
	Alaska.....		102,877		102,877
	United States.....		877,606		877,606
	Total		980,919		980,919
Silver bullion in bars, blocks, ingots, drops, sheets or plates, unmanufactured.	United Kingdom..		148		148
	Aust.-Hungary....		56		56
	Germany.....		7		7
	United States.....		956,155		956,155
	Total		956,366		956,366
Skelp iron or steel sheared, or rolled in groves, not over four and three-quarter inches in width, when imported by manufacturers for use only in their own factories in the manufacture of tubes of rolled iron or steel, not joined or welded, not more than one and one-half inches in diameter.		Cwt.		Cwt.	
	United States.....	10,730	12,737	10,730	12,737
Paper and materials of paper, gutta percha and imitation rubber, when imported by manufacturers of music rolls for piano players, for use only in the manufacture of such music rolls in their own factories.....	United Kingdom..		480		480
	United States.....		4,285		4,285
	Total		4,765		4,765

SESSIONAL PAPER No. 11

No. 1.—GENERAL STATEMENT OF IMPORTS—*Continued.*

ARTICLES IMPORTED.	COUNTRIES.	IMPORTED.		ENTERED FOR HOME CONSUMPTION.	
		Quantity.	Value.	Quantity.	Value.
FREE GOODS— MISCELLANEOUS ARTICLES--- <i>Con.</i>		Galls.	\$	Galls.	\$
Crude cotton seed oil, when imported by manufacturers of refined cotton seed oil for use only in their own factories in the manufacture of such refined cotton seed oil.....	United States....	725,005	277,417	809,155	315,554
Other free articles	United Kingdom.....		5,507		5,507
	France.....		2,895		2,895
	United States....		36,683		36,683
	Total		45,085		45,085
Total free goods.			215,950,462		212,178,130

3 GEORGE V., A. 1913

No. 1—GENERAL STATEMENT

RECAPITU

TOTALS.	PROVINCES.	IMPORTED.	ENTERED	
			General Tariff.	
		Value.	Value.	Duty.
		\$	\$	\$ cts.
Total dutiable goods.....	Ontario.....	141,834,734	103,167,951	27,101,079 11
	Quebec.....	90,288,938	48,405,352	14,905,356 67
	Nova Scotia.....	12,223,992	4,791,568	1,782,458 22
	New Brunswick.....	5,744,882	3,524,820	1,388,936 19
	Manitoba.....	33,646,322	25,892,299	7,176,416 22
	B. Columbia.....	37,048,244	27,057,823	8,539,843 05
	P. E. Island.....	342,555	207,566	100,574 06
	Alberta.....	11,130,889	9,472,453	2,751,364 35
	Saskatchewan.....	10,390,827	9,877,267	2,349,175 11
	Yukon.....	619,091	607,824	160,863 57
	Territories.....			179 10
Prepaid British postal packages		99,608	99,608	27,500 56
		343,370,082	233,104,531	66,283,746 21
Free goods	Ontario.....	98,427,417		
	Quebec.....	74,060,116		
	Nova Scotia.....	7,061,195		
	New Brunswick.....	6,208,860		
	Manitoba.....	10,577,574		
	B. Columbia.....	12,296,917		
	P. E. Island.....	360,714		
	Alberta.....	2,747,949		
	Saskatchewan.....	3,876,142		
	Yukon.....	333,578		
		215,950,462		
Grand totals.....	Ontario.....	240,262,151	103,167,951	27,101,079 11
	Quebec.....	164,349,054	48,405,352	14,905,356 67
	Nova Scotia.....	19,285,187	4,791,568	1,782,458 22
	New Brunswick.....	11,953,742	3,524,820	1,388,936 19
	Manitoba.....	44,223,896	25,892,299	7,176,416 22
	B. Columbia.....	49,345,161	27,057,823	8,539,843 05
	P. E. Island.....	703,269	207,566	100,574 06
	Alberta.....	13,878,838	9,472,453	2,751,364 35
	Saskatchewan.....	14,266,969	9,877,267	2,349,175 11
	Yukon.....	952,669	607,824	160,863 57
	Territories.....			179 10
Prepaid British postal packages		99,608	99,608	27,500 56
		559,320,544	233,104,531	66,283,746 21

SESSIONAL PAPER No. 11

OF IMPORTS—*Concluded.*

LATION.

FOR CONSUMPTION.

Preferential Tariff.		Treaty Rates Tariff.		Total.	
Value.	Duty.	Value.	Duty.	Value.	Duty.
\$	\$ cts.	\$	\$ cts.	\$	\$ cts.
27,950,930	5,792,547 26	6,372,095	1,433,074 39	137,490,976	34,326,700 76
33,534,708	6,892,805 21	5,228,492	1,249,059 78	87,168,552	23,047,221 66
6,796,775	1,260,303 22	144,365	31,901 74	11,732,708	3,074,663 18
1,943,277	399,818 77	225,321	53,281 62	5,693,418	1,842,036 58
6,729,685	1,376,450 53	957,525	228,977 04	33,579,509	8,781,843 79
9,008,545	1,839,359 65	1,006,347	233,625 86	37,072,715	10,612,828 56
129,528	28,025 72	8,633	2,004 65	345,727	130,604 43
1,481,590	328,932 74	175,207	36,769 95	11,129,250	3,117,067 04
475,557	98,569 73	19,771	4,307 60	10,372,595	2,452,052 44
8,235	1,905 91	2,943	568 94	619,002	163,338 42
.....	179 10
.....	99,608	27,500 56
88,058,830	18,018,718 74	14,140,699	3,273,571 57	335,304,060	87,576,636 52
.....	97,461,395
.....	73,282,958
.....	7,115,043
.....	6,205,722
.....	8,880,020
.....	12,082,236
.....	360,714
.....	2,592,504
.....	3,863,858
.....	333,680
.....	212,178,130
27,950,930	5,792,547 26	6,372,095	1,433,074 39	234,952,371	34,326,700 76
33,534,708	6,892,805 21	5,228,492	1,249,059 78	160,451,510	23,047,221 66
6,796,775	1,260,303 22	144,365	31,901 74	18,847,751	3,074,663 18
1,943,277	399,818 77	225,321	53,281 62	11,899,140	1,842,036 58
6,729,685	1,376,450 53	957,525	228,977 04	42,459,529	8,781,843 79
9,008,545	1,839,359 65	1,006,347	233,625 86	49,154,951	10,612,828 56
129,528	28,025 72	8,633	2,004 65	706,441	130,604 43
1,481,590	328,932 74	175,207	36,769 95	13,721,754	3,117,067 04
475,557	98,569 73	19,771	4,307 60	14,236,453	2,452,052 44
8,235	1,905 91	2,943	568 94	952,682	163,338 42
.....	179 10
.....	99,608	27,500 56
88,058,830	18,018,718 74	14,140,699	3,273,571 57	547,482,190	87,576,036 52

3 GEORGE V., A. 1913

No. 2.— ABSTRACT BY COUNTRIES

COUNTRIES.	IMPORTS.			General Tariff.	
	Dutiable.	Free.	Total.		
	Value.	Value.	Value.	Value.	Duty.
	\$	\$	\$	\$	\$ cts.
United Kingdom	89,823,419	27,364,012	117,192,431	9,593,948	5,628,245 10
Aden	11,316	11,316
Bermuda	78	8,918	8,996	69	17 20
British East Africa	242,415	242,415	242,415	58,174 72
" South Africa	40,421	101,708	142,129	81	15 65
" India	1,204,095	1,632,982	2,837,077	73,120	12,633 59
" Strait Settlements.....	188,359	247,561	435,920	8,134	3,320 68
" East Indies, all other	54,173	1,694,295	1,748,468	3,427	996 72
" Guiana.....	5,000,360	4,270	5,004,630	16,894	170,044 85
" Honduras	14	100	114	14	4 20
" West Indies.....	4,162,967	1,382,894	5,545,861	60,627	99,971 96
" Oceania: Australia and Tas- mania.....	255,384	170,397	425,781	226,851	86,074 14
" Oceania: New Zealand	569,723	753,820	1,323,543	46,789	7,254 46
" " All other	130,311	70	130,331	7	1 75
Falkland Islands.....	710	710
Gibraltar.....	176	176	88	33 90
Hong Kong.....	510,460	279,469	789,929	484,395	305,449 48
Malta.....	2,421	50	2,471	3,657	3,428 00
Newfoundland and Labrador	17,781	1,824,265	1,842,046	17,622	3,077 98
Total British Empire	102,207,557	35,476,837	137,684,394	10,688,138	6,378,744 38
Alaska	1,200	163,949	165,149	300	300 00
Argentina	38,800	2,968,769	3,007,569	27,300	3,317 75
Austria-Hungary	1,489,125	44,150	1,533,275	977,727	227,201 53
Azores and Madeira Islands	488	488	488	148 25
Belgium.....	2,573,448	1,109,312	3,682,760	2,234,487	434,757 03
Brazil.....	9,211	1,094,610	1,103,821	3,370	536 99
Can. Am. States: Costa Rico.....	41,567	41,567
" Guatemala.....	22,993	48,171	71,164	28,193	6,315 91
" Nicaragua	22,572	22,572	1,580	538 64
" Salvador.....	55,003	55,003
Chili.....	84	305,584	305,668	71	42 41
China	168,748	442,563	611,311	155,384	64,037 63
Cuba.....	1,456,731	314,143	1,770,874	1,108,631	691,948 58
Denmark.....	20,048	28,261	48,309	20,103	4,043 15
Danish West Indies.....	77,257	1,125	78,382	75,454	27,459 12
Dutch West Indies.....	378	378
" East Indies	1,317,426	54,543	1,371,969	1,771,035	525,811 74
" Guiana.....	24,865	24,865	47,930	15,041 44
Ecuador.....	4,284	13,115	17,399	4,284	1,499 40
Egypt and Soudan.....	47,987	68	48,055	43,934	61,641 62
France.....	9,766,582	2,119,124	11,885,706	4,401,296	2,258,057 73
French Africa.....	9,180	9,180
" Oceania.....	55	55
" West Indies.....	616	616
Germany.....	7,998,895	3,147,851	11,146,746	7,984,629	2,246,745 17
German Oceania.....	12	12	12	3 00
Greece.....	564,377	240	564,617	552,008	71,681 66
Greenland, Iceland, &c.....	3,734	3,734
Hawaii.....	16,881	17,426	34,307	13,003	4,011 73
Hayti.....	28	28
Holland.....	1,167,072	1,276,194	2,443,266	1,115,489	2,238,731 22
Italy.....	776,133	424,321	1,200,454	534,231	151,689 79
Japan.....	1,639,443	1,212,828	2,902,271	692,198	229,995 88
Korea.....	70	70

SESSIONAL PAPER No. 11
DUTIABLE AND FREE.

ENTERED FOR CONSUMPTION.

Preferential Tariff.		Treaty Rates.		Total Dutiable.	Total Free.	Grand Total.	
Value.	Duty.	Value.	Duty.	Value.	Value.	Value.	Duty.
\$	\$ cts.	\$	\$ cts.	\$	\$	\$	\$ cts.
76,338,907	15,886,719 60	3,671,346	852,075 12	89,514,201	27,392,821	116,907,022	22,367,039 82
.....	69	11,316	11,316
.....	242,415	8,918	8,918	17 20
40,340	4,102 78	40,421	101,708	242,415	58,174 72
1,130,103	88,820 66	1,203,223	1,632,982	142,129	4,118 43
169,753	39,259 42	177,887	247,578	2,836,205	101,454 25
48,165	12,749 16	51,592	1,694,295	425,465	42,580 10
5,304,561	976,566 25	5,321,455	4,272	1,745,887	13,745 88
.....	14	100	5,325,727	1,146,611 10
4,303,657	904,920 79	4,364,284	1,382,793	114	4 20
.....	31,820	7,932 82	258,671	173,030	5,747,077	1,004,892 75
530,437	60,104 02	577,226	754,115	431,701	94,006 96
192,907	45,476 05	192,914	70	1,331,341	67,358 49
.....	88	16 34	176	710	192,984	45,477 80
.....	25,076	5,492 28	509,471	176	710
.....	36	9 90	3,693	279,883	176	50 24
.....	17,622	114	789,354	310,941 76
.....	1,824,265	3,807	3,437 90
88,058,830	18,018,718 74	3,728,366	865,526 46	102,475,334	35,508,970	1,841,887	3,077 98
.....	300	163,949	164,249	300 00
.....	11,500	2,875 00	38,800	2,968,769	3,007,569	6,192 75
.....	516,597	134,571 70	1,494,324	44,253	1,538,577	361,773 23
.....	488	488	148 25
.....	340,678	86,477 62	2,575,165	1,111,254	3,686,419	521,234 65
.....	3,370	1,094,610	1,097,980	536 99
.....	41,567	41,567
.....	28,193	48,171	76,364	6,315 91
.....	1,580	1,580	538 64
.....	55,003	55,003
.....	71	305,584	305,655	12 41
.....	155,384	442,563	597,947	64,037 63
.....	1,108,631	380,169	1,488,800	691,948 58
.....	20,103	28,261	48,364	4,043 15
.....	75,454	1,125	76,579	27,459 12
.....	378	378
.....	1,771,035	54,543	1,825,578	525,811 74
.....	47,980	47,980	15,041 44
.....	4,284	13,115	17,399	1,499 40
.....	43,934	158	44,092	61,641 62
.....	5,223,761	1,178,890 15	9,625,057	2,119,607	11,744,664	3,436,947 88
.....	9,180	9,180
.....	55	55
.....	616	616
.....	7,984,629	3,105,376	11,090,005	2,246,745 17
.....	12	12	3 00
.....	552,008	257	552,265	71,681 66
.....	3,734	3,734
.....	13,003	17,426	30,429	4,011 73
.....	28	28
.....	54,516	15,293 30	1,170,005	1,253,897	2,423,902	2,254,024 52
.....	188,251	45,562 60	722,482	424,340	1,146,822	197,252 39
.....	610,009	157,125 07	1,302,207	1,212,828	2,515,035	387,120 95
.....	70	70

3 GEORGE V., A. 1913

No. 2.—ABSTRACT BY COUNTRIES

COUNTRIES.	IMPORTS.				
	Dutiable.	Free.	Total.	General Tariff.	
	Value.	Value.	Value.	Value.	Duty.
	\$	\$	\$	\$	\$ cts.
Madagascar...	1,896		1,896	1,756	121 00
Mexico.....	15,045	994,672	1,009,717	14,887	4,707 98
Miquelon and St. Pierre Islands....	27,813	4,768	32,581	6,725	1,030 70
Morocco.....		2,500	2,500		
Norway.....	294,836	25,746	320,582	139,137	37,064 89
Peru.....	74,126		74,126	167,136	60,331 59
Persia.....	3,013		3,013	3,013	879 19
Philippines.....	3,863	66,020	69,883	4,405	13,659 90
Porto Rico.....	153	635	788	198	426 60
Portugal.....	199,118	58,157	257,275	201,352	90,568 14
Roumania.....	118	635	753	118	110 44
Russia in Asia.....	1,730		1,730	1,730	526 40
Russia in Europe.....	26,176	312,622	338,798	13,607	4,812 40
San Domingo ..	1,012,462	2,806	1,015,268	1,173,761	345,981 86
Servia.....	270		270	270	67 50
Siam.....		25,649	25,649		
Spain.....	1,203,986	99,721	1,303,707	768,254	120,904 58
Sweden.....	262,994	74,731	337,725	152,921	39,649 39
Switzerland ..	3,459,720	47,477	3,507,197	612,068	128,289 57
Turkey in Africa ..	27		27	27	9 45
Turkey in Asia ..	412,626	26,341	438,967	437,845	79,535 64
Turkey in Europe.....	10,358	23,439	33,797	10,358	2,808 20
Uruguay.....		314,511	314,511		
U. S. of Colombia.....	27,488	73,153	100,641	27,488	7,957 75
United States.....	204,870,045	163,275,062	368,145,107	196,886,150	49,177,584 32
Venezuela.....		148,002	148,002		
Total other countries.....	241,162,525	180,473,625	421,636,150	222,416,393	59,382,554 86
Duty on articles lower than home trade price.....					86,354 25
Additional duties.....					436,092 72
Grand Total	343,370,082	215,950,462	559,320,544	233,104,531	66,283,746 21

SESSIONAL PAPER No. 11

DUTIABLE AND FREE.

ENTERED FOR CONSUMPTION.

Preferential Tariff.		Treaty Rates.		Total Dutiable.	Total Free.	Grand Total.	
Value.	Duty.	Value.	Duty.	Value.	Value.	Value.	Duty.
\$	\$ cts.	\$	\$ cts.	\$	\$	\$	\$ cts.
.....	1,756	1,756	121 00
.....	14,887	994,670	1,009,557	4,707 98
.....	416	83 73	7,141	4,768	11,909	1,114 48
.....	2,500	2,500
.....	151,790	54,913 11	290,927	25,832	316,759	71,978 00
.....	167,136	167,136	60,331 59
.....	3,013	3,013	879 19
.....	4,405	66,441	70,846	13,659 90
.....	198	635	833	426 60
.....	201,352	58,190	259,542	90,568 14
.....	118	635	753	110 44
.....	1,730	1,730	526 40
.....	9,553	2,427 32	23,160	312,622	335,782	7,239 72
.....	1,173,761	2,806	1,176,567	345,981 86
.....	270	270	67 50
.....	25,649	25,649
.....	404,719	113,417 61	1,172,973	100,238	1,273,211	234,321 59
.....	102,082	25,888 79	255,003	74,731	329,734	65,538 18
.....	2,798,461	590,519 66	3,410,529	47,477	3,458,006	718,809 23
.....	27	27	9 45
.....	437,845	23,647	461,492	79,535 64
.....	10,358	23,439	33,797	2,808 20
.....	314,511	314,511
.....	27,488	73,153	100,641	7,957 75
.....	196,886,150	159,468,328	356,354,478	49,177,584 32
.....	148,002	148,002
.....	10,412,333	2,408,045 11	232,828,726	176,669,160	409,497,886	61,790,599 97
.....	86,354 25
.....	436,092 72
88,058,830	18,018,718 74	14,140,699	3,273,571 57	335,304,060	212,178,130	547,482,190	87,576,036 52

3 GEORGE V., A. 1913

No. 3.—GENERAL STATEMENT by Countries of the Total Quantities and Values of Merchandise exported from the Dominion of Canada, distinguishing Canadian Produce and Manufactures from those of Other Countries, during the twelve months ended March 31, 1912.

ARTICLES EXPORTED.	COUNTRIES.	GOODS, THE PRODUCE OF CANADA.		GOODS, NOT THE PRODUCE OF CANADA.		TOTAL EXPORTS.	
		Quantity.	Value.	Q'ty.	Value.	Quantity.	Value.
THE MINE.		Lbs.	\$	Lbs.	\$	Lbs.	\$
Arsenic..	United Kingdom	309,674	5,661	309,674	5,661
	United States...	4,060,403	76,573	576	15	4,060,979	76,588
	Total	4,370,077	82,234	576	15	4,370,653	82,249
Asbestos		Tons.		Tons.		Tons.	
	United Kingdom	7,314	168,424	7,314	168,424
	B. Oceania, Aust- ralia and Tas- mania	25	600	25	600
	B. W. Indies	5	5
	Aust. Hungary..	35	1,010	35	1,010
	Belgium	2,511	72,950	2,511	72,950
	France.....	2,613	58,098	2,613	58,098
	Germany.	390	19,895	390	19,895
	Italy	75	4,358	75	4,358
	United States...	63,353	1,772,474	63,353	1,772,474
	Total	76,316	2,097,814	76,316	2,097,814
Barytes, ground and un- ground		Cwt.		Cwt.		Cwt.	
	United States...	68	114	68	114
Coal		Tons.		Tons.		Tons.	
	United Kingdom	33,976	130,995	33,976	130,995
	Bermuda	13,937	62,323	13,937	62,323
	B. South Africa.	2,500	10,425	2,500	10,425
	B. Guiana.....	343	1,372	343	1,372
	B. W. Indies...	3,144	13,098	3,144	13,098
	B. Oceania, Aust- ralia and Tas- mania	49,691	177,260	49,691	177,260
	Newfoundland and Labrador.	224,166	615,230	335	2,446	224,501	617,676
	Alaska.....	67,246	304,402	2	163	67,248	304,565
	Argentina.....	7,079	23,833	7,079	23,833
	Belgium.....	306	996	306	996
	Chili.....	5,620	19,669	5,620	19,669
	China	6,765	21,270	6,765	21,270
	Cuba.....	5,010	21,590	5,010	21,590
	Denmark.....	138	448	138	448
	Germany.....	219	933	219	933
	Holland.....	821	3,430	821	3,430
	Japan.....	16,801	58,773	16,801	58,773
	Mexico.....	45,310	159,345	45,310	159,345
	Miquelon and St. Pierre.....	9,698	30,205	50	360	9,748	30,565
	Peru.....	1,052	3,682	1,052	3,682
	Philippines.....	807	2,824	807	2,824
	Portuguese Africa.....	7,866	20,340	7,866	20,340
	San Domingo...	250	1,000	250	1,000
	Spain.....	453	1,471	453	1,471
	United States...	991,558	2,653,214	88,639	126,100	1,080,197	2,779,314
	Total	1,494,756	4,338,128	89,026	129,069	1,583,782	4,467,197

SESSIONAL PAPER No. 11

No. 3.—GENERAL STATEMENT OF EXPORTS—*Continued.*

ARTICLES EXPORTED.	COUNTRIES.	GOODS, THE PRODUCE OF CANADA.		GOODS, NOT THE PRODUCE OF CANADA.		TOTAL EXPORTS.	
		Quantity.	Value.	Q'ty.	Value.	Quantity.	Value.
THE MINE— <i>Con.</i>		Tons.	\$	Tons.	\$	Tons.	\$
Felspar.....	United States...	16,639	58,160	16,639	58,160
Gold bearing quartz, dust, nuggets, &c.....	United Kingdom		21,010		21,010
	Hong Kong.....		39,224		39,224
	Alaska.....		612		612
	United States...		7,132,546	18,046		7,150,592
	Total		7,193,392	18,046		7,211,438
Gypsum or plaster—crude	Newfoundland and Labrador.	1,540	1,977	1,540	1,977
	United States...	355,962	420,529	355,962	420,529
	Total	357,502	422,506	357,502	422,506
Metals, viz:—		Lbs.		Lbs.		Lbs.	
Copper, fine, contained in ore, matte, regulus, &c.....	United Kingdom	5,238,110	396,955	5,238,110	396,955
	Newfoundland and Labrador.	100	5	100	5
	United States...	51,188,770	5,249,246	51,188,770	5,249,246
	Total	56,426,980	5,646,206	56,426,980	5,646,206
Lead, metallic, con- tained in ore, &c.....	United States..	113,940	3,151	113,940	3,151
Lead, pig..	Newfoundland and Labrador.	1,795	121	1,795	121
	United States...	71,961	2,806	71,961	2,806
	Total	71,961	2,806	1,795	121	73,756	2,927
Nickel, fine, contained in ore, matte or speiss	United Kingdom	5,156,464	768,232	5,156,464	768,232
	United States...	28,074,244	2,975,688	28,074,244	2,975,688
	Total	33,230,708	3,743,920	33,230,708	3,743,920
Platinum, contained in concentrates or other forms.....		Oz.		Oz.		Oz.	
	United Kingdom	4	100	4	100
	United States..	44	2,478	136	7,928	180	10,406
	Total	48	2,578	136	7,928	184	10,506
Silver, metallic, con- tained in ore, concen- trates, &c.....	United Kingdom	7,664,301	3,916,586	7,664,301	3,916,586
	Hong Kong.....	763,943	394,978	763,943	394,978
	China.....	155,727	82,634	155,727	82,634
	Germany.....	395,604	197,802	395,604	197,802
	United States...	21,901,141	11,316,409	808	404	21,901,949	11,316,813
	Total	30,882,716	15,908,409	808	404	30,883,524	15,908 813

3 GEORGE V., A. 1913

No. 3.—GENERAL STATEMENT OF EXPORTS—*Continued.*

ARTICLES EXPORTED.	COUNTRIES.	GOODS, THE PRODUCE OF CANADA.		GOODS, NOT THE PRODUCE OF CANADA.		TOTAL EXPORTS.	
		Quantity.	Value.	Q'ty.	Value.	Quantity.	Value.
THE MINE— <i>Con.</i>		Lbs.	\$	Lbs.	\$	Lbs.	\$
Mica.....	United Kingdom	133,733	39,608	1,955	637	135,688	40,245
	France.....	152	50			152	50
	Germany.....	545	134			545	134
	Holland.....	2,040	510			2,040	510
	Switzerland.....	290	159			290	159
	United States...	629,070	217,868	6	8	629,076	217,876
	Total	765,830	258,329	1,961	645	767,791	258,974
Mineral pigment iron oxides, ochres, &c....	United Kingdom	2,248,600	12,086			2,248,600	12,086
	B. Oceania— Australia and Tasmania...	84,000	400			84,000	400
	Argentina.....	75,300	480			75,300	480
	Aust.-Hungary..	44,000	200			44,000	200
	Belgium.....	40,000	140			40,000	140
	Germany.....	553,000	2,824			553,000	2,824
	Holland.....	66,000	320			66,000	320
	Uruguay.....	11,500	68			11,500	68
	United States...	2,380,750	18,630			2,380,750	18,630
	Total	5,503,150	35,148			5,503,150	35,148
	Mineral water... ..		Galls.		Galls.		Galls.
United Kingdom		1,398	892			1,398	892
Bermuda.....		340	124			340	124
B. W. Indies...		2,165	532			2,165	532
Newfound land and Labrador.		164	73	10	9	114	82
United States...		15,978	10,091	6,334	3,170	22,312	13,261
Total		19,985	11,712	6,344	3,179	26,329	14,891
Oil—Mineral, coal and kerosene, refined.....	B. W. Indies....			8	2	8	2
	Newfound land and Labrador.	1,934	156	34,264	1,719	36,198	1,875
	Alaska.....			177	61	177	61
	United States...			6,235	372	6,235	372
	Total	1,934	156	40,684	2,154	42,618	2,310
Ores, viz. :— Antimony.....		Tons.		Tons.		Tons.	
	United States...	1	133			1	133
Corandum.....	United Kingdom	211	21,900			211	21,900
	Belgium.....	101	10,460			101	10,460
	Germany.....	167	16,740			167	16,740
	United States...	795	81,744			795	81,744
	Total	1,277	130,844			1,277	130,844

SESSIONAL PAPER No. 11

No. 3.—GENERAL STATEMENT OF EXPORTS—*Continued.*

ARTICLES EXPORTED.	COUNTRIES.	GOODS, THE PRODUCE OF CANADA.		GOODS, NOT THE PRODUCE OF CANADA.		TOTAL EXPORTS.	
		Quality.	Value.	Q'ty.	Value.	Quantity.	Value.
THE MINE— <i>Con.</i>		Tons.	\$		\$	Tons.	\$
Ores— <i>Con.</i>							
Iron.....	United States...	37,657	133,361	37,657	133,361
Manganese.....	United Kingdom	13	13
	United States...	12	461	1	39	13	500
	Total	12	474	1	39	13	513
Other.	United Kingdom	155	34,896	155	34,896
	Newfoundl a n d and Labrador.	20	478	20	478
	France.....	203	6,329	203	6,329
	Germany.....	24	7,387	24	7,387
	Holland.	60	1,000	60	1,000
	United States...	7,167	338,394	1	23	7,168	338,417
	Total	7,629	388,484	1	23	7,630	388,507
Phosphates.....	Newfoundl a n d and Labrador.	3	100	3	100
Plumbago, crude ore and concentrates		Cwt.		Cwt.		Cwt.	
	United Kingdom	2,700	8,250	2,700	8,250
	B. South Africa.	106	35	106	35
	Belgium....	479	1,415	479	1,415
	France.....	362	662	362	662
	Germany.....	1,310	3,010	1,310	3,010
	United States...	25,798	53,105	25,798	53,105
	Total	30,755	66,477	30,755	66,477
Pyrites.....	United States...	Tons. 27,865	110,109	Tons. 27,865	110,109
Salt.....		Lbs.		Lbs.		Lbs.	
	United Kingdom	30,000	720	30,000	720
	Bermuda.....	500	7	500	7
	B. Oceania: New Zealand.....	67,700	960	67,700	960
	Newfoundl a n d and Labrador.	82,200	629	4,579,815	15,200	4,662,015	15,829
	Alaska.....	900	57	280,000	910	280,900	967
	Miquelon a n d St. Pierre....	313,300	799	313,300	799
	United States...	126,000	3,038	1,117,380	4,441	1,243,380	7,479
	Total.....	307,300	5,411	6,290,495	21,350	6,597,795	26,761
Sand and gravel.....		Tons.		Tons.		Tons.	
	Alaska.....	12	15	12	15
	United States...	585,350	415,289	522	172	585,872	415,461
	Total.....	585,362	415,304	522	172	585,884	415,476

3 GEORGE V., A. 1913

No. 3.—GENERAL STATEMENT OF EXPORTS—*Continued.*

ARTICLES EXPORTED.	COUNTRIES.	GOODS, THE PRODUCE OF CANADA.		GOODS, NOT THE PRODUCE OF CANADA.		TOTAL EXPORTS.	
		Quantity.	Value.	Q'ty.	Value.	Quantity.	Value.
THE MINE— <i>Con.</i>		Tons.	\$	Tons.	\$	Tons.	\$
Stone—Ornamental, granite, marble, &c., unwrought.	United States...	132	1,590	34	684	166	2,274
Building, freestone, limestone, &c., unwrought.	Newfoundland and Labrador.	1	3			1	3
	United States...	85,480	24,996			85,480	24,996
	Total.	85,481	24,999			85,481	24,999
For manufacture of grindstones, rough. .	United States...	15	22			15	22
Other Articles.	United Kingdom		29,271		50		29,321
	Bermuda.....		40				40
	B. Guiana		120				120
	B. Oceania:—						
	New Zealand..		90				90
	Newfoundland and Labrador.		115				115
	Aust. Hungary..		200				200
	Belgium.....		15,700				15,700
	France.....		9,348				9,348
	Germany.....		200		50		250
	United States...		187,361		2,137		189,498
	Total.		242,445		2,237		244,682
THE FISHERIES.		Lbs.				Lbs.	
Codfish, including haddock, ling and pollock—fresh.	United Kingdom	14,725	300			14,725	300
	United States...	1,268,245	47,125			1,268,245	47,125
	Total.	1,282,970	47,425			1,282,970	47,425
Dry salted.		Cwt.		Cwt.		Cwt.	
	United Kingdom	38,479	131,998			38,479	131,998
	Bermuda.....	4,364	25,582			4,364	25,582
	B. India.....		2				2
	B. Guiana.....	31,655	182,154	928	3,666	32,583	185,820
	B. Honduras....	257	1,829			257	1,829
	B. W. Indies....	144,416	959,002	2,943	15,509	147,359	974,571
	B. Oceania:—						
	Australia and Tasmania...	14	103			14	103
	Malta, Gogo, and Cypress Isl'nds	288	1,950			288	1,950
	Newfoundland and Labrador.	2,699	11,203			2,699	11,203
	Azores and Madeira Islands..	128	950			128	950
	Brazil.....	96,046	627,922	2,114	12,778	98,160	640,700
	C. A. States:—						
	Costa Rica....	8,529	59,781	813	4,724	9,342	64,505
	Guatemala....	199	1,375			199	1,375
	Honduras.....	51	332			51	332
	Nicaragua....	41	310			41	310
	Panama.....	24,391	176,039	54	240	24,445	176,279

SESSIONAL PAPER No. 11

No. 3.—GENERAL STATEMENT OF EXPORTS—*Continued.*

ARTICLES EXPORTED.	COUNTRIES.	GOODS, THE PRODUCE OF CANADA.		GOODS, NOT THE PRODUCE OF CANADA.		TOTAL EXPORTS.	
		Quantity.	Value.	Q'ty.	Value.	Quantity.	Value.
THE FISHERIES— <i>Con.</i>		Cwt.	\$	Cwt.	\$	Cwt.	\$
Codfish—dry salted— <i>Con.</i>	China	12	105	12	105
	Cuba	59,866	400,869	4,188	18,384	64,054	419,253
	Dan. W. Indies	451	3,312	451	3,312
	Dutch W. Indies	17	118	17	118
	Dutch Guiana	8,745	44,294	8,745	44,294
	French Guiana	56	336	56	336
	Hawaii	2,223	15,457	2,223	15,457
	Hayti	2,342	18,018	2,342	18,018
	Italy	29,683	173,621	29,683	173,621
	Japan	73	341	73	341
	Mexico	1	5	1	5
	Porto Rico	93,508	617,625	54	196	93,562	617,821
	Portugal	6,754	38,819	6,754	38,819
	San Domingo	3,632	23,230	3,632	23,230
	Spain	816	5,550	816	5,550
	U.S. of Colombia	1,471	9,593	1,471	9,593
	United States	97,214	602,252	67	453	97,281	602,705
	Venezuela	203	1,455	203	1,455
	Total	658,624	4,135,532	11,161	56,010	669,785	4,191,542
Codfish—Wet salted	France	154	284	154	284
	United States	11,577	49,305	289	1,274	11,866	50,579
	Total	11,731	49,589	289	1,274	12,020	50,863
" Pickled	United Kingdom	1,220	5,490	1,220	5,490
	United States	1	3	1	3
	Total	1,221	5,493	1,221	5,493
Tongues and Sounds	Bermuda	2	18	2	18
	B. W. Indies	7	16	7	16
	Mexico	2	2
	United States	1,681	32,651	1,681	32,651
	Total	1,690	32,687	1,690	32,687
Mackerel—Fresh	United States	Lbs. 1,031,143	68,175	Lbs.	Lbs. 1,031,143	68,175
" Pickled	Bermuda	Brls. 118	1,179	Brls. 2	24	Brls. 120	1,203
	B. Guiana	233	2,264	60	559	293	2,823
	B. W. Indies	2,091	24,416	2,795	26,109	4,886	50,525
	Can. Am. States: Costa Rica	223	2,848	16	114	239	2,962
	Panama	500	5,914	110	1,013	610	6,927
	Dan. W. Indies	16	165	16	165
	Mexico	1	14	1	14
	Porto Rico	12	160	12	160
	U.S. of Colombia	15	188	15	188
	United States	6,232	99,372	218	2,077	6,450	101,449
	Venezuela	2	30	2	30
	Total	9,443	136,550	3,201	29,896	12,644	166,446

3 GEORGE V., A. 1913

No. 3.—GENERAL STATEMENT OF EXPORTS—*Continued.*

ARTICLES EXPORTED.	COUNTRIES.	GOODS, THE PRODUCE OF CANADA.		GOODS, NOT THE PRODUCE OF CANADA.		TOTAL EXPORTS.	
		Quantity.	Value.	Q'ty.	Value.	Quantity.	Value.
THE FISHERIES— <i>Con.</i>		Lbs.	\$		\$	Lbs.	\$
Halibut—Fresh.....	B. Oceania :— Australia and Tasmania	1,080	43	1,080	43
	All other.. . . .	118	10	118	10
	Newfound land and Labrador..	950	63	950	63
	United States..	2,326,142	129,645	41,390	1,656	2,367,532	131,301
	Total	2,328,290	129,761	41,390	1,656	2,369,680	131,417
" Pickled	United Kingdom	Brls. 4	34	Brls.	Brls. 4	34
	B. Oceania :— Australia and Tasmania... ..	10	100	10	100
	United States...	3	3
	Total	14	137	14	137
Herring—Fresh or frozen	United States...	Lbs. 33,437,708	300,617	Lbs.	Lbs. 33,437,708	300,617
" Pickled	United Kingdom	Brls. 14	61	Brls.	Brls. 14	61
	Bermuda.....	273	887	273	887
	B. Guiana ...	1,820	6,906	35	289	1,855	7,195
	B. W. Indies..	33,363	131,791	7	63	33,370	131,854
	Hong Kong... ..	11,893	33,290	11,893	33,290
	Newfoundland and Labrador..	10	40	10	40
	Cen. Am. States:						
	Costa Rica,...	13	53	13	53
	Panama.....	54	242	2	8	56	250
	China	31,249	86,252	31,249	86,252
	Dan. W. Indies.	203	817	203	817
	Dutch W. Indies	9	27	9	27
	Japan.....	49,083	145,436	49,083	145,436
	Mexico.....	1	4	1	4
	Porto Rico.....	4,061	18,374	4,061	18,374
	U.S. of Colombia	9	40	9	40
	United States..	35,099	70,980	200	600	35,299	71,580
	Total	167,154	495,200	244	960	167,398	496,160
" Canned	Bermuda.....	Lbs.	Lbs. 400	16	Lbs. 400	16
	United States...	131,348	1,553	131,348	1,553
		131,348	1,553	400	16	131,748	1,569
Herring—smoked.....	United Kingdom	41,186	1,180	41,186	1,180
	Bermuda.. . . .	7,954	248	7,954	248
	B. Oceania :— Australia and Tasmania... ..	100	10	100	10
	B. Guiana... ..	84,586	2,071	84,586	2,071
	B. W. Indies..	1,360,904	26,334	1,360,904	26,334
	Newfound land and Labrador..	31,170	1,200	31,170	1,200

SESSIONAL PAPER No. 11

No. 3.—GENERAL STATEMENT OF EXPORTS—*Continued.*

ARTICLES EXPORTED.	COUNTRIES.	GOODS, THE PRODUCE OF CANADA.		GOODS, NOT THE PRODUCE OF CANADA.		TOTAL EXPORTS.	
		Quantity.	Value.	Q'ty.	Value.	Quantity.	Value.
THE FISHERIES— <i>Con.</i>		Lbs.	\$	Lbs.	\$	Lbs.	\$
Herring—smoked— <i>Con.</i>	Belgium.....	1,700	59	1,700	59
	Brazil.....	3,700	119	3,700	119
	C. Am. States:—						
	Costa Rica....	250	8	250	8
	Panama.....	13,050	436	13,050	436
	Cuba.....	2,970	81	2,970	81
	Dan. W. Indies.	200	7	200	7
	Dutch Guiana...	10,800	252	10,800	252
	Hayti.....	52,700	1,054	52,700	1,054
	Mexico.....	156	2	156	2
	Miquelon and St. Pierre.....	200	6	200	6
	San Domingo...	10,000	200	10,000	200
	United States...	1,047,053	27,524	1,047,053	27,524
	Total.....	2,668,679	60,791	2,668,679	60,791
Sea-fish other—Fresh....	United States...	7,894,854	453,828	8,000	400	7,902,854	454,228
		Brls.				Brls.	
" Pickled..	B. Guiana.....	629	1,950	629	1,950
	B. W. Indies...	4,917	32,226	4,917	32,226
	Brazil.....	15	105	15	105
	C. Am. States:—						
	Costa Rica....	13	82	13	82
	Panama.....	32	215	32	215
	Dan. W. Indies..	16	119	16	119
	Dutch Guiana...	70	524	70	524
	France.....	100	2,000	100	2,000
	Hayti.....	340	2,210	340	2,210
	United States..	4,353	26,301	4,353	26,301
	Total.....	10,485	65,732	10,485	65,732
" Preserved		Lbs.		Lbs.		Lbs.	
	United Kingdom	18,720	1,093	18,720	1,093
	Bermuda.....	6,567	347	2,100	109	8,667	456
	B. Guiana.....	39,700	898	39,700	898
	B. W. Indies...	396,553	8,447	396,553	8,447
	B. Oceania:—						
	Australia and Tasmania...	6,140	1,041	6,140	1,041
	New Zealand..	500	65	500	65
	Newfound land and Labrador.	8,840	428	8,840	428
	Alaska.....	108	18	276	63	384	81
	China.....	418,000	5,208	418,000	5,208
	Cuba.....	6,450	194	6,450	194
	Hayti.....	55,625	1,114	55,625	1,114
	Japan.....	240,000	3,000	240,000	3,000
	San Domingo...	30,000	600	30,000	600
	United States..	1,292,348	40,301	11,559	1,344	1,303,907	41,645
	Total.....	2,519,551	62,754	13,935	1,516	2,533,486	64,270

3 GEORGE V., A. 1913

No. 3.—GENERAL STATEMENT OF EXPORTS—Continued.

ARTICLES EXPORTED.	COUNTRIES.	GOODS, THE PRODUCE OF CANADA.		GOODS, NOT THE PRODUCE OF CANADA.		TOTAL EXPORTS.		
		Quantity.	Value.	Q'ty.	Value.	Quantity.	Value.	
THE FISHERIES— <i>Con.</i>		Brls.	\$		\$	Brls.	\$	
Oysters—Fresh.....	United Kingdom	40	431	40	431	
	Newfoundland and Labrador.	8	54	8	54	
	Miquelon and St. Pierre.....	27	156	27	156	
	United States...	512	5,213	512	5,213	
	Total.....	587	5,854	587	5,854	
" Preserved in cans	Alaska.....	Lbs.	Lbs.	36	Lbs.	192	
Lobsters—Fresh.....	United States...	Brls 44,181	566,946	Brls.	Brls. 44,181	566,946	
		Lbs.	\$	Lbs.	\$	Lbs.	\$	
Lobsters—canned.....	United Kingdom	3,108,550	1,078,898	10,360	2,200	3,118,910	1,081,098	
	Bermuda.....	168	62	168	62	
	B. Guiana.....	5,656	1,377	5,656	1,377	
	B. W. Indies....	3,092	598	3,092	598	
	B. Oceania :—							
	Australia and Tasmania....	1,750	324	1,750	324	
	New Zealand...	5,068	1,040	5,068	1,040	
	Alaska.....	192	100	192	100	
	Belgium.....	320,302	96,099	320,302	96,099	
	Denmark.....	101,834	31,643	101,834	31,643	
	France.....	2,965,700	760,106	2,965,700	760,106	
	Germany.....	299,117	102,684	299,117	102,684	
	Holland.....	35,430	10,209	35,430	10,209	
	Mexico.....	1,140	401	1,140	401	
	Norway.....	39,230	12,860	39,230	12,860	
	Russia in Europe	6,970	2,315	6,970	2,315	
	Sweden.....	261,952	84,001	261,952	84,001	
	Turkey in Europe	5,900	1,900	5,900	1,900	
	United States...	2,776,897	895,961	2,776,897	895,961	
	Total.	9,938,948	3,080,578	10,360	2,200	9,949,308	3,082,778	
	Bait—clams or other.....	United States...	Brls. 54,201	102,475	Brls. 54,201	102,475
			Lbs.				Lbs.	
Salmon—fresh.....	United Kingdom	417,090	46,806	417,090	46,806	
	B. W. Indies...	900	80	900	80	
	B. Oceania :—							
	Australia and Tasmania....	1,250	50	1,250	50	
	All other.....	100	9	100	9	
	Hong Kong.....	2,500	100	2,500	100	
	France.....	79,332	6,161	79,332	6,161	
	Germany.....	64,972	7,362	64,972	7,362	
	Hawaii.....	1,722	172	1,722	172	
	United States...	1,485,409	139,313	1,485,409	139,313	
Total.....	2,053,275	200,053	2,053,275	200,053		

3 GEORGE V., A. 1913

No. 3.—GENERAL STATEMENT OF EXPORTS—*Continued.*

ARTICLES EXPORTED.	COUNTRIES.	GOODS, THE PRODUCE OF CANADA.		GOODS, NOT THE PRODUCE OF CANADA.		TOTAL EXPORTS.	
		Quantity.	Value.	Q'ty.	Value.	Quantity.	Value.
THE FISHERIES— <i>Con.</i>		Brls.	\$	Brls.	\$	Brls.	\$
Salmon—Pickled.....	United Kingdom	3	47			3	47
	Bermuda.	27	337			27	337
	B. Guiana.....	37	505			37	505
	B. Honduras....	20	400			20	400
	B. W. Indies....	576	8,867			576	8,867
	Newfoundl a n d and Labrador.	2	16			2	16
	Brazil.....	29	435			29	435
	Cen. Am. States:						
	Costa Rica....	23	298			23	298
	Nicaragua.	2	42			2	42
	Panama.....	57	923			57	923
	China.....	455	2,321			455	2,321
	Cuba.....	4	53			4	53
	Denmark.....	131	3,038			131	3,038
	Dan. W. Indies.	14	121			14	121
	Dutch Guiana ..	210	3,146			210	3,146
	Germany.	6,086	141,975			6,086	141,975
	Japan.....	4,847	28,005			4,847	28,005
	Sweden.....	10	150			10	150
	U. S. of Colom- bia.....	4	45			4	45
	United States...	4,075	89,566			4,075	89,566
	Total.....	16,612	280,290			16,612	280,290
Salmon or Lake trout....	United States...	Lbs. 243,383	14,678			Lbs. 243,383	14,678
Fish all other—fresh.	B. Oceania :—						
	Australia and Tasmania....		120				120
	All other.....		35				35
	Newfoundl a n d and Labrador.		25				25
	Alaska.....		1				1
	Japan.....		10				10
	United States...		1,284,826		1,118		1,285,944
	Total... ..		1,285,017		1,118		1,286,135
" pickled.. . . .		Brls.				Brls.	
	United Kingdom	12	156			12	156
	Bermuda.. . .	2	10			2	10
	B. W. Indies....	1,217	8,619			1,217	8,619
	B. Oceania :—						
	Australia and Tasmania.. .	1	15			1	15
	Alaska.....	2	19			2	19
	Cen. Am. States:						
	Costa Rica....	5	27			5	27
	Panama.....	10	60			10	60
	China.....	1,390	5,718			1,390	5,718
	Denmark.....	36	524			36	524
	Dan. W. Indies.	2	13			2	13
	Dutch Guiana..	56	369			56	369
	Germany.	40	740			40	740
	Japan.....	1,985	10,135			1,985	10,135
	United States...	2,443	22,152			2,443	22,152
	Total	7,201	48,557			7,201	48,557

SESSIONAL PAPER No. 11

No. 3.—GENERAL STATEMENT OF EXPORTS—*Continued.*

ARTICLES EXPORTED.	COUNTRIES.	GOODS, THE PRODUCE OF CANADA.		GOODS, NOT THE PRODUCE OF CANADA.		TOTAL EXPORTS.	
		Quantity.	Value.	Q'ty.	Value.	Quantity.	Value.
THE FISHERIES— <i>Con.</i>		Galls.	\$		\$	Galls.	\$
Fish oil— Cod.....	United Kingdom	27,089	11,331	27,089	11,331
	B. W. Indies....	1,585	344	1,585	344
	Newfoundland and Labrador.	1,240	268	1,240	268
	United States...	100,297	43,738	100,297	43,738
	Total	130,211	55,681	130,211	55,681
Seal	United Kingdom	8,625	4,120	8,625	4,120
	United States...	1,282	545	1,282	545
	Total	9,907	4,665	9,907	4,665
Whale.....	United Kingdom	1,837,688	774,395	1,837,688	774,395
	B. Oceania :— Australia and Tasmania...	128	54	128	54
	United States...	585,029	213,740	585,029	213,740
	Total	2,422,845	988,189	2,422,845	988,189
Other.....	United Kingdom	18,627	10,627	18,627	10,627
	United States...	37,809	17,139	37,809	17,139
	Total	56,436	27,766	56,436	27,766
Furs or skins, the produce of fish or marine animals	United Kingdom	52,000	15,000	67,000
	United States...	4,850	4,850
	Total	56,850	15,000	71,850
Other articles.	United Kingdom	94,495	94,495
	Hong Kong....	35	35
	China	100	100
	France.....	1,902	1,902
	Germany.	89	89
	Japan	4,910	4,910
	United States...	7,608	432	8,040
	Total.....	109,139	432	109,571
THE FOREST.		Brls.			Brls.		
Ashes—Pot and pearl....	United Kingdom	668	28,998	668	28,998
	Newfoundland and Labrador.	1	21	1	21
	France.....	41	1,685	41	1,685
	United States...	44	1,398	44	1,398
	Total.....	754	32,102	754	32,102
" all other.....	United States...	42,767	105	42,872

3 GEORGE V., A. 1913

No. 3.—GENERAL STATEMENT OF EXPORTS—Continued.

ARTICLES EXPORTED.	COUNTRIES.	GOODS, THE PRODUCE OF CANADA.		GOODS, NOT THE PRODUCE OF CANADA.		TOTAL EXPORTS.	
		Quantity.	Value.	Q'ty.	Value.	Quantity.	Value.
THE FOREST—Con.		Cords.	\$	Cords.	\$	Cords.	\$
Bark for tanning.....	United States...	7,909	46,708	10	60	7,919	46,768
Firewood	Bermuda.....	7	14	7	14
	B. W. Indies...	2	6	2	6
	Newfoundl a n d and Labrador.	15	40	15	40
	Miquelon and St. Pierre.....	176	637	176	637
	United States...	17,593	57,936	17,593	57,936
	Total. ...	17,793	58,633	17,793	58,633
Knees and futtocks.....	United States...	No.				No.	
		7,845	6,631	7,845	6,631
Lathwood.....	United States...	Cords.				Cords.	
		324	1,134	324	1,134
Logs—Cedar, capable of being made into shingle bolts.....	United States...	3,083	15,830	3,083	15,830
Logs— Elnl.....	United Kingdom United States...	M. Ft.				M. Ft.	
		416	5,940	416	5,940
		526	6,999	526	6,999
		942	12,939	942	12,939
Hemlock.....	United States...	1,959	17,339	1,959	17,339
Oak	United States...	17	401	17	401
Pine.....	United Kingdom	12	138	12	138
	United States...	7,955	69,287	7,955	69,287
	Total.....	7,967	69,425	7,967	69,425
Spruce	United States...	8,644	72,708	8,644	72,708
All other	United Kingdom	1,344	21,362	1,344	21,362
	B. South Africa.	4	147	4	147
	Newfoundl a n d and Labrador.	8	80	8	80
	Germany.	31	1,226	31	1,226
	Holland.	30	443	30	443
	United States...	65,174	571,422	65,174	571,422
	Total.....	66,591	594,680	66,591	594,680

SESSIONAL PAPER No. 11

No. 3.—GENERAL STATEMENT OF EXPORTS—*Continued.*

ARTICLES EXPORTED.	COUNTRIES.	GOODS, THE PRODUCE OF CANADA.		GOODS, NOT THE PRODUCE OF CANADA.		TOTAL EXPORTS.	
		Quantity.	Value.	Q'ty.	Value.	Quantity.	Value.
THE FOREST— <i>Con.</i>			\$		\$		\$
Lumber, viz.—Battens...	B. Oceania :—						
	New Zealand..	425				425	
	France.....	13,487				13,487	
	United States...	3,713				3,713	
	Total.....	17,625				17,625	
Basswood.....		M. Ft.				M. Ft.	
	United Kingdom	659	24,303			659	24,303
	B. South Africa.	24	948			24	948
	France.....	116	4,276			116	4,276
	United States...	1,252	33,361			1,252	33,361
	Total.....	2,051	62,888			2,051	62,888
Deals, pine.....		Std. H'd.		Std. H'd.		Std. H'd.	
	United Kingdom	16,671	1,331,006	57	11,583	16,728	1,342,589
	B. South Africa.	453	22,690			453	22,690
	B. Oceania :—						
	New Zealand...	26				26	
	Belgium.....	127	12,197			127	12,197
	Germany.....	52	3,667			52	3,667
	Holland.....	29	1,075			29	1,075
	United States...	816	46,248			816	46,248
	Total.....	18,148	1,416,909	57	11,583	18,205	1,428,492
" Spruce and other...							
	United Kingdom	137,456	5,309,113			137,456	5,309,113
	B. South Africa.	739	27,221			739	27,221
	B. W. Indies...		9				9
	B. Oceania :—						
	Australia and						
	Tasmania ..	1,873	70,452			1,873	70,452
	New Zealand...	23	1,215			23	1,215
	Belgium.....	3	140			3	140
	France..	1,206	55,058			1,206	55,058
	French Africa ..	440	18,148			440	18,148
	Germany.....	11	1,271			11	1,271
	Holland.....	55	3,195			55	3,195
	Spain.....	924	34,000			924	34,000
	Uruguay.....	38	1,685			38	1,685
	United States...	11,494	491,544			11,494	491,544
	Total.....	154,262	6,013,051			154,262	6,013,051
Deal ends.							
	United Kingdom	6,672	281,978			6,672	281,978
	Bermuda.....	12	400			12	400
	B. South Africa.	232	8,132			232	8,132
	B. W. Indies...	13	412			13	412
	B. Oceania :—						
	Australia and						
	Tasmania ..	78	2,232			78	2,232
	France	36	996			36	996
	French Africa ..	6	183			6	183
	Spain	16	195			16	195
	United States...	684	19,567			684	19,567
	Total.....	7,749	314,095			7,749	314,095

3 GEORGE V., A. 1913

No. 3.—GENERAL STATEMENT OF EXPORTS—*Continued.*

ARTICLES EXPORTED.	COUNTRIES.	GOODS, THE PRODUCE OF CANADA.		GOODS, NOT THE PRODUCE OF CANADA.		TOTAL EXPORTS.	
		Quantity.	Value	Q'ty.	Value.	Quantity.	Value.
THE FOREST— <i>Con.</i>		M.	\$		\$	M.	\$
Lumber— <i>Con.</i>							
Laths.	United Kingdom	25,844	58,285			25,844	58,285
	Bermuda.....	227	991			227	991
	B. W. Indies...	175	835			175	835
	B. Oceania :—						
	Australia and						
	Tasmania ..	2,830	8,659			2,830	8,659
	New Zealand..	3,105	7,775			3,105	7,775
	Newfoundland						
	and Labrador.	23	49			23	49
	Argentina.....	100	250			100	250
	Canary Islands..	200	517			200	517
	Mexico.	25	62			25	62
	Miquelon and St.						
	Pierre	18	49			18	49
	United States...	638,545	1,654,822			638,545	1,654,822
	Total.....	671,092	1,732,294			671,092	1,732,294
Palings.....	United Kingdom	60	604			60	604
	United States ..	4,586	12,016			4,586	12,016
	Total.....	4,646	12,620			4,646	12,620
Pickets	United Kingdom	1,263	18,211			1,263	18,211
	B. Oceania :—						
	Australia and						
	Tasmania...	1,316	11,079			1,316	11,079
	Argentina	60	277			60	277
	United States,..	28,220	154,680			28,220	154,680
	Total... ..	30,859	184,247			30,859	184,247
Planks and boards....		M. ft.		M. ft.		M. ft.	
	United Kingdom	96,769	1,962,877	26	2,347	96,795	1,965,224
	Bermuda.	294	4,945			294	4,945
	B. South Africa.	7,123	133,407			7,123	133,407
	B. India.....	1	25			1	25
	B. Guiana	1,060	21,337			1,060	21,337
	B. W. Indies...	11,930	215,364			11,930	215,364
	B. Oceania :—						
	Australia and						
	Tasmania ..	17,338	234,528			17,338	234,528
	New Zealand..	110	2,180			110	2,180
	All other.....	836	19,160			836	19,160
	Gibraltar.....	18	366			18	366
	Newfoundland						
	and Labrador.	230	6,807			230	6,807
	Argentina.....	97,510	2,258,451			97,510	2,258,451
	Azores and Ma-						
	deria Islands..	671	15,860			671	15,860
	Belgium.....	403	10,881			403	10,881
	Brazil	2,202	48,034			2,202	48,034
	Canary Islands..	290	6,090			290	6,090
	C. Am. States:—						
	Honduras	48	1,294			48	1,294
	Panama	20	590			20	590
	Chili.....	1,850	20,150			1,850	20,150
	China.....	145	1,858			145	1,858
	Cuba.....	23,732	417,908			23,732	417,908

SESSIONAL PAPER No. 11

No. 3.—GENERAL STATEMENT OF EXPORTS—*Continued.*

ARTICLES EXPORTED.	COUNTRIES.	GOODS, THE PRODUCE OF CANADA.		GOODS, NOT THE PRODUCE OF CANADA.		TOTAL EXPORTS.	
		Quantity.	Value.	Q'ty.	Value.	Quantity.	Value.
THE FOREST— <i>Con.</i>		M. ft.	\$	M. ft.	\$	M. ft.	\$
Lumber— <i>Con.</i>							
Planks and boards.....	Denmark.....	41	620	41	620
	Dan. W. Indies.	18	361	18	361
	Dutch W. Indies	17	490	17	490
	France.....	240	6,110	240	6,110
	Fr. W. Indies..	189	4,538	189	4,538
	Germany.....	76	2,875	76	2,875
	Hayti.....	62	1,307	62	1,307
	Holland.....	22	868	22	868
	Japan.....	3,802	60,658	3,802	60,658
	Mexico.....	678	13,384	678	13,384
	Miquelon and St. Pierre.....	349	5,648	349	5,648
	Norway.....	404	14,999	404	14,999
	Porto Rico....	3,188	49,166	3,188	49,166
	Portugal.....	1,826	30,132	1,826	30,132
	Portuguese Af- rica.....	75	1,059	75	1,059
	San Domingo...	38	1,026	38	1,026
	Spain.....	129	2,136	129	2,136
	Uruguay.....	5,695	127,596	5,695	127,596
	U. S. of Colom- bia.....	20	560	20	560
	United States...	776,991	13,634,083	1	25	776,992	13,634,108
	Total.....	1,056,440	19,339,728	27	2,372	1,056,467	19,342,100
Scantling.....	United Kingdom	29,222	358,009	29,222	358,009
	Bermuda.....	11	227	11	227
	B. South Africa.	52	687	52	687
	B. Guiana.....	6	30	6	30
	B. W. Indies....	11	206	11	206
	B. Oceania:— Australia and Tasmania ..	506	6,165	506	6,165
	Newfoundl a n d and Labrador.	4	55	4	55
	Argentina.....	9,038	156,784	9,038	156,784
	Cuba.....	112	1,692	112	1,692
	France.....	109	2,792	109	2,792
	Porto Rico....	75	1,125	75	1,125
	Uruguay.....	749	11,977	749	11,977
	United States...	47,953	641,156	47,953	641,156
	Total.....	87,848	1,180,905	87,848	1,180,905
Shingles.....		M.				M.	
	Bermuda.....	75	178	75	178
	B. South Africa.	9	25	9	25
	B. Guiana.....	100	335	100	335
	B. W. Indies....	19,823	26,801	19,823	26,801
	B. Oceania:— New Zealand..	15	30	15	30
	Newfoundl a n d and Labrador.	205	581	205	581
	C. Am. States:— Panama.....	5	9	5	9
	Dan. W. Indies..	4	6	4	6
	Japan.....	14	45	14	45

3 GEORGE V., A. 1913

No. 3.—GENERAL STATEMENT OF EXPORTS—*Continued.*

ARTICLES EXPORTED.	COUNTRIES.	GOODS, THE PRODUCE OF CANADA.		GOODS, NOT THE PRODUCE OF CANADA.		TOTAL EXPORTS.	
		Quantity.	Value.	Q'ty.	Value.	Quantity.	Value.
THE FOREST— <i>Con.</i>		M.	\$	M.	\$	M.	\$
Shingles— <i>Con.</i>	Miquelon and St. Pierre.....	1,016	1,515	1,016	1,515
	Porto Rico.....	42	85	42	85
	United States...	577,167	1,451,878	577,167	1,451,878
	Total	598,475	1,481,488	598,475	1,481,488
Shooks, other.....	United Kingdom.....	116,881	116,881
	Bermuda.....	45,384	45,384
	B. South Africa.....	13,928	13,928
	B. India.....	1,500	1,500
	B. Straits Settle- ments.....	7,084	7,084
	B. Guiana.....	168	168
	B. W. Indies.....	18,415	18,415
	B. Oceania :— Australia and Tasmania.....	9,284	9,284
	All other.....	15,070	15,070
	Newfound land and Labrador.....	265	265
	Belgium.....	1,913	1,913
	Uruguay.....	823	823
	United States...	12,388	12,388
	Total	243,103	243,103
Staves—other and head- ings.....	United Kingdom.....	30,014	30,014
	Bermuda.....	982	2	984
	B. Guiana.....	255	255
	B. W. Indies.....	17,148	17,148
	Newfound land and Labrador.....	315	315
	Cuba.....	1,180	1,180
	Miquelon and St. Pierre.....	157	157
	United States...	35,483	264	35,747
	Total	85,534	266	85,800
All other, N.E.S.	United Kingdom.....	152,356	152,356
	Bermuda.....	919	919
	B. South Africa.....	2,954	2,954
	B. Guiana.....	506	506
	B. W. Indies.....	6,313	6,313
	B. Oceania :— Australia and Tasmania.....	5,812	5,812
	All other.....	12,500	12,500
	Hong Kong.....	3	3
	Newfound land and Labrador.....	964	964
	Alaska.....	75	75
	France.....	2,462	2,462
	Mexico.....	6,985	6,985
	Miquelon and St. Pierre.....	93	93
	United States...	90,235	1,917	92,152
	Total	282,177	1,917	284,094

SESSIONAL PAPER No. 11

No. 3.—GENERAL STATEMENT OF EXPORTS—*Continued.*

ARTICLES EXPORTED.	COUNTRIES.	GOODS, THE PRODUCE OF CANADA.		GOODS, NOT THE PRODUCE OF CANADA.		TOTAL EXPORTS.	
		Quantity.	Value.	Q'ty.	Value.	Quantity.	Value.
THE FOREST— <i>Con.</i>			\$		\$		\$
Match blocks.....	United Kingdom.....		364				364
	Bermuda.....		100				100
	United States....		2,263				2,263
	Total		2,727				2,727
		No.				No.	
Masts and spars	Bermuda.....	47	75			47	75
	B. Guiana	8	240			8	240
	B. W. Indies ...	216	3,013			216	3,013
	Newfound land and Labrador.	4	300			4	300
	Cuba	86	567			86	567
	Miquelon and St. Pierre	6	62			6	62
	United States...	360	1,881			360	1,881
	Total	727	6,138			727	6,138
Piling.....	Newfound land and Labrador.		368				368
	Porto Rico.....		12				12
	United States...		202,374				202,374
	Total		202,754				202,754
Poles—Hop, hoop, tele- graph and other.....	United States...		74,190		29		74,219
Posts — Cedar, tamarac, and other.....	United States...		30,229				30,229
Shingle bolts, of pine or cedar.....	United States...	Cords. 9,799	31,875			Cords. 9,799	31,875
Sleepers and railroad ties.	B. India	No. 5	2			No. 5	2
	United States...	801,832	232,167			801,832	232,167
	Total	801,837	232,169			801,837	232,169
Stave bolts.....	United States...	Cords. 60	679			Cords. 60	679
Timber, square, viz.:—		Tons.		Tons.		Tons.	
Ash.....	United Kingdom	64	1,067			64	1,067
Birch.....	United Kingdom	13,079	156,395			13,079	156,395
	Newfoundland and Labrador.	53	555			53	555
	France.....	158	2,075			158	2,075
	Germany	87	1,308			87	1,308
	Holland	21	325			21	325
	Miquelon and St. Pierre.....	7	71			7	71
	United States...	111	1,928			111	1,928
	Total	13,516	162,657			13,516	162,657

3 GEORGE V., A. 1913

No. 3.—GENERAL STATEMENT OF EXPORTS—Continued.

ARTICLES EXPORTED.	COUNTRIES.	GOODS, THE PRODUCE OF CANADA.		GOODS, NOT THE PRODUCE OF CANADA.		TOTAL EXPORTS.	
		Quantity.	Value.	Q'ty.	Value.	Quantity.	Value.
THE FOREST— <i>Con.</i>		Tons.	\$	Tons.	\$	Tons.	\$
Timber— <i>Con.</i>							
Elm	United Kingdom	3,241	118,018	3,234	107,424	6,475	225,442
	France.....	50	1,530	110	3,994	160	5,524
	United States...	4	90	4	90
	Total . . .	3,295	119,638	3,344	111,418	6,639	231,056
Oak	United Kingdom	7,591	134,829	1,988	52,927	9,579	187,756
	Newfoundl a n d	22	105	22	105
	and Labrador.	46	749	1	25	47	774
	United States...						
	Total.....	7,659	135,683	1,989	52,952	9,648	188,635
Pine, red	United Kingdom	1,631	39,578	1,631	39,578
Pine, white.....	United Kingdom	20,831	783,588	817	28,212	21,648	811,800
	B. South Africa.	48	747	48	747
	Holland	15	595	15	595
	Total.....	20,894	784,930	817	28,212	21,711	813,142
All other.....	United Kingdom	1,452	16,806	1,452	16,806
	United States...	568	7,952	80	2,938	648	10,890
	Total	2,020	24,758	80	2,938	2,100	27,696
Wood, blocks and other, for pulp.....		Cords.		Cords.		Cords.	
	United States...	879,775	5,697,901	879,775	5,697,901
Other articles of the forest.....	United Kingdom	120	120
	B. W. Indies....	9	9
	B. Oceania—						
	Australia and						
	Tasmania....	89	89
	All other.....	2	2
	United States...	7,520	361	7,881
	Total....	7,740	361	8,101
ANIMALS AND THEIR PRODUCE.		No.		No.		No.	
Animals—							
Horses, one year old or less.....	United States...	18	1,075	4	850	22	1,925

SESSIONAL PAPER No. 11

No. 3.—GENERAL STATEMENT OF EXPORTS—*Continued.*

ARTICLES EXPORTED.	COUNTRIES.	GOODS, THE PRODUCE OF CANADA.		GOODS, NOT THE PRODUCE OF CANADA.		TOTAL EXPORTS.	
		Quantity.	Value.	Q'ty.	Value.	Quantity.	Value.
ANIMALS, ETC.— <i>Con.</i>		No.	\$	No.	\$	No.	\$
Animals— <i>Con.</i>							
Horses, over one year old.....	United Kingdom	138	35,650	138	35,650
	Bermuda.....	67	16,000	67	16,000
	B. South Africa.	1	300	1	300
	B. Guiana.....	6	1,100	6	1,100
	B. W. Indies....	35	9,325	35	9,325
	Newfoundl a n d and Labrador.	138	16,065	138	16,065
	Mexico.....	2	400	2	400
	Miquelon and St. Pierre.....	1	120	1	120
	United States...	1,410	311,564	1,395	543,980	2,805	855,544
	Total.....	1,798	390,524	1,395	543,980	3,193	934,504
Cattle, one year old or less.....	Bermuda.....	1	15	1	15
	Newfoundl a n d and Labrador.	19	79	19	79
	Miquelon and St. Pierre.....	59	182	59	182
	United States...	153	2,840	19	1,725	172	4,565
	Total	232	3,116	19	1,725	251	4,841
Cattle, over one year old.....	United Kingdom	47,868	3,343,625	47,868	3,343,625
	Bermuda..	49	2,655	49	2,655
	B. South Africa.	5	399	5	399
	B. Guiana.....	4	300	4	300
	B. W. Indies....	4	140	4	140
	Newfoundl a n d and Labrador.	2,857	102,756	2,857	102,756
	Belgium.....	114	6,840	114	6,840
	France.....	160	11,520	160	11,520
	Miquelon and St. Pierre.	570	14,269	570	14,269
	United States...	9,654	612,559	130	22,968	9,784	635,527
	Total.....	61,285	4,095,063	130	22,968	61,415	4,118,031
Swine.....	Bermuda.....	48	158	48	158
	B. South Africa.	5	100	5	100
	Newfoundl a n d and Labrador.	771	2,723	771	2,723
	Alaska.....	4	250	4	250
	Miquelon and St. Pierre	335	2,954	335	2,954
	United States...	195	3,843	195	3,843
	Total.....	1,358	10,028	1,358	10,028
Sheep, one year old or less.....	Newfoundl a n d and Labrador.	35	185	35	185
	Miquelon & St. Pierre.....	26	142	26	142
	United States...	5,889	26,949	5,889	26,949
	Total.....	5,950	27,276	5,950	27,276

3 GEORGE V., A. 1913

No. 3.—GENERAL STATEMENT OF EXPORTS—Continued.

ARTICLES EXPORTED.	COUNTRIES.	GOODS, THE PRODUCE OF CANADA.		GOODS, NOT THE PRODUCE OF CANADA.		TOTAL EXPORTS.	
		Quantity.	Value.	Q'ty.	Value.	Quantity.	Value.
ANIMALS, ETC.— <i>Con.</i>		No.	\$	No.	\$	No.	\$
Animals— <i>Con.</i> Sheep over one year old.	United Kingdom	928	6,421	928	6,421
	Bermuda.....	219	1,739	219	1,739
	B. W. Indies. . .	14	132	14	132
	Newfoundl a n d and Labrador..	2,390	12,990	175	858	2,565	13,848
	Miquelon and St. Pierre.....	977	3,757	977	3,757
	United States...	10,940	70,164	190	2,106	11,130	72,270
	Total.....	15,468	95,203	365	2,964	15,833	98,167
Poultry.....	United Kingdom	437	437
	Bermuda.....	186	186
	B. South Africa.	90	90
	B. W. Indies....	58	58
	Newfoundl a n d and Labrador..	5,660	5,660
	Miquelon and St. Pierre.....	497	497
	United States...	65,660	1,799	67,459
	Total.....	72,588	1,799	74,387
Other.....	United Kingdom	1,923	185	2,108
	Bermuda.....	10	10
	Newfoundl a n d and Labrador..	8	8
	Alaska.....	283	20	303
	Japan	80	80
	Miquelon and St. Pierre	5	5
	United States...	22,731	6,248	28,979
	Total.....	25,040	6,453	31,493
Bones.		Cwt.		Cwt.		Cwt.	
	United Kingdom	63	34	63	34
	Hong Kong....	13,206	14,300	13,206	14,300
	Japan.....	583	800	583	800
	United States...	39,453	52,442	39,453	52,442
Butter.....	Total . . .	40,099	53,276	13,206	14,300	53,305	67,576
		Lbs.		Lbs.		Lbs.	
	United Kingdom	7,458,936	1,769,510	7,458,936	1,769,510
	Bermuda.	150,166	41,209	14,322	6,660	164,488	47,869
	B. South Africa.	11,200	2,596	11,200	2,596
	B. Guiana. . . .	18,186	4,865	1,579	395	19,765	5,260
	B. Honduras....	240	86	528	128	768	214
	B. W. Indies....	183,221	54,365	39,552	10,515	222,773	64,880
	Newfoundl a n d and Labrador..	304,088	76,691	300	73	304,388	76,764
	Alaska.	1,096	498	300	135	1,396	633
	C. Am. States:						
	Costa Rica....	430	173	968	257	1,448	430
	Nicaragua	9,368	3,095	2,944	616	12,312	3,711
	Panama	31,395	10,000	11,284	3,310	42,679	13,310
	Cuba.....	411	158	411	158
	Dan. W. Indies.	9,196	2,155	448	98	9,644	2,253
	Japan.....	900	240	900	240

SESSIONAL PAPER No. 11

No. 3.—GENERAL STATEMENT OF EXPORTS—*Continued.*

ARTICLES EXPORTED.	COUNTRIES.	GOODS, THE PRODUCE OF CANADA.		GOODS, NOT THE PRODUCE OF CANADA.		TOTAL EXPORTS.	
		Quantity.	Value.	Q'ty.	Value.	Quantity.	Value.
ANIMALS, ETC.— <i>Con.</i>		Lbs.	\$	Lbs.	\$	Lbs.	\$
Butter— <i>Con.</i>	Mexico.....	674	171	220	53	894	224
	Miquelon & St. Pierre.....	34,173	8,216	112	32	34,285	8,248
	U.S. of Colombia	192	69	192	69
	United States...	630,480	103,819	75	15	630,555	103,834
	Total	8,844,402	2,077,916	72,632	22,287	8,917,034	2,100,203
Casein.....	United States...	1,021,197	38,302	1,021,197	38,302
Cheese.....	United Kingdom	162,395,097	20,733,064	1,262,266	141,231	163,657,363	20,874,295
	Bermuda.....	78,304	10,494	78,304	10,494
	B. South Africa.	191,685	26,873	191,685	26,873
	B. Guiana	51,259	7,872	51,259	7,872
	B. W. Indies...	169,026	26,259	2,833	382	171,859	26,641
	B. Oceania— Australia and Tasmania...	720	58	720	58
	New Zealand...	2,395	645	2,395	645
	Hong Kong.....	8,779	1,407	8,779	1,407
	Newfoundland and Labrador.	347,183	44,435	347,183	44,435
	Alaska.....	209	65	209	65
	China.....	7,335	1,302	7,335	1,302
	Cuba.....	260	53	260	53
	Dan. W. Indies.	19,325	2,704	19,325	2,704
	France	205	38	205	38
	Japan.....	7,973	1,419	7,973	1,419
	Korea.....	30	6	30	6
	Mexico.....	317	56	317	56
	Miquelon and St. Pierre....	2,008	274	2,008	274
	Spain	983	141	983	141
	United States..	167,591	31,653	163,591	29,414	331,182	61,067
	Total	163,450,684	20,888,818	1,428,690	171,027	164,879,374	21,059,845
Eggs.....	United Kingdom	Doz. 129,830	37,800	Doz.	Doz. 129,830	37,800
	Bermuda.....	6,434	1,783	6,434	1,783
	Newfoundland and Labrador.	34,214	9,285	34,214	9,285
	Alaska.....	440	219	575	318	1,015	537
	Cuba.....	60	14	60	14
	Miquelon and St. Pierre.....	14,850	3,096	14,850	3,096
	United States...	17,403	4,527	9,665	1,743	27,068	6,270
	Total	203,231	56,724	10,240	2,061	213,471	58,785
Furs— Dressed	United Kingdom	10,147	298	10,445
	Belgium.....	294	294
	France.....	1,384	2,147	3,531
	Germany	1,260	3,131	4,391
	United States..	30,022	6,363	36,385
	Total	43,107	11,939	55,046

3 GEORGE V., A. 1913

No. 3.—GENERAL STATEMENT OF EXPORTS—*Continued.*

ARTICLES EXPORTED.	COUNTRIES.	GOODS, THE PRODUCE OF CANADA.		GOODS, NOT THE PRODUCE OF CANADA.		TOTAL EXPORTS.	
		Quantity.	Value.	Qty.	Value.	Quantity.	Value.
ANIMALS, ETC.— <i>Con.</i>			\$		\$		\$
Furs, undressed.	United Kingdom		1,717,365		29,664		1,747,029
	B. India		110				110
	B. Oceania—						
	Australia and		360				360
	Tasmania.....		130				130
	New Zealand....						
	Newfound land		1,994				1,994
	and Labrador.		3,888		25		3,913
	Alaska.....		2,028				2,028
	Belgium.....		300				300
	China.....		10				10
	Denmark.....		4,129		4,204		8,333
	France.....		48,666		9,819		58,485
	Germany.....		130				130
	Holland.....		2,019,296		69,645		2,088,941
	United States..						
	Total		3,798,406		113,357		3,911,763
		Lbs.		Lbs.		Lbs.	
Grease and grease scraps..	United Kingdom	34,542	3,712			34,542	3,712
	B. W. Indies ...	1,000	25			1,000	25
	B. Oceania—						
	Australia and			1,000	70	1,000	70
	Tasmania						
	New Zealand ...	2,100	80			2,100	80
	Newfound land						
	and Labrador.	450	70			450	70
	Germany.....	160,909	16,539			160,909	16,539
	Holland.....	31,500	3,500			31,500	3,500
	United States...	1,921,543	41,730	12,620	797	1,934,163	42,527
	Total.	2,152,044	65,656	13,620	867	2,165,664	66,523
Glue stock	United Kingdom		1,626				1,626
	B. W. Indies ...		4				4
	France.....		154				154
	United States...		8,637				8,637
	Total		10,421				10,421
Hair	United Kingdom		8,239		370		8,609
	Bermuda.....		17				17
	B. W. Indies ...		13				13
	Belgium.....		5,316				5,316
	Germany.....				216		216
	United States ..		157,847		5,880		163,727
	Total.....		171,432		6,466		177,898

SESSIONAL PAPER No. 11

No. 3.—GENERAL STATEMENT OF EXPORTS—*Continued.*

ARTICLES EXPORTED.	COUNTRIES.	GOODS, THE PRODUCE OF CANADA.		GOODS, NOT THE PRODUCE OF CANADA.		TOTAL EXPORTS.	
		Quantity.	Value.	Q'ty.	Value.	Quantity.	Value.
ANIMALS, ETC.— <i>Con.</i>			\$		\$		\$
Hides and skins, other than fur.....	United Kingdom		39,351				39,351
	B. Oceania :—						
	New Zealand		30				30
	Newfoundland and Labrador		21,025		480		21,505
	Alaska		1,680				1,680
	Belgium		231				231
	Germany		979				979
	Holland		1,685				1,685
	United States... ..		4,999,491		23,052		5,022,543
	Total		5,064,472		23,532		5,088,004
Horns and hoofs.....	United Kingdom		262				262
	France		5				5
	Germany		1,000				1,000
	Holland		40				40
	Italy		550				550
	Japan		1,100				1,100
	United States... ..		17,100		206		17,306
	Total		20,057		206		20,263
Honey... ..		Lbs.		Lbs.		Lbs.	
	United Kingdom	165	23			165	23
	United States... ..	3,713	569			3,713	569
	Total	3,878	592			3,878	592
Lard.....	United Kingdom	181,558	20,832			181,558	20,832
	B. W. Indies	300	28	960	86	1,260	114
	Newfoundland and Labrador	16,596	2,169	2,721	221	19,317	2,390
	Alaska	60	10	190	50	250	60
	Miquelon and St. Pierre	200	32	1,020	106	1,220	132
	United States... ..	290	34			290	34
	Total	199,004	23,105	4,891	457	203,895	23,562
Meats, viz.:—Bacon	United Kingdom	58,351,392	7,437,526			58,351,392	7,437,526
	Bermuda	50	6			50	6
	B. Guiana	205	27			205	27
	B. W. Indies	34	5			34	5
	B. Oceania :—						
	All other.....	72	18			72	18
	Newfoundland and Labrador	8,939	1,184			8,939	1,184
	Alaska	35	7	2,597	824	2,632	831
	Argentine	1,018	153			1,018	153
	France	27,408	3,378			27,408	3,378
	United States... ..	590,810	78,058	463	98	591,273	78,156
	Total	58,979,963	7,520,362	3,060	922	58,983,023	7,521,284

3 GEORGE V., A. 1913

No. 3.—GENERAL STATEMENT OF EXPORTS—*Continued.*

ARTICLES EXPORTED.	COUNTRIES.	GOODS, THE PRODUCE OF CANADA.		GOODS, NOT THE PRODUCE OF CANADA.		TOTAL EXPORTS.	
		Quantity.	Value.	Q'ty.	Value.	Quantity.	Value.
ANIMALS, ETC.— <i>Con.</i>		Lbs.	\$	Lbs.	\$	Lbs.	\$
Meats— <i>Con.</i>							
Beef	United Kingdom	274,419	28,641	274,419	28,641
	Bermuda.....	2,850	315	200	35	3,050	350
	B. W. Indies ...	900	135	1,253	95	2,153	230
	B. Oceania :—						
	Australia and						
	Tasmania ..	84	8	84	8
	All other.....	30	7	30	7
	Newfoundl a n d						
	and Labrador.	634,560	54,552	401,064	21,528	1,035,624	76,080
	Alaska	1,959	552	5,795	608	7,754	1,160
	Belgium.....	20,000	1,200	20,000	1,200
	Miquelon and St.						
	Pierre.....	8,258	699	8,258	699
	United States...	5,711	487	769	102	6,480	589
	Total. ...	948,771	86,596	409,081	22,368	1,357,852	108,964
Hams.....	United Kingdom	2,998,850	383,720	2,998,850	383,720
	B. W. Indies ...	523	71	523	71
	Newfoundl a n d						
	and Labrador.	10,859	1,411	10,859	1,411
	Alaska	1,584	307	1,584	307
	Cuba.....	923	157	923	157
	France.....	81,077	9,656	81,077	9,656
	Miquelon and St.						
	Pierre.....	859	131	859	131
	United States...	31,504	4,183	699	121	32,203	4,304
	Total.....	3,124,595	399,329	2,283	428	3,126,878	399,757
Mutton.	Newfoundl a n d						
	and Labrador.	15,088	1,329	15,088	1,329
	Alaska.....	447	179	205	23	652	202
	Miquelon and St.						
	Pierre.....	1,579	153	1,579	153
	United States...	31,993	2,517	31,993	2,517
	Total.....	49,107	4,178	205	23	49,312	4,201
Pork.....	United Kingdom	43,004	5,101	43,004	5,101
	Bermuda.....	2,520	287	2,520	287
	B. Guiana.....	2,850	177	2,850	177
	B. W. Indies...	64,111	5,252	500	49	64,611	5,301
	Newfoundl a n d						
	and Labrador.	255,831	29,586	209,450	15,664	465,281	45,250
	Alaska.....	578	194	1,000	90	1,578	284
	Germany.....	7,660	2,124	7,660	2,124
	Miquelon and St.						
	Pierre.....	36,691	3,071	200	16	36,891	3,087
	United States...	21,235	3,509	800	71	22,035	3,580
	Total.....	434,480	49,301	211,950	15,890	646,430	63,191

SESSIONAL PAPER No. 11

No. 3.—GENERAL STATEMENT OF EXPORTS—*Continued.*

ARTICLES EXPORTED.	COUNTRIES.	GOODS, THE PRODUCE OF CANADA.		GOODS, NOT THE PRODUCE OF CANADA.		TOTAL EXPORTS.	
		Quantity.	Value.	Q'ty.	Value.	Quantity.	Value.
ANIMALS, ETC.— <i>Con.</i>			\$		\$		\$
Meats— <i>Con.</i>							
Poultry, dressed or undressed.....	United Kingdom		1,264				1,264
	B. W. Indies		50				50
	Hong Kong.....		50				50
	Newfoundland and Labrador.....		5,094				5,094
	Alaska.....		123		20		143
	Miquelon and St. Pierre.....		242				242
	United States....		6,597		100		6,697
	Total		13,420		120		13,540
Game, dressed or undressed.....	United Kingdom		14				14
	Miquelon and St. Pierre.....		14				14
	United States....		3,141		389		3,530
	Total.....		3,169		389		3,558
Tongues.....	United Kingdom	Lbs. 11,026	1,315	Lbs.		Lbs. 11,026	1,315
Meats, canned.....	United Kingdom	191,454	19,204	11,384	1,257	202,838	20,461
	B. W. Indies ..	160	16			160	16
	B. Oceania :—						
	Australia and Tasmania ..	50	10			50	10
	All other.....	120	18			120	18
	Newfoundland and Labrador.....	33,025	3,241			33,025	3,241
	Alaska.....	350	47	264	74	614	121
	Cuba.....	196	26			196	26
	France.....	6,583	800			6,583	800
	United States....	6,465	950			6,465	950
	Total	238,403	24,312	11,648	1,331	250,051	25,643
All other, N.E.S.....	United Kingdom	10,524,966	1,124,583			10,524,966	1,124,583
	Bermuda.....	1,181	159			1,181	159
	B. South Africa.	8,750	1,050			8,750	1,050
	B. W. Indies....	7,817	737			7,817	737
	B. Oceania :—						
	Australia and Tasmania ..	100	12			100	12
	All other.....	1,036	241			1,036	241
	Newfoundland and Labrador.....	182,668	17,858	120	12	182,788	17,870
	Alaska.....	2,063	465	605	97	2,668	562
	Belgium.....	28,700	2,850			28,700	2,850
	Cuba.....	1,988	194			1,988	194
	France.....	43,322	6,510			43,322	6,510
	Germany.....	36,741	2,588			36,741	2,588
	Miquelon and St. Pierre.....	4,758	389			4,758	389
	United States....	419,815	53,220	4,159	683	423,974	53,903
	Total.....	11,263,905	1,210,856	4,884	792	11,268,789	1,211,648

3 GEORGE V., A. 1913

No. 3.—GENERAL STATEMENT OF EXPORTS—Continued.

ARTICLES EXPORTED.	COUNTRIES.	GOODS, THE PRODUCE OF CANADA.		GOODS NOT THE PRODUCE OF CANADA.		TOTAL EXPORTS.	
		Quantity.	Value.	Q'ty.	Value.	Quantity.	Value.
ANIMALS, ETC.— <i>Con.</i>		Lbs.	\$	Lbs.	\$	Lbs.	\$
Milk and cream, con- densed, canned or pre- served.....	United Kingdom	155,088	14,047	155,088	14,047
	Bermuda.....	5,700	552	5,700	552
	B. West Africa..	2,160	161	2,160	161
	B. South Africa.	619,980	51,824	619,980	51,824
	B. India	100	12	100	12
	B. W. Indies....	33,518	2,717	33,518	2,717
	B. Oceania:—						
	New Zealand .	1,800	133	1,800	133
	All other....	1,440	150	1,440	150
	Hong Kong....	7,200	510	7,200	510
	Newfoundl a n d and Labrador.	206,768	12,169	206,768	12,169
	Alaska.....	2,672	357	272	60	2,944	417
	Cuba.....	3,317,500	218,958	3,317,500	218,958
	Japan.....	960	80	960	80
	Mexico.....	296	25	296	25
	United States...	34,168	3,983	34,168	3,983
	Total.	4,389,350	305,678	272	60	4,389,622	305,738
Milk, fresh... ..	United States...	Galls. 7,771	975	Galls.	Galls. 7,771	975
Cream, fresh.....	Newfoundl a n d and Labrador.	92	92	92	92
	United States. .	886,174	792,595	886,174	792,595
	Total.	886,266	792,687	886,266	792,687
Oil— Lard.....	Alaska.....	20	5	20	5
Neat's foot and other animal, N.E.S.....	United Kingdom	1,050	444	1,050	444
	Denmark.....	22,439	20,267	22,439	20,267
	Germany.	69,689	66,804	69,689	66,804
	Holland.....	38,099	31,140	38,099	31,140
	Total.....	131,277	118,655	131,277	118,655
Sausage casings.....	United Kingdom	57,042	57,042
	B. South Africa.	2,691	2,691
	B. Oceania:—						
	Australia a n d Tasmania....	22,124	22,124
	New Zealand.	1,120	1,120
	Newfoundl a n d and Labrador.	155	155
	Germany.....	84,034	1,545	85,579
	Holland.....	11,816	534	12,350
	Russia in Europe	2,027	2,027
	Spain.	708	708

SESSIONAL PAPER No. 11

No. 3.—GENERAL STATEMENT OF EXPORTS—*Continued.*

ARTICLES EXPORTED.	COUNTRIES.	GOODS, THE PRODUCE OF CANADA.		GOODS, NOT THE PRODUCE OF CANADA.		TOTAL EXPORTS.	
		Quantity.	Value.	Q'ty.	Value.	Quantity.	Value.
ANIMALS, ETC.— <i>Con.</i>			\$		\$		\$
Sausage casings— <i>Con.</i>	Sweden.....		144				144
	Switzerland.....		35		342		377
	United States...		87,662		10,070		97,732
	Total.....		269,558		12,491		282,049
Sheep pelts	United States...	No. 40,007	25,415	No.		No. 40,007	25,415
Tails.....	Cuba.....		472				472
	United States...		3,295				3,295
	Total.....		3,767				3,767
Tallow.....	United Kingdom	Lbs. 927,470	60,216	Lbs.		Lbs. 927,470	60,216
	B. W. Indies...	155	15			155	15
	Newfoundl a n d and Labrador.	24,590	1,625			24,590	1,625
	Aust.-Hungary..	64,605	3,917			64,605	3,917
	Belgium.....	152,515	10,860			152,515	10,860
	France	133,619	8,885			133,619	8,885
	Germany	75,391	6,185			75,391	6,185
	Holland	75,391	6,185			75,391	6,185
	Japan.....	7,800	600			7,800	600
	United States..	156,449	10,978			156,449	10,978
	Total.....	1,617,985	109,466			1,617,985	109,466
Wool.....	United Kingdom	299,167	50,238			299,167	50,238
	Newfoundl a n d and Labrador.	5,516	1,358			5,516	1,358
	United States...	442,653	96,822	31,057	6,928	473,710	103,750
	Total.	747,336	148,418	31,057	6,928	778,393	155,346
Other Articles... ..	United Kingdom		9,648		660		10,308
	B. Guiana.....		64				64
	B. W. Indies....		813				813
	Newfoundl a n d and Labrador.		328				328
	Alaska.....		10				10
	Belgium.....		325				325
	Cuba.....		1,178				1,178
	Denmark.....				70		70
	France		40		100		140
	Germany		11,269				11,269
	Holland		30				30
	Miquelon and St. Pierre.....		12				12
	United States...		67,283		428		67,711
	Total		91,000		1,258		92,258

3 GEORGE V., A. 1913

No. 3.—GENERAL STATEMENT OF EXPORTS—*Continued.*

ARTICLES EXPORTED.	COUNTRIES.	GOODS, THE PRODUCE OF CANADA.		GOODS, NOT THE PRODUCE OF CANADA.		TOTAL EXPORTS.	
		Quantity.	Value.	Q'ty.	Value.	Quantity.	Value.
AGRICULTURAL PRODUCTS.			\$		\$		\$
Agricultural Products—							
Balsam.....	United Kingdom		2,695				2,695
	Germany		600				600
	United States...		3,702				3,702
	Total.....		6,997				6,997
		Galls.				Galls.	
Cider.....	United Kingdom	204,764	35,708			204,764	35,708
	B.W. Indies....	400	125			400	125
	Newfoundl a n d						
	and Labrador.	1,590	471			1,590	471
	United States...	38	4			38	4
	Total.....	206,792	35,308			206,792	36,308
		Cwt.				Cwt.	
Flax.....	United Kingdom	446	1,920			446	1,920
	Miquelon and St.						
	Pierre.....	2	5			2	5
	United States...	6,510	70,266			6,510	70,266
	Total.....	6,958	72,191			6,958	72,191
		Lbs.				Lbs.	
Fruits, viz:	United Kingdom	178,744	6,232			178,744	6,232
Apples, dried....	Bermuda.....	700	95			700	95
	B. India.....	105	8			105	8
	B.W. Indies....	8	1			8	1
	Newfoundl a n d						
	and Labrador.	48,544	2,340			48,544	2,340
	Alaska.....	150	23			150	23
	Belgium.....	155,260	7,700			155,260	7,700
	France.....	89,750	1,108			89,750	1,108
	Germany.....	292,850	25,045			292,850	25,045
	Holland	2,277,636	195,325			2,277,636	195,325
	United States...	105,873	10,158			105,873	10,158
	Total.....	3,149,620	248,035			3,149,620	248,035
		Brls.		Brls.		Brls.	
Apples, green or ripe...	United Kingdom	1,481,485	4,678,245			1,481,485	4,678,245
	Bermuda.....	2,727	6,727			2,727	6,727
	B. South Africa.	7,167	32,344			7,167	32,344
	B. India.....	1	3			1	3
	B. Guiana.....	170	455			170	455
	B. V. Indies ...	316	919			316	919
	B. Oceania:—						
	Australia and						
	Tasmania... ..	2,706	4,957			2,706	4,957
	New Zealand..	386	952			386	952
	All other.. ...	123	430			123	430

SESSIONAL PAPER No. 11

No. 3.—GENERAL STATEMENT OF EXPORTS—*Continued.*

ARTICLES EXPORTED.	COUNTRIES.	GOODS, THE PRODUCE OF CANADA.		GOODS NOT THE PRODUCE OF CANADA.		TOTAL EXPORTS	
		Quantity.	Value.	Q'ty.	Value.	Quantity.	Value.
AGRICULTURAL PRODUCTS — <i>Con.</i>			\$		\$		\$
Fruits— <i>Con.</i>							
Apples, green or ripe.	Newfound land and Labrador.	27,082	65,948			27,082	65,948
	Alaska.			7	175	7	175
	Argentina.	52	106			52	106
	Belgium.	1,436	2,947			1,436	2,947
	Brazil.	250	750			250	750
	China.	598	1,209			598	1,209
	Cuba.	2,267	7,629			2,267	7,629
	Denmark.	1,036	3,073			1,036	3,073
	France.	158	671			158	671
	Germany.	122,447	265,245			122,447	265,245
	Hawaii.	1	3			1	3
	Holland.		3,675				
	Japan.	899	2			899	3,675
	Mexico.	1	30			1	2
	Miquelon and St. Pierre.	10				10	30
	Porto Rico.	206	457			206	457
	Sweden.	1	2			1	2
	United States.	2,050	5,869			2,050	5,869
		10,590	21,459	6	19	10,596	21,478
	Total.	1,664,165	5,104,107	13	194	1,664,178	5,104,301
Berries of all kinds.	United Kingdom.		12				12
	Bermuda.		19				19
	Newfound land and Labrador.		138				138
	Miquelon and St. Pierre.		37				37
	United States.		106,280		6,421		112,701
	Total.		106,486		6,421		112,907
Canned and preserved fruits.	United Kingdom.		229,250		631		229,881
	Bermuda.		451		23		474
	B. South Africa.		156				156
	B. India.		64				64
	B. W. Indies.		237				237
	British Oceania:						
	All other.		23				23
	Hong Kong.		15				15
	Newfound land and Labrador.		334				334
	Alaska.		49		119		168
	Dutch W. Indies.		100				100
	France.		950		82		1,032
	Germany.		1,444				1,444
	Holland.		82				82
	Miquelon and St. Pierre.		7				7
	Philippines.		273				273
	Porto Rico.		6				6
	United States.		24,149		247		24,396
	Total.		257,590		1,102		258,692

3 GEORGE V., A. 1913

No. 3.—GENERAL STATEMENT OF EXPORTS—Continued.

ARTICLES EXPORTED.	COUNTRIES.	GOODS, THE PRODUCE OF CANADA.		GOODS, NOT THE PRODUCE OF CANADA.		TOTAL EXPORTS.	
		Quantity.	Value.	Q'ty.	Value.	Quantity.	Value.
AGRICULTURAL PRODUCTS —Con.			\$		\$		\$
Fruits—Con.							
All other, N.E.S.....	United Kingdom		54,466		5,731		60,197
	Bermuda		90				90
	B. India.		178				178
	B. Oceania :						
	New Zealand.. . . .		300				300
	All other.....		1,360				1,360
	Hong Kong.....		170				170
	Newfound land and Labrador		3,651		14,122		17,773
	Alaska		36		134		170
	Belgium.....		10,979				10,979
	China				75		75
	France.....		10,720				10,720
	Germany		5,791				5,791
	Holland		37,960				37,960
	Miquelon and St. Pierre.....		188		103		291
	United States...		33,404		78,760		112,164
	Total.....		159,293		98,925		258,218
Grain and products of, viz :—		Bush.				Bush.	
Barley.....	United Kingdom	921,757	607,933			921,757	607,933
	Bermuda.	112	162			112	162
	Newfound land and Labrador	221	121			221	121
	Alaska.....	1	3			1	3
	Germany.. . . .	17,000	9,861			17,000	9,861
	Mexico	202,609	148,194			202,609	148,194
	United States...	919,967	558,026			919,967	558,026
	Total.	2,061,667	1,324,300			2,061,667	1,324,300
Beans.....		Bush.		Bush.		Bush.	
	United Kingdom	22	65	578	520	600	585
	Bermuda.....	863	1,815	56	116	919	1,931
	B. W. Indies.	113	256			113	256
	British Oceania :						
	New Zealand.. . . .	30	30			30	30
	Newfound land and Labrador	2,597	4,302	108	185	2,705	4,487
	Alaska	5	18	5	16	10	34
	Cuba.....	3,529	7,760			3,529	7,760
	Dan. W. Indies.. . . .	85	188			85	188
	France.....	701	1,385			701	1,385
	Germany.....	190	380			190	380
	Miquelon and St. Pierre.....	20	37	2	4	22	41
	United States...	2,666	5,874	11	48	2,677	5,922
	Total.....	10,821	22,110	760	889	11,581	22,999

SESSIONAL PAPER No. 11

No. 3.—GENERAL STATEMENT OF EXPORTS—*Continued.*

ARTICLES EXPORTED.	COUNTRIES.	GOODS, THE PRODUCE OF CANADA.		GOODS, NOT THE PRODUCE OF CANADA.		TOTAL EXPORTS.	
		Quantity.	Value.	Q'ty.	Value.	Quantity.	Value.
AGRICULTURAL PRODUCTS — <i>Con.</i>		Bush.	\$	Bush.	\$	Bush.	\$
Grain— <i>Con.</i>							
Buckwheat.....	United Kingdom	35,334	20,432	35,334	20,432
	Belgium	13,626	9,824	13,626	9,824
	Germany.....	9,908	6,935	9,908	6,935
	United States..	45,790	25,115	45,790	25,115
	Total	104,658	62,306	104,658	62,306
Indian Corn,.....	United Kingdom	4,624,505	2,915,055	4,624,505	2,915,055
	Bermuda.....	12	6	12	6
	B. South Africa.	8	13	62	44	70	57
	B. W. Indies ...	36	28	36	28
	Newfound land and Labrador.	84	109	84	109
	Belgium.....	219,868	139,309	219,868	139,309
	Germany..	198,736	124,602	198,736	124,602
	Holland.....	348,217	225,979	348,217	225,979
	Miquelon and St. Pierre.....	46	39	100	67	146	106
	United States.	4,078	4,674	3,291,911	2,322,076	3,295,989	2,326,750
	Total	4,264	4,869	8,683,399	5,727,132	8,687,663	5,732,001
Oats.....	United Kingdom	7,014,645	2,903,708	50,661	17,732	7,065,306	2,921,440
	Bermuda.....	137,294	69,352	137,294	69,352
	B. South Africa.	2,693	1,297	2,693	1,297
	B. Guiana ...	18,358	9,846	18,358	9,846
	B. W. Indies....	245,774	125,235	245,774	125,235
	B. Oceania— New Zealand .	5,660	2,830	5,660	2,830
	Newfound land and Labrador.	404,431	199,584	404,431	199,584
	Alaska.....	427	805	427	805
	Belgium.....	214,964	100,445	214,964	100,445
	C. A. States— Panama.....	1,000	500	1,000	500
	Cuba.	599,186	298,303	599,186	298,303
	Germany.....	908	454	908	454
	Holland	1,618	750	1,618	750
	Japan	2,564	1,063	2,564	1,063
	Mexico.....	875	350	875	350
	Miquelon and St. Pierre	2,178	920	2,178	920
	Philippines.....	23,084	12,380	23,084	12,380
	Russia in Europe	1,456	900	1,456	900
	United States..	203,560	90,920	494,155	228,204	697,715	319,124
	Total.....	8,880,675	3,819,642	544,816	245,936	9,425,491	4,065,578
Pease, whole.....	United Kingdom	38,676	58,776	38,676	58,776
	Bermuda.....	65	138	65	138
	B. South Africa.	1,059	1,440	1,059	1,440
	B. Guiana ...	340	388	340	388
	B. W. Indies....	9,964	11,351	9,964	11,351

3 GEORGE V., A. 1913

No. 3.—GENERAL STATEMENT OF EXPORTS—*Continued.*

ARTICLES EXPORTED.	COUNTRIES.	GOODS, THE PRODUCE OF CANADA.		GOODS, NOT THE PRODUCE OF CANADA.		TOTAL EXPORTS.	
		Quantity.	Value.	Q'ty.	Value.	Quantity.	Value.
AGRICULTURAL PRODUCTS — <i>Con.</i>		Bush.	\$	Bush.	\$	Bush.	\$
Grain ; Pease, whole— <i>Con.</i>	Newfound land and Labrador.	16,189	19,927	16,189	19,927
	Dan. W. Indies.	9	11	9	11
	France	11,600	24,786	11,600	25,786
	Miquelon and St. Pierre.....	18	30	18	30
	United States...	263,741	328,583	263,741	328,583
	Total	341,661	446,430	341,661	446,430
Pease, split.....	United Kingdom	700	1,000	700	1,000
	Bermuda.....	311	426	311	426
	B. South Africa.	4,126	5,257	4,126	5,257
	B. Guiana.....	16,033	21,560	16,033	21,560
	B. W. Indies. . .	62,171	77,570	62,171	77,570
	B. Oceania— New Zealand.	1	6	1	6
	Newfound land and Labrador.	8,273	9,935	8,273	9,935
	Alaska	1	1	1	1
	C. A. States— Panama.....	4,090	5,244	4,090	5,244
	Dan. W. Indies.	144	198	144	198
	Miquelon and St. Pierre.....	19	28	19	28
	United States...	19,378	26,252	19,378	26,252
	Total . . .	115,247	147,477	115,247	147,477
Rye.....	United States...	11,670	7,685	11,670	7,685
Wheat	United Kingdom	60,343,037	58,677,160	788,976	772,435	61,132,013	59,449,595
	Bermuda... ..	144	103	144	103
	B. South Africa.	45,444	46,555	45,444	46,555
	B. W. Indies . .	13	17	13	17
	B. Oceania— New Zealand..	18	30	18	30
	Newfound land and Labrador.	276	282	276	282
	Belgium... ..	1,696,953	1,685,209	702,715	702,715	2,399,668	2,387,924
	China.....	1,666	1,500	1,666	1,500
	Cuba.	1	1	1	1
	France.....	8,000	8,000	8,000	8,000
	Germany.....	890,003	890,184	69,052	69,052	959,055	959,236
	Holland	429,485	420,430	104,000	104,000	533,485	524,430
	Japan	12,364	10,293	12,364	10,293
	Mexico.....	49,220	47,296	49,220	47,296
	United States ..	997,662	811,503	401,993	443,560	1,399,655	1,255,063
	Total	64,466,286	62,590,563	2,074,736	2,009,762	66,541,022	64,690,325
Other.....	United Kingdom	3,250	2,110	3,250	2,110
	B. Oceania— New Zealand..	9	19	9	19
	Hawaii.....	20	20	20	20
	United States...	442	420	4	4	446	424
	Total	3,712	2,550	13	23	3,725	2,573

SESSIONAL PAPER No. 11

No. 3.—GENERAL STATEMENT OF EXPORTS—*Continued.*

ARTICLES EXPORTED.	COUNTRIES.	GOODS, THE PRODUCE OF CANADA.		GOODS, WITH NOT THE PRODUCE OF CANADA.		TOTAL EXPORTS.	
		Quantity.	Value.	Q'ty.	Value.	Quantity.	Value.
AGRICULTURAL PRODUCTS — <i>Con.</i>		Cwt.	\$	Cwt.	\$	Cwt.	\$
Bran	United Kingdom	144,184	124,677	144,184	124,677
	Bermuda.....	22,491	26,504	22,491	26,504
	B. South Africa.	1,269	1,494	1,269	1,494
	B. Guiana.....	801	911	801	911
	B. W. Indies...	29,065	32,536	29,065	32,536
	B. Oceania—						
	New Zealand..	1,417	1,642	1,417	1,642
	Newfound land and Labrador..	21,501	24,261	21,501	24,261
	Belgium	104,002	112,458	104,002	112,458
	Cuba.....	10,684	10,216	10,684	10,216
	Denmark.....	36,555	38,557	36,555	38,557
	Germany.....	540,882	588,273	540,882	588,273
	Holland	67,121	79,190	67,121	79,190
	Miquelon and St. Pierre	81	104	81	104
	Norway	6,005	7,584	6,005	7,584
	Russia in Europe	1,100	1,080	1,100	1,080
	Sweden.....	5,488	6,882	5,488	6,882
	United States...	603,304	443,078	1,253	1,124	604,557	444,202
	Total.....	1,595,950	1,499,447	1,253	1,124	1,597,203	1,500,571
Flour of wheat.....		Brls.		Brls.			
	United Kingdom	2,338,851	9,732,708	2,338,851	9,732,708
	Bermuda.....	17,447	78,554	17,447	78,554
	B. East Africa..	2,974	15,851	2,974	15,851
	B. West Africa..	8,866	52,602	8,866	52,602
	B. South Africa	187,387	895,585	187,387	895,585
	B. Guiana.....	51,161	211,323	51,161	211,323
	B. W. Indies...	369,859	1,592,260	838	3,726	370,697	1,595,986
	B. Oceania:—						
	Australia and Tasmania...	1,650	7,414	1,650	7,414
	All other.....	1,458	6,898	1,458	6,898
	Gibraltar	5,002	24,247	5,002	24,247
	Hong Kong	24,770	77,906	24,770	77,906
	Malta, Gogo and Cyprus Islds..	3,735	16,708	3,735	16,708
	Newfound land and Labrador.	305,570	1,547,113	305,570	1,547,113
	Alaska.....	11	93	6	55	17	148
	Belgium.....	1,497	7,880	1,497	7,880
	Brazil.....	80	404	80	404
	C. A. States:—						
	Panama.....	1,155	5,854	1,155	5,854
	China.....	37,306	149,699	37,306	149,699
	Cuba.....	652	3,209	652	3,209
	Denmark.....	102,952	446,000	102,952	446,000
	Dan. W. Indies.	5	23	5	23
	Dutch Guiana ..	1,823	8,088	1,823	8,088
	Ecuador.....	24	104	24	104
	Egypt and Sou- dan	225	1,291	225	1,291
	France.....	12,568	42,788	12,568	42,788
	Fr. Africa.....	145	947	145	947
	Fr. Guiana.....	150	685	150	685
	Fr. W. Indies...	1,856	5,771	1,856	5,771
	Germany.....	23,461	98,234	23,461	98,234

3 GEORGE V., A. 1913

No. 3.—GENERAL STATEMENT OF EXPORTS—*Continued.*

ARTICLES EXPORTED.	COUNTRIES.	GOODS, THE PRODUCE OF CANADA.		GOODS, NOT THE PRODUCE OF CANADA.		TOTAL EXPORTS.	
		Quantity.	Value.	Q'ty.	Value.	Quantity.	Value.
AGRICULTURAL PRODUCTS — <i>Con.</i>		Brls.	\$	Brls.	\$	Brls.	\$
Flour of wheat— <i>Con.</i>	Greece.....	250	1,010	250	1,010
	Hayti.....	120	764	120	764
	Holland.....	27,777	113,787	30	147	27,807	113,934
	Japan.....	6,275	24,391	6,275	24,391
	Korea.....	4	14	4	14
	Liberia.....	28	142	28	142
	Mexico.....	994	4,299	994	4,299
	Miquelon and St. Pierre.....	7,193	32,606	7,193	32,606
	Norway.....	110,557	469,018	110,557	469,018
	Peru.....	50	255	50	255
	Portuguese Afri- ca.....	8,318	42,700	8,318	42,700
	Russia in Europe	13,223	56,299	13,223	56,299
	San Domingo...	132	651	132	651
	Sweden.....	2,564	12,538	2,564	12,538
	Turkey in Asia..	208	842	208	842
	U.S. of Colom- bia.....	100	575	100	575
	United States ..	58,403	243,934	58,403	243,934
	Total.....	3,738,836	16,034,064	874	3,928	3,739,710	16,037,992
Flour of rye.....	Alaska.....	1	4	1	4
Indian meal.....	Bermuda.....	2	8	2	8
	B. W. Indies...	6	10	6	10
	Newfound land and Labrador.	245	803	245	803
	Alaska.....	2	2
	Miquelon and St. Pierre.....	63	209	63	209
	United States...	1,268	3,708	1,268	3,703
	Total.....	1,584	4,740	1,584	4,740
Oatmeal.....	United Kingdom	205,111	878,743	205,111	878,743
	Bermuda.....	585	1,752	585	1,752
	B. South Africa.	19	116	19	116
	B. Guiana.....	6	33	6	33
	B. W. Indies....	392	1,860	392	1,860
	B. Oceania:—						
	Australia and Tasmania...	328	2,424	328	2,424
	Newfound land and Labrador..	1,466	5,443	1,466	5,443
	China.....	7	14	7	14
	Germany.....	110	556	110	556
	Holland.....	590	2,397	590	2,397
	Norway.....	177	751	177	751
	United States...	888	3,650	888	3,650
	Total.....	209,679	897,739	209,679	897,739

SESSIONAL PAPER No. 11

No. 3.—GENERAL STATEMENT OF EXPORTS—*Continued.*

ARTICLES EXPORTED.	COUNTRIES.	GOODS THE PRODUCE OF CANADA.		GOODS NOT THE PRODUCE OF CANADA.		TOTAL EXPORTS.	
		Quantity.	Value.	Q'ty.	Value.	Quantity.	Value.
AGRICULTURAL PRODUCTS — <i>Con.</i>		Brls.	\$	Brls.	\$	Brls.	\$
Meal, all other, N.E.S...	United Kingdom	3,368	11,006	3,368	11,006
	Bermuda.....	307	1,254	307	1,254
	Newfound land and Labrador.	1,535	5,202	1,535	5,202
	Miquelon and St. Pierre.....	32	64	8	27	40	91
	United States...	899	2,797	200	400	1,099	3,197
	Total.....	6,141	20,323	208	427	6,349	20,750
Cereal foods, prepared, of all kinds.....	United Kingdom	1,482,058	1,049	1,483,107
	Bermuda.....	2,534	70	2,604
	B. South Africa.	93,195	93,195
	B. Guiana.....	1,156	1,156
	B. W. Indies....	28,124	28,124
	B. Oceania: Aus- tralia and Tas- mania.....	18,988	18,988
	New Zealand....	3,011	3,011
	Hong Kong.....	41	41
	Newfound land and Labrador.	17,000	17,000
	Alaska.....	1,157	4	1,161
	Aust. Hungary..	2,957	2,957
	Belgium.....	38,762	38,762
	Chili.....	405	405
	China.....	10	10
	Cuba.....	10,376	10,376
	Denmark.....	17,934	17,934
	France.....	8,210	8,210
	Fr. W. Indies..	290	290
	Germany.....	65,193	65,193
	Holland.....	205,425	205,425
	Japan.....	6	6
	Mexico.....	943	943
	Miquelon and St. Pierre.....	5	5
	Norway.....	99,640	99,640
	Portugal.....	1,322	1,322
	Russia in Europe	98,398	98,398
	Spain.....	130	130
	Sweden.....	62	62
	United States...	112,657	676	113,333
	Total.....	2,309,989	1,799	2,311,788
Hay.....		Tons.		Tons.		Tons.	
	United Kingdom	104,817	1,027,995	104,817	1,027,995
	Bermuda.....	1,674	22,403	1,674	22,403
	B. South Africa..	135	1,604	135	1,604
	B. Guiana.....	122	1,699	122	1,699
	B. W. Indies....	1,340	16,102	1,340	16,102
	B. Oceania: Aus- tralia and Tas- mania.....	26	499	26	499
	Newfound land and Labrador.	2,381	29,242	2,381	29,242
	Alaska.....	14	1,410	1	110	15	1,520

3 GEORGE V., A. 1913

No. 3.—GENERAL STATEMENT OF EXPORTS—*Continued.*

ARTICLES EXPORTED.	COUNTRIES.	GOODS, THE PRODUCE OF CANADA.		GOODS, NOT THE PRODUCE OF CANADA.		TOTAL EXPORTS.	
		Quantity.	Value.	Q'ty.	Value.	Quantity.	Value.
AGRICULTURAL PRODUCTS — <i>Con.</i>		Tons.	\$	Tons,	\$	Tons.	\$
Hay— <i>Con.</i>	Brazil.....	18	130	18	130
	C. A. States:—						
	Panama.....	20	367	20	367
	Cuba.....	5,738	79,855	5,738	79,855
	Germany.....	67	670	67	670
	Holland.....	243	2,420	243	2,420
	Japan.....	2	80	2	80
	Miquelon and St. Pierre.....	256	3,178	256	3,178
	United States..	668,613	5,186,016	122	1,711	668,135	5,187,727
	Total	784,864	6,373,590	125	1,901	784,989	6,375,491
		Cwt.				Cwt.	
Hemp.	United States...	758	3,136	758	3,136
		Lbs.		Lbs.		Lbs.	
Hops..	United Kingdom	16,454	1,857	16,454	1,857
	Newfound l a n d and Labrador.	1,332	175	1,350	112	2,682	287
	United States...	176	97	34,551	3,416	34,727	3,513
	Total	17,962	2,129	35,901	3,528	53,863	5,657
		Bush.				Bush.	
Malt.....	United Kingdom	10,375	11,308	10,375	11,308
	B. W. Indies...	5	20	5	20
	Hong Kong... ..	888	1,000	888	1,000
	Newfound l a n d and Labrador.	4,115	4,187	4,115	4,187
	Denmark.....	2,000	2,400	2,000	2,400
	Total	17,383	18,915	17,383	18,915
		Lbs.		Lbs.		Lbs.	
Maple sugar.....	United Kingdom	24,786	2,353	24,786	2,353
	B. South Africa.	150	15	150	15
	Newfound l a n d and Labrador.	390	48	390	48
	France..	67	9	67	9
	United States...	1,311,305	107,975	1,311,305	107,975
	Total ...	1,336,698	110,400	1,336,698	110,400
		Galls.		Galls.		Galls.	
" syrup	United Kingdom	1,891	2,039	1,891	2,039
	Bermuda..	34	34	34	34
	B. South Africa.	51	46	51	46
	B. India..	2	2	2	2
	B. Oceania:—						
	New Zealand..	20	18	20	18
	Newfound l a n d and Labrador.	180	177	180	177
	Alaska.....	20	20	20	20
	France.....	10	10	10	10
	United States...	2,623	2,945	2,623	2,945
	Total.....	4,831	5,291	4,831	5,291

SESSIONAL PAPER No. 11

No. 3.—GENERAL STATEMENT OF EXPORTS—*Continued.*

ARTICLES EXPORTED.	COUNTRIES.	GOODS, THE PRODUCE OF CANADA.		GOODS, NOT THE PRODUCE OF CANADA.		TOTAL EXPORTS.	
		Quantity.	Value.	Q'ty.	Value.	Quantity.	Value.
AGRICULTURAL PRODUCTS — <i>Con.</i>		Lbs.	\$	Lbs.	\$	Lbs.	\$
Nuts.....	United Kingdom	1,310	250	10,632	113	11,942	363
	Bermuda.....			4,002	355	4,002	355
	B. W. Indies.....	50	6			50	6
	Newfound land and Labrador.	120	13	1,043	110	1,163	123
	France.....			5,490	378	5,490	378
	Miquelon and St. Pierre.....	30	4			30	4
	United States...	22,753	2,212	13,729	1,148	36,482	3,360
	Total.	24,263	2,485	34,896	2,104	59,159	4,589
Seeds—		Bush.		Bush.		Bush.	
Clover.....	United Kingdom	19,463	189,289			19,463	189,289
	B. South Africa.	2	21			2	21
	B. Oceania :—						
	Australia and Tasmania..	144	1,254			144	1,254
	New Zealand..	1,600	15,034			1,600	15,034
	Denmark... ..	528	5,200			528	5,200
	France.....	159	1,318			159	1,318
	Germany.....	6,174	51,618			6,174	51,618
	United States...	65,906	575,899	809	8,927	66,715	584,826
	Total.....	93,976	839,633	809	8,927	94,785	848,560
Flax.....	United Kingdom	495,496	1,004,888			495,496	1,004,888
	Belgium	16,290	32,580			16,290	32,580
	Holland.. ..	940	1,880			940	1,880
	United States...	991,802	1,802,894			991,802	1,802,894
	Total	1,504,528	2,842,242			1,504,528	2,842,242
Grass.....	United Kingdom	1,989	9,629			1,989	9,629
	B. Oceania :—						
	New Zealand..	1,847	14,199			1,847	14,199
	France.....	224	2,100			224	2,100
	Germany.....	2,144	7,753			2,144	7,753
	United States...	105,043	172,236			105,043	172,236
	Total ...	111,247	205,917			111,247	205,917
All other.....	United Kingdom		153		295		448
	B. W. Indies....		1				1
	B. Oceania :—						
	New Zealand..		1,954				1,954
	Newfound land and Labrador.		388				388
	France.....		10,300				10,300
	Holland.....				1,122		1,122
	United States...		99,435		5,371		104,806
	Total.....		112,231		6,788		119,019

3 GEORGE V., A. 1913

No. 3.—GENERAL STATEMENT OF EXPORTS—*Continued.*

ARTICLES EXPORTED.	COUNTRIES.	GOODS, THE PRODUCE OF CANADA.		GOODS, NOT THE PRODUCE OF CANADA.		TOTAL EXPORTS.	
		Quantity.	Value.	Q'ty.	Value.	Quantity.	Value.
AGRICULTURAL PRODUCTS — <i>Con.</i>		Tons.	\$	Tons.	\$	Tons.	\$
Straw.....	United Kingdom	975	6,861	975	6,861
	Bermuda.....	30	221	30	221
	B. South Africa.	27	193	27	193
	B. W. Indies....	3	26	3	26
	Newfound land and Labrador.	110	740	110	740
	Miquelon and St. Pierre.....	7	39	7	39
	United States...	7,477	33,695	7,477	33,695
	Total.....	8,629	41,775	8,629	41,775
Tobacco, leaf.....		Lbs.		Lbs.		Lbs.	
	United Kingdom	8,761	1,320	8,761	1,320
	Newfound land and Labrador.	101	48	101	48
	Belgium.....	7,689	1,424	7,689	1,424
	Germany.....	12,030	887	12,030	887
	Holland.....	1,402	631	12,266	9,709	13,668	10,340
	United States...	40,856	22,521	114,270	57,351	155,126	79,872
	Total. . .	58,809	25,944	128,566	67,947	197,375	93,891
Trees, shrubs and plants..	United Kingdom	3,637	3,637
	B. South Africa.	60	60
	B. W. Indies...	10	10
	B. Oceania:—
	New Zealand..	15	15
	Newfound land and Labrador.	1,354	1,354
	France.....	5	5
	Holland.....	84	84
	Japan.....	37	37
	United States...	19,938	1,975	21,913
	Total	25,140	1,975	27,115
Vegetables, ¹ canned or preserved.....	United Kingdom	10,203	10,203
	Bermuda.....	692	78	770
	B. South Africa.	2,671	2,671
	B. Oceania:—
	Australia and Tasmania	10	144	154
	All other.....	5	5
	Newfound land and Labrador.	3,624	3,624
	Alaska.....	173	33	206
	Argentina.....	50	50
	Cuba.....	170	170
	France.....	100	100
	Holland.....	5	5
	Mexico.....	6,502	6,502
	United States...	2,844	2,658	5,502
	Total	27,049	2,913	29,962

SESSIONAL PAPER No. 11

No. 3.—GENERAL STATEMENT OF EXPORTS—*Continued.*

ARTICLES EXPORTED.	COUNTRIES.	GOODS, THE PRODUCE OF CANADA.		GOODS, NOT THE PRODUCE OF CANADA.		TOTAL EXPORTS.	
		Quantity.	Value.	Q'ty.	Value.	Quantity.	Value.
AGRICULTURAL PRODUCTS — <i>Con.</i>		Bush.	\$	Bush.	\$	Bush.	\$
Vegetables— <i>Con.</i>							
Potatoes	United Kingdom	1,182	525	1,182	525
	Bermuda.....	39,947	25,015	39,947	25,015
	B. Guiana.....	61,440	44,083	61,440	44,083
	B. W. Indies...	46,282	35,276	46,282	35,276
	B. Oceania:—						
	All other.....	1,890	1,230	1,890	1,230
	Newfound land and Labrador.	88,688	42,340	288	135	88,976	42,475
	Alaska.....	2	10	15	86	17	96
	C. A. States:—						
	Panama.....	1,935	1,370	1,935	1,370
	Cuba.....	461,033	397,799	8,121	4,370	469,154	402,169
	Mexico.....	1,095	730	1,095	730
	Miquelon and St. Pierre.....	13,619	5,873	13,619	5,873
	Porto Rico.....	327	273	327	273
	United States.—	27,286	19,286	27,286	19,286
	Total	744,726	573,810	8,424	4,591	753,150	578,401
Turnips.....	Bermuda.....	630	367	630	367
	B. W. Indies...	76	40	76	40
	Newfound land and Labrador.	8,861	2,246	8,861	2,246
	Miquelon and St. Pierre.....	2,748	554	2,748	554
	United States...	1,455,562	245,648	1,455,562	245,648
	Total	1,467,877	248,855	1,467,877	248,855
All other.....	United Kingdom	46	12	58
	Bermuda.....	1,293	106	1,399
	B. W. Indies...	686	686
	B. Oceania:—						
	Australia and Tasmania...	12	12
	All other.....	1,215	80	1,295
	Newfound land and Labrador.	8,088	180	8,268
	Alaska.....	125	139	264
	Cuba.....	105	105
	Mexico.....	8	8
	Miquelon and St. Pierre.....	752	10	762
	United States...	152,728	3,369	156,097
	Total	165,046	3,908	168,954
Other articles.....	United Kingdom	3,474	3,474
	Bermuda.....	48	48
	B. South Africa.	110	110
	B. W. Indies...	645	645
	Hong Kong.....	1,071	1,071
	Newfoundland and Labrador.	1,487	41	1,528
	Alaska.....	27	27
	China.....	2,911	90	3,000
	Germany.....	26,796	26,796

3 GEORGE V., A. 1913

No. 3.—GENERAL STATEMENT OF EXPORTS—*Continued.*

ARTICLES EXPORTED.	COUNTRIES.	GOODS, THE PRODUCE OF CANADA.		GOODS, NOT THE PRODUCE OF CANADA.		TOTAL EXPORTS.	
		Quantity.	Value.	Q'ty.	Value.	Quantity.	Value.
AGRICULTURAL PRODUCTS — <i>Con.</i>			\$		\$		\$
Other articles— <i>Con.</i>	Holland.....		125				125
	Japan.....		10				10
	Miquelon and St. Pierre.....		30				30
	United States....		297,808		18,736		316,544
	Total.....		334,542		18,867		353,409
MANUFACTURES.		No.				No.	
Agricultural, Implements and Machines :							
Mowing machines....	United Kingdom	892	30,914			892	30,914
	B. South Africa.	214	6,646			214	6,646
	B. India.....	1	30			1	30
	B. Straits Settle- ments.....	20	822			20	822
	B. W. Indies....	1	30			1	30
	B. Oceania :—						
	Australia and Tasmania ..	943	32,582			943	32,582
	New Zealand..	414	13,797			414	13,797
	Newfound land and Labrador.	25	936			25	936
	Argentina.....	567	19,289			567	19,289
	Aust. Hungary.	54	1,635			54	1,635
	Belgium	273	9,224			273	9,224
	Chili.....	10	436			10	436
	Denmark.....	33	1,543			33	1,543
	France.....	6,352	216,183			6,352	216,183
	French Africa..	107	3,902			107	3,902
	Germany.....	3,687	129,082			3,687	129,082
	Greece.....	5	152			5	152
	Holland.....	1,163	40,531			1,163	40,531
	Italy	1,406	47,675			1,406	47,675
	Roumania.....	22	719			22	719
	Russia in Europe	2,428	83,618			2,428	83,618
	Spain.....	197	6,622			197	6,622
	Sweden	27	721			27	721
	Turkey in Asia .	6	187			6	187
	Uruguay	64	2,047			64	2,047
	United States...	12	307			12	307
	Total.....	18,923	649,630			18,923	649,630
Reapers.	United Kingdom	28	1,619			28	1,619
	B. South Africa.	86	5,125			86	5,125
	B. Oceania :—						
	Australia and Tasmania ..	6	1,743			6	1,743
	New Zealand..	90	5,328			90	5,328
	Argentina.....	210	51,280			210	51,280
	Aust. Hungary..	57	2,497			57	2,497
	Belgium.....	5	282			5	282
	Chili.....	75	4,431			75	4,431
	Denmark.....	20	1,052			20	1,052
	France.....	529	29,219			529	29,219
	Germany.....	1,617	95,021			1,617	95,021
	Greece.....	65	4,311			65	4,311

SESSIONAL PAPER No. 11

No. 3.—GENERAL STATEMENT OF EXPORTS—*Continued.*

ARTICLES EXPORTED.	COUNTRIES.	GOODS, THE PRODUCE OF CANADA.		GOODS, NOT THE PRODUCE OF CANADA.		TOTAL EXPORTS.	
		Quantity.	Value.	Q'ty.	Value.	Quantity	Value.
		No.	\$	No.	\$	No.	\$
MANUFACTURES—<i>Con.</i>							
Agricultural implements — <i>Con.</i>							
Reapers— <i>Con.</i>	Holland.....	163	8,841	163	8,841
	Italy	5	284	5	284
	Portug'se Africa.....	3	172	3	172
	Roumania	870	49,389	870	49,389
	Russia in Europe	1,954	113,455	1,954	113,455
	Servia	10	635	10	635
	Spain	730	36,040	730	36,040
	Turkey in Asia	100	5,877	100	5,877
	Turkey in Europe	35	1,985	35	1,985
	United States....	1	48	1	48
	Total	6,659	418,634	6,659	418,634
Harvesters.....							
	United Kingdom	1,532	159,054	1,532	159,054
	B. South Africa.....	271	28,124	271	28,124
	B. W. Indies ...	1	26	1	26
	B. Oceania :						
	Australia and						
	Tasmania....	2,945	318,548	2,945	318,548
	New Zealand ..	290	29,442	290	29,442
	Argentina.	17	1,747	17	1,747
	Aust. Hungary..	184	19,426	184	19,426
	Belgium.....	185	18,707	185	18,707
	Chili	214	23,406	214	23,406
	Denmark.	30	2,850	30	2,850
	France.....	2,000	201,337	2,000	201,337
	French Africa...	472	55,143	472	55,143
	Fr. W. Indies...	8	1,542	8	1,542
	Germany.....	2,436	236,422	2,436	236,422
	Greece.....	25	2,385	25	2,385
	Holland.....	174	17,957	174	17,957
	Italy.....	136	14,244	136	14,244
	Roumania.	80	8,078	80	8,078
	Russia in Europe	2,365	248,369	2,365	248,369
	Servia.....	8	800	8	800
	Spain.....	100	9,249	100	9,249
	Sweden.....	25	2,682	25	2,682
	Turkey in Asia..	86	8,926	86	8,926
	Turkey in Europe	5	506	5	506
	Uruguay.....	170	17,630	170	17,630
	United States....	67	6,777	3	320	70	7,097
	Total	13,826	1,433,377	3	320	13,829	1,433,697
Ploughs.....							
	United Kingdom	1,046	15,959	1,046	15,959
	B. East Africa..	50	1,222	50	1,222
	B. South Africa.....	7,599	211,737	7,599	211,737
	B. India.....	25	293	25	293
	B. Straits Settle- ments.....	9	68	9	68
	B. W. Indies....	12	207	12	207
	B. Oceania :						
	Australia and						
	Tasmania....	7,815	170,646	7,815	170,646
	New Zealand..	1,248	14,933	1,248	14,933
	All other.....	144	923	144	923

3 GEORGE V., A. 1913

No. 3.—GENERAL STATEMENT OF EXPORTS—Continued.

ARTICLES EXPORTED.	COUNTRIES.	GOODS, THE PRODUCE OF CANADA.		GOODS, NOT THE PRODUCE OF CANADA.		TOTAL EXPORTS.	
		Quantity.	Value.	Q'ty.	Value.	Quantity.	Value.
MANUFACTURES—Con.		No.	\$	No.	\$	No.	\$
Agricultural implements —Con.							
Ploughs—Con.	Newfoundland and Labrador..	55	505			55	505
	Argentina. . .	673	38,118			673	38,118
	Alaska.....	2	450			2	540
	Brazil.....	2	76			2	76
	C. A. States:—						
	Honduras.....	1	463			1	463
	Panama.....	1	363			1	363
	Chili.....	176	5,444			176	5,444
	Cuba.....	238	3,069			238	3,069
	France.....	21	579			21	579
	French Africa...	12	601			12	601
	Germany..	60	2,691			60	2,691
	Greece.....	1	230			1	230
	Italy.....	1	5			1	5
	Norway.....	76	1,743			76	1,743
	Portugal.....	1	9			1	9
	Russia in Europe	1	643			1	643
	Spain.....	3	841			3	841
	Turkey in Asia..	1	394			1	394
	Turkey in Europe	1	426			1	426
	Uruguay.....	447	13,352			447	13,352
	United States...	358	25,726	66	3,417	424	29,143
	Total.....	20,079	511,716	66	3,417	20,145	515,133
Harrows	United Kingdom	291	3,437			291	3,437
	B. East Africa..	11	212			11	212
	B. South Afrlca.	1,645	34,559			1,645	34,559
	B. India. . . .	1	20			1	20
	B. Straits Settle- ments.....	70	1,272			70	1,272
	B. E. Indies, all other	6	112			6	112
	B. Oceania—						
	Australia and Tasmania...	1,745	24,084			1,745	24,084
	New Zealand..	549	8,361			549	8,361
	Argentina..	51	803			51	803
	Belgium..	80	468			80	468
	Brazil.....	6	150			6	150
	Chili.....	82	2,428			82	2,428
	France....	239	2,914			239	2,914
	French Africa..	257	5,116			257	5,116
	Germany.....	30	839			30	839
	Holland.....	25	538			25	538
	Italy.....	17	299			17	299
	Port'guese Africa	16	266			16	266
	Russia in Europe	753	10,096			753	10,096
	Spain	4	87			4	87
	United States...	39	609			39	609
	Total	5,917	96,670			5,917	96,670

SESSIONAL PAPER No. 11

No. 3.—GENERAL STATEMENT OF EXPORTS—*Continued.*

ARTICLES EXPORTED.	COUNTRIES.	GOODS, THE PRODUCE OF CANADA.		GOODS, NOT THE PRODUCE OF CANADA.		TOTAL EXPORTS.	
		Quantity.	Value.	Q'ty.	Value.	Quantity.	Value.
MANUFACTURES— <i>Con.</i>		No.	\$	No.	\$	No.	\$
Agricultural implements — <i>Con.</i>							
Hay rakes	United Kingdom	729	20,180		729	20,180
	B. South Africa.	75	1,319		75	1,319
	B. Oceania—						
	Australia and	1,034	22,798		1,034	22,798
	Tasmania ..	292	5,952		292	5,952
	New Zealand..						
	Newfound land	4	75		4	75
	and Labrador.	430	13,621		430	13,621
	Argentina.....	80	2,773		80	2,773
	Aust.-Hungary..	110	3,800		110	3,800
	Belgium.....	77	1,457		77	1,457
	Chili.....	10	200		10	200
	Denmark.....	1,846	66,749		1,846	66,749
	France.....	97	2,212		97	2,212
	French Africa ..	1,795	72,904		1,795	72,904
	Germany.....	27	522		27	522
	Greece.....	725	27,344		725	27,344
	Holland.....	287	10,335		287	10,335
	Italy.....	12	237		12	237
	Portuguese Africa	201	7,182		201	7,182
	Roumania.....	2,315	49,936		2,315	49,936
	Russia in Europe	51	1,209		51	1,209
	Spain.....	87	1,582		87	1,582
	Turkey in Eu-	53	1,012		53	1,012
	rope.....	101	3,554		101	3,554
	Uruguay.....						
	United States...						
	Total	10,438	316,953		10,438	316,953
Seeders.....	Newfound land	1	45		1	45
	and Labrador.	95	8,217		95	8,217
	Argentina.....	4	140		4	140
	United States...						
	Total	100	8,402		100	8,402
Threshing machines....	B. Oceania—						
	Australia and	84	1,625		84	1,625
	Tasmania...	24	468		24	468
	All other.....	206	87,309		206	87,309
	Argentina.....	20	440		20	440
	Germany.....	47	1,234		47	1,234
	Russia in Europe	4	2,000		4	2,000
	Uruguay.....	1	600		1	600
	United States...						
	Total	386	93,676		386	93,676
Cultivators.....	United Kingdom	410	8,583		410	8,583
	B. East Africa..	12	72		12	72
	B. South Africa.	973	6,350		973	6,350
	B. India ..	13	117		13	117
	B. Straits Settle-	10	103		10	103
	ments.....	4	28		4	28
	B. W. Indies ...						
	B. Oceania :—						
	Australia and	2,875	78,447		2,875	78,447
	Tasmania...						

3 GEORGE V., A. 1913

No. 3.—GENERAL STATEMENT OF EXPORTS—*Continued.*

ARTICLES EXPORTED.	COUNTRIES.	GOODS, THE PRODUCE OF CANADA.		GOODS, NOT THE PRODUCE OF CANADA.		TOTAL EXPORTS.	
		Quantity.	Value.	Q'ty.	Value.	Quantity.	Value.
MANUFACTURES— <i>Con.</i>		No.	\$	No.	\$	No.	\$
Agricultural implements — <i>Con.</i>							
Cultivators— <i>Con</i>	New Zealand..	402	9,598			402	9,598
	All other	20	349			20	349
	Newfound land and Labrador.	1	50			1	50
	Argentina	345	8,332			345	8,332
	Chili.	5	150			5	150
	Denmark.	25	518			25	518
	France.	1,376	33,218			1,376	33,218
	French Africa . .	54	1,650			54	1,650
	Germany.	96	1,873			96	1,873
	Russia in Europe	81	2,114			81	2,114
	Spain	171	8,305			171	8,305
	Sweden.	5	120			5	120
	Turkey in Asia . .	1	30			1	30
	Uruguay	5	50			5	50
	United States. . .	13	418	12	470	25	888
	Total.	6,897	160,475	12	470	6,909	160,945
All other.	United Kingdom		105,242				105,242
	B. South Africa.		8,616				8,616
	B. India		34				34
	B. W. Indies.		130				130
	B. Oceania—						
	Australia and Tasmania.		365,430				365,430
	New Zealand.		43,081				43,081
	All other.		44				44
	Newfound land and Labrador.		775				775
	Argentina		26,001				26,001
	Aust. Hungary.		5,052				5,052
	Belgium.		8,820				8,820
	Chili.		25,340				25,340
	Cuba.		115				115
	Denmark.		2,943				2,943
	France.		50,543				50,543
	French Africa . . .		123,282				123,282
	Germany.		30,159				30,159
	Greece		34				34
	Holland.		16,548				16,548
	Italy.		36				36
	Mexico.		378				378
	Norway		5,359				5,359
	Roumania		10,953				10,953
	Russia in Europe . .		501,948				501,948
	Spain		862				862
	Sweden.		5,817				5,817
	Switzerland.		290				290
	Turkey in Asia. . .		431				431
	Turkey in Eu- rope		704				704
	Uruguay		135				135
	United States. . . .		11,801		1,368		13,169
	Total.		1,350,903		1,368		1,352,271

SESSIONAL PAPER No. 11

No. 3.—GENERAL STATEMENT OF EXPORTS—*Continued.*

ARTICLES EXPORTED.	COUNTRIES.	GOODS, THE PRODUCE OF CANADA.		GOODS, NOT THE PRODUCE OF CANADA.		TOTAL EXPORTED.	
		Quantity.	Value.	Q'ty.	Value.	Quantity.	Value.
MANUFACTURES—<i>Con.</i>			\$		\$		\$
Agricultural implements							
— <i>Con.</i>							
Parts of.....	United Kingdom		110,704				110,704
	Bermuda.....		432				432
	B. South Africa..		51,305				51,305
	B. India.....		152				152
	B. Straits Settle- ments		312				312
	B. Oceania:—						
	Australia and Tasmania...		320,382		3,116		323,498
	New Zealand..		17,874				17,874
	B. W. Indies..		115				115
	Newfound land and Labrador.		100				100
	Argentina.....		20,245				20,245
	Aust.-Hungary..		9,482				9,482
	Belgium.....		409				409
	Brazil.....		400				400
	Chili.....		8,225				8,225
	Cuba.....		243				243
	Denmark.....		979				979
	France.....		55,656				55,656
	French Africa..		5,321				5,321
	Germany.....		63,503				63,503
	Holland.....		1,641				1,641
	Italy.....		1,516				1,516
	Mexico.....		55				55
	Portugal.....		6				6
	Portuguese Africa		89				89
	Roumania		2,675				2,675
	Russia in Europe		53,948				53,948
	Spain		1,929				1,929
	Sweden.....		85				85
	Turkey in Asia..		219				219
	Turkey in Eu- rope		1,179				1,179
	Uruguay.....		3,449				3,449
	United States...		19,147		586		19,733
	Total		751,777		3,702		755,479
		Lbs.		Lbs.		Lbs.	
Baking Powders.....	United Kingdom	65	21			65	21
	Bermuda.....	91	14			91	14
	B. South Africa..	30	10			30	10
	B. W. Indies....	261	40			261	40
	Newfound land and Labrador..	50,368	13,103			50,368	13,103
	United States...			550	136	550	136
	Total.....	50,815	13,188	550	136	51,365	13,324
Binder Twine.....	United Kingdom	2,240	123			2,240	123
	B. South Africa..	551,800	33,585			551,800	33,585
	Argentina.....	950,000	60,250			950,000	60,250
	Roumania.....	179,300	12,499			179,300	12,499
	United States...	12,921,840	858,232	52,135	3,128	12,973,975	861,360
	Total.....	14,605,180	964,689	52,135	3,128	14,657,315	967,817

3 GEORGE V., A. 1913

No. 3.—GENERAL STATEMENT OF EXPORTS—Continued.

ARTICLES EXPORTED.	COUNTRIES.	GOODS, THE PRODUCE OF CANADA.		GOODS, NOT THE PRODUCE OF CANADA.		TOTAL EXPORTS.	
		Quantity.	Value.	Q'ty.	Value.	Quantity.	Value.
MANUFACTURES—Con.			\$		\$		\$
Books, Pamphlets, Maps, &c.	United Kingdom		84,831		20,073		104,904
	Bermuda		948				948
	B. South Africa		482		62		544
	B. India		378				378
	B. Straits Settle- ments		263		168		431
	B. E. Indies, all other				100		100
	B. Guiana		483				483
	B. Honduras		6				6
	B. W. Indies		7,406		225		7,631
	B. Oceania :—						
	Australia and Tasmania		3,650		42		3,692
	New Zealand		2,299		5		2,304
	Hong Kong		3				3
	Newfound land and Labrador ..		16,409		1,309		17,718
	Alaska		79		15		94
	Argentina		635				635
	Belgium		2,742		53		2,795
	Brazil		50				50
	C. A. States :—						
	Costa Rica		53				53
	Guatemala		57				57
	Panama		91				91
	Salvador		37				37
	Chili		362				362
	China		568		23		591
	Cuba		1,467		1,905		3,372
	Denmark		80				80
	France		6,574		3,471		10,045
	Germany		395		733		1,128
	Hawaii				22		22
	Italy		200				200
	Japan		730		76		806
	Mexico		1,315		26		1,341
	Norway		205				205
	Philippines		724				724
	Porto Rico		633				633
	San Domingo ..		5				5
	Switzerland		114				114
	U.S. of Colom- bia		25				25
	United States ..		166,296		84,722		251,018
	Venezuela		58				58
	Total		300,653		113,030		413,683
		Cwt.		Cwt.		Cwt.	
Biscuits and bread	United Kingdom	25	214	8	40	33	254
	Bermuda	474	2,865			474	2,865
	B. Guiana	119	1,282			119	1,282
	B. W. Indies	1,446	11,978			1,446	11,978
	B. Oceania :—						
	All other	3	26			3	26
	Newfound land and Labrador ..	600	3,767			600	3,767
	Alaska	7	92			7	99

SESSIONAL PAPER No. 11

No. 3.—GENERAL STATEMENT OF EXPORTS—*Continued.*

ARTICLES EXPORTED.	COUNTRIES.	GOODS, THE PRODUCE OF CANADA.		GOODS, NOT THE PRODUCE OF CANADA.		TOTAL EXPORTS.	
		Quantity.	Value.	Q'ty.	Value.	Quantity.	Value.
MANUFACTURES— <i>Con.</i>		Cwt.	\$	Cwt.	\$	Cwt.	\$
Biscuits and bread— <i>Con.</i>	Miquelon and St. Pierre.....	28	163	28	163
	United States...	200	1,317	8	109	208	1,426
	Total.....	2,902	21,704	16	149	2,918	21,853
Bricks.....	Newfound land and Labrador.	M.		M.		M.	
	United States ..	39	648	1	18	40	666
		251	1,830	251	1,830
	Total.....	290	2,478	1	18	291	2,496
Brooms and whisks	United Kingdom		15,439				15,439
	Bermuda.....		168				168
	B. South Africa.....		27,951				27,951
	B. Guiana		4,060				4,060
	B. W. Indies.....		10,396				10,396
	Newfound land and Labrador.....		25				25
	Belgium.....		58				58
	C. A. States:—						
	Costa Rico.....		59				59
	Panama.....		1,553				1,553
	Dutch Guiana.....		84				84
	Peru.....		35				35
	Miquelon and St. Pierre.....		76				76
	Spain.....		130				130
	U. S. of Colom- bia.....		35				35
	United States...		75		65		140
	Total.....		60,144		65		60,209
Brushes of all kinds.....	United Kingdom		46		143		189
	B. South Africa.....		1,857				1,857
	B. Guiana.....		73				73
	B. W. Indies.....		760				760
	B. Oceania:—						
	Australia and Tasmania.....		579				579
	New Zealand.....		259				259
	Newfound land and Labrador.....		1,579				1,579
	Argentina.....		69				69
	C. A. States:—						
	Panama.....		113				113
	Miquelon and St. Pierre.....		7				7
	United States...		112		323		435
	Total		5,454		466		5,920
Buttons	United Kingdom		334		90		424
	Newfound land and Labrador.....		25				25
	Philippines.....		51				51
	United States...		368		660		1,028
	Total		778		750		1,528

3 GEORGE V., A. 1913

No. 3.—GENERAL STATEMENT OF EXPORTS—Continued.

ARTICLES EXPORTED.	COUNTRIES.	GOODS, THE PRODUCE OF CANADA.		GOODS, NOT THE PRODUCE OF CANADA.		TOTAL EXPORTS.	
		Quantity.	Value.	Q'ty.	Value.	Quantity.	Value.
MANUFACTURES— <i>Con.</i>		Lbs.	\$	Lbs.	\$	Lbs.	\$
Candles.....	B. E. Indies, all other.....	60	12			60	12
	Newfound land and Labrador.	1,608	316	50	7	1,658	323
	Alaska.....	90	9	625	225	715	234
	United States.....			830	115	830	115
	Total.....	1,758	337	1,505	347	3,263	684
		No.		No.		No.	
Launches—Gasoline.	United Kingdom	1	750			1	750
	B. W. Indies....	1	300			1	300
	Newfound land and Labrador.				341	1	341
	United States...	6	1,775	7	16,350	13	18,125
	Total.....	8	2,825	8	16,691	16	19,516
Cartridges:— Gun, rifle and pistol...	United Kingdom		8,771		645		9,416
	B. India.....		68				68
	B. Oceania:						
	Australia and Tasmania.....		989				989
	New Zealand..		653				653
	Newfound land and Labrador.		58		30		88
	Alaska.....				106		106
	Brazil.....		3,384				3,384
	C. A. States:—						
	Honduras.....		621				621
	Cuba.....		292				292
	Hawaii.....		77		150		227
	Mexico.....		5,220				5,220
	Peru.		112				112
	Uruguay.....		225				225
	United States...		3,753		94		3,847
	Total.....		24,223		1,025		25,248
Charcoal.....	United Kingdom		592				592
	Belgium.....		2,050				2,050
	Germany.....		1,760				1,700
	United States...		3,889				3,889
	Total.....		8,231				8,231
Cement.....	United Kingdom		60				60
	B. South Africa.		60				60
	Newfound land and Labrador.		1,824				1,824
	Miquelon & St. Pierre.....		7				7
	United States...		1,791		840		2,631
	Total.....		3,742		840		4,582

SESSIONAL PAPER No. 11

No. 3.—GENERAL STATEMENT OF EXPORTS—*Continued.*

ARTICLES EXPORTED.	COUNTRIES.	GOODS, THE PRODUCE OF CANADA.		GOODS, NOT THE PRODUCE OF CANADA.		TOTAL EXPORTS.	
		Quantity.	Value.	Qt'y.	Value.	Quantity.	Value.
MANUFACTURES— <i>Con.</i>			\$		\$		\$
Cinders.....	United States....		1,818				1,818
Clay, manufactures of...	United Kingdom.....		2		15		17
	United States....		1,889		24		1,913
	Total.....		1,891		39		1,930
Clothing and wearing apparel.....	United Kingdom.....		49,109		17,808		66,917
	Bermuda.....		410				410
	B. South Africa.....		183				183
	B. India.....		205				205
	B. Straits Settlements.....		800				800
	B. Guiana.....		1				1
	B. W. Indies.....		1,084				1,084
	B. Oceania :—						
	Australia and Tasmania.....		31,155		50		31,205
	New Zealand.....		9,188				9,188
	All other.....		172				172
	Hong Kong.....		215		220		435
	Newfoundland and Labrador.....		60,172		37		60,209
	Alaska.....		1,586		483		2,069
	Aust.-Hungary.....		95				95
	Belgium.....		50		28		78
	China.....		1,062				1,062
	Cuba.....		24		6		30
	Denmark.....		5				5
	Dan. W. Indies.....		114				114
	France.....		317		526		843
	Germany.....		732		768		1,500
	Holland.....		100				100
	Italy.....		100				100
	Japan.....		50		10		60
	Mexico.....		108				108
	Norway.....		450				450
	Switzerland.....		1,482				1,482
	United States....		88,938		38,840		127,778
	Total.....		247,907		58,776		306,683
Coke.....	Newfoundland and Labrador.....	Tons. 5	14	Tons.		Tons. 5	14
	United States....	15,067	65,518	4	45	15,071	65,563
	Total.....	15,072	65,532	4	45	15,076	65,577
Cordage, ropes and twine.	United Kingdom.....		2,916		505		3,421
	Bermuda.....		215				215
	B. South Africa.....		2,350				2,350
	B. Guiana.....		5,918				5,918
	B. W. Indies.....		22,751				22,751
	B. Oceania :—						
	Australia and Tasmania.....		40				40
	New Zealand.....		140				140

3 GEORGE V., A. 1913

No. 3.—GENERAL STATEMENT OF EXPORTS—*Continued.*

ARTICLES EXPORTED.	COUNTRIES.	GOODS, THE PRODUCE OF CANADA.		GOODS, NOT THE PRODUCE OF CANADA.		TOTAL EXPORTS.	
		Quantity	Value.	Q'ty.	Value.	Quantity.	Value.
MANUFACTURES— <i>Con.</i>			\$		\$		\$
Cordage, ropes— <i>Con.</i>	Newfoundland and Labrador.....		5,520		2,978		8,498
	Alaska.....		76		23		99
	Dan. W. Indies.....		715				715
	Holland.....		244				244
	Mexico.....		923		51		974
	Sweden.....		4				4
	United States.....		15,412		2,284		17,696
	Total.....		57,224		5,841		63,065
Cotton fabrics.....		Yds.		Yds.		Yds.	
	United Kingdom.....	72,649	16,684	38,103	6,667	110,752	23,351
	B. South Africa.....	14,898	3,424			14,898	3,424
	B. India.....	6,500	960			6,500	960
	B. E. Indies, all other.....	549	125			549	125
	B. Honduras.....	7,211	1,190			7,211	1,190
	B. W. Indies.....	1,318	361			1,318	361
	B. Oceania:— Australia and Tasmania.....	65,642	15,638			65,642	15,638
	New Zealand.....	10,566	1,816			10,566	1,816
	Hong Kong.....	2,564	638			2,564	638
	Newfoundland and Labrador.....	71,873	13,192			71,873	13,192
	Brazil.....	30,601	4,516			30,601	4,516
	C. A. States:— Honduras.....	50	33			50	33
	Nicaragua.....	509	80			509	80
	Panama.....	1,220	225			1,220	225
	Salvador.....	209	60			209	60
	Chili.....	9,928	1,317			9,928	1,317
	China.....	22,266	5,913			22,266	5,913
	Denmark.....	1,837	1,027			1,837	1,027
	Dan. W. Indies.....	515	80			515	80
	France.....	428	107			428	107
	Germany.....	202,540	17,556	260	176	202,800	17,732
	Hayti.....	507	86			507	86
	Japan.....	14,581	5,828			14,581	5,828
	Mexico.....	10,678	1,806			10,678	1,806
	San Domingo.....	1,719	190			1,719	190
	U.S. of Colombia.....	7,223	1,052			7,223	1,052
	United States.....	50,948	8,467	20,214	1,822	71,162	10,289
	Venezuela.....	11,720	1,673			11,720	1,673
	Total.....	621,249	104,044	58,577	8,665	679,826	112,709
Cottons, other.....							
	United Kingdom.....		3,261		5,225		8,486
	B. South Africa.....		408				408
	B. India.....		255				255
	B. W. Indies.....		16		59		75
	B. Oceania:— Australia and Tasmania.....		4,972				4,972
	New Zealand.....		1,855				1,855
	Newfoundland and Labrador.....		18,742				18,742
	Alaska.....				100		100

SESSIONAL PAPER No. 11

No. 3.—GENERAL STATEMENT OF EXPORTS—*Continued.*

ARTICLES EXPORTED.	COUNTRIES.	GOODS, THE PRODUCE OF CANADA.		GOODS, NOT THE PRODUCE OF CANADA.		TOTAL EXPORTS.	
		Quantity.	Value.	Q'ty.	Value.	Quantity.	Value.
MANUFACTURES— <i>Con.</i>			\$		\$		\$
Cottons, other— <i>Con.</i>	Belgium	290	61	351			
	China	262		262			
	France	489	32	521			
	Germany		299	299			
	Japan	3,967		3,967			
	Miquelon and St. Pierre	409		409			
	Switzerland		322	322			
	United States	38,694	69,714	108,408			
	Total		73,620	75,812			149,432
		Lbs.		Lbs.		Lbs.	
Cotton waste	United Kingdom	100,467	1,994	100,467	1,994		
	Newfoundland and Labrador	973	63	973	63		
	Belgium	67,645	1,319	67,645	1,319		
	Germany	205,549	6,547	205,549	6,547		
	United States	667,429	25,584	5,689	413	673,118	25,997
	Total	1,042,063	35,507	5,689	413	1,047,752	35,920
Drugs and chemicals, viz:— Acetate of lime	United Kingdom	7,631,899	132,992	7,631,899	132,992		
	B. Oceania:— Australia and Tasmania	466,100	10,664	466,100	10,664		
	New Zealand	76,660	1,550	76,660	1,550		
	Belgium	1,166,660	15,736	1,166,660	15,736		
	Germany	565,234	7,918	565,234	7,918		
	Holland	1,485,549	32,865	1,485,549	32,865		
	Italy	240,006	6,589	240,006	6,589		
	United States	282,176	9,963	282,176	9,963		
	Total	11,914,284	218,277	11,914,284	218,277		
Calcium Carbide	United Kingdom	1,093,010	32,335	1,093,010	32,335		
	B. South Africa	789,530	26,774	789,530	26,774		
	B. Guiana	200	16	200	16		
	B. W. Indies	107,715	3,219	107,715	3,219		
	B. Oceania:— Australia and Tasmania	2,646,025	78,719	2,646,025	78,719		
	New Zealand	1,202,030	32,095	1,202,030	32,095		
	Malta, Gogo and Cyprus Isls	62,150	1,864	62,150	1,864		
	Newfoundland and Labrador	10,121	415	10,121	415		
	Argentina	253,550	7,606	253,550	7,606		
	Belgium	24,420	732	24,420	732		
	Brazil	235,366	7,029	235,366	7,029		
	C. A. States:— Honduras	8,500	255	8,500	255		
	China	4,400	132	4,400	132		
	Mexico	2,000	60	2,000	60		
	San Domingo	20,750	622	20,750	622		

3 GEORGE V., A. 1913

No. 3.—GENERAL STATEMENT OF EXPORTS—*Continued.*

ARTICLES EXPORTED.	COUNTRIES.	GOODS, THE PRODUCE OF CANADA.		GOODS, NOT THE PRODUCE OF CANADA.		TOTAL EXPORTS.	
		Quantity.	Value.	Q'ty.	Value.	Quantity.	Value.
MANUFACTURES— <i>Con.</i>		Lbs.	\$	Lbs.	\$	Lbs.	\$
Drugs, &c.— <i>Con.</i>	U.S. of Colombia	17,600	528	17,600	528
Calcium, carbide— <i>Con.</i>	United States...	136,874	3,936	791	32	137,665	3,968
	Venezuela	119,674	3,525	119,674	3,525
	Total	6,733,915	199,862	791	32	6,734,706	199,894
Gum Chicle.....	United Kingdom	16,160	4,836	16,160	4,836
	United States...	32,710	16,806	4,501,704	2,235,574	4,534,414	2,252,380
	Total.....	32,710	16,806	4,517,864	2,240,410	4,550,574	2,257,216
Senega Root.....	United Kingdom	29,199	13,717	29,199	13,717
	Germany ..	24,004	11,150	24,004	11,150
	Japan.....	14,665	7,412	14,665	7,412
	United States...	84,979	42,095	84,979	42,095
	Total.....	152,847	74,374	152,847	74,374
Lye.....	Newfound land and Labrador.	775	775
	United States...	32,016	32,016
	Total.....	32,791	32,791
Phosphorus..	United Kingdom	638,720	89,974	638,720	89,974
	United States...	4,968	776	4,968	776
	Total.....	643,688	90,750	643,688	90,750
All other, N.E.S.....	United Kingdom	151,149	36,163	187,312
	Bermuda.....	691	1,602	2,293
	B. South Africa.	461	4,840	5,301
	B. India.....	1,901	1,901
	B. Guiana.....	5,187	743	5,930
	B. Honduras....	38	38
	B. W. Indies....	115,866	952	116,818
	B. Oceania:—
	Australia and Tasmania...	38,710	125	38,835
	New Zealand.	262	262
	Hong Kong.	247	247
	Newfound land and Labrador.	51,634	3,159	54,823
	Alaska.....	970	150	1,120
	Argentina.....	6,449	6,449
	Aust-Hungary..	6	6
	Belgium.....	320	320
	Bolivia.....	310	310
	Brazil.....	1,821	1,821
	C. A. States:—
	Costa Rica....	2,898	2,898
	Guatemala....	83	83
	Honduras.....	456	456
	Nicaragua....	2,958	2,958
	Panama.....	3,130	3,130
	Salvador.....	348	348

SESSIONAL PAPER No. 11

No. 3.—GENERAL STATEMENT OF EXPORTS—*Continued.*

ARTICLES EXPORTED.	COUNTRIES.	GOODS, THE PRODUCE OF CANADA.		GOODS, NOT THE PRODUCE OF CANADA.		TOTAL EXPORTS.	
		Quantity.	Value.	Q'ty.	Value.	Quantity.	Value.
MANUFACTURES— <i>Con.</i>			\$		\$		\$
Drugs, &c.— <i>Con.</i>							
All other— <i>Con.</i>	Chili.....		1,344				1,344
	China.....		2,264				2,264
	Cuba.....		1,019		47		1,066
	Dan. W. Indies.....		184				184
	Dutch Guiana.....		556				556
	Ecuador.....		867				867
	France.....		520		126		646
	Germany.....		570		248		818
	Holland.....		1,075				1,075
	Italy.....		503				503
	Japan.....		5,558		100		5,658
	Korea.....		8				8
	Mexico.....		10,345				10,345
	Miquelon and St. Pierre.....		57		3		60
	Peru.....		3,896				3,896
	Philippines.....				93		93
	Porto Rico.....		101				101
	San Domingo.....		650				650
	Uruguay.....		149				149
	U. S. of Colom- bia.....		4,965				4,965
	United States.....		543,230		61,387		604,617
	Venezuela.....		1,148				1,146
	Total.....		964,932		109,738		1,074,670
Dye Stuffs.....	United Kingdom		70				70
	Newfoundl a n d Labrador.....		3,057				3,057
	Belgium.....		350				350
	Germany.....		30		4,906		4,936
	United States.....		1,887		2,094		3,981
	Total.....		5,394		7,000		12,394
Earthenware and all man- ufactures of.....	United Kingdom		2,102		660		2,762
	Bermuda.....		21				21
	B. South Africa.....		55				55
	B. Straits Settle- ments.....		25				25
	B. W. Indies.....		274		16		290
	B. Oceania :— Australia and Tasmania.....		177				177
	Newfoundl a n d and Labrador.....		1,828		312		2,140
	China.....		146				146
	Germany.....		80				80
	Japan.....				10		10
	Mexico.....		26				26
	Miquelon and St. Pierre.....		8				8
	United States.....		1,750		2,116		3,896
	Total.....		6,492		3,144		9,636

3 GEORGE V., A. 1913

No. 3.—GENERAL STATEMENT OF EXPORTS—Continued.

ARTICLES EXPORTED.	COUNTRIES.	GOODS, THE PRODUCE OF CANADA.		GOODS, NOT THE PRODUCE OF CANADA.		TOTAL EXPORTS.	
		Quantity.	Value.	Q'ty.	Value.	Quantity.	Value.
MANUFACTURES—Con.			\$		\$		\$
Electrical Apparatus....	United Kingdom		9,886		6,144		16,030
	B. South Africa.....		9				9
	B. Guiana.....		125				125
	B. W. Indies.....		546		32		578
	B. Oceania—						
	Australia and						
	Tasmania.....		2,115				2,115
	New Zealand..		112				112
	All other.....		857				857
	Newfound land						
	and Labrador.		4,781		730		5,561
	Alaska.....		111		25		136
	Belgium.....		30				30
	Cuba.....		123				123
	France.....				25		25
	Germany.....		60		512		572
	Italy.....		125				125
	Japan.....		48		216		264
	Mexico.....		650				650
	Miquelon and St.						
	Pierre.....		40				40
Electrotypes.....	Philippines.....		59				59
	United States...		29,220		81,097		110,317
	Total.....		48,897		88,831		137,728
	United Kingdom		1,234		16		1,250
	B. Oceania—						
	Australia and						
	Tasmania.....		28				28
	Newfound land						
	and Labrador.		56				56
	France.....		27				27
	United States...		10,466		3,390		13,856
	Total.....		11,811		3,406		15,217
		Brls.				Brls.	
	United Kingdom	2,535	30,328			2,535	30,328
	Newfound land						
	and Labrador.	240	2,760			240	2,760
	France.....	220	2,640			220	2,640
	Total.....	2,995	35,728			2,995	35,728
Extract of hemlock bark							
		Lbs.		Lbs.		Lbs.	
	United Kingdom	58,370	13,457			58,370	13,457
	Newfound land						
	and Labrador.	991,720	92,229			991,720	92,229
	Alaska	50	14			50	14
	Mexico.....	4,240	1,561			4,240	1,561
	United States...	119,616	56,385	137,617	56,227	257,233	112,612
	Total.....	1,173,996	163,646	137,617	56,227	1,311,613	219,873
Explosives and fulmin- ates, N. E. S.....							
Felt, manufactures of	United States...		325		264		589

SESSIONAL PAPER No. 11

No. 3.—GENERAL STATEMENT OF EXPORTS—*Continued.*

ARTICLES EXPORTED.	COUNTRIES.	GOODS, THE PRODUCE OF CANADA.		GOODS, NOT THE PRODUCE OF CANADA.		TOTAL EXPORTS.	
		Quantity.	Value.	Q'ty.	Value.	Quantity.	Value.
MANUFACTURES— <i>Con.</i>			\$		\$		\$
Fertilizers.....	B. Oceania—						
	Australia and		250				250
	Tasmania...						
	Newfoundland		37,157		72		37,229
	and Labrador.						
	Germany.....		1,600				1,600
	Hawaii.....		107,890				107,890
	Japan.....		893				893
	United States...		797,190		9,590		806,780
	Total.....		944,980		9,662		954,642
Films for photographers' use.....	United Kingdom		8,655		2,159		10,814
	B. Oceania—						
	Australia and		400				400
	Tasmania ..						
	United States...		4,889		12,978		17,867
	Total.....		13,944		15,137		29,081
Fur, manufactures of.....	United Kingdom		19,426		4,826		24,252
	Newfoundland						
	and Labrador.		5,088				5,088
	Alaska.....		50				50
	Belgium.....				900		900
	France.....		1,492		50		1,542
	Germany.....		2,715		10		2,725
	Italy.....		6				6
	United States...		9,412		3,625		13,037
	Total.....		38,189		9,411		47,600
Glass and glassware, N.E.S.....	United Kingdom		2,456		809		\$ 3,265
	Bermuda.....		57				57
	B. South Africa.		112				112
	B. India.....		80				80
	B. W. Indies....		1,429				1,429
	B. Oceania—						
	Australia and						
	Tasmania...		2,629		144		2,773
	New Zealand..		2,051				2,051
	Hong Kong....		152				152
	Newfoundland						
	and Labrador.		2,144		12		2,156
	Alaska.....		33		12		45
	Belgium.....		30		122		152
	Cen. A. States—						
	Panama.....		467				467
	China.....		180				180
	France..		10				10
	Germany.....		41		40		81
	Holland.....		50				50
	Japan.....		8				8

3 GEORGE V., A. 1913

No. 3.—GENERAL STATEMENT OF EXPORTS—*Continued.*

ARTICLES EXPORTED.	COUNTRIES.	GOODS, THE PRODUCE OF CANADA.		GOODS, NOT THE PRODUCE OF CANADA.		TOTAL EXPORTED.	
		Quantity.	Value.	Qty.	Value.	Quantity.	Value.
MANUFACTURES— <i>Con.</i>			\$		\$		\$
Glass and glassware— <i>Con.</i>	Miquelon and		27				27
	St. Pierre.....		8,938		9,745		18,683
	United States...						
	Total		20,894		10,884		31,778
		Lbs.		Lbs.		Lbs.	
Glucose.	B. South Africa.	273,551	9,564			273,551	9,564
	China.....	710	27			710	27
	Total	274,261	9,591			274,261	9,591
Grindstones, manufac- tured.	United Kingdom		434				434
	B. South Africa.....		75				75
	B. Oceania—						
	Australia and						
	Tasmania...		206				206
	Newfound land						
	and Labrador.		379				379
	C. Am. States—						
	Panama		52				52
	Denmark.....		20				20
	Miquelon and						
	St. Pierre.....		4				4
	Switzerland.....		136				136
	United States...		26,821		2,386		29,207
	Total		28,127		2,386		30,513
Guns, rifles and firearms of all kinds	United Kingdom		4,179		3,275		7,454
	B. South Africa.....		307				307
	B. India.. ...		3,448				3,448
	Oceania—						
	Australia and						
	Tasmania...		1,029				1,029
	New Zealand..		248				248
	Hong Kong.		67				67
	Newfound land						
	and Labrador.		207		20		227
	Alaska.....		225		70		295
	Belgium.....				90		90
	France.....		18				18
	Germany.....		25				25
	Hawaii.....				380		380
	Italy.		35				35
	Japan.....		220				220
	United States...		8,468		6,903		15,371
	Total		18,476		10,738		29,214
Gypsum or plaster, ground	United Kingdom				999		999
	B. Oceania—						
	New Zealand..		141				141
	Newfound land						
	and Labrador.		610		15		625
	United States...		3,400		116		3,516
	Total		4,151		1,130		5,281

SESSIONAL PAPER No. 11

No. 3.—GENERAL STATEMENT OF EXPORTS—*Continued.*

ARTICLES EXPORTED.	COUNTRIES.	GOODS, THE PRODUCE OF CANADA.		GOODS, NOT THE PRODUCE OF CANADA.		TOTAL EXPORTS.	
		Quantity.	Value.	Q'ty.	Value.	Quantity.	Value.
MANUFACTURES— <i>Con.</i>			\$		\$		\$
Hats and caps	United Kingdom		1,634		3,479		5,113
	Bermuda				190		190
	B. W. Indies		8		97		105
	B. Oceania—						
	Australia and						
	Tasmania				72		72
	Newfound land						
	and Labrador		12,252				12,252
	China		221				221
	France		15		83		98
	Mexico		150				150
	United States		2,849		3,971		6,820
	Total		17,129		7,892		25,021
Household Effects, N.E.S.							
	United Kingdom		140,698		37,323		178,021
	Bermuda		833		24		857
	B. East Africa		20				20
	B. South Africa		1,790		50		1,840
	B. India		200				200
	B. Straits Settle-						
	ments		150				150
	B. E. Indies all						
	other		50				50
	B. Guiana		20				20
	B. W. Indies		3,932		11		3,943
	B. Oceania—						
	Australia and						
	Tasmania		8,312				8,312
	New Zealand		2,725				2,725
	All other		50				50
	Newfound land						
	and Labrador		13,248		275		13,523
	Alaska		1,310		25		1,335
	Belgium		1,760				1,760
	Brazil		500				500
	China		2,417				2,417
	Cuba		958				958
	Denmark		850				850
	France		8,717		50		8,767
	Germany		1,029				1,029
	Holland		225		1,250		1,475
	Italy		150				150
	Japan		1,673		563		2,236
	Korea		225				225
	Hawaii		440				440
	Mexico		2,965				2,965
	Norway		435				435
	Sweden		50				50
	Switzerland		5,060				5,060
	Turkey in Eu-						
	rope		226		2,500		2,726
	United States		1,702,272		214,611		1,916,883
	Total		1,903,290		256,682		2,159,972

3 GEORGE V., A. 1913

No. 3.—GENERAL STATEMENT OF EXPORTS—*Continued.*

ARTICLES EXPORTED.	COUNTRIES.	GOODS, THE PRODUCE OF CANADA.		GOODS, NOT THE PRODUCE OF CANADA.		TOTAL EXPORTS.	
		Quantity.	Value.	Q'ty.	Value.	Quantity.	Value.
MANUFACTURES— <i>Con.</i>			\$		\$		\$
Ice.....	B. Oceania—						
	All other.....		43				43
	United States...		6,686				6,686
	Total		6,729				6,729
India Rubber, manufac- turers of, viz :—							
Belting.....	United Kingdom		11,480		1,130		12,610
	B. Oceania—						
	Australia and						
	Tasmania ..		2,733				2,733
	B. South Africa.		13,808				13,808
	Newfound land						
	and Labrador.		1,455				1,455
	Alaska ..				44		44
	Belgium ..		5,391				5,391
	France..		6,935				6,935
	French Africa..		2,116				2,116
	Germany		9,535		148		9,683
	Italy.....		448				448
	Mexico		884				884
	Spain.....		4,281				4,281
	Sweden.....		758				758
	United States...		789		637		1,426
	Total		60,613		1,959		62,572
Hose.....	United Kingdom		230				230
	B. Guiana		11				11
	B. Oceania—						
	Australia and						
	Tasmania ..		43				43
	New Zealand..		3,222				3,222
	Newfound land						
	and Labrador.		2,893				2,893
	Alaska				169		169
	Miquelon and						
	St. Pierre.....		20				20
	United States...		98				98
	Total.....		6,517		169		6,686
Boots and shoes.....							
	United Kingdom		2,617		65		2,682
	B. South Africa.		160				160
	B. Guiana.....		191		54		245
	B. Oceania:—						
	Australia and						
	Tasmania ..		44,494				44,494
	New Zealand..		26,758				26,758
	All other.....		513				513
	Newfound land						
	and Labrador.		46,111				46,111
	Alaska.....				618		618
	Belgium.....		1,148				1,148
	Germany		100		440		540
	Norway.....		164				164
	United States...		357		114		471
	Total ..		122,613		1,291		123,904

SESSIONAL PAPER No. 11

No. 3.—GENERAL STATEMENT OF EXPORTS—*Continued.*

ARTICLES EXPORTED.	COUNTRIES.	GOODS, THE PRODUCE OF CANADA.		GOODS, NOT THE PRODUCE OF CANADA.		TOTAL EXPORTS.	
		Quantity.	Value.	Q'ty.	Value.	Quantity.	Value.
MANUFACTURES— <i>Con.</i>			\$		\$		\$
Clothing.....	United Kingdom.....		43				43
	United States....		48		20		68
	Total.....		91		20		111
N E.S.	United Kingdom.....		24,373		4,079		28,452
	Bermuda.....		450				450
	B. South Africa.....		175				175
	B. India.....		38				38
	B. Guiana.....		75				75
	B. W. Indies.....		43				43
	B. Oceania :—						
	Australia and						
	Tasmania....		1,007		51		1,058
	New Zealand..		4,834				4,834
	Newfound land						
	and Labrador..		12,972				12,972
	Alaska.....		4		19		23
	Argentina.....		545				545
	Belgium.....		2,251				2,251
	Chili.....		215				215
	Denmark.....		1,311				1,311
	France.....		260				260
	Germany.....		921		250		1,171
	Italy.....		72				72
	Japan.....		82				82
	Miquelon and St.						
	Pierre.....		39				39
	Russia in Europe				1		1
	Sweden.....		735				735
	United States....		30,264		44,244		74,508
	Total.....		80,666		48,644		129,310
Iron and steel and manu- factures of, viz :— Stoves.....		No.		No.		No.	
	United Kingdom.....	19	959	1	2	20	961
	Bermuda.....	18	426			18	426
	B. India.....	1	21			1	21
	B. Oceania :—						
	All other.....	11	520			11	520
	Hong Kong.....	2	62			2	62
	Newfound land						
	and Labrador..	965	14,047			965	14,047
	Alaska.....	7	60	3	15	10	75
	Belgium.....	2	107			2	107
	China.....	31	671			31	671
	Italy.....	1	15			1	15
	Japan.....	2	33			2	33
	Korea.....	2	48			2	48
	Mexico.....	6	229			6	229
	Miquelon and St.						
	Pierre.....	6	77			6	77
	United States....	122	1,714	39	378	161	2,092
	Total..	1,195	18,989	43	395	1,238	19,384

3 GEORGE V., A. 1913

No. 3.—GENERAL STATEMENT OF EXPORTS—*Continued.*

ARTICLES EXPORTED.	COUNTRIES.	GOODS, THE PRODUCE OF CANADA.		GOODS, NOT THE PRODUCE OF CANADA.		TOTAL EXPORTS.	
		Quantity.	Value.	Q'ty.	Value.	Quantity.	Value.
MANUFACTURES— <i>Con.</i>			\$		\$		\$
Iron and steel— <i>Con.</i>							
Buoys, gas and parts of	United Kingdom		7,196				7,196
	Aden		65				65
	Bermuda		3,647				3,647
	B. South Africa		10				10
	B. India		2,620				2,620
	B. E. Indies all other		4,000				4,000
	B. W. Indies		178				178
	B. Oceania:—						
	Australia and Tasmania		4,602				4,602
	New Zealand		710				710
	Brazil		46,414				46,414
	Italy		650				650
	Japan		3,223				3,223
	Uruguay		3,513				3,513
	United States		6,583		358		6,941
	Total		83,411		358		83,769
Castings, N.E.S	United Kingdom		1,968		587		2,555
	Bermuda		16				16
	B. South Africa		506				506
	B. W. Indies		24				24
	B. Oceania—						
	Australia and Tasmania		84				84
	New Zealand		279				279
	Newfound land and Labrador		6,458		388		6,846
	Argentina		294				294
	France		2,044				2,044
	Mexico		16				16
	Miquelon & St. Pierre		34				34
	Uruguay		40				40
	United States		20,127		11,956		32,083
	Total		31,890		12,931		44,821
Pig iron		Tons.				Tons.	
	United Kingdom	168	6,070			168	6,070
	Newfoundland & Labrador	1	75			1	75
	France	215	5,643			215	5,643
	United States	5,332	250,605			5,332	250,605
	Total	5,716	262,393			5,716	262,393
Machinery, viz: Lino- type machines	B. South Africa		1,803				1,803
	B. Oceania—						
	Australia and Tasmania		2,042				2,042
	Brazil		1,041				1,041
	United States		3,477		2,525		6,002
	Total		8,363		2,525		10,888

SESSIONAL PAPER No. 11

No. 3.—GENERAL STATEMENT OF EXPORTS—*Continued.*

ARTICLES EXPORTED.	COUNTRIES.	GOODS, THE PRODUCE OF CANADA.		GOODS, NOT THE PRODUCE OF CANADA.		TOTAL EXPORTS.	
		Quantity.	Value.	Q'ty.	Value.	Quantity.	Value.
MANUFACTURES— <i>Con.</i>			\$		\$		\$
Iron and steel— <i>Con.</i>							
Machinery, N. E. S.	United Kingdom		57,652		12,474		70,126
	Bermuda		100				100
	B. South Africa		4,204				4,204
	B. Guiana		445				445
	B. W. Indies		396				396
	B. Oceania—						
	Australia and						
	Tasmania		21,120				21,120
	New Zealand		2,772				2,772
	All other		120				120
	Hong Kong		1,800				1,800
	Malta, Gogo and						
	Cypress Isles		4,137				4,137
	Newfoundland						
	and Labrador		35,456		10		35,466
	Alaska		1,524		9,013		10,537
	Argentina		33,217				33,217
	Belgium		80				80
	Brazil		300				300
	C. A. States—						
	Guatemala		382				382
	Honduras		32				32
	Panama		436				436
	Salvador		316				316
	Chili		7,733				7,733
	China		724				724
	Cuba		30				30
	France		9,903		50		9,953
	French Africa		4,856				4,856
	Germany		3,806		1,715		5,521
	Holland		600				600
	Italy		510				510
	Japan		750				750
	Mexico		25				25
	Morocco		35				35
	Peru		126				126
	Roumania		5,892				5,892
	Russia in Europe		2,103				2,103
	Uruguay		418				418
	United States		183,555		277,436		460,991
	Venezuela		680				680
	Total		386,235		300,698		686,933
		No.		No.		No.	
Sewing machines	United Kingdom	2,049	27,091	2	135	2,051	27,226
	Bermuda	1	35			1	35
	B. Oceania :—						
	Australia and						
	Tasmania	1	29			1	29
	New Zealand	1	30			1	30
	Hong Kong	500	4,480			500	4,480
	Newfoundland						
	and Labrador	677	7,711			677	7,711
	China	1,666	18,346			1,666	18,346
	Cuba	1	35			1	35
	France	1	35			1	35
	Italy	2	118			2	118
	Japan	7,505	73,766			7,505	73,766

3 GEORGE V., A. 1913

No. 3.—GENERAL STATEMENT OF EXPORTS—*Continued.*

ARTICLES EXPORTED.	COUNTRIES.	GOODS, THE PRODUCE OF CANADA.		GOODS, NOT THE PRODUCE OF CANADA.		TOTAL EXPORTS.	
		Quantity.	Value.	Q'ty.	Value.	Quantity.	Value.
MANUFACTURES— <i>Con.</i>		No.	\$	No.	\$	No.	\$
Iron and steel— <i>Con.</i>							
Sewing machines— <i>Con.</i>	Korea	870	10,630	870	10,630
	Russia in Europe	210	2,174	210	2,174
	United States... ..	975	18,467	239	9,155	1,214	27,622
	Total.	14,459	162,947	241	9,290	14,700	172,237
Typewriters							
	United Kingdom	3,428	217,293	2	222	3,430	217,515
	B. W. Indies.	1	50	1	50
	Newfoundland and Labrador.	16	667	3	350	19	1,017
	Alaska.....	3	185	3	185
	France.....	1,053	73,809	1	95	1,054	73,904
	Holland.	188	12,860	188	12,860
	United States... ..	170	7,092	607	21,603	777	28,695
	Total.	4,856	311,771	616	22,455	5,472	334,226
		Cwt.		Cwt.		Cwt.	
Scrap iron or steel.....							
	United Kingdom	17,190	10,146	34	30	17,224	10,176
	Hong Kong.....	786	540	786	540
	Alaska.....	552	515	552	515
	China.....	1,483	650	1,483	650
	United States... ..	79,276	46,500	49,467	33,865	128,743	80,365
	Total.....	99,287	58,351	49,501	33,895	148,788	92,246
Hardware, viz. :— Tools, hand or machine							
	United Kingdom	21,877	2,385	24,262
	B. South Africa.	4,989	29	5,018
	B. Oceania :—						
	Australia and Tasmania.	11,101	11,101
	New Zealand.	6,061	6,061
	Newfoundland and Labrador.	9,765	335	10,100
	Alaska.....	415	737	1,152
	Argentina.....	3,799	3,799
	Belgium.....	87	87
	Chili.....	129	129
	China.....	600	600
	Denmark.	740	740
	France.....	159	159
	Germany	845	315	1,160
	Holland.....	1,986	1,986
	Greenland and Iceland.....	50	50
	Mexico.....	165	165
	Norway.....	3,849	3,849
	Peru.....	92	92
	Russia in Europe	1,679	1,679
	Sweden.....	7,215	7,215
	Turkey in Asia	36	36
	United States...	17,533	16,290	33,823
	Total.....	92,413	20,850	113,263

SESSIONAL PAPER No. 11

No. 3.—GENERAL STATEMENT OF EXPORTS—*Continued.*

ARTICLES EXPORTED.	COUNTRIES.	GOODS, THE PRODUCE OF CANADA.		GOODS, NOT THE PRODUCE OF CANADA.		TOTAL EXPORTS.	
		Quantity.	Value.	Q'ty.	Value.	Quantity.	Value.
MANUFACTURES— <i>Con.</i>			\$		\$		\$
Iron and steel— <i>Con.</i>							
Hardware, N.E.S.	United Kingdom		9,652		1,259		10,911
	Bermuda... ..		921		84		1,005
	B. South Africa		957				957
	B. India		40				40
	B. Guiana		611				611
	B. W. Indies....		1,215				1,215
	B. Oceania:—						
	Australia and						
	Tasmania		1,275		6		1,281
	New Zealand..		1,331		1,061		2,392
	Newfound land						
	and Labrador.		5,911		454		6,365
	Alaska.....		139		112		251
	Aust.-Hungary..		2				2
	Belgium.....				279		279
	Brazil.....		238				238
	China.....		468				468
	Cuba.....		8				8
	Dan. W. Indies.		196				196
	Dutch Guiana....		32				32
	France.....				20		20
	Germany.		9		1,008		1,017
	Japan.....		37				37
	Mexico.....		560				560
	Miquelon and						
	St. Pierre.....		619		73		692
	Norway.....		7				7
	United States...		13,838		6,225		20,063
	Total.....		38,066		10,581		48,647
Steel and manufactures							
of N.E.S.	United Kingdom		95,402		11,869		107,271
	Bermuda... ..		1,672				1,672
	B. South Africa		17,694		60		17,754
	B. India		5,339				5,339
	B. Straits Settle-						
	ments		175				175
	B. E. Indies, all						
	other.....		99		21		120
	B. Guiana.....		2,947		91		3,038
	B. W. Indies....		21,919				21,919
	B. Oceania:—						
	Australia and						
	Tasmania		57,115		173		57,288
	New Zealand..		64,504		580		65,084
	All other.....		2,594				2,594
	Hong Kong....		530				530
	Newfound land						
	and Labrador.		139,344		1,969		141,313
	Alaska.....		2,018		1,658		3,676
	Argentina . . .		41,478				41,478
	Aust.-Hungary..		30				30
	Azores and						
	Madeira.....		381				381
	Belgium.....		343		7,335		7,678
	Brazil.....		5,336				5,336
	C. A. States:—						
	Costa Rica....		278				278
	Guatemala....		35				35
	Honduras.....		60				60

3 GEORGE V., A. 1913

No. 3.—GENERAL STATEMENT OF EXPORTS—*Continued.*

ARTICLES EXPORTED.	COUNTRIES.	GOODS, THE PRODUCE OF CANADA.		GOODS, NOT THE PRODUCE OF CANADA.		TOTAL EXPORTS.	
		Quantity.	Value.	Q'ty.	Value.	Quantity.	Value.
MANUFACTURES— <i>Con.</i>			\$		\$		\$
Iron and steel— <i>Con.</i> ¹⁹¹¹							
Steel and mfrs. of— <i>Con.</i>	C. A. States— <i>Con.</i>						
	Nicaragua.....		15				15
	Panama.....		190				190
	Salvador.....		1,985				1,985
	Chili.....		23,403				23,403
	China.....		3,066				3,066
	Cuba.....		664				664
	Denmark.....		325				325
	Ecuador.....		1,297				1,297
	Egypt and Soudan.....		1,050				1,050
	France.....		1,036		230		1,266
	French Africa.....		20				20
	Germany.....		5,519		585		6,104
	German Africa.....		104				104
	Holland.....		549		130		679
	Italy.....		3,930				3,930
	Japan.....		7,551				7,551
	Mexico.....		21,258				21,258
	Miquelon and St. Pierre.....		551		307		858
	Peru.....		2,356				2,356
	Porto Rico.....		13				13
	Portugal.....		102				102
	Portuguese Africa.....		941				961
	Russia in Europe.....		9				9
	San Domingo.....		133				133
	Siam.....		537				537
	Spain.....		133				133
	Sweden.....		415				415
	Switzerland.....				537		537
	Turkey in Asia.....		59				59
	Turkey in Europe.....		502				502
	Uruguay.....		4,461				4,461
	U. S. of Colom- bia.....		283				283
	United States.....		227,476		322,580		550,056
	Venezuela.....		10		259		269
	Total.....		769,250		348,384		1,117,634
Jewellery, all kinds, N. O. P.	United Kingdom.....		23,462		40,723		64,185
	Bermuda.....		23,977				23,977
	B. India.....				608		608
	B. W. Indies.....		8,546				8,546
	B. Oceania— Australia and Tasmania.....		746				746
	New Zealand.....		79				79
	New found land and Labrador.....		11,584				11,584
	Alaska.....		373				373
	Aust.-Hungary.....		75				75
	Belgium.....				23,185		23,185
	C. A. States— Panama.....		5,915				5,915
	Chili.....		20				20

SESSIONAL PAPER No. 11

No. 3.—GENERAL STATEMENT OF EXPORTS—*Continued.*

ARTICLES EXPORTED.	COUNTRIES.	GOODS, THE PRODUCE OF CANADA.		GOODS, NOT THE PRODUCE OF CANADA.		TOTAL EXPORTS.	
		Quantity.	Value.	Q'ty.	Value.	Quantity.	Value.
MANUFACTURES— <i>Con.</i>			\$		\$		\$
Jewellery— <i>Con.</i>	France.....		757		7,730		8,487
	Germany.....		452		2,769		3,221
	Holland.....		660				660
	Japan.....		8				8
	Mexico.....		1,853				1,853
	Norway.....				23		23
	Switzerland.....		1,726		494		2,220
	United States....		17,887		45,460		63,347
	Total		98,120		120,992		219,112
Jeweller's sweepings.	United Kingdom		32,212		1,483		33,695
	B. W. Indies.....		320				320
	United States....		85,089		25,287		110,376
	Total		117,621		26,770		144,391
		Cwt.		Cwt.		Cwt.	
Junk.....	United Kingdom	75,618	351,915	3,951	16,862	79,569	368,777
	Newfound land and Labrador.....	2,886	2,185			2,886	2,185
	Alaska.....	48	483			48	483
	Belgium.....	3,718	1,550			3,718	1,550
	France.....	320	642			320	642
	Germany.....	15,929	13,104			15,929	13,104
	Holland.....	13,332	12,286			13,332	12,286
	United States....	268,346	654,746	28,706	50,591	297,052	705,337
	Total	380,197	1,036,911	32,657	67,453	412,854	1,104,364
Lamps and lanterns.....	United Kingdom		3,699		188		3,887
	B. East Africa... ..		392				392
	B. South Africa... ..		7				7
	B. India.....		15				15
	B. W. Indies.....		776				776
	B. Oceania— Australia and Tasmania		184				184
	New Zealand... ..		982				982
	Newfound land and Labrador.....		948		55		1,007
	Alaska.....				33		33
	Aust.-Hungary... ..				153		153
	C. A. States— Nicaragua.....		685				685
	France.....				80		80
	Germany.....		36				36
	Holland.....				209		209
	Italy.....		160				160
	Miquelon and St. Pierre.....		55				55
	United States....		1,993		5,415		7,408
	Venezuela.....		200		60		260
	Total		10,132		6,197		16,329

3 GEORGE V., A. 1913

No. 3.—GENERAL STATEMENT OF EXPORTS—*Continued.*

ARTICLES EXPORTED.	COUNTRIES.	GOODS, THE PRODUCE OF CANADA.		GOODS, NOT THE PRODUCE OF CANADA.		TOTAL EXPORTED.	
		Quantity.	Value.	Q'ty.	Value.	Quantity.	Value.
MANUFACTURES— <i>Con.</i>		Lbs.	\$	Lbs.	\$	Lbs.	\$
Leather—							
“ Sole	United Kingdom	5,819,090	1,346,864			5,819,090	1,346,864
	Bermuda.....	473	127			473	127
	B. South Africa.	15,790	3,514			15,790	3,514
	B. W. Indies....	525	175			525	175
	B. Oceania—						
	New Zealand.	78,705	25,541			78,705	25,541
	Newfoundland						
	and Labrador.	138,627	32,673			138,627	32,673
	Belgium.....	83,230	25,183			83,230	25,183
	Germany.....	2,800	847			2,800	847
	United States...	26,006	6,661			26,006	6,661
	Total	6,165,246	1,441,585			6,165,246	1,441,585
“ Upper.....	United Kingdom	776,446	142,009	71	171	776,517	142,180
	B. W. Indies....	110	55			110	55
	B. Oceania—						
	New Zealand..	250	197			250	197
	Newfoundland						
	and Labrador.	68,150	19,273			68,150	19,273
	France.....	5	1			5	1
	United States...	51,255	8,603	8,549	5,680	59,804	14,283
	Total	896,216	170,138	8,620	5,851	904,836	175,989
“ N.E.S.....	United Kingdom	808,093	132,660	1,142	548	809,235	133,208
	Bermuda.....	1,088	567			1,088	567
	B.W. Indies			147	35	147	35
	B. Oceania:—						
	Australia and						
	Tasmania...			410	115	410	115
	New Zealand...	7,386	1,553			7,386	1,553
	Newfoundland						
	and Labrador.	46,924	13,209			46,924	13,209
	Alaska.....	30	5			30	5
	Belgium.....	2,009	683			2,009	683
	France.....	900	235			900	235
	Miquelon and						
	St. Pierre....	116	34			116	34
	United States...	112,525	22,240	70,140	9,910	182,665	32,150
	Total.....	979,071	171,186	71,839	10,608	1,050,910	181,794
“ Boots and shoes. . .	United Kingdom		2,412		1,512		3,924
	Bermuda.....		702				702
	B. South Africa.		360				360
	B. W. Indies....		241				241
	B. Oceania:—						
	Australia and						
	Tasmania ..		331				331
	New Zealand...		829				829
	Hong Kong.....				110		110
	Newfoundland						
	and Labrador.		4,357				4,357
	Alaska.....		216				216
	Aust-Hungary..		14				14
	China.....		64				64
	France.....		3,124				3,124

SESSIONAL PAPER No. 11

No. 3.—GENERAL STATEMENT OF EXPORTS—*Continued.*

ARTICLES EXPORTED.	COUNTRIES.	GOODS, THE PRODUCE OF CANADA.		GOODS, NOT THE PRODUCE OF CANADA.		TOTAL EXPORTS.	
		Quantity.	Value.	Q'ty.	Value.	Quantity	Value
MANUFACTURES— <i>Con.</i>			\$		\$		\$
Leather— <i>Con.</i>							
Boots and shoes— <i>Con.</i>	Japan.....		30				30
	Miquelon and St. Pierre.....		9,506				9,506
	Sweden.....				5		5
	United States....		14,655		16,960		31,615
	Total.....		36,841		18,587		55,428
Harness and saddlery.	United Kingdom		547		64		611
	Bermuda.....		10				10
	B. South Africa.....		105				105
	B. W. Indies.....		86				86
	B. Oceania:—						
	Australia and Tasmania		3,221				3,221
	Newfoundland and Labrador.....		3,213				3,213
	Alaska.....		76				76
	Argentina.....		3,102				3,102
	French Africa.....		24				24
	Italy.....		60				60
	Russia in Europe.....		31				31
	United States....		7,462		8,497		15,959
	Total.....		17,937		8,561		26,498
Other manufacturers of	United Kingdom		4,717		2,148		6,865
	B. Oceania:—						
	Australia and Tasmania		189				189
	New Zealand.....		99				99
	Hong Kong.....		10				10
	Newfoundland and Labrador.....		1,039				1,039
	Alaska.....		84		11		95
	Aust-Hungary.....		101				101
	France.....		2,590				2,590
	Germany.....		66				66
	Peru.....				48		48
	Russia in Europe.....				30		30
	United States....		3,880		8,561		12,441
	Total.....		12,775		10,798		23,573
Lime	B. Oceania:—						
	All other.....		373				373
	Newfoundland and Labrador.....		2,759				2,759
	Alaska.....		15				15
	Miquelon and St. Pierre.....		7				7
	United States....		39,183				39,183
	Total.....		42,337				42,337

3 GEORGE V., A. 1913

No. 3.—GENERAL STATEMENT OF EXPORTS—*Continued.*

ARTICLES EXPORTED.	COUNTRIES.	GOODS THE PRODUCE OF CANADA.		GOODS NOT THE PRODUCE OF CANADA.		TOTAL EXPORTS.	
		Quantity.	Value.	Q'ty.	Value.	Quantity.	Value.
MANUFACTURES— <i>Con.</i>		Galls.	\$	Galls.	\$	Galls.	\$
Liquors, ale and beer. . .	United Kingdom	3	5	6,754	6,627	6,757	6,632
	Bermuda.....	3	4			3	4
	B.W. Indies . . .	195	125	100	35	295	160
	Newfoundland and Labrador.	30	12			30	12
	Alaska			426	537	426	537
	United States... ..	1,362	868	1,111	1,460	2,473	2,328
	Total.....	1,593	1,014	8,391	8,659	9,984	9,673
Brandy.....	United Kingdom			169	971	169	971
	Newfoundland and Labrador.			146	183	146	183
	Alaska			192	799	192	799
	France.....			968	1,248	968	1,248
	Spain				2		2
	United States... ..			668	2,185	668	2,185
	Total.			2,143	5,388	2,143	5,388
Gin.....	United Kingdom			1	2	1	2
	Newfoundland and Labrador.			4	2	4	2
	Alaska.....			425	707	425	707
	United States... ..	79	181	3,064	2,747	3,143	2,928
	Total.	79	181	3,494	3,458	3,573	3,639
Rum.....	Bermuda			147	44	147	44
	B.W. Indies . . .			466	133	466	133
	Newfoundland and Labrador.			212	49	212	49
	Alaska.....			485	267	485	267
	Miquelon and St. Pierre.....			3,243	836	3,243	836
	United States... ..			112	147	112	147
	Total.....			4,665	1,476	4,665	1,476
Whiskey.....	United Kingdom	9,268	36,197	329	980	9,597	37,177
	Bermuda.. . . .	454	1,147			454	1,147
	B.E. Africa... .	117	356			117	356
	B.S. Africa.....	1,008	3,093			1,008	3,093
	B. India.....	202	619			202	619
	B. Honduras....	1,650	5,170			1,650	5,170
	B.W. Indies . . .	1,120	3,454			1,120	3,454
	B. Oceania:— Australia and Tasmania.	1,772	5,489			1,772	5,489
	New Zealand . .	1,157	3,564			1,157	3,564
	Hong Kong.....	77	238			77	238
	Newfoundland and Labrador.	104	295	137	459	241	754
	Alaska.....	87	319	532	1,390	619	1,709
	Argentina.....	2,469	7,247			2,469	7,247
	Bolivia	683	2,102			683	2,102
	Brazil.....	874	2,695			874	2,695
	C. A. States— Costa Rica....	5,102	15,772			5,102	15,772
	Guatemala....	5,001	15,358			5,001	15,358
	Honduras . . .	546	1,711			546	1,711

SESSIONAL PAPER No. 11

No. 3.—GENERAL STATEMENT OF EXPORTS—*Continued.*

ARTICLES EXPORTED.	COUNTRIES.	GOODS, THE PRODUCE OF CANADA.		GOODS, NOT THE PRODUCE OF CANADA.		TOTAL EXPORTS.	
		Quantity.	Value.	Q'ty.	Value.	Quantity.	Value.
MANUFACTURES— <i>Con.</i>		Galls.	\$	Galls.	\$	Galls.	\$
Liquors— <i>Con.</i>							
Whiskey— <i>Con.</i>	C. A. States— <i>Con.</i>						
	Nicaragua....	796	2,475			796	2,475
	Panama.....	155	512			155	512
	Salvador.....	328	1,011			328	1,011
	Chili.....	1,765	5,439			1,765	5,439
	China.....	462	1,424			462	1,424
	Cuba.....	2,025	6,348			2,025	6,348
	Dutch Guiana..	68	214			68	214
	Ecuador.....	548	1,691			548	1,691
	Egypt and Soudan.....	1,167	3,563			1,167	3,563
	France.....	2,509	7,125			2,509	7,125
	Germany.....	1,782	3,644			1,782	3,644
	Hawaii.....	1,701	5,467	3	12	1,704	5,479
	Italy.....	529	1,605			529	1,605
	Japan.....	135	413			135	413
	Mexico.....	5,377	16,498			5,377	16,498
	Miquelon and St. Pierre....			87	119	87	119
	Peru.....	255	783			255	783
	Philippines....	1,832	6,039			1,832	6,039
	Portug'se Africa	31	95			31	95
	Sweden.....	227	491			227	491
	U.S. of Colombia	40	124			40	124
	United States...	244,725	759,089	3,563	9,762	248,288	768,851
	Venezuela.....	286	887			286	887
	Total.....	298,434	929,763	4,651	12,722	303,085	942,485
Wines.....	United Kingdom	154	192	282	1,564	436	1,756
	Bermuda.....	15	36			15	36
	B. Guiana.....	220	232			220	232
	B. W. Indies....	1,116	887			1,116	887
	Newfoundland and Labrador..	630	255	562	1,870	1,192	2,125
	Alaska.....			100	614	100	614
	France.....			68	472	68	472
	Miquelon and St. Pierre....	25	48			25	48
	United States...	2,047	4,843	4,289	18,102	6,336	22,945
	Total....	4,207	6,493	5,301	22,622	9,508	29,115
Wood alcohol.....	United Kingdom	366,998	151,071			366,998	151,071
	B. W. Indies..			40	25	40	25
	B. Oceania:						
	Australia and Tasmania....	50	46			50	46
	New Zealand..	167	68			167	68
	Alaska.....	68	34			68	34
	Belgium.....	7,504	1,876			7,504	1,876
	France.....	102,200	47,100			102,200	47,100
	United States...	550	115			550	115
	Total.....	477,537	200,310	40	25	477,577	200,335

3 GEORGE V., A. 1913

No. 3.—GENERAL STATEMENT OF EXPORTS—*Continued.*

ARTICLES EXPORTED.	COUNTRIES.	GOODS,* THE PRODUCE OF CANADA.		GOODS, NOT THE PRODUCE OF CANADA.		TOTAL EXPORTS.	
		Quantity.	Value.	Q'ty.	Value.	Quantity.	Value.
MANUFACTURES— <i>Con.</i>		Galls.	\$	Galls.	\$	Galls.	\$
Liquors— <i>Con.</i>							
Other spirits. N.E.S...	United Kingdom	3,840	1,010	3,840	1,010
	Bermuda	70	89	70	89
	B. Honduras . . .	70	225	70	225
	B. W. Indies . . .	103	128	103	128
	B. Oceania:—						
	New Zealand..	165	410	165	410
	Newfoundland and Labrador.	78	362	78	362
	Alaska.....	1	7	250	544	251	551
	Bolivia.....	28	100	28	100
	Brazil	55	195	55	195
	C. A. States:—						
	Guatemala . . .	72	225	72	225
	Panama	73	220	73	220
	Chili..	28	100	28	100
	Cuba	35	112	35	112
	Ecuador.....	42	150	42	150
	Peru	69	245	69	245
	Porto Rico.....	1	4	1	4
	Uruguay	11	50	14	50
	United States...	2,545	24,996	1,109	1,741	3,654	23,737
	Total.....	7,211	28,266	1,437	2,647	8,648	30,913
Metals. viz.:—		Cwt.				Cwt.	
Aluminum, in bars, blocks, &c.....	United Kingdom	19,395	256,561	19,395	256,561
	Belgium.....	11,572	154,433	11,572	154,433
	Cuba.....	4	42	4	42
	Mexico.....	802	12,045	802	12,045
	United States...	72,656	933,726	72,656	933,726
	Total.....	104,429	1,356,807	104,429	1,356,807
Aluminum. mfrs. of. .	United States...	1,847	494	2,341
Metals, N.O.P.....	United Kingdom	42,482	9,928	52,410
	Bermuda..	188	188
	B. South Africa.	10,255	1	10,256
	B. India	127	127
	B. Guiana.....	5	5
	B. W. Indies.....	229	332	561
	B. Oceania:						
	Australia and Tasmania...	16,104	5	16,109
	New Zealand..	10,631	10,631
	Newfoundland and Labrador.	9,662	154	9,816
	Argentina.....	8,941	8,941
	Aust.-Hungary..	5,235	50	5,285
	Belgium.....	4,638	6	4,644
	Brazil	1,589	1,589
	C. A. States:—						
	Honduras.....	243	243
	Chili.....	809	809
	China.....	465	465
	Denmark.....	16,163	16,163
	France.....	5,749	655	6,404
	Germany.....	7,734	611	8,345

SESSIONAL PAPER No. 11

No. 3.—GENERAL STATEMENT OF EXPORTS—*Continued.*

ARTICLES EXPORTED.	COUNTRIES.	GOODS, THE PRODUCE OF CANADA.		GOODS, NOT THE PRODUCE OF CANADA.		TOTAL EXPORTS.	
		Quantity.	Value.	Qty.	Value.	Quantity.	Value.
MANUFACTURES— <i>Con.</i>			\$		\$		\$
Metals, N.O.P.— <i>Con.</i>	Hawai.		2,700				2,700
	Holland		6,564				6,564
	Italy		1,508				1,508
	Japan		12,421				12,421
	Mexico		5,417				5,417
	Miquelon and St Pierre		52				52
	Russia in Europe		3,200		5		3,205
	Spain		482		16		498
	Switzerland		661				661
	United States		53,826		40,919		94,745
	Venezuela		20				20
	Total		228,100		52,682		280,782
		Gals.		Gals.		Gals.	
Molasses	United Kingdom			5,686	873	5,686	873
	Bermuda			25	10	25	10
	Newfound land and Labrador			63,049	18,941	63,049	18,941
	Alaska	16	8			16	8
	Miquelon and St Pierre	46	17	1,202	351	1,248	368
	United States	3,128	359	9,200	3,632	12,328	3,991
	Total	3,190	384	79,162	23,807	82,352	24,191
		No.		No.		No.	
Musical Instruments, viz. Organs	United Kingdom	1,603	119,879	1	100	1,604	119,979
	B. South Africa	379	23,792			379	23,792
	B. Indies	1	125			1	125
	B. W. Indies	49	3,080			49	3,080
	B. Oceania :— Australia and Tasmania	280	23,685			280	23,685
	New Zealand	193	15,186			193	15,186
	Newfound land and Labrador	27	3,526			27	3,526
	Cuba	1	45			1	45
	Denmark	10	647			10	647
	Germany	154	6,295			154	6,295
	Holland	129	7,055			129	7,055
	Italy	1	100			1	100
	Norway	4	235			4	235
	United States	109	20,951	75	4,072	184	25,023
	Total	2,940	224,601	76	4,172	3,016	228,773
Pianos	United Kingdom	20	5,796	2	342	22	6,138
	Bermuda	2	650			2	650
	B. W. Indies	4	888			4	888
	B. Oceania :— Australia and Tasmania	36	7,575			36	7,575
	New Zealand	2	400			2	400
	Newfound land and Labrador	1	200	1	150	2	350

3 GEORGE V., A. 1913

No. 3.—GENERAL STATEMENT OF EXPORTS—Continued.

ARTICLES EXPORTED.	COUNTRIES.	GOODS, THE PRODUCE OF CANADA.		GOODS, NOT THE PRODUCE OF CANADA.		TOTAL EXPORTS.	
		Quantity.	Value.	Qty.	Value.	Quantity.	Value.
		No.	\$	No.	\$	No.	\$
MANUFACTURES— <i>Con.</i>							
Musical instruments— <i>Con.</i>							
Pianos— <i>Con.</i>	Alaska			1	100	1	100
	China	1	875			1	875
	Cuba	1	350			1	350
	France			1	265	1	265
	Holland	1	200			1	200
	Sweden	1	500			1	500
	United States	150	33,846	55	13,641	203	47,487
	Total	219	51,280	58	14,498	277	65,778
Other	United Kingdom		1,110		1,608		2,718
	B. W. Indies		59				59
	Newfoundland and Labrador		253				253
	Germany				163		163
	Italy				200		200
	United States		2,673		2,798		5,471
	Total		4,095		4,769		8,864
Oakum	Newfoundland and Labrador	Cwt. 9		Cwt. 30	171	Cwt. 39	238
Oil Cake	United Kingdom	Cwt. 182,456	286,337	Cwt.		Cwt. 182,456	286,337
	B. Guiana	950	750			950	750
	B. W. Indies	8,525	11,969			8,525	11,969
	Newfoundland and Labrador	21	33			21	33
	Belgium	165,271	250,777			165,271	250,777
	France	6,000	11,354			6,000	11,354
	Germany	9,060	13,096			9,060	13,096
	Holland	45,544	81,878			45,544	81,878
	United States	2,046	3,237	18	32	2,064	3,269
	Total	419,873	659,431	18	32	419,891	659,463
Oilcloths, all kinds	United Kingdom	Sq. Yds. 15	10	Sq. Yds.		Sq. Yds. 15	10
	Bermuda	24	12			24	12
	Newfoundland and Labrador	45,402	7,037			45,402	7,037
	Alaska	6	3			6	3
	United States	20	10	261	186	281	196
	Total	45,467	7,072	261	186	45,728	7,258
Oils—Creosote	United States	Gals. 1,153,821	57,530	Gals.		Gals. 1,153,821	57,530

SESSIONAL PAPER No. 11

No. 3.—GENERAL STATEMENT OF EXPORTS—*Continued.*

ARTICLES EXPORTED.	COUNTRIES.	GOODS, THE PRODUCE OF CANADA.		GOODS, NOT THE PRODUCE OF CANADA.		TOTAL EXPORTS.	
		Quantity.	Value.	Q'ty.	Value.	Quantity.	Value.
		Galls.	\$	Galls.	\$	Galls.	\$
MANUFACTURES— <i>Con.</i>							
Naphtha and Gasoline.....	Newfoundland and Labrador.	34,152	5,403	57,598	6,933	91,660	12,336
	Miquelon and St Pierre.....			182	25	182	25
	United States.....			5,438	988	5,438	988
	Total.....	34,152	5,403	63,128	7,946	97,280	13,349
Oil, N.E.S.....	United Kingdom	577	355			577	355
	Bermuda.....	33	33	40	35	73	68
	B. Guiana.....			9,073	1,287	9,073	1,287
	B. W. Indies.....			6,998	1,622	6,998	1,622
	B. Oceania :—						
	Australia and Tasmania ..	32,500	9,332			32,500	9,332
	New Zealand..	2,880	823			2,880	823
	Newfoundland and Labrador.	26,986	7,305	12,599	911	39,585	8,216
	Alaska.....	53	51	145	221	198	272
	Denmark.....	37,668	3,090	37,605	3,334	75,273	6,474
	France.....	200	200			200	200
	Germany.....	89,200	9,000			89,200	9,000
	Holland.....	35,927	3,332			35,927	3,332
	Miquelon and St. Pierre.....	47	31	58	45	105	76
	Switzerland.....			7	72	7	72
	United States.....	27,213	17,992	18,226	18,308	45,439	36,300
	Total... ..	253,284	51,544	84,751	25,885	338,035	77,429
		Rolls.		Rolls.		Rolls.	
Paper—Wall.....	United Kingdom			61	47	61	47
	B. Guiana.....	1,300	125			1,300	125
	B. W. Indies ..	10,845	253			10,845	253
	B. Oceania :—						
	Australia and Tasmania ..	102,702	9,346			102,702	9,346
	New Zealand..	164,936	24,239			164,936	24,239
	Newfoundland and Labrador.	272,491	11,567			272,491	11,567
	China	60	21			60	24
	Mexico	220,629	11,548			220,629	11,548
	United States...	53,163	5,083	6,120	1,485	59,283	6,568
	Total.....	826,126	62,185	6,181	1,532	832,307	63,717
" Felt	United Kingdom	170	138			170	138
	B. South Africa.	620	249			620	249
	B. Oceania :—						
	New Zealand..	740	437			740	437
	Newfoundland and Labrador	32,595	28,985			32,595	28,985
	Miquelon and St. Pierre.....	25	23			25	23
	United States...	15,316	5,233	10	20	15,326	5,253
	Total.....	49,466	35,065	10	20	49,476	35,085

3 GEORGE V., A. 1913

No. 3.—GENERAL STATEMENT OF EXPORTS—*Continued.*

ARTICLES EXPORTED.	COUNTRIES.	GOODS, THE PRODUCE OF CANADA.		GOODS, NOT THE PRODUCE OF CANADA.		TOTAL EXPORTS.	
		Quantity.	Value.	Q'ty.	Value.	Quantity.	Value.
MANUFACTURES <i>Con.</i>		Lbs.	\$	Lbs.	\$	Lbs.	\$
Paper Wrapping.....	United Kingdom	5,010	183	5,010	183
	Bermuda.....	6,284	215	6,284	215
	B. W. Indies..	51,394	2,366	51,394	2,366
	Newfound land and Labrador.	90,141	4,533	90,141	4,533
	Miquelon and St. Pierre....	140	11	140	11
	United States...	758	68	758	68
	Total	152,969	7,308	758	68	153,727	7,376
Printing	United Kingdom	254,962	250	255,212
	B. South Africa.	186,640	186,640
	B. India	673	673
	B. W. Indies....	2,233	2,233
	B. Oceania :—
	Australia and Tasmania	396,479	396,479
	New Zealand..	271,321	271,321
	Newfound land and Labrador.	8,358	8,358
	Argentina.....	15,537	15,537
	Bolivia	153	153
	Brazil	5,407	5,407
	C. A. States:—
	Costa Rica....	3,042	3,042
	Guatemala	1,038	1,038
	Honduras....	100	100
	Nicaragua....	43	43
	Panama.....	2,699	2,699
	Salvador.....	2,493	2,493
	Chili.....	9,656	9,656
	China	3,306	3,306
	Cuba	118,997	118,997
	Dutch W. Indies	182	182
	Ecuador.....	1,101	1,101
	Hayti	1,665	1,665
	Mexico	2,318	2,318
	Peru	1,024	1,024
	San Domingo...	733	733
	Uruguay	546	546
	U.S. of Colombia	5,468	5,468
	United States...	1,982,830	7,033	1,989,863
	Venezuela.....	12,922	12,922
	Total	3,291,926	7,283	3,299,209
" N. E. S.	United Kingdom	345,568	1,725	347,293
	Bermuda.....	1,984	1,984
	B. S. Africa	11,993	11,993
	B. Guiana.....	532	532
	B. W. Indies....	3,598	3,598
	B. Oceania :—
	Australia and Tasmania	11,460	11,460
	New Zealand..	6,616	6,616
	Newfoundland and Labrador.	13,591	753	14,344
	Belgium	1,850	271	2,121
	Cuba	2,639	2,639

SESSIONAL PAPER No. 11

No. 3.—GENERAL STATEMENT OF EXPORTS—*Continued.*

ARTICLES EXPORTED.	COUNTRIES.	GOODS, THE PRODUCE OF CANADA.		GOODS, NOT THE PRODUCE OF CANADA.		TOTAL EXPORTED.	
		Quantity.	Value.	Q'ty.	Value.	Quantity.	Value.
MANUFACTURES— <i>Con.</i>			\$				\$
Paper, N.E.S.— <i>Con.</i>	Germany		493				493
	Japan		785				785
	Mexico		2,140				2,140
	Miquelon and St. Pierre		10				10
	Portuguese Africa		6,610				6,610
	Switzerland		1,191				1,191
	United States		59,575		7,110		66,685
	Total		470,635		9,859		480,494
Paints and varnishes of all kinds	United Kingdom		6,990		478		7,468
	Bermuda		642		9		651
	B. S. Africa		125				125
	B. Guiana		4,717				4,717
	B. W. Indies		9,043				9,043
	B. Oceania :—						
	Australia and Tasmania		555				555
	New Zealand		1,661				1,661
	Newfoundland and Labrador		38,021		305		38,326
	Alaska				28		28
	China		15				15
	Germany		3,716				3,716
	Hawaii		15				15
	Holland		502				502
	Mexico		1,724		478		2,202
	Miquelon and St. Pierre		6				6
	United States		6,226		5,253		11,479
	Total		73,958		6,551		80,509
Paintings, all kinds	United Kingdom		16,087		32,864		48,951
	B. India		2,000				2,000
	B. W. Indies		5				5
	Newfoundland and Labrador		661				661
	Belgium		700				700
	China		25				25
	France		3,000		20,450		23,450
	Germany		800				800
	Holland				1,900		1,900
	United States		24,488		562,586		587,074
	Total		47,766		617,800		665,566
Photographs.	United Kingdom		1,698		358		2,056
	B. Guiana				3		3
	B. Oceania :—						
	Australia and Tasmania		9				9
	New Zealand		50				50

3 GEORGE V., A. 1913

No. 3.—GENERAL STATEMENT OF EXPORTS—*Continued.*

ARTICLES EXPORTED.	COUNTRIES.	GOODS, THE PRODUCE OF CANADA.		GOODS, NOT THE PRODUCE OF CANADA.		TOTAL EXPORTS.		
		Quantity.	Value.	Q'ty.	Value.	Quantity.	Value.	
MANUFACTURES— <i>Con.</i>			\$		\$		\$	
Photographs— <i>Con.</i>	Hong Kong.....		5				5	
	Newfoundland and Labrador.....		5				5	
	Aust.-Hungary..		20				20	
	Denmark.....		5				5	
	Germany.....		50				50	
	Italy.....		7				7	
	Russia in Europe.....		5				5	
	United States...		4,794		863		5,657	
	Total.....		6,648		1,224		7,872	
Plumbago, manufactures of.....	United Kingdom.....		2,006				2,006	
	France.....		41				41	
	Germany.....		1,564				1,564	
	United States...		23,367		49		23,416	
		Total.....		26,978		49		27,027
Rags		Lbs.		Lbs.		Lbs.		
	United Kingdom	4,677,169	237,937	12,000	803	4,689,169	238,740	
	Belgium	158,620	6,888			158,620	6,888	
	France.....	10,995	1,159			10,995	1,159	
	Germany . . .	4,592	71			4,592	71	
	Holland.....	30,600	1,185			30,600	1,185	
	Philippines.....	19,024	81			19,024	81	
	United States...	37,665,097	314,622	106,486	1,148	37,771,583	315,770	
		Total..	42,566,097	561,943	118,486	1,951	42,684,583	563,894
Ships, sold to other coun- tries.....		No. Tons				No. Tons.		
	B. W. Indies....	4 1,354	35,500			4 1,354	35,500	
	Newfoundland and Labrador.	6 415	18,100			6 415	18,100	
	Miquelon and St. Pierre	4 139	2,400			4 139	2,400	
		Total	14 1,908	56,000			14 1,908	56,000
Silk and manufactures of.	United Kingdom		2,718		11,669		14,387	
	B. Oceania :—							
	Australia and Tasmania...		15,743		54		15,797	
	Newfoundland and Labrador.		2,674				2,674	
	Belgium.....				75		75	
	France.....		50		5,436		5,486	
	Germany . . .		100		39		139	
	Switzerland		25		1,193		1,218	
	United States...		1,015		3,221		4,236	
		Total ...		22,325		21,687		44,012

SESSIONAL PAPER No. 11

No. 3.—GENERAL STATEMENT OF EXPORTS—*Continued.*

ARTICLES EXPORTED.	COUNTRIES.	GOODS, THE PRODUCE OF CANADA.		GOODS, NOT THE PRODUCE OF CANADA.		TOTAL EXPORTS.	
		Quantity.	Value.	Qty.	Value.	Quantity.	Value.
MANUFACTURES— <i>Con.</i>		Lbs.	\$	Lbs.	\$	Lbs.	\$
Soap.....	United Kingdom	12,325	630	200	34	12,525	664
	Bermuda.....	48,360	1,497			48,360	1,497
	B. South Africa.	2,680	270			2,680	270
	B. W. Indies....	355,730	15,928			355,730	15,928
	B. Oceania :—						
	New Zealand..	250	20			250	20
	Newfound land						
	and Labrador.	17,529	1,686			17,529	1,686
	Alaska..	300	15	710	61	1,010	76
	Japan.....	78,949	3,234			78,949	3,234
	Korea.....	75	4			75	4
	United States...	29,014	671	1,398	129	30,412	800
	Total.....	545,212	23,955	2,308	224	547,520	24,179
Starch.....	United Kingdom	45,140	1,788			45,140	1,788
	B. W. Indies..	40	2			40	2
	Newfound land						
	and Labrador.	13,360	583	1,180	59	14,540	642
	Belgium.....	75,000	850			75,000	850
	Miquelon and St. Pierre.....			100	7	100	7
	Total.....	133,540	3,223	1,280	66	134,820	3,289
Stationery.....	United Kingdom		3,789		659		4,448
	Bermuda.....		24		25		49
	B. W. Indies....		5,082				5,082
	B. Oceania :—						
	Australia and						
	Tasmania...		1,096				1,096
	New Zealand..		17				17
	Hong Kong....		27				27
	Newfound land						
	and Labrador.		5,052		47		5,099
	Belgium.....		78				78
	Brazil		155				155
	C. A. States :—						
	Guatemala....				25		25
	Nicaragua....				39		39
	Salvador....				25		25
	China		387				387
	Cuba.....		5,110		447		5,557
	France.....		64		85		149
	Germany.....		218		35		253
	Mexico.....		1,059				1,059
	Porto Rico....		1,841				1,841
	Russia, in Europe		131				131
	San Domingo..		214				214
	Switzerland....		5,039				5,039
	United States...		10,609		1,224		11,833
	Venezuela.....		328				328
	Total.....		40,320		2,611		42,931

3 GEORGE V., A. 1913

No. 3.—GENERAL STATEMENT OF EXPORTS—Continued.

ARTICLES EXPORTED.	COUNTRIES.	GOODS, THE PRODUCE OF CANADA.		GOODS, NOT THE PRODUCE OF CANADA.		TOTAL EXPORTS.	
		Quantity.	Value.	Q'ty.	Value.	Quantity.	Value.
MANUFACTURES— <i>Con.</i>			\$		\$		\$
Stone, Ornamental, viz:— Granite, Marble, &c., dressed	United Kingdom		585		144		729
	Bermuda		90				90
	B. W. Indies				200		200
	United States		101		41		142
	Total		776		385		1,161
Building, viz:— Freestone, Lime stone &c', dressed	United States		456				456
Sugar of all kinds, N. E. S.		Lbs.		Lbs.		Lbs.	
	Bermuda	155	9			155	9
	B. South Africa	252,538	7,838			252,538	7,838
	B. W. Indies	1,000	32	200	12	1,200	44
	Newfound Land and Labrador	25,417	1,154	125,532	4,541	150,949	5,695
	Alaska	1,325	122	100	10	1,425	132
	Cuba			1,087,300	46,967	1,087,300	46,967
	Korea	120	6			120	6
	United States	9,630	419	3,162,375	86,069	3,172,005	86,488
	Total	290,185	9,580	4,375,507	137,599	4,665,692	147,179
Sugar House Syrup		Gals.		Gals.		Gals.	
	United States	127,020	9,474	80	22	127,100	9,496
Confectionery, Sweetened		Lbs.		Lbs.		Lbs.	
	United Kingdom	12,968	2,078	3,889	688	16,857	2,766
	Bermuda	390	62			390	62
	B. Guiana	200	31			200	31
	B. W. Indies	4,401	626			4,401	626
	B. Oceania Australia and Tasmania	10	2			10	2
	New Zealand	400	110			400	110
	All other	455	69			455	69
	Newfound Land and Labrador	90,164	19,591			90,164	19,591
	Belgium			200	48	200	48
	China	170	51			170	51
	France	3,409	391			3,409	391
	Japan	2,870	650			2,870	650
	Miquelon and St. Pierre	650	80			650	80
	United States	10,958	2,722	1,377	316	12,335	3,038
	Total	127,045	26,463	5,466	1,052	132,511	27,515
Tar	B. South Africa		375				375
	B. W. Indies		8				8
	B. Oceania— Australia and Tasmania		50				50
	Newfound Land and Labrador		8,729				8,729
	France		24				24
	United States		32,589		15		32,604
	Total		41,775		15		41,790

SESSIONAL PAPER No. 11

No. 3.—GENERAL STATEMENT OF EXPORTS—*Continued.*

ARTICLES EXPORTED.	COUNTRIES.	GOODS, THE PRODUCE OF CANADA.		GOODS, NOT THE PRODUCE OF CANADA.		TOTAL EXPGRTS.	
		Quantity.	Value.	Q'ty.	Value.	Quantity.	Value.
MANUFACTURES— <i>Con.</i>			\$		\$		\$
Tin, manufactures of.....	United Kingdom		3,183		364		3,547
	Bermuda..		52				52
	B. South Africa.		10				10
	B. Guiana		58		3		61
	B. Honduras.....		119				119
	B. W. Indies....		167		252		419
	B. Oceania—						
	Australia and						
	Tasmania... ..		1,776				1,776
	New Zealand.. ..		771				771
	Newfoundl and						
	and Labrador.		2,186		362		2,548
	C. A. States :—						
	Panama				38		38
	Germany.....				383		383
	Holland.....		328				328
	Mexico.....		20				20
	Miquelon and						
	St. Pierre.....		23		11		34
	United States....		34,563		53,895		88,458
	Total.....		43,256		55,308		98,564
Tobacco, viz :—		M.		M.		M.	
Cigars.....	B. Oceania—						
	New Zealand..	10	285			10	285
	Newfoundl and						
	and Labrador..	40	800			40	800
	Belgium.....	33	392			33	392
	United States...	47	1,105	8	303	55	1,468
	Total.....	130	2,582	8	303	138	2,885
Cigarettes	United Kingdom	2	33	150	924	152	957
	Newfoundl and						
	and Labrador..	2	8			2	8
	Mexico.....			12	23	12	23
	United States...	92	563	2	24	94	587
	Total.....	96	604	164	971	260	1,575
		Lbs.		Lbs.		Lbs.	
Stems and cuttings	United Kingdom	45,774	5,293			45,774	5,293
	Belgium.....	91,517	9,793	36,872	3,822	128,389	13,615
	Germany.....	32,992	2,677	27,645	2,746	60,637	5,423
	Holland.....	118,967	12,763	23,731	2,595	142,698	15,360
	United States...	228,904	11,051	83,254	9,136	312,158	20,187
	Total.....	518,154	41,579	171,502	18,299	689,656	59,878

3 GEORGE V., A. 1913

No. 3.—GENERAL STATEMENT OF EXPORTS—Continued.

ARTICLES EXPORTED.	COUNTRIES.	GOODS, THE PRODUCE OF CANADA.		GOODS, NOT THE PRODUCE OF CANADA.		TOTAL EXPORTS.	
		Quantity.	Value.	Q'ty.	Value.	Quantity.	Value.
MANUFACTURES— <i>Con.</i>		Lbs.	\$	Lbs.	\$	Lbs.	\$
Tobacco— <i>Con.</i>							
All other, N.E.S.....	United Kingdom	2,496	910	214	116	2,710	1,026
	B. Oceania :—						
	Australia and	15	15			15	15
	Tasmania ..						
	Newfound land	257	208	1,995	650	2,232	858
	and Labrador.			527	321	527	321
	Alaska	2	4			2	4
	Germany			844	311	844	311
	Holland						
	United States...	7,908	4,729	12,706	9,107	20,614	13,836
	Total	10,658	5,866	16,286	10,505	26,944	16,371
		Cwt.		Cwt.		Cwt.	
Tow	United Kingdom	3,440	7,732			3,440	7,732
	Belgium	1,142	11,169			1,142	11,169
	United States...	1,944	11,554	2	9	1,946	11,563
	Total	6,526	30,455	2	9	6,528	30,464
Trunks and valises, all							
kinds..	United Kingdom		390		58		448
	Bermuda.....		431				431
	B. Guiana		1,018				1,018
	B. W. Indies ...		9,919				9,919
	B. Oceania :						
	Australia and		10				10
	Tasmania ..		253				253
	New Zealand.						
	Newfound land		2,391				2,391
	and Labrador.		50		75		125
	Belgium				120		120
	Germany		5				5
	Korea		70				70
	Mexico		3,364		1,143		4,507
	United States...						
	Total.....		17,901		1,396		19,297
Vehicles, viz.: Automob-		No.		No.		No.	
iles..	United Kingdom	18	51,450	18	44,175	36	95,625
	B. East Africa.	7	4,047			7	4,047
	B. West Africa.	3	1,958			3	1,958
	B. South Africa.	175	136,365			175	136,365
	B. India ..	180	120,660			180	120,660
	B. Straits Settle-	65	39,772			65	39,772
	ments						
	B. E. Indies, all	17	11,048			17	11,048
	other.	13	7,956			13	7,956
	B. Guiana	92	58,493			92	58,493
	B. W. Indies ...						
	B. Oceania :—						
	Anstralia and	839	558,747			839	558,747
	Tasmania ..	388	243,071			388	243,071
	New Zealand.						
	Newfound land	2	3,800			2	3,800
	and Labrador.						

SESSIONAL PAPER No. 11

No. 3.—GENERAL STATEMENT OF EXPORTS—*Continued.*

ARTICLES EXPORTED.	COUNTRIES.	GOODS, THE PRODUCE OF CANADA.		GOODS, NOT THE PRODUCE OF CANADA.		TOTAL EXPORTS.	
		Quantity.	Value.	Q'ty.	Value.	Quantity.	Value.
		No.	\$	No.	\$	No.	\$
MANUFACTURES— <i>Con.</i>							
Vehicles— <i>Con.</i>							
Automobiles— <i>Con.</i>	Cuba	1	1,560			1	1,560
	France			1	2,000	1	2,000
	Italy	2	8,000	1	2,500	3	10,500
	United States...	89	196,984	245	547, 07	334	744,391
	Total....	1,891	1,443,911	265	596,082	2,156	2,039,993
" Parts of	United Kingdom		15,721		1,997		17,718
	B. India		188				188
	B. Straits Settle- ments		68				68
	B. E. Indies, all other		114				114
	B. Guiana		63				63
	B. W. Indies,...		67				67
	B. Oceania :—						
	Australia and Tasmania		3,454		1,382		4,836
	New Zealand..		1,371		325		1,696
	Newfound land and Labrador		980				980
	Belgium		870				870
	Cuba		27				27
	Germany		430				430
	Italy		3,768				3,768
	United States...		54,971		85,695		140,666
	Total		82,092		89,399		171,491
Carriages	United Kingdom	3	760			3	760
	Bermuda	6	505			6	505
	B. South Africa	239	16,123			239	16,123
	B. India	2	130			2	130
	B. W. Indies. ...	109	8,434			109	8,434
	B. Oceania :—						
	Australia and Tasmania			5	280	5	280
	New Zealand..	9	694			9	694
	Newfound land and Labrador	6	1,109			6	1,109
	Argentina	620	22,806			620	22,806
	France	1	185			1	185
	Japan	1	382			1	382
	Uruguay	12	303			12	303
	United States...	56	2,860	23	3,016	79	5,876
	Total.	1,064	54,291	28	3,296	1,092	57,587
" parts of	United Kingdom		275				275
	Bermuda		549		9		558
	B. South Africa		18,163				18,163
	B. W. Indies		1,691				1,691
	B. Oceania :—						
	Australia and Tasmania		10,880		939		11,819
	New Zealand		16,519				16,519
	Newfound land and Labrador		760		30		790

3 GEORGE V., A. 1913

No. 3.—GENERAL STATEMENT OF EXPORTS—Continued.

ARTICLES EXPORTED.	COUNTRIES.	GOODS, THE PRODUCE OF CANADA.		GOODS, NOT THE PRODUCE OF CANADA.		TOTAL EXPORTS.	
		Quantity.	Value.	Q'ty.	Value.	Quantity.	Value.
MANUFACTURES—Con.			\$		\$		\$
Vehicles—Con.							
Carriages, parts of—Con.	Argentina		1,890				1,890
	Belgium		100				100
	Holland		250				250
	United States...		3,015		461		3,476
	Venezuela		48				48
	Total		54,140		1,439		55,579
		No.		No.		No.	
Carts	B. South Africa.	9	546			9	546
	B. W. Indies. . .	5	336			5	336
	B. Oceania :—						
	New Zealand.	1	57	1	150	2	207
	Argentina	943	34,110			943	34,110
	Miquelon and						
	St. Pierre	1	35			1	35
	United States...	102	3,989	32	1,040	134	5,029
	Total	1,061	39,073	33	1,190	1,094	40,263
Wagons	United Kingdom	2	160			2	160
	B. South Africa.	10	330			10	
	B. W. Indies . .	2	150			2	150
	Newfoundland						
	and Labrador.	13	676			13	676
	United States...	125	6,539	15	650	140	7,189
	Total	152	7,855	15	650	167	8,505
Bicycles	United Kingdom	25	2,745	25	3,221	50	5,966
	Bermuda	2	80			2	80
	B. South Africa.	1	50			1	50
	Dutch E. Indies	2	160			2	160
	Germany	1	25	3	507	4	532
	Switzerland	1	80			1	80
	United States...	67	3,232	125	25,431	192	28,663
	Total	99	6,372	153	29,159	252	35,531
" parts of	United Kingdom		4,096		407		4,503
	B. South Africa.		60				60
	B. W. Indies. . .		30				30
	B. Oceania :—						
	Australia and						
	Tasmania		40,319		9,662		49,981
	New Zealand..		3,279		1,594		4,873
	Belgium		3,723				3,723
	Cuba		75				75
	France		65				65
	Germany		840				840
	United States...		4,710		1,414		6,124
	Total		57,197		13,077		70,274

SESSIONAL PAPER No. 11

No. 3.—GENERAL STATEMENT OF EXPORTS—*Continued.*

ARTICLES EXPORTED.	COUNTRIES.	GOODS, THE PRODUCE OF CANADA.		GOODS, NOT THE PRODUCE OF CANADA.		TOTAL EXPORTED.	
		Quantity.	Value.	Q'tx.	Value.	Quantity.	Value.
MANUFACTURES— <i>Con.</i>			\$		\$		\$
Vehicles Other.....	United Kingdom.....		2,242				2,242
	B. South Africa.....		60				60
	B. W. Indies....		80				80
	B. Oceania :—						
	New Zealand.....		1,065				1,065
	Hong Kong.....		7				7
	Newfound land						
	and Labrador.....		430				430
	Alaska.....		52				52
	United States....		226,320		44,379		270,699
	Total.....		230,256		44,379		274,635
Vinegar.....		Gals.		Gals.		Gals.	
	Bermuda.....	90	20			90	20
	B. W. Indies....	37	9			37	9
	Newfound land						
	and Labrador.....	80	14			80	14
	Alaska.....	6	3			6	3
	Korea.....	6	3			6	3
	United States..	20	5	2	3	22	8
	Total.....	239	54	2	3	241	57
Wood, viz :—		No.		No.		No.	
Barrels, empty	United Kingdom.....	554	541	2,766	4,883	3,320	5,424
	B. W. Indies....	1,081	1,683	1,270	1,882	2,351	3,565
	Newfound land						
	and Labrador.....	753	314	32	21	785	335
	Belgium.....			790	2,360	790	2,360
	Holland.....			10	30	10	30
	United States....	25,526	15,562	13,579	22,387	39,105	37,949
	Total.....	27,914	18,100	18,447	31,563	46,361	49,663
Household furniture	United Kingdom.....		44,273		573		44,846
	Bermuda.....		5,607				5,607
	B. South Africa.....		59,831		1,004		60,835
	B. India.....		234				234
	B. E. Indies, all						
	other.....		104				104
	B. Guiana.....		2,752		81		2,833
	B. W. Indies....		19,265		1,787		21,052
	B. Oceania :—						
	Australia and						
	Tasmania.....		110,424		4,146		114,570
	New Zealand.....		50,467		1,888		52,355
	Newfound land						
	and Labrador.....		10,857				10,857
	Alaska.....		59				59
	Argentina.....		365		40		405
	Belgium.....		8				8
	Bolivia.....		182		7		189
	Brazil.....		604				604
	China.....		273				273
	Cuba.....		485				485
	Dutch Guiana ..		151				151
	France.....		898				898
	Japan.....		9				9

3 GEORGE V., A. 1913

No. 3.—GENERAL STATEMENT OF EXPORTS—*Continued.*

ARTICLES EXPORTED.	COUNTRIES.	GOODS, THE PRODUCE OF CANADA.		GOODS, NOT THE PRODUCE OF CANADA.		TOTAL EXPORTS.	
		Quantity.	Value.	Q'ty.	Value.	Quantity.	Value.
MANUFACTURES— <i>Con.</i>			\$		\$		\$
Wood— <i>Con.</i>							
Household furni- ture.— <i>Con</i>	Mexico.....		1,217		132		1,349
	Turkey in Asia.....		900				900
	Uruguay.....		113				113
	United States.....		26,276		5,279		31,555
	Total.....		335,354		14,937		350,291
Doors, sashes and blinds	United Kingdom.....		13,462				13,462
	Bermuda.....		787				787
	B. South Africa.....		483				483
	B. Guiana.....		14				14
	B. W. Indies.....		1,494				1,494
	B. Oceania:—						
	Australia and						
	Tasmania.....		2,565				2,565
	New Zealand.....		2,223		250		2,473
	Newfound land						
	Labrador.....		388				388
	Mexico.....		75				75
	United States.....		685		350		1,035
	Total.....		22,176		600		22,776
Watches							
Watches	United Kingdom.....		456				456
	Bermuda.....		7				7
	B. W. Indies.....		29		14		43
	Newfound land						
	Labrador.....		66				66
	Alaska.....		3				3
	Miquelon and						
	St. Pierre.....		159				159
	United States.....		83		53		136
	Total.....		803		67		870
Match splints	United Kingdom.....		9,876				9,876
Mouldings, trimmings and other house furn- ishings.....	United Kingdom.....		506		44		550
	Bermuda.....		131				131
	B. South Africa.....		150				150
	B. Oceania:—						
	New Zealand.....		135				135
	Newfound land						
	Labrador.....		1,886				1,886
	United States.....		9		45		54
	Total.....		2,817		89		2,906

SESSIONAL PAPER No. 11

No. 3.—GENERAL STATEMENT OF EXPORTS—*Continued.*

ARTICLES EXPORTED.	COUNTRIES.	GOODS, THE PRODUCE OF CANADA.		GOODS, NOT THE PRODUCE OF CANADA.		TOTAL EXPORTS.	
		Quantity.	Value.	Qty.	Value.	Quantity.	Value.
MANUFACTURES— <i>Con.</i>			\$		\$		\$
Wood— <i>Con.</i>							
Pails, tubs, churns and other hollow wooden- ware.....	United Kingdom		782		45		827
	B. South Africa		2,141				2,141
	B. W. Indies		14				14
	B. Oceania :—						
	Australia and Tasmania... ..		482				482
	New Zealand.		3,265				3,265
	Newfoundland and Labrador.		190				190
	China		51				51
	France.. ..		24				24
	Germany.....		117				117
	Holland.....		139				139
	Miquelon and St. Pierre.....		9				9
	United States... ..		102		447		549
	Total		7,316		492		7,808
Spool wood and spools..	United Kingdom		53,825		1,297		55,122
	Germany.....				75		75
	United States		321		1,725		2,046
	Total		54,146		3,097		57,243
Wood pulp, chemically prepared.....		Cwt.				Cwt.	
	United Kingdom	756	1,920			756	1,920
	United States... ..	834,483	1,585,615			834,483	1,585,615
	Total	835,239	1,587,535			835,239	1,587,535
Wood pulp, mechanically ground	United Kingdom	1,295,427	672,441			1,295,427	672,441
	United States... ..	3,728,141	2,834,329			3,728,141	2,834,329
	Total	5,023,568	3,506,770			5,023,568	3,506,770
Other manufactures of...	United Kingdom		208,993		4,778		213,771
	Bermuda.		3,430				3,430
	B. South Africa		17,035		7		17,042
	B. India.....		673				673
	B. Guiana.....		1,749				1,749
	B. W. Indies....		10,096				10,096
	B. Oceania :—						
	Australia and Tasmania... ..		56,817		1,660		58,477
	New Zealand.. ..		36,091		24		36,115
	All other.....		4,044				4,044
	Newfoundland and Labrador.		16,261		577		16,838
	Alaska.....		73		43		116
	Argentina.....		3,782		30		3,812

3 GEORGE V., A. 1913

No. 3.—GENERAL STATEMENT OF EXPORTS—*Continued.*

ARTICLES EXPORTED.	COUNTRIES.	GOODS, THE PRODUCE OF CANADA.		GOODS, NOT THE PRODUCE OF CANADA.		TOTAL EXPORTS.	
		Quantity.	Value.	Q'ty.	Value.	Quantity.	Value.
MANUFACTURES— <i>Con.</i>			\$		\$		\$
Wood— <i>Con.</i>							
Other mfrs. of— <i>Con.</i>	Aust.-Hungary..		242				242
	Belgium.....		9,419		66		9,485
	Brazil.....		298				298
	C. A. States:—						
	Panama.....		302				302
	Denmark.....		46				46
	France.....		4,075				4,075
	Germany.....		3,600		81		3,681
	Holland.....		2,390				2,390
	Japan.....		430				430
	Mexico.....		572		9		581
	Miquelon and St.						
	Pierre.....		774				774
	Russia in Europe		5,601				5,601
	Spain.....		45				45
	United States...		91,086		35,866		126,952
	Total.....		477,924		43,141		521,065
Woollens.....	United Kingdom		9,199		36,682		45,881
	Bermuda.....		121				121
	B. South Africa.		23				23
	B. W. Indies...		264				264
	B. Oceania:—						
	Australia and						
	Tasmania...		165				165
	New Zealand..		15				15
	Newfoundland						
	and Labrador.		17,199		400		17,599
	Alaska.....		44		57		101
	Argentina.....		10				10
	Aust.-Hungary..		140				140
	Belgium.....		160				160
	China.....		1,572				1,572
	France.....		390		8,714		9,104
	Germany.....				3,608		3,608
	Holland.....				250		250
	Japan.....		56				56
	Switzerland....				91		91
	United States...		30,597		4,960		35,557
	Total.....		59,955		54,762		114,717
Other Articles.....	United Kingdom		133,173		62,210		195,383
	Bermuda.....		2,364		487		2,851
	B. South Africa.		2,319		1,144		3,463
	B. India.....		4,636		25		4,661
	B. E. Indies, all						
	other.....		26				26
	B. Guiana.....		1,217				1,217
	B. W. Indies...		7,510		1,083		8,593
	B. Oceania:—						
	Australia and						
	Tasmania...		20,837		744		21,581

SESSIONAL PAPER No. 11

No. 3.—GENERAL STATEMENT OF EXPORTS—*Continued.*

ARTICLES EXPORTED.	COUNTRIES.	GOODS, THE PRODUCE OF CANADA.		GOODS, NOT THE PRODUCE OF CANADA.		TOTAL EXPORTS.	
		Quantity.	Value.	Q'ty.	Value.	Quantity.	Value.
MANUFACTURES— <i>Con.</i>			\$		\$		\$
Other Articles— <i>Con.</i>	New Zealand..		18,069	244			18,313
	All other.....		580	64			644
	Hong Kong.....		3,369	10			3,379
	Malta, Gogo and Cypress Islan's		25				25
	Newfound land and Labrador.		59,973	3,200			65,173
	Alaska.....		6,030	1,911			7,941
	Argentina.....		230	6			236
	Aust.-Hungary..		553				553
	Belgium.....		8,168	378			8,546
	Bolivia.....		8				8
	Brazil.....		813				813
	C. A. States:—						
	Guatemala.....		108				108
	Honduras.....		853				853
	Panama.....		18				18
	China.....		5,382	120			5,502
	Cuba.....		13	35			48
	Denmark.....		1,501				1,501
	France.....		7,819	3,980			11,799
	Germany.....		4,449	4,475			8,924
	Hawaii.....		606				606
	Holland.....		229	181			410
	Italy.....		643	154			797
	Japan.....		3,550	72			3,622
	Korea.....		505				505
	Mexico.....		260				260
	Miquelon and St. Pierre.....		85	15			100
	Norway.....		89	812			901
	Porto Rico.....		4				4
	Roumania.....		8				8
	Russia in Europe		125				125
	Siam.....		2				2
	Sweden.....		70				70
	Switzerland.....		331	138			469
	United States...		392,582	354,614			747,196
	Total.....		689,132	438,102			1,127,234
MISCELLANEOUS ARTICLES.		Lbs.	\$	Lbs.	\$	Lbs.	\$
Coffee.....	Bermuda.....	75	20			75	20
	B. Oceania—						
	New Zealand..			17,662	3,930	17,662	3,930
	Newfound land and Labrador.	2,730	748	3,128	932	5,858	1,680
	Alaska.....	10	13	145	52	155	65
	Miquelon and St Pierre.....	2,412	498	145	26	2,557	524
	United States...	81,096	14,106	39,299	6,975	120,395	21,081
	Total.....	86,323	15,385	60,379	11,915	146,702	27,300

3 GEORGE V., A. 1913

No. 3.—GENERAL STATEMENT OF EXPORTS—Continued.

ARTICLES EXPORTED.	COUNTRIES.	GOODS, THE PRODUCE OF CANADA.		GOODS, NOT THE PRODUCE OF CANADA.		TOTAL EXPORTS.	
		Quantity.	Value.	Qty.	Value.	Quantity.	Value.
MISCELLANEOUS— <i>Con.</i>		Lbs.	\$	Lbs.	\$	Lbs.	\$
Dried Fruits, N.E.S.....	United Kingdom	4,500	365			4,500	365
	Bermuda.....	1,460	77	25,515	1,631	26,975	1,708
	B. W. Indies.....			105	12	105	12
	Newfound land and Labrador.	4,322	241	19,903	1,080	24,225	1,321
	Alaska.....	250	37	275	68	525	105
	Japan.....	100	10			100	10
	Miquelon and St Pierre.....	267	14	505	26	772	40
	United States...	5,539	433	31,040	1,835	36,579	2,268
	Total.....	16,438	, 1,177	77,343	4,652	93,781	5,829
Rice.....	Bermuda.....			1,120	33	1,120	33
	B. W. Indies....			896	20	896	20
	Newfound land and Labrador....			15,311	360	15,311	360
	Alaska.....			3,100	87	3,100	87
	Miquelon and St Pierre.....			112	2	112	2
	United States ..	40,000	960	317,507	7,475	357,507	8,435
	Total.....	40,000	960	338,046	7,977	378,046	8,937
Rice Meal	United Kingdom	3,229,360	40,007			3,229,360	40,007
	United States...	140,188	1,904			140,188	1,904
	Total.....	3,369,548	41,911			3,369,548	41,911
Tea.....	United Kingdom			5,531	1,024	5,531	1,024
	Bermuda.....			22,005	4,978	22,005	4,978
	B. W. Indies....			5,094	1,245	5,094	1,245
	Newfound land and Labrador....			115,342	20,307	115,342	20,307
	Alaska.....			346	128	346	128
	Italy.....			40	12	40	12
	Miquelon and St Pierre.....			7,286	1,452	7,286	1,452
	United States...			2,472,954	721,953	2,472,954	721,953
	Total ..			2,628,598	751,099	2,628,598	751,099
Other Miscellaneous Ar- ticles	United Kingdom		1,090				1,090
	Newfound land and Labrador....		2,275				2,275
	Korea.....		9,721				9,721
	United States...		30,157		213,803		252,960
	Total.....		52,243		213,803		266,046

SESSIONAL PAPER No. 11

No. 3.—GENERAL STATEMENT OF EXPORTS—Continued.

ARTICLES EXPORTED.	COUNTRIES.	GOODS, THE PRODUCE OF CANADA.		GOODS, NOT THE PRODUCE OF CANADA.		TOTAL EXPORTS.	
		Quantity.	Value.	Q'ty.	Value.	Quantity.	Value.
COIN AND BULLION.			\$		\$		\$
Coin—Gold.....	United Kingdom.....				11,534		11,534
	Hong Kong.....				1,970		1,970
	United States..				6,127,816		6,127,816
	Total				6,141,320		6,141,320
" Silver..	United Kingdom.....				8,500		8,500
	Newfound land and Labrador.				756		756
	United States ..				1,440,375		1,440,375
	Total				1,449,631		1,449,631
" Copper	United States...				10,148		10,148
Grand Total Exports....			290,223,857		25,093,393		315,317,250

3 GEORGE V., A. 1913

No. 4.—ABSTRACT of the total value of Exports by Countries.

Countries to which Exported.	Canadian.	Foreign.	Total.
	\$	\$	\$
United Kingdom	147,240,413	4,592,966	151,833,379
Aden	65		65
Bermuda	526,517	16,755	543,272
British East Africa	22,172		22,172
" West Africa	54,721		54,721
" South Africa	2,411,252	7,241	2,418,493
" India	156,335	633	156,968
" Straits Settlements	131,697	168	131,815
" East Indies, all other	19,675	121	19,796
" Guiana	576,365	7,171	583,536
" Honduras	9,063	128	9,191
" West Indies	3,967,748	66,677	4,034,425
" Oceania : Australia and Tasmania	3,924,023	22,992	3,947,015
" " New Zealand	1,331,762	16,070	1,340,832
" " All other	125,615	144	125,759
Gibraltar	24,613		24,613
Hong Kong	564,729	14,640	579,369
Malta	24,684		24,684
Newfoundland and Labrador	4,131,602	151,955	4,283,557
Total British Empire	165,242,001	4,891,661	170,133,662
Alaska	335,887	26,553	362,440
Argentina	2,975,908	76	2,975,984
Austria-Hungary	55,662	203	55,865
Azores and Madeira Islands	17,191		17,191
Belgium	2,851,044	881,178	3,732,222
Bolivia	2,855	7	2,862
Brazil	760,910	12,778	773,688
Canary Islands	6,607		6,607
C. A. States :—			
Costa Rica	85,372	5,095	90,467
Guatemala	18,661	25	18,686
Honduras	6,453		6,453
Nicaragua	9,703	655	10,358
Panama	224,649	4,609	229,258
Salvador	6,250	25	6,275
Chile	175,253		175,253
China	413,899	908	414,807
Cuba	2,024,017	72,161	2,096,178
Denmark	605,609	3,454	609,063
Danish West Indies	11,489	98	11,587
Dutch West Indies	917		917
" East Indies	7,001		7,001
" Guiana	57,710		57,710
Ecuador	8,810		8,810
Egypt and Soudan	5,904		5,904
France	2,048,768	74,937	2,123,705
French Africa	223,521		223,521
" Guiana	1,021		1,021
" Oceania	400		400
" West Indies	12,141		12,141
Germany	3,577,847	237,067	3,814,914
German Africa	104		104
" Oceania	1,000		1,000
Greece	8,644		8,644
Greenland, Iceland, &c.	50		50
Guam, Tuluaita and Wake Islands	100		100
Hawaii	133,147	564	133,711
Haiti	26,218		26,218
Holland	1,434,379	348,347	1,782,726
Italy	282,225	2,866	285,091

SESSIONAL PAPER No. 11

No. 4.—ABSTRACT of the total value of Exports by Countries—*Concluded.*

Countries to which Exported.	Canadian.	Foreign.	Total.
	\$	\$	\$
Japan	486,441	1,127	487,568
Korea	21,175		21,175
Liberia.	142		142
Mexico	494,723	772	495,495
Miquelon and St. Pierre Islands	138,035	4,816	142,851
Morocco	35		35
Norway	618,738	835	619,573
Peru	12,825	48	12,873
Philippines	22,431	93	22,524
Porto Rico	689,424	196	689,620
Portugal	70,390		70,390
Portuguese Africa	72,819		72,819
Roumania	97,395		97,395
Russia in Europe	1,241,438	36	1,241,474
San Domingo	29,254		29,254
Servia	1,435		1,435
Siam	539		539
Spain	114,546	18	114,564
Sweden	129,309	5	129,314
Switzerland	16,329	3,189	19,518
Turkey in Asia	18,101		18,101
Turkey in Europe	9,010	2,500	11,510
Uruguay	191,642		191,642
U. S. of Colombia	23,550		23,550
United States	102,041,222	10,915,073	112,956,295
Venezuela	22,982	319	23,301
Total other countries	124,981,856	12,600,633	137,582,489
To United Kingdom	coin 20,054		
Hong Kong	" 1,970		
Newfoundland and Labrador. "	756		
United States	" 7,578,339		
Total coin and bullion	7,601,099	7,601,099	7,601,699
Grand total	290,223,857	25,093,393	315,317,250

3 GEORGE V., A. 1913

No. 5.—STATEMENT of Vessels, British, Canadian and Foreign, entered Inwards,

WITH CARGOES.											
PORTS AND OUTPORTS.		BRITISH.				CANADIAN.					
		Number of Vessels.	Tons Register.	Quantity of Freight.		Crew Number.	Number of Vessels.	Tons Register.	Quantity of Freight.		Crew Number.
				Tons Weight.	Tons Measure- ment.				Tons Weight.	Tons Measure- ment.	
1	Albert, N.B.										
2	Alert Bay, B.C.										
3	Amherst, N.S.	1	209	400	6	4	820	1,374		24	
4	Annapolis, N.S.	3	713	1,312	20	15	1,895	2,791	3,598	80	
5	Antigonish, N.S.										
6	Arichat, N.S.	1	51	50	5	59	2,171	2,398		348	
7	Baddeck, N.S.					19	327	654		96	
8	Baie Verte, N.B.										
9	Barrington, N.S.					3	386	355		6	
10	Barton, N.S.					14	2,132	330		111	
11	Bathurst, N.B.										
12	Bear River, N.S.					11	1,577	309		72	
13	Belliveau's Cove, N.S.					3	484	161		17	
14	Bridgetown, N.S.					3	393	739	490	16	
15	Bridgewater, N.S.					3	406	409		17	
16	Caracquet, N.B.										
17	Campbellton, N.B.	2	439	966	12	3	461	739		19	
18	Campo Bello, N.B.					23	1,383	48		105	
19	Canning, N.S.										
20	Canso, N.S.	5	638	1,044	32	7	711	948		61	
21	Charlottetown, P.E.I.	13	4,022	4,093	4	124	34,287	2,386		1,710	
22	Chatham, N.B.	3	664	1,257	18	1	199	457		7	
23	Chemainus, B.C.					1	2	1		1	
24	Chester, N.S.					1	148	270		5	
25	Cheticamp, N.S.					2	1,788	21		37	
26	Chicoutimi, P.Q.										
27	Church Point, N.S.					2	245	240		12	
28	Clark's Harbor, N.S.					1	98	350		4	
29	Clementsport, N.S.					16	866	71	96	92	
30	Dalhousie, N.B.										
31	Digby, N.S.					14	6,611	1,330		501	
32	Dorchester, N.B.					1	149	231		5	
33	English Bay, P.Q.										
34	Fredericton, N.B.					4	898	1,754		24	
35	Freeport, N.S.					2	290	491		11	
36	Gaspe, P.Q.	1	199	200	7	1	149	200		6	
37	Georgetown, P.E.I.	3	155	5	11	4	284	411		24	
38	Glace Bay, N.S.	3	226		778	15	99	198		5	
39	Gnysborough, N.S.										
40	Halifax, N.S.	475	1,110,363	198,209	37,851	410	146,120	47,756		8,737	
41	Hantsport, N.S.					2	357	261		12	
42	Hillsborough, N.B.										
43	Indian Island, N.B.					1	5	11		11	
44	Isaac's Harbour, N.S.										
45	Kentville, N.S.					1	99			5	
46	Kingsport, N.S.					6	854			31	
47	Ladner, B.C.										
48	Ladysmith, B.C.	2	473	810	40	4	1,694	646		116	
49	La Have, N.S.	3	528	861	20	62	5,463	5,926		915	
50	Levis, P.Q.	7	20,647	130	312						
51	Liverpool, N.S.	2	190	120	13	12	1,989	1,050	750	70	
52	Lockeport, N.S.					25	686	773		172	
53	Lord's Cove, N.B.					22	486	81		72	
54	Louisburg, N.S.	29	23,236	35,995	725	21	2,652	2,829		201	
55	Lower East Pubnico, N.S.					40	2,048	200		504	

SESSIONAL PAPER No. 11

from sea, at each Port and Outport, during the Fiscal Year ended March 31, 1912.

IN BALLAST.														
FOREIGN.					BRITISH.			CANADIAN.			FOREIGN.			Number.
Number of Vessels.	Tons Register.	Quantity of Freight.		Crew Number.	Number of Vessels.	Tons Register.	Crew Number.	Number of Vessels.	Tons Register.	Crew Number.	Number of Vessels.	Tons Register.	Crew Number.	
		Tons Weight.	Tons Measure-ment.											
1	1,422	1,100		6	6	13,378	168	1	149	10	20	2,037	298	1
4	1,447	1,208		37							18	12,555	293	2
								2	1,589	21	6	2,642	58	3
								5	985	30				4
7	538	383		105				5	2,327	58	18	1,465	310	5
7	589	70		119				4	199	51	59	11,935	944	6
					1	1,146	21				2	2,726	44	7
								11	125	61	60	3,968	1,000	8
								37	3,046	162	1	92	2	9
					3	4,527	56				4	4,174	57	10
					2	1,036	20	6	1,122	39				11
								7	932	39	1	394	7	12
														13
					1	1,574	27	9	3,454	69	14	13,622	174	14
											1	196	7	15
1	344	602		6	8	15,891	200				10	13,324	217	16
169	7,122	138		631				165	30,729	1,713	380	30,180	2,332	17
					1	465	6							18
1	87	100		9	18	2,070	264	71	6,654	1,297	240	18,035	3,831	19
9	6,877	7,631		99				4	314	20				20
1	851	1,225		17	14	30,874	373				13	14,156	230	21
								6	3,227	71				22
								16	178	49	2	161	36	23
														24
2	2,407	925	1,966	41							2	3,114	46	25
								2	295	11				26
											23	519	171	27
								4	466	22				28
					6	10,449	134				22	29,795	434	29
											15	548	96	30
9	6,819	881	8,715	158							3	550	16	31
					1	690	20							32
7	1,821	2,867		39										33
														34
2	660	675		16	2	3,892	50				2	1,113	15	35
					9	423	41	1	34	3				36
														37
											1	627	12	38
145	73,286	89,637		2,584	15	20,884	408	6	322	59	59	93,397	2,146	39
								10	4,655	62	15	7,147	166	40
								5	4,125	20	34	22,048	487	41
								1	3	2	153	1,657	228	42
					1	402	15				10	891	211	43
											3	189	6	44
1	315			7				2	503	14				45
								3	212	20				46
4	5,017	3,526		128	1	219	20	156	18,072	920	109	48,031	1,329	47
								3	445	18	3	251	58	48
														49
321	23,302	18,970		5,643	1	358	16	8	1,467	68	30	6,612	211	50
65	4,043	2,515		999							12	252	35	51
16	176	85		32				267	14,843	1,237	212	2,436	447	52
146	15,001	10,842		2,572	71	110,300	1,800	49	33,330	882	54	45,362	1,087	53
														54
85	5,372			1,309				2	143	13				55

3 GEORGE V., A. 1913

No. 5.—STATEMENT of Vessels, British, Canadian and Foreign, entered Inwards.

Number.		PORTS AND OUTPORTS.	WITH CARGOES.									
			BRITISH.					CANADIAN.				
			Number of Vessels.	Tons Register.	Quantity of Freight.		Crew Number.	Number of Vessels.	Tons Register.	Quantity of Freight.		Crew Number.
					Tons Weight.	Tons Measure- ment.				Tons Weight.	Tons Measure- ment.	
56	Lunenburg, N.S. . .	14	2,396	4,246	89	316	23,479	28,046		4,090		
57	Magdalen Islands, P.Q.											
58	Mahone Bay, N.S. . .					34	3,089	3,270		489		
59	Maitland, N.S. . . .					3	439	6		16		
60	Margaretsville, N.S. .					1	99	100		8		
61	Meteghan, N.S. . . .					3	296	19		17		
62	Moncton, N.B.					13	2,916	5,834		83		
63	Montague, P.E.I. . .											
64	Montreal, P.Q. . . .	349	1,485,181	655,140	98,830	44,133	25	93,590	15,651	3	5,114	
65	Murray Harbour, P. E.I.						11	283	226		52	
66	Nanaimo, B.C.	4	2,832	224		130	13	4,375	1,550		124	
67	New Campbellton, N. S.						1	99	100		5	
68	Newcastle, N.B. . . .											
69	New Westminster, B. C.	21	8,811	2,820		774	28	2,654	1,697	120	271	
70	Northeast Harbor, N.S.						5	75	60		21	
71	North Head, N.B. . .						83	14,309	865		694	
72	North Sydney, N.S. .	126	49,770	9,564		4,074	9	1,666	909		97	
73	Parrsboro, N.S. . . .											
74	Paspebiac, P.Q. . . .	6	1,079	2,042		48						
75	Perce, P.Q.											
76	Pictou, N.S.	1	56	86		5	4	660	1,129		22	
77	Port Clyde, N.S. . .											
78	Port Hastings, N.S. .											
79	Port Hawkesbury, N. S.	11	1,953			82	99	39,439			2,586	
80	Port Hood, N.S. . . .											
81	Port La Tour, N.S. . .											
82	Port Mulgrave, N.S. .											
83	Port Simpson, B.C. . .						3	2,675	8		186	
84	Port Wade, N.S. . .						6	599	2	15	31	
85	Port Williams, N.S. . .						2	530			13	
86	Powell River, B.C. . .	1	3,826	380		37	2	250	140		5	
87	Prince Rupert, B.C. .	76	117,916	3,332		6,646	38	30,666	3,172	158	1,772	
88	Pugwash, N.S.											
89	Quebec, P.Q.	309	1,454,476	44,784	28,275	48,863						
90	Richibucto, N.B. . . .											
91	Rimouski, P.Q.											
92	River Hebert, N.S. . .											
93	Riviere du Loup, P.Q.											
94	St. Andrews, N.B. . .						74	2,444	2,600		184	
95	St. George, N.B. . . .						14	413	263	47	32	
96	St. John, N.B.	230	611,624	181,823	72,261	16,298	96	18,729	29,628		427	
97	St. Martins, N.B. . . .											
98	St. Peters, N.S. . . .						5	315	71		61	
99	St. Stephen, N.B. . . .						1	240	1		7	
100	Sackville, N.B.						3	536			16	
101	Salmon River, N.S. . .						9	200	7		46	
102	Sand Point, N.S. . . .						13	707	547	149	104	
103	Shediac, N.B.											
104	Sheet Harbour, N.S. .											
105	Shelburne, N.S. . . .						17	899	816	1	123	
106	Sidney, B.C.						9	517	658		47	

SESSIONAL PAPER No. 11

from sea, at each Port and Outport, during the Fiscal Year ended March 31, 1912.

					IN BALLAST.									
FOREIGN.					BRITISH.			CANADIAN.			FOREIGN.			
Number of Vessels.	Tons Register.	Quantity of Freight.		Crew Number.	Number of Vessels.	Tons Register.	Crew Number.	Number of Vessels.	Tons Register.	Crew Number.	Number of Vessels.	Tons Register.	Crew Number.	Number.
		Tons Weight.	Tons Measure-ment.											
5	454	278		95				8	1,024	85	13	1,107	243	56
18	2,063	150		273	1	41	4							57
								2	247	11				58
														59
								13	1,246	69	2	22	4	60
3	1,028	2,016		21	2	3,886	54				3	747	15	61
					3	184	15							62
30	74,629	46,015	18,380	1,550	15	46,276	678	4	1,886	73	2	1,128	29	63
														64
23	29,482	2,669		504	31	77,965	1,029	51	140	20	198	123,089	2,205	65
									5,381	419				66
5	233	13		19							5	875	34	67
											15	17,871	267	68
4	442	40	1,928	40	3	7,940	97	6	602	37	2	1,284	25	69
15	779	104		209							3	200	50	70
1	159	311		6				80	11,520	707	6	83	15	71
26	47,248	113,135		610	444	88,579	4,937	74	11,666	592	255	58,454	5,052	72
					33	31,724	668	73	19,322	571	40	17,252	657	73
6	1,711	3,280		51	1	98	6				6	5,352	98	74
1	41	15		15	1	515	16				2	1,688	28	75
					2	2,928	44				4	7,187	106	76
								3	75	22	2	285	13	77
7	5,111			133										78
47	6,282			733										79
1	61	40		18							1	85	20	80
								26	291	104	3	181	55	81
1	1,998	2,500		28				10	1,490	141	5	339	82	82
1	6	6		8	5	857	143	46	38,969	2,530	14	73	37	83
								4	536	53	9	3,781	71	84
														85
5	5,707	7,932		91				2	183	18	4	158	26	86
69	69,227	17,411		5,059	18	2,106	284	24	18,743	1,099	54	34,386	2,513	87
											2	2,819	45	88
25	69,950	5,704	1,719	1,405	29	90,512	3,761				6	4,242	88	89
21	99	169		4							3	1,867	36	90
					12	19,360	273				7	7,034	118	91
					4	1,224	22	4	355	15	6	1,859	32	92
											4	4,708	66	93
304	18,110	6,101		1,740				149	13,949	921	323	10,058	952	94
								18	542	41	105	8,209	240	95
189	403,976	8,613	6,094	13,588	118	73,868	1,571	91	9,556	379	535	55,985	2,686	96
								34	13,867	140	59	13,646	435	97
								3	204	39	1	86	19	98
19	2,311	3,731		67				190	19,311	1,417	102	2,469	397	99
3	669			18				5	716	24	2	461	10	100
											3	53	6	101
101	7,339	1,814		1,793							97	7,206	1,707	102
2	1,420	2,840	1,817	39							2	1,339	38	103
											1	1,294	20	104
25	2,053	943		471				3	123	19	40	3,190	696	105
1	105	222		5	1	88	5	28	486	103	6	131	22	106

3 GEORGE V., A. 1913

No. 5.—STATEMENT of Vessels, British, Canadian and Foreign, entered Inwards,

Number.	PORTS AND OUTPORTS.	WITH CARGOES.									
		BRITISH.					CANADIAN.				
		Number of Vessels.	Tons Register.	Quantity of Freight.		Crew Number.	Number of Vessels.	Tons Register.	Quantity of Freight.		Crew Number.
				Tons Weight.	Tons Measure- ment.				Tons Weight.	Tons Measure- ment.	
107	Souris, P.E.I.	3	471	825	19	16	1,161	220	218
108	Steveston, B.C.	11	434	321	21
109	Stewart, B.C.
110	Stickeen, B.C.	4	1,516	312	120
111	Summerside, P.E.I.	1	246	468	7	2	402	742	12
112	Sydney, N.S.	31	50,904	58,354	1,058	20	11,060	14,119	437
113	Three Rivers, P.Q.	6	12,013	12,452	1,130	190
114	Truro, N.S.
115	Tusket, N.S.
116	Union Bay, B.C.
117	Vancouver, B.C.	308	518,457	183,593	81,741	27,547	390	525,787	25,167	3,178	24,708
118	Victoria, B.C.	247	436,753	30,122	6,187	21,628	374	449,675	19,698	593	23,086
119	Westport, N.S.	1	246	173	7	2	743	475	21
120	Weymouth, N.S.	5	591	369	30
121	White Rock, B.C.	1	5	1	2
122	Windsor, N.S.	2	661	2	14	19	7,656	4,483	110
123	Wolfville, N.S.	7	1,716	44
124	Yarmouth, N.S.	109	74,343	2,276	515	7,630	190	48,233	16,445	715	4,168
Totals		2409	6,026,767	1,437,985	291,642	218490	2845	1,517,879	257,851	10,388	83,982

SESSIONAL PAPER No. 11

from sea, at each Port and Outport, during the Fiscal Year ended March 31, 1912.

					IN BALLAST.										
FOREIGN.					BRITISH.			CANADIAN.			FOREIGN.				
Number of Vessels.	Tons Register.	Quantity of Freight.		Crew Number.	Number of Vessels.	Tons Register.	Crew Number.	Number of Vessels.	Tons Register.	Crew Number.	Number of Vessels.	Tons Register.	Crew Number.	Number.	
		Tons Weight.	Tons Measure-ment.												
1	761	800	20	4	340	23	14	1,233	113	4	355	78	107	
2	60	100	2	2	473	38	22	1,207	126	108	
.....	1	9	2	109	
16	123	64	29	77	2	14	4	110	
3	1,386	2,394	22	111	
72	207,209	564,643	2,410	24	36,689	630	33	21,401	579	61	58,171	1,777	112	
3	4,853	6,036	67	23	59,478	917	113	
.....	5	519	24	114	
2	165	227	36	2	196	9	5	705	69	115	
.....	26	74,512	1,008	19	9,765	311	36	64,011	902	116	
715	367,615	262,395	19,827	15,584	97	98,600	6,446	338	303,186	16,397	268	71,201	3,514	117	
455	520,369	40,521	28,239	20,776	57	213,577	6,350	98	22,048	1,300	226	231,680	5,860	118	
.....	15	265	53	119	
1	1,098	2	9	1	361	8	8	5,887	83	120	
.....	5	167	9	115	1,156	257	121	
1	1,620	25	5	6	2,418	52	70	77,122	367	64	51,947	560	122	
.....	123	
100	5,679	4,587	1,187	2	122	20	24	1,612	291	128	20,400	2,349	124	
3312	2,021,130	1,251,226	88,714	83,345	1125	1,152,938	32,730	2455	745,192	36,224	4,496	1,304,285	51,807	

SESSIONAL PAPER No. 11

from Sea, in the Dominion of Canada, during the Fiscal Year ended March 31, 1912.

COUNTRIES.

					IN BALLAST.										
FOREIGN.					BRITISH.			CANADIAN.			FOREIGN.				
Number of Vessels.	Tons Register.	Quantity of Freight.		Crew Number.	Number of Vessels.	Tons Register.	Crew Number.	Number of Vessels.	Tons Register.	Crew Number.	Number of Vessels.	Tons Register.	Crew Number.	Number.	
		Tons Weight.	Tons Measure-ment.												
25	30,143	36,942	1,839	564	86	232,408	5,589	9	4,820	102	48	51,513	859	1	
1	1,289	2,300		14	1	3,534	42				4	5,181	69	2	
														3	
														4	
														5	
34	23,975	38,329		666	10	17,702	285	4	571	28	12	12,618	218	6	
107	236,039	640,566		2,832	366	67,793	3,627	112	41,829	1,393	46	35,402	737	7	
					4	6,679	86				16	19,632	266	8	
											1	3,530	147	9	
					2	3,346	48							10	
1	6,088	375	575	116	5	25,110	461				4	6,459	126	11	
					9	13,687	226	4	766	29	11	12,246	173	12	
											2	2,553	37	13	
					5	10,919	121				2	4,378	48	14	
1	2,492		22	41	14	47,192	3,210							15	
2	1,918	4,500		37	2	2,540	39							16	
											3	3,007	51	17	
											3	7,234	172	18	
														19	
														20	
5	2,027	3,778		125							7	9,667	290	21	
														22	
31	109,523	26,601	16,056	2,289	1	3,301	55				15	40,555	731	23	
5	13,177	12,387	601	244	2	5,300	70				4	6,674	100	24	
1	880	1,438		14	2	4,672	68				2	4,571	53	25	
57	206,138	11,412	18,430	5,067	1	4,105	73				4	4,112	205	26	
1	254	300		6	5	13,414	158				2	3,173	43	27	
25	10,037	3,022		504	13	944	67	25	2,406	132	40	10,592	909	28	
2	4,783	5,800		31	1	2,391	31				8	5,792	155	29	
					1	1,829	27							30	
											1	1,593	26	31	
											3	8,134	342	32	
														33	
3	2,035	3,935		51										34	
6	589			57				1	981	22	2	973	25	35	
820	59,337	28,665		14,996	236	13,130	2,814	186	10,331	2,243	688	60,401	12,504	36	
12	7,388	14,439		160	7	14,872	214				4	3,161	60	37	
											1	691	11	38	
											2	2,415	35	39	
2173	1,303,018	416,407	51,191	55,531	352	658,070	15,419	2114	683,488	32,275	3,561	978,028	33,415	40	
3312	2,021,130	1,251,226	88,714	83,345	1125	1,152,938	32,730	2455	745,192	36,224	4,496	1,304,285	51,807	41	

3 GEORGE V., A. 1913

No. 6.—STATEMENT of Vessels, British, Canadian and Foreign,
R E C A P I T U

	Number of Vessels.	Tons Register.	QUANTITY OF FREIGHT.		Crew Number.
			Tons Weight.	Tons Measure- ment.	
With Cargo—					
British	2,409	6,026,767	1,437,985	291,642	218,490
Canadian.....	2,845	1,517,873	257,851	10,388	83,982
Foreign.....	3,312	2,021,130	1,251,226	88,714	83,345
Total.....	8,566	9,565,776	2,947,062	390,744	385,817

SESSIONAL PAPER No. 11

entered Inwards *from Sea*, by Ports and Outports, &c.—*Concluded*.

L A T I O N .

	Number of Vessels.	Tons Register.	QUANTITY OF FREIGHT.		Crew Number.
			Tons Weight.	Tons Measure- ment.	
In Ballast—					
British.....	1,125	1,152,938	32,730
Canadian.....	2,455	745,192	36,224
Foreign.....	4,496	1,304,285	51,807
Total.....	8,076	3,202,415	120,761
Grand total.....	16,642	12,768,191	2,947,062	390,744	506,578

3 GEORGE V., A. 1913

No. 7.—STATEMENT of Vessels, British, Canadian and Foreign, entered Outwards,

Number.	PORTS AND OUTPORTS.	WITH CARGOES.									
		BRITISH.					CANADIAN.				
		Number of Vessels.	Tons Register.	Quantity of Freight.		Crew, Number.	Number of Vessels.	Tons Register.	Quantity of Freight.		Crew, Number.
				Tons Weight.	Tons Measure- ment.				Tons Weight.	Tons Measure- ment.	
1	Albert, N.B.	7	13,527	27,054	38,104	165					
2	Alert Bay, B.C.										
3	Amherst, N.S.										
4	Annapolis Royal, N.S.	6	1,719	3,560	4,150	42	19	5,026	11,795	14,110	125
5	Antigonish, N.S.						5	985	168		30
6	Arichat, N.S.						1	1,109	2,086		22
7	Baddeck, N.S.						7	437	31		80
8	Baie Verte, N.S.	2	1,822	5,996		27					
9	Barrington, N.S.										
10	Barton, N.S.						54	5,339	40	9,298	287
11	Bathurst, N.B.										
12	Bear River, N.S.	3	1,343		2,428	27	17	2,193		4,021	95
13	Belliveau's Cove, N.S.						13	1,719	141	2,955	71
14	Bridgewater, N.S.	13	5,628		11,970	89	35	9,385		20,596	232
15	Buctouche, N.B.										
16	Campbellton, N.B.	14	19,243		481	254	3	268		7	14
17	Campo Bello, N.B.						6	109	24		13
18	Canning, N.S.						1	271			7
19	Canso, N.S.	1	89	136		6	11	1,183	1,160	40	58
20	Caraget, N.B.										
21	Cardigan, P.E.I.	1	76	103		7					
22	Charlottetown, P.E.I.	29	31,301	4,197	36	810	57	51,299	5,135	389	2,239
23	Chatham, N.B.	25	35,043		25,863	316	8	4,124		4,587	68
24	Chemainus, B.C.						3	2,167	152	3,975	37
25	Chester, N.S.	1	119	208		6	8	1,122	1,969		50
26	Cheticamp, N.S.						1	57	15		5
27	Chicoutimi, Que.										
28	Church Point, N.S.						5	874		2,335	29
29	Clark's Harbour, N.S.										
30	Clementsport, N.S.						25	3,099	8,725	11,634	146
31	Dalhousie, N.B.	15	24,117		54,649	325					
32	Dawson, Y.T.										
33	Digby, N.S.						30	19,300	511	123	1,444
34	Dorchester, N.B.	1	209		455	6	3	345		273	15
35	Fredericton, N.B.						2	413		650	11
36	Freeport, N.S.						4	189	141		16
37	Gaspé, Que.	9	13,416	600	6,000	358	8	1,282	1,000	900	60
38	Georgetown, P.E.I.	8	438	403	3	37					
39	Glace Bay, N.S.	7	474	730		25	4	319	518		19
40	Guysborough, N.S.										
41	Halifax, N.S.	446	1,321,739	259,483		32,695	592	160,578	37,687		11,785
42	Hantsport, N.S.	4	1,238	2,250		28	13	2,280	3,902		75
43	Hillsborough, N.B.						5	4,125	5,662		20
44	Indian Island, N.B.										
45	Isaac's Harbour, N.S.										
46	Kentville, N.S.						2	285			10
47	Kingsport, N.S.						6	1,761			42
48	Ladner, B.C.										
49	Ladysmith, B.C.	10	1,630	1,205		334	43	7,442	11,076		570
50	La Have, N.S.	1	190	350		7	1	97	70		5
51	Liverpool, N.S.	8	5,121	7,376	1,042	120	36	5,539	3,750	5,840	224
52	Lockeport, N.S.						31	910	335		226
53	Lords Cove, N.B.						89	879	1,167		183
54	Louisburg, N.S.	94	135,427	315,412		2,363	62	37,202	64,596		1,037
55	Lower East Pubnico, N.S.						33	1,368	150		386

3 GEORGE V., A. 1913

No. 7.—STATEMENT of Vessels, British, Canadian and Foreign, entered Outwards,

WITH CARGOES.										
Number.	PORTS AND OUTPORTS.	BRITISH.				CANADIAN.				
		Number of Vessels.	Tons Register.	Quantity of Freight.		Crew, Number.	Number of Vessels.	Tons register.	Quantity of Freight.	
				Tons Weight.	Tons Measure-ment.				Tons Weight.	Tons Measure-ment.
56	Lunenburg, N.S.....	11	2,407	4,244	69	33	4,428	6,667
57	Magdalen Islands, Que	1	41	1	4
58	Mahone Bay, N.S.....	12	1,233	2,210
59	Maitland, N.S.....	24	3,595	8,747
60	Meteghan, N.S.....	13	1,576	328	3,068
61	Moncton, N.B.	1	2,192	4,440	30	4	389	798
62	Montague, P.E.I.	3	184	151	15
63	Montreal, Que.....	345	1,496,823	1,266,561	159,520	45,471	34	101,613	23,425
64	Murray Harbour, P.E.I....
65	Nanaimo, B.C.....	108	137,502	103,900	3,646	72	13,116	11,697
66	Newcastle, N.B.....	5	1,154	2,750	33	5	855	2,159
67	New Westminster, B.C....	6	14,069	11,530	7,735	205	4	382	119	28
68	North E. Harbour, N.S.	1	132	202
69	North Head, N.B.....	6	118	33
70	North Sydney, N.S....	255	83,749	45,126	5,715	45	15,862	4,915
71	Parrsboro, N.S.....	34	32,644	71,172	691	117	30,346	51,123
72	Paspebiac, Que.....	2	4,134	8,760	61	11	1,877	184	3,411
73	Percé, Que.....	7	9,630	120	1	2,263
74	Pictou, N.S.....	2	2,928	43	1	99	160
75	Port Clyde, N.S.....	1	336	562	7	8	875	1,008	484
76	Port Hastings, N.S....
77	Port Hawkesbury, N.S	10	2,040	73	86	38,432
78	Port Hood, N.S.....
79	Port La Tour, N.S....
81	Port Mulgrave, N.S....	9	1,773	1,600
82	Port Simpson, B.C....	2	438	500	40
83	Port Wade, N.S.....	10	1,244	2,880	5,250
84	Powell River, B.C....
85	Prince Rupert, B.C....	27	33,546	1,444	60	1,930	8	7,134	16
86	Pugwash, N.S.....	1	2,216	4,992	25
87	Quebec, Que.....	135	661,589	73,803	13,587	25,381
88	Richibucto, N.B.....	1	99	250
89	Rimouski, Que.....	12	19,360	21,340	274
90	River Hebert, N.S....	5	1,433	1,800	28	17	2,777	2,846
91	Rivière du Loup, Que.	2	4,885	7,276	70
92	St. Andrews, N.B....	24	181	233
93	St. George, N.B.....	13	484	3	752
94	St. John, N.B.....	144	321,323	169,375	235,742	6,983	147	19,167	2,293	42,665
95	St. Martins, N.B.....	25	12,964	30,939
96	St. Peters, N.S.....
97	St. Stephens, N.B....	4	413	211	2,239
98	Sackville, N.B.....	11	1,346
99	Salmon River, N.S....	1	71
100	Sand Point, N.S.....	1	280	410	7	8	823	420	740
101	Sandy Cove, N.S.....
102	Shediac, N.B.....
103	Sheet Harbor, N.S....	2	495	560	14	4	500	540
104	Shelburne, N.S.....	2	456	690	13	14	1,535	263	1,446
105	Sherbrooke, N.S.....	2	365	100	125	12	2	218	240
106	Shippegan, N.B.....
107	Sidney, B.C.....	2	163	4
108	Souris, P.E.I.	5	388	285	72	28	10	1,227	528	466
109	Steveston, B.C.....	6	612	762
110	Stewart, B.C.....	1	219	200	19

SESSIONAL PAPER No. 11

for sea, at each Port and Outport, during the Fiscal Year ended March 31, 1912.

					IN BALLAST.										
FOREIGN.					BRITISH.			CANADIAN.			FOREIGN.				
Number of Vessels.	Tons Register.	Quantity of Freight.		Crew, Number.	Number of Vessels.	Tons Register.	Crew, Number.	Number of Vessels.	Tons Register.	Crew, Number.	Number of Vessels.	Tons Register.	Crew, Number.	Number.	
		Tons Weight.	Tons Measure-ment.												
5	454	258	95	1	199	7	317	19,904	4,132	13	1,102	243	56	
12	1,428	12	71										57	
1	795	1,700	19				16	1,319	264				58	
4	44	20	8										59	
5	1,222	2,463	26										60	
19	64,346	82,720	983	1,371	1	2,735	36	3	59	46	18	17,685	269	61	
														62	
								20	486	89				63	
217	172,644	211,056	4,092				35	3,866	264	71	6,113	635	64	
20	25,861	28,300	27,750	376										65	
1	1,266	1,500	2,100	18	16	2,384	592	14	958	122	3	315	29	66	
13	709	104	189				6	89	27	3	200	50	67	
6	90	39	14				158	26,869	1,522	2	14	4	68	
50	39,396	29,568	899	139	65,040	2,764	9	4,778	195	224	45,080	4,530	69	
39	16,988	19,601	654										70	
11	8,954	15,623	151										71	
5	3,892	119										72	
3	5,730	75							2	2,765	45	73	
2	885	1,110	13										74	
12	12,644	225				2	43	12				75	
37	4,512	638										76	
1	61	40	18										77	
											1	85	20	78	
								25	278	100	3	181	55	79	
					1	6	14	9	760	148	4	305	78	80	
					4	618	124	52	42,882	2,762	12	70	38	81	
8	82	50	85	18							1	16	2	82	
											8	3,286	87	83	
10	9,802	7	26	647	71	86,374	5,113	53	39,365	2,257	114	93,709	5,513	84	
3	4,994	9,053	65										85	
6	6,666	3,574	6,163	128	13	30,277	820				5	6,133	105	86	
3	781	1,870	22										87	
7	7,034	8,264	115										88	
11	3,363	3,100	65										89	
4	4,698	6,782	64										90	
372	15,011	3,713	1,519				116	15,328	930	262	15,885	1,459	91	
31	3,091	4,257	1,924	94				9	439	35	29	1,165	150	92	
778	470,894	26,858	131,178	16,684	6	14,619	190	82	1,498	359	26	11,186	368	93	
27	10,638	27,503	110							32	2,528	320	94	
								10	548	124	1	86	19	95	
35	1,222	28	2,954	76				182	19,868	1,378	83	3,806	373	96	
4	924	28				5	843	23	2	472	18	97	
3	53	1	6				7	114	41				98	
105	7,665	1,814	525	1,801				8	257	56	99	9,962	1,758	99	
4	88	80	8										100	
2	1,519	3,038	39										101	
														102	
25	2,020	946	457				15	409	104	39	3,206	773	103	
														104	
2	702	17										105	
														106	
								27	390	96	6	235	21	107	
								23	1,220	269	5	389	80	108	
								27	813	93	2	60	2	109	
1	9	1	2										110	

3 GEORGE V., A. 1913

No. 7.—STATEMENT of Vessels, British, Canadian and Foreign, entered Outwards,

Number.	PORTS AND OUTPORTS.	WITH CARGOES.									
		BRITISH.					CANADIAN.				
		Number of Vessels.	Tons Register.	Quantity of Freight.		Crew Number.	Number of Vessels.	Tons Register.	Quantity of Freight.		Crew Number.
				Tons Weight.	Tons Measure- ment.				Tons Weight.	Tons Measure- ment.	
111	Stickeen, B.C.	1	379	3	30	
112	Summerside, P.E.I.	19	16,450	1,514	475	
113	Sydney, N.S.	238	71,142	90,739	2,283	96	30,480	47,741	1,121	
114	Three Rivers, Que....	24	61,432	26,214 983	
115	Truro, N.S.	9	1,335	660	991	48	
116	Tusket, N.S.	5	682	436	26	
117	Union Bay, B.C.	31	105,688	51,225	1,715	7	8,983	3,945	188	
118	Vancouver, B.C.	214	446,545	83,265	108,705 19 927	335	448,476	31,367	2,862	22,204	
119	Victoria, B.C.	127	200,021	23,600	580 11,797	227	325,285	5,783	287	16,596	
120	Wesport, N.S.	1	31	55	3	
121	Weymouth, N.S.	2	641	1,615 14	12	1,884	5,206	73	
122	White Rock, B.C.	5	37	581	13	
123	Windsor, N.S.	8	3,306	5,700	1,460 81	115	94,163	137,579	20,197	577	
124	Wolfville, N.S.	1	349	8	
125	Yarmouth, N.S.	117	82,586	4,815	1,216 8,190	104	43,593	9,691	1,066	3,571	
Total		2598	5,422,105	2,663,701	728,490 174044	2973	1,577,129	513,437	219,303	77,118	

SESSIONAL PAPER No. 11

for sea, at each Port and Outport, during the Fiscal Year ended March 31, 1912.

IN BALLAST.														
FOREIGN.					BRITISH.			CANADIAN.			FOREIGN.			
Number of Vessels.	Tons Register.	Quantity of Freight.		Crew Number.	Number of Vessels.	Tons Register.	Crew Number.	Number of Vessels.	Tons Register.	Crew Number.	Number of Vessels.	Tons Register.	Crew Number.	Number.
		Tons Weight.	Tons Measure-ment.											
6	34	8	3	22	3	1,137	89	16	104	64	111
36	24,812	40,435	685	1	2,561	48	5	244	46	91	218,595	3,238	112
.....	5	10,059	159	3	4,853	59	113
.....	114
.....	115
3	498	927	42	4	372	63	116
37	69,815	49,779	1,012	9	900	86	4	2,724	26	117
271	197,799	38,788	14,430	8,214	174	157,964	14,010	422	386,425	19,758	674	237,054	10,635	118
124	170,867	2,291	1,048	7,352	163	353,877	15,428	250	142,447	7,502	486	556,252	18,520	119
17	253	144	34	1	83	26	120
11	6,397	16,226	90	121
110	1,158	7,620	257	3	43	10	5	41	11	122
82	65,123	110,127	10,112	744	8	72	76	123
.....	124
43	23,778	34,828	706	2	681	50	117	3,642	945	198	11,391	3,000	125
4264	1,964,776	1,199,926	474,671	73,595	634	741,119	39,963	2693	777,963	49,989	3,062	1,338,322	61,375

3 GEORGE V., A. 1913

No. 8.—STATEMENT of Vessels, British, Canadian and Foreign, entered Outwards

ABSTRACT BY

Number.	COUNTRIES TO WHICH DEPARTED.	WITH CARGOES.									
		BRITISH.					CANADIAN.				
		Number of Vessels.	Tons Register.	Quantity of Freight.		Crew Number.	Number of Vessels.	Tons Register.	Quantity of Freight.		Crew Number.
				Tons Weight.	Tons Measurement.				Tons Weight.	Tons Measurement.	
1	United Kingdom.....	765	3,153,940	1,707,259	404,740	91,469	26	134,035	23,452	1,983	7,259
2	Australia	44	161,872	58,136	98,762	4,509	2	4,187	2,460	3,975	48
3	B. Africa	14	39,415	31,218	26,536	591					
4	B. Guiana	2	270	580		12					
5	B. W. Indies.....	65	67,034	87,530	18,191	1,530	50	8,916	8,501	9,959	309
6	B. Oceania.....	7	19,197	6,750		243					
7	Fiji Islands.....										
8	Newfoundland.....	652	259,108	156,081	44	12,334	293	116,923	95,673	68	3,952
9	New Zealand	1	3,207	3,210	5,885	35					
10	Argentina	10	18,818	10,770	6,332	252	5	5,466	4,150	6,850	65
11	Azores and Madeira...	2	2,918	8,050		50					
12	Belgium.....										
13	Brazil	10	2,676	1,980	1,472	76	2	743	600		27
14	Canary Islands.....	2	567		1,529	14					
15	Chili.....										
16	China.....	20	63,426	27,337	30,053	3,998					
17	Cuba.....	21	27,462	9,599	10,859	597	29	11,193	6,328	10,691	271
18	Dan. W. Indies.....						1	122		292	6
19	Denmark	2	4,073	3,500		55					
20	France	5	23,327	5,926	750	658					
21	Germany.....	1	1,609	1,800		25					
22	Holland.....	1	2,760	5,089	77	36					
23	Italy.....										
24	Japan.....	11	36,211	9,112	1,334	565					
25	Mexico.....	32	70,116	21,898	774	1,398					
26	Norway.....										
27	Peru.....										
28	Philippines.....	2	8,076	429	96	139					
29	Porto Rico.....	2	375	758	500	13	27	3,589	2,753	3,876	161
30	Portugal.....						2	497	174	890	11
31	Portuguese Africa.....	3	8,117	1,950	2,727	122					
32	Russia.....	1	2,065	3,500		25					
33	San Domingo.....										
34	St. Pierre.....	19	1,494	1,976	95	103	36	3,340	3,320	929	186
35	Sea Fisheries.....	60	6,751	4,682		2,066	562	33,173	737		7,187
36	Spain.....	2	3,120	3,000	602	44					
37	Spanish Poss. in Africa	1	2,838	1,000		33					
38	United States.....	814	1,402,013	490,581	117,132	50,889	1938	1,254,945	365,249	179,790	57,636
39	Uruguay.....										
40	Sea.....	27	29,250			2,163					
	Total.....	2598	5,422,105	2,663,701	728,490	174044	2973	1,577,129	513,437	219,303	77,118

SESSIONAL PAPER No. 11

for Sea at each Port and Outport, during the Fiscal Year ended March 31st, 1912.

COUNTRIES.

					IN BALLAST.										
FOREIGN.					BRITISH.			CANADIAN.			FOREIGN.				
Number of Vessels.	Tons Register.	Quantity of Freight.		Crew Number.	Number of Vessels.	Tons Register.	Crew Number.	Number of Vessels.	Tons Register.	Crew Number.	Number of Vessels.	Tons Register.	Crew Number.	Number.	
		Tons Weight.	Tons Measurement.												
124	142,092	88,239	165,954	2,200	31	58,563	1,129	5	4,838	106	1	
4	5,152	4,683	60	6	24,538	844	2	2,568	24	2	
1	1,266	1,500	2,100	18	6	15,461	206	3	
27	20,097	36,820	550	2	928	55	4	
5	11,638	4,860	133	5	
2	1,077	2,864	20	6	
73	46,685	56,970	1,106	20	14,968	488	18	5,409	251	89	223,947	2,613	7	
49	61,922	47,005	52,578	764	8	
1	1,456	3,000	21	1	2,344	38	9	
2	1,813	1,078	1,480	26	1	996	14	10	
1	2,087	2,854	24	11	
19	9,093	4,058	12,588	178	16	61,606	2,928	12	
.....	1	2,074	56	2	333	17	1	893	10	13	
4	5,651	6,794	5,700	86	14	
29	81,543	94,167	953	1,775	15	
2	8,719	7,702	30	169	16	
17	53,569	4,563	28	1,016	1	1,777	26	43	1,501	25	17	
1	381	8	13	27,480	539	163,404	3,801	18	
2	6,706	2,550	153	4	2,805	45	19	
3	3,670	4,404	59	20	
1	321	9	21	
2	1,390	500	33	2	984	12	22	
47	16,388	10,961	890	2	51	9	1	60	5	15	1,501	25	23	
868	64,824	31,828	16,434	162	13,235	2,801	909	43,100	9,624	1007	163,404	3,801	24	
6	5,094	2,800	5,822	95	2,805	45	25	
2966	1,403,233	786,279	211,044	47,594	374	520,438	30,882	1763	729,061	40,092	1891	847,557	34,683	26	
6	7,429	3,848	5,993	98	27	
2	1,480	76	28	
4264	1,964,776	1,199,926	474,671	73,595	634	741,119	39,963	2693	777,963	49,989	3062	1,338,322	61,375	29	

3 GEORGE V., A. 1913

No. 8.—STATEMENT of Vessels, British, Canadian and Foreign, entered Outwards

RECAPITU

	Number of Vessels.	Tons Register.	QUANTITY OF FREIGHT.		Crew Number.
			Tons Weight.	Tons Measure- ment.	
With Cargoes—					
British.....	2,598	5,422,105	2,663,701	728,490	174,044
Canadian.....	2,973	1,577,129	513,437	219,303	77,118
Foreign .. .	4,264	1,964,776	1,199,926	474,671	73,595
Total.....	9,835	8,964,010	4,377,064	1,422,464	324,757

SESSIONAL PAPER No. 11

for Sea, in the Dominion of Canada during the Fiscal Year ended March 31, 1912.

L A T I O N .

—	Number of Vessels.	Tons Register.	QUANTITY OF FREIGHT.		Crew Number.
			Tons Weight.	Tons Measure- ment.	
In Ballast—					
British..	634	741 119	39,963
Canadian.....	2,693	777,963	49,989
Foreign.	3,062	1,338,322	61,375
Total.....	6,389	2,857,404	151,327
Grand total.....	16,224	11,821,414	4,377,064	1,422,464	476,084

SESSIONAL PAPER No. 11

	6	10,449	22	29,795	28	40,244	15	24,117	21	26,256	36	50,373
Dalhousie, N.B.							5	618	30	14,519	35	15,137
Dawson, Y.T.	14	6,611	15	548	29	7,159	30	19,300	14	170	44	19,470
Digby, N.S.	1	449	12	7,369	13	7,518	4	554	7	2,311	41	2,895
Dorchester, N.B.	1	690			1	690						
English Bay, Que.	4	898	7	1,821	11	2,715	4	898	7	1,821	11	2,719
Fredericton, N.B.	2	290			2	290	4	189	3	51	7	240
Freeport, N.S.	2	4,210	4	1,773	8	6,015	19	16,301	5	2,707	21	19,008
Gaspé, Que.	4	896			17	896	11	531			11	531
Georgetown, P.E.I.	17	325			4	325	11	793			11	793
Glace Bay, N.S.	4				1	627					1	627
Guysborough, N.S.			1	627								
Halifax, N.S.	906	1,307,689	204	166,683	1,110	1,474,372	1,010	4,482,549	194	151,611	1,234	1,637,163
Hantsport, N.S.	12	5,012	15	7,147	27	12,159	17	3,518	10	3,430	27	6,918
Hillsborough, N.B.	5	4,125	31	22,048	39	26,173	5	4,125	34	22,048	39	26,173
Indian Island, N.B.	2	8	153	1,657	155	1,655			138	1,433	138	1,443
Isaac's Harbour, N.S.	1	402	10	891	11	1,293			11	983	11	983
Kentville, N.S.	1	99	3	189	4	288	2	285	2	126	1	411
Kingsport, N.S.	8	1,357	1	315	9	1,672	6	1,761			6	1,761
Ladner, B.C.	3	212			3	212			1	127	1	127
Ladysmith, B.C.	163	20,458	113	53,048	276	73,306	101	14,648	120	52,399	221	67,047
La Have, N.S.	68	6,436	3	251	71	6,687	49	3,771	4	313	53	4,114
Levis, Que.	7	20,647			7	20,647						
Liverpool, N.S.	23	4,004	351	29,914	374	33,918	44	10,650	354	32,377	398	43,037
Lockport, N.S.	25	686	77	4,295	102	4,981	31	910	71	4,063	102	4,973
Lord's Cove, N.B.	289	15,329	228	2,612	517	17,941	266	14,229	198	2,035	464	16,264
Louisburg, N.S.	170	169,518	200	60,363	376	229,881	182	177,055	293	71,735	385	248,790
Lower East Pubnico, N.S.	42	2,191	85	5,372	127	7,563	33	1,368	82	5,141	115	6,509
Lunenburg, N.S.	338	26,899	18	1,561	356	28,460	362	26,938	18	1,556	380	28,494
Magdalen Islands, Que.	1	41	18	2,063	19	2,104	1	41	12	1,428	13	1,469
Mahone Bay, N.S.	34	3,089			34	3,089	28	2,552			28	2,552
Marland, N.S.	5	686			5	686	24	3,595	1	795	25	4,390
Margaretsville, N.S.	1	99			1	99						
Meteghan, N.S.	16	1,542	2	22	18	1,564	13	1,576	4	44	17	1,620
Moncton, N.B.	15	6,802	6	1,775	21	8,577	5	2,581	5	1,222	10	3,803
Montague, P.E.I.	3	184			3	184	3	181			3	181
Montreal, Que.	393	1,626,933	32	75,757	425	1,702,690	383	1,601,230	37	82,031	420	1,683,261
Murray Harbour, P.E.I.	16	423			16	423	20	486			20	486
Nanaimo, B.C.	99	96,553	221	152,571	320	243,124	215	154,481	288	178,757	503	333,241
New Campbellton, N.S.	1	99				1,207						
Newcastle, N.B.			10	1,108	11	1,207						
New Westminster, B.C.	58	20,007	15	17,871	15	17,871	10	2,009	20	25,861	30	27,870
North East Harbour, N.S.	5	75	6	1,726	64	21,733	40	17,793	4	1,581	44	19,374
North Head, N.B.	163	25,829	18	979	23	1,054	7	221	16	909	23	1,130
North Sydney, N.S.	653	151,681	7	242	170	26,071	164	26,987	8	104	172	27,091
Parrsboro, N.S.	106	51,046	281	105,702	934	257,383	448	169,429	274	84,476	722	253,905
Paspebiac, Que.	7	1,177	40	17,252	146	68,298	151	62,990	39	16,988	190	79,978
Pece, Que.	1	515	12	7,063	19	8,240	13	6,011	11	8,954	24	14,965
Pictou, N.S.	7	3,644	3	1,732	4	2,247	8	11,893	7	6,657	15	18,550
Port Clyde, N.S.	3	75	4	7,187	11	10,831	3	3,027	3	5,730	6	8,757
Port Hastings, N.S.			2	285	5	360	11	1,254	2	885	13	2,139
			7	5,111	7	5,111			12	12,644	12	12,644

3 GEORGE V., A. 1913

No. 9.—SUMMARY STATEMENT of Sea-going Vessels entered and cleared at each Port during the Twelve Months ended March 31, 1912—*Concluded.*

RECAPITULATION BY PORTS—*Concluded.*

PORTS AND OUTPORTS.	VESSELS ARRIVED.				VESSELS DEPARTED.							
	British.		Foreign.		Total.		British.		Foreign.		Total.	
	No.	Tons.	No.	Tons.	No.	Tons.	No.	Tons.	No.	Tons.	No.	Tons.
Port Hawkesbury, N.S.	110	41,392	47	6,282	157	47,674	96	40,472	37	4,512	133	44,984
Port Hood, N.S.			2	146	2	146			2	146	2	146
Port La Tour, N.S.	26	291	3	181	29	472	25	278	3	181	28	459
Port Mulgrave, N.S.	10	1,490	6	2,337	16	3,827	19	2,539	4	305	23	2,844
Port Simpson, B.C.	54	42,501	15	79	69	42,580	58	43,938	12	76	70	44,008
Port Wadso, N.S.	10	1,135	9	3,781	19	4,916	10	1,244	9	98	19	1,312
Port Williams, N.S.	2	530			2	530						
Powell River, B.C.	5	4,259	9	5,865	14	10,124			8	3,286	8	3,286
Prince Rupert, B.C.	156	169,431	123	103,613	279	273,044	159	166,419	124	103,511	283	269,930
Pugwash, N.S.			2	2,819	2	2,819	1	2,216	3	4,994	4	7,210
Quebec, Que.	338	1,544,988	31	74,492	369	1,619,480	148	691,866	11	12,799	159	704,665
Richibucto, N.B.			4	1,966	4	1,966	1	99	3	781	4	880
Rimouski, Que.	12	19,360	7	7,034	19	26,394	12	19,360	7	7,034	19	26,394
River Hebert, N.S.	8	1,579	6	1,859	14	3,438	22	4,210	11	3,363	33	7,573
Rivière du Loup, Que.			4	4,708	4	4,708	2	4,885	4	4,698	6	9,583
St. Andrews, N.B.	223	16,393	627	28,168	850	44,561	140	15,509	634	30,896	774	46,405
St. George, N.B.	32	955	105	8,209	137	9,164	22	923	60	4,256	82	5,179
St. John, N.B.	535	713,777	724	459,961	1,259	1,173,738	379	356,607	804	482,080	1,183	838,687
St. Martins, N.B.	34	13,867	59	13,646	93	27,513	25	12,964	59	13,166	84	26,130
St. Peters, N.S.	8	519	1	86	9	605	10	548	1	86	11	634
St. Stephen, N.B.	191	19,551	121	4,780	312	24,331	186	20,281	118	5,028	364	25,309
Sackville, N.B.	8	1,252	5	1,130	13	2,382	16	2,189	6	1,396	22	3,585
Salmon River, N.S.	9	200	3	53	12	233	8	185	3	53	11	238
Sand Point, N.S.	13	707	198	14,545	211	15,252	17	1,360	204	17,567	221	18,927
Sandy Cove, N.S.									4	88	4	88
Shediac, N.B.			4	2,759	4	2,759			2	1,519	2	1,519
Sheet Harbor, N.S.			1	1,294	1	1,294	6	995			6	995
Shelburne, N.S.	20	1,022	65	5,243	85	6,265	31	2,400	64	5,226	95	7,626
Sherbrooke, N.S.							4	583			4	583
Shippegan, N.B.									2	702	2	702

SESSIONAL PAPER No. 11

Sidney, B.C.	38	1,091	7	236	45	1,327	29	553	6	235	35	788
Souris, P.E.I.	37	3,205	5	1,116	42	4,321	38	2,835	5	389	43	3,224
Steveston, B.C.	33	1,641	2	60	35	1,701	33	1,425	2	60	35	1,485
Stewart, B.C.	2	473	1	9	3	482	1	219	1	9	2	228
Sticklen, B.C.	4	1,516	18	137	22	1,653	4	1,516	22	138	26	1,654
Summerside, P.E.I.	3	648	3	1,386	6	2,034	19	16,450			19	16,450
Sydney, N.S.	108	120,051	133	265,380	241	385,434	340	104,427	127	243,407	467	347,834
Three Rivers, Que.	29	71,491	3	4,853	32	76,344	29	71,491	3	4,853	32	76,344
Truro, N.S.	5	519			5	519	9	1,335			9	1,335
Tusket, N.S.	2	196	7	870	9	1,066	5	682	7	870	12	1,552
Union Bay, B.C.	45	84,277	36	64,011	81	148,288	47	115,571	11	72,539	88	188,110
Vancouver, B.C.	1,133	1,446,030	983	438,816	2,116	1,884,846	1,145	1,430,410	945	434,833	2,090	1,874,263
Victoria, B.C.	776	1,122,053	681	752,049	1,457	1,874,102	767	1,021,630	610	727,119	1,377	1,748,749
Westport, N.S.	3	989	15	265	18	1,254	1	31	18	336	19	367
Weymouth, N.S.	6	952	9	6,985	15	7,937	14	2,525	11	6,397	25	8,922
White Rock, B.C.	6	172	115	1,156	121	1,328	8	80	115	1,199	123	1,279
Windsor, N.S.	97	87,857	65	53,567	162	141,424	131	97,541	82	65,123	213	162,664
Wolfville, N.S.	7	1,716			7	1,716	1	319			1	349
Yarmouth, N.S.	325	124,310	228	26,079	553	150,389	340	130,502	241	35,169	581	165,671
Total	8,834	9,442,776	7,808	3,325,415	16,642	12,768,191	8,898	8,518,246	7,326	3,303,098	16,224	11,821,414

3 GEORGE V., A. 1913

No. 10.—STATEMENT of Nationalities of Sea-going Vessels entered and cleared during the Twelve Months ended March 31, 1912.

ABSTRACT BY NATIONALITIES.

ARRIVED.			DEPARTED.		
Under the Flag of	No.	Tons.	Under the Flag of	No.	Tons.
United Kingdom.....	8,834	9,412,776	United Kingdom.....	8,898	8,518,316
Austria-Hungary.....	2	7,068	Austria-Hungary.....	2	7,068
Belgium.....	4	14,398	Belgium.....	9	27,611
Chile.....	1	2,087	Chile.....	1	2,087
Denmark.....	50	65,214	Denmark.....	11	51,117
France.....	218	51,456	France.....	207	47,280
Germany.....	67	195,554	Germany.....	55	141,884
Holland.....	7	11,078	Holland.....	6	8,601
Italy.....	9	9,218	Italy.....	12	12,826
Japan.....	111	405,435	Japan.....	112	405,363
Mexico.....	1	136	Norway.....	506	768,835
Norway.....	490	745,717	Russia.....	24	24,370
Russia.....	18	17,053	Spain.....	5	8,459
Spain.....	5	8,459	Sweden.....	4	5,481
Sweden.....	4	5,172	Uruguay.....	1	1,938
United States.....	6,821	1,787,370	United States.....	6,311	1,790,172
Total.....	16,612	12,768,191	Total.....	16,221	11,821,414

DESCRIPTION OF VESSELS.

ARRIVED.						DEPARTED.							
	Steamers.		Sailing Vessels.		Total.			Steamers.		Sailing Vessels.		Total.	
	No.	Tons.	No.	Tons.	No.	Tons.		No.	Tons.	No.	Tons.	No.	Tons.
—							—						
British.....	5,473	9,029,266	3,361	413,510	8,834	9,442,776	British.....	5,460	8,075,757	3,438	442,559	8,898	8,518,316
Foreign	3,774	2,825,529	4,034	499,886	7,808	3,325,415	Foreign	3,492	2,814,139	3,834	488,959	7,326	3,303,098
Total	9,247	11,854,795	7,395	913,396	16,642	12,768,191	Total.....	8,952	10,889,896	7,272	931,518	16,224	11,821,414

3 GEORGE V., A. 1913

No. 11.—SUMMARY STATEMENT of Sea-going Vessels entered Inwards and Outwards in the Dominion of Canada during the Twelve Months ended March 31, 1912.

NATIONALITIES.	SEA-GOING VESSELS, INWARDS.					SEA-GOING VESSELS, OUTWARDS.					TOTAL SEA-GOING VESSELS, INWARDS AND OUTWARDS.				
	Number of Vessels.	Tons Register.	Quantity of Freight.		Crew, Number.	Number of Vessels.	Tons Register.	Quantity of Freight.		Crew, Number.	Number of Vessels.	Tons Register.	Quantity of Freight.		Crew, Number.
			Tons Weight.	Tons Measurement.				Tons Weight.	Tons Measurement.				Tons Weight.	Tons Measurement.	
British.....	3,534	7,179,705	1,437,985	291,642	251,220	3,232	6,163,224	2,663,701	723,490	214,007	6,766	13,342,929	4,101,686	1,020,132	465,227
Canadian.....	5,300	2,263,071	257,851	16,388	120,206	5,666	2,355,092	513,437	219,343	127,107	10,966	4,618,163	771,288	229,691	247,313
Foreign.....	7,808	3,325,415	1,254,226	88,711	135,152	7,326	3,363,698	1,199,926	474,671	131,970	15,134	6,628,515	2,451,152	563,385	270,122
Total.....	16,642	12,768,191	2,947,062	396,744	506,578	16,224	11,824,414	4,377,064	1,422,464	476,084	32,866	24,589,605	7,324,126	1,813,208	982,662

SESSIONAL PAPER No. 11

No. 12.—SUMMARY STATEMENT of Vessels arrived and departed (exclusive of Coasting Vessels) during the Fiscal Year ended March 31, 1912.

	SEA-GOING VESSELS, INWARDS AND OUTWARDS.			VESSELS OF THE INLAND WATERS BETWEEN CANADA AND THE UNITED STATES.			TOTAL SHIPPING (EXCLUSIVE OF COASTING VESSELS) INWARDS AND OUTWARDS.		
	Number of Vessels.	Tons Register.	Crew Number.	Number of Vessels.	Tons Register.	Crew Number.	Number of Vessels.	Tons Register.	Crew Number.
British.....	6,766	13,342,929	465,227	6,766	13,342,929	465,227
Canadian.....	10,966	4,618,163	247,313	16,983	13,451,820	428,839	27,949	18,069,983	676,212
Foreign.....	15,134	6,628,513	270,122	30,265	14,931,702	343,802	45,399	21,560,215	613,924
Total.....	32,866	24,589,605	982,662	47,248	28,383,522	772,701	80,114	52,973,127	1,755,363

3 GEORGE V., A. 1913

TRADE WITH EACH COUNTRY

No. 13.—STATEMENT of the Number and Tonnage of Sailing and Steam Vessels entered Foreign Countries, distinguishing the Nationality of the Vessels employed in

PORTS AND OUTPORTS AND COUNTRIES WHENCE ARRIVED.	NATIONALITY									
	British.		United States.		Norwegian.		Austrian.		Belgian.	
	Vessels.	Tons Register.	Vessels.	Tons Register.	Vessels.	Tons Register.	Vessels.	Tons Register.	Vessels.	Tons Register.
Albert, N.B.—										
Great Britain.....Steam	1	2,339								
Brazil.....Steam	1	2,363								
Brazil.....Sail..	1	1,670								
United States.....Steam	3	7,006								
United States.....Sail..	1	149								
Total	7	13,527								
Alert Bay, B.C.—										
United States..... Steam			3	1,280						
United States.....Sail..			14	1,958						
Sea Fisheries.....Steam			1	123						
Sea Fisheries.....Sail..			3	98						
Total			21	3,459						
Amherst, N.S.—										
British West Indies..Sail..					1	965				
United States.....Steam					18	12,314				
United States.....Sail..	5	1,029	3	723						
Total	5	1,029	3	723	19	13,279				
Annapolis Royal, N.S.—										
Great Britain.....Sail..	1	1,266								
United States.....Steam					2	1,353				
United States.....Sail..	19	2,931	4	1,289						
Total	20	4,197	4	1,289	2	1,353				
Antigonish, N.S.—										
Newfoundland.....Sail..	5	985								
Arichat, N.S.—										
Newfoundland.....Sail..	1	51								
United States.....Steam	3	2,644								
United States.....Sail..	4	685								
Sea Fisheries..... Steam	3	36	2	54						
Sea Fisheries.....Sail..	54	1,133	23	1,949						
Total	65	4,549	25	2,003						
Baddeck, N.S.—										
Great Britain.....Steam					1	689				
St. PierreSail..	2	68								
United States.....Steam					13	9,445				
Sea Fisheries.....Sail..	21	458	7	589						
Total	23	526	7	589	14	10,134				
Baie Verte—										
Great Britain.....Steam	1	1,146								

3 GEORGE V., A. 1913

No. 13. STATEMENT of the Number and Tonnage of Sailing

PORTS AND OUTPORTS AND COUNTRIES WHENCE ARRIVED.	NATIONALITY									
	British.		United States.		Norwegian.		Austrian.		Belgian.	
	Vessels.	Tons Register.	Vessels.	Tons Register.	Vessels.	Tons Register.	Vessels.	Tons Register.	Vessels.	Tons Register.
Barrington, N.S.—										
United States.....Sail..	3	386	27	1,761						
Sea Fisheries.....Sail..	11	125	33	2,207						
Total	14	511	60	3,968						
Barton, N.S.—										
United States.....Sail..	51	5,178	1	92						
Bathurst, N.B.—										
Great Britain.....Steam.	2	4,331								
".....Sail.	1	196								
United States.....Steam.			2	2,940						
".....Sail.			2	1,234						
Total.....	3	4,527	4	4,174						
Bear River, N.S.—										
Cuba.....Sail.	1	817								
United States.....Sail.	17	2,699								
Argentina.....Sail.	1	219								
Total	19	3,735								
Belliveau's Cove, N.S.—										
British W. Indies.....Sail.	2	316								
United States.....Sail.	6	774	1	394						
F. W. Indies.....Sail.	2	326								
Total	10	1,416	1	394						
Bridgetown, N.S.—										
United States.....Sail.	3	393								
Bridgewater, N.S.—										
Great Britain.....Sail.	1	1,266			2	2,915				
Brazil.....Sail.					2	2,155				
United States.....Steam.	1	1,574								
".....Sail.	11	2,594	6	4,235						
Argentina.....Sail.					1	1,142				
Uruguay.....Sail.					1	1,132				
Total.....	13	5,434	6	4,235	6	7,344				
Caraquet, N.B.—										
Spain.....Sail.										
Campbellton, N.B.—										
Great Britain.....Steam.										
".....Sail.										
British W. Indies.....Sail.	1	99								
Brazil.....Steam.	1	2,097								
France.....Sail.					1	1,689				
Holland.....Steam.	1	2,322							1	1,676
Spain.....Steam.										
United States.....Steam.	6	11,472			1	1,672				
".....Sail.	4	801	1	344						
Total.....	13	16,791	1	344	2	3,361			1	1,676

3 GEORGE V., A. 1913

No. 13. STATEMENT of the Number and Tonnage of Sailing

PORTS AND OUTPORTS AND COUNTRIES WHENCE ARRIVED.	NATIONALITY									
	British.		United States.		Norwegian.		Austrian.		Belgian.	
	Vessels.	Tons Register.	Vessels.	Tons Register.	Vessels.	Tons Register.	Vessels.	Tons Register.	Vessels.	Tons Register.
Campo Bello.—										
United States..... Steam.	166	31,907	387	14,441						
".....Sail.	22	205	162	22,861						
Total.....	188	32,112	549	37,302						
Canning, N.S.—										
United States... ..Sail.	1	465								
Canso, N.S.—										
Great Britain. Steam.	1	115								
British W. Indies...Sail.	1	148								
Newfoundland.....Sail.	5	450	1	87						
St. Pierre.....Sail.										
United States... ..Sail.	6	751	57	5,367						
Sea Fisheries.....Steam.	17	1,955								
".....Sail.	71	6,654	182	12,491						
Total.....	101	10,073	240	17,855						
Charlottetown, P.E.I.—										
Great Britain.....Steam					1	687				
British W. Indies...Sail...	3	737								
Newfoundland.... ..Steam	1	1637								
Newfoundland.....Sail...	3	189								
Saint Pierre.....Sail...	4	314								
Spain.....Sail...	1	189								
United States.Steam	32	33,528	1	3,252						
United States.....Sail...	8	1,956	6	2,602						
Sea Fisheries.....Sail...	5	73								
Total.....	57	38,623	7	5,854	1	687				
Chatham, N.B.										
Great Britain..... Steam					3	2,751				
Great Britain Sail...	1	199								
British W. Indies...Steam	1	1,758								
British W. Indies...Sail...	3	664								
Newfoundland.....Steam					2	1,611				
Newfoundland.....Sail ..			1	605						
GermanySail.					1	1,146				
Italy.....Steam	1	1,773								
Spain.....Sail.....										
Sweden.....Sail.....										
United States.....Steam	12	27,343			1	2,002				
United States.....Sail...			1	360						
Total.....	18	31,737	2	965	7	7,510				
Chemainus, B.C.—										
United States.Steam	7	3,229								
Chester, N.S.—										
United States..... Sail...	1	148								
Sea Fisheries.....Sail...	16	178	2	161						
Total.....	17	326	2	161						
Cheticamp, N.S.—										
Newfoundland.....Steam	2	1,788								

SESSIONAL PAPER No. 11

and Steam Vessels entered Inwards from Sea, &c.—Continued.

OF VESSELS.

Danish.		French.		German.		Italian.		Russian.		Other Nationalities.			Total.	
Vessels.	Tons Register.	Vessels.	Tons Register.	Vessels.	Tons Register.	Vessels.	Tons Register.	Vessels.	Tons Register.	Names.	Vessels.	Tons Register.	Vessels.	Tons Register.
													553	46,348
													184	23,066
													737	69,414
													1	465
													1	115
													1	148
		1	267										6	537
													1	267
													63	6,118
													17	1,955
													253	19,055
		1	267										342	28,195
													1	687
													3	737
													1	1,637
													3	189
													4	314
								1	336				2	525
													33	36,780
													14	4,558
													5	73
								1	336				66	45,500
1	1,577									Swedish....	1	1,422	5	5,750
													1	199
													1	1,758
													3	664
1	1,991												3	3,602
													1	605
													1	1,146
				1	851								1	1,773
		1	691										1	851
													1	691
													13	29,345
													1	360
2	3,568	1	691	1	851						1	1,422	32	46,744
													7	3,229
													1	148
													18	339
													19	487
													2	1,788

3 GEORGE V., A. 1913

No. 13. STATEMENT of the Number and Tonnage of Sailing

PORTS AND OUTPORTS AND COUNTRIES WHENCE ARRIVED.	NATIONALITY									
	British.		United States.		Norwegian.		Austrian.		Belgian.	
	Vessels.	Tons Register.	Vessels.	Tons Register.	Vessels.	Tons Register.	Vessels.	Tons Register.	Vessels.	Tons Register.
Chicoutimi, Que.—										
Great Britain..... Steam										
British W. Indies..... Steam										
United States..... Steam					1	850				
Total					1	850				
Church Point, N.S.—										
British W. Indies..... Sail	1	122								
United States..... Sail	3	418								
Total	4	540								
Clarks Harbor, N.S.—										
United States..... Sail	1	98	8	114						
Sea Fisheries..... Sail			15	405						
Total	1	98	23	519						
Clementsport, N.S.—										
United States..... Sail	20	1,332								
Dalhousie, N.B.—										
Great Britain..... Steam	1	1,079								
Great Britain..... Sail					3	3,836				
British W. Indies..... Sail										
France..... Sail					2	2,209				
Germany..... Sail										
Italy..... Sail										
Portugal..... Sail										
United States..... Steam	4	9,224			5	9,640			1	1,145
United States..... Sail	1	146								
Argentina..... Sail					3	4,130				
Total	6	10,449			13	19,815			1	1,145
Digby, N. S.—										
United States..... Steam	8	5,872								
United States..... Sail	6	739	15	548						
Total	14	6,611	15	548						
Dorchester, N. B.—										
United States..... Steam					9	6,819				
United States..... Sail	1	149	3	550						
Total	1	149	3	550	9	6,819				
English Bay, Que.—										
Newfoundland..... Steam	1	690								
Fredericton, N. B.—										
United States..... Sail	4	898	7	1,821						
Freeport, N. S.—										
British W. Indies..... Sail	1	168								
United States..... Sail	1	122								
Total	2	290								

SESSIONAL PAPER No. 11

and Steam Vessels entered Inwards *from Sea, &c.*—Continued.

OF VESSELS.

Danish.		French.		German.		Italian.		Russian.		Other Nationalities.			Total.	
Vessels.	Tons Register.	Vessels.	Tons Register.	Vessels.	Tons Register.	Vessels.	Tons Register.	Vessels.	Tons Register.	Names.	Vessels.	Tons Register.	Vessels.	Tons Register.
2	3,114	2	3,114
1	1,557	1	1,557
.....	1	850
3	4,671	4	5,521
.....	1	122
.....	3	418
.....	4	540
.....	9	212
.....	15	405
.....	24	617
.....	20	1,332
2	2,871	3	3,950
2	418	5	4,254
.....	1	1,468	1	1,468
.....	2	2,209
1	1,452	1	1,452
.....	1	1,033	1	1,033
.....	1	1,593	1	1,593
.....	10	20,009
.....	1	146
.....	3	4,130
5	4,741	1	1,593	2	2,501	28	40,244
.....	8	5,872
.....	21	1,287
.....	29	7,159
.....	9	6,819
.....	4	699
.....	13	7,518
.....	1	690
.....	11	2,719
.....	1	168
.....	1	122
.....	2	290

3 GEORGE V., A. 1913

No. 13. STATEMENT of the Number and Tonnage of Sailing

PORTS AND OUTPORTS AND COUNTRIES WHENCE ARRIVED.	NATIONALITY									
	British.		United States.		Norwegian.		Austrian.		Belgian.	
	Vessels.	Tons Register.	Vessels.	Tons Register.	Vessels.	Tons Register.	Vessels.	Tons Register.	Vessels.	Tons Register.
Gaspé, Que.—										
British W. Indies.. Sail..	2	348								
Newfoundland..... Sail..			1	643						
Spain..... Sail..					1	381				
United States..... Steam	2	3,892								
United States..... Sail..			2	749						
Total.....	4	4,240	3	1,392	1	381				
Georgetown, P. E. I.—										
Newfoundland..... Sail..	11	501								
Saint Pierre..... Sail..	1	77								
United States..... Sail..	1	191								
Sea Fisheries..... Sail..	4	127								
Total.....	17	896								
Glace Bay, N.S.—										
Newfoundland..... Sail..	3	226								
United States..... Sail..	1	99								
Total.....	4	325								
Guysborough, N.S.—										
Norway..... Sail..					1	627				
Halifax, N.S.—										
Great Britain..... Steam	164	661,344			3	3,975				
British W. Indies..... Steam	33	51,935			30	21,318				
British W. Indies..... Sail..	22	4,237			2	2,821				
Newfoundland..... Steam	56	75,908			2	2,808				
Newfoundland..... Sail..	94	8,332	2	157						
Belgium..... Steam	12	62,901								
Brazil..... Sail..										
Cuba..... Steam										
France..... Steam										
Germany..... Steam					1	989				
Holland..... Steam	27	98,910								
Italy..... Steam	1	1,723					1	3,538		
Norway..... Steam	1	2,702								
Russia..... Steam										
Saint Pierre..... Steam	2	144								
Saint Pierre..... Sail..	3	250								
Spain..... Steam	3	4,841			3	2,621				
United States..... Steam	155	254,863	7	8,128	21	19,138				
United States..... Sail..	97	24,694	22	15,157						
Sea..... Steam	30	25,556	1	235	1	738				
Austria-Hungary..... Steam							1	3,530		
British India..... Steam	1	2,193								
Dutch East Indies..... Steam	1	2,304								
Mexico..... Steam	6	12,129								
Denmark..... Steam										
Gibraltar..... Steam	1	3,370								
Argentina..... Sail..										
Sea Fisheries..... Sail..	197	9,053	56	4,641						
Total.....	906	1,307,689	88	28,318	63	54,408	2	7,068		

SESSIONAL PAPER No. 11

and Steam Vessels entered Inwards from Sea, &c.—Continued.

OF VESSELS.

Danish.		French.		German.		Italian.		Russian.		Other Nationalities.			Total.	
Vessels.	Tons Register.	Vessels.	Tons Register.	Vessels.	Tons Register.	Vessels.	Tons Register.	Vessels.	Tons Register.	Names.	Vessels.	Tons Register.	Vessels.	Tons Register.
													2	348
													1	643
													1	381
													2	3,892
													2	749
													8	6,013
													11	501
													1	77
													1	191
													4	127
													17	896
													3	226
													1	99
													4	325
													1	627
													167	665,319
													63	73,253
													24	7,058
													58	78,716
													96	8,489
										Dutch	4	6,459	16	69,360
						1	1,151						1	1,151
										Swedish	1	1,218	1	1,218
		1	4,261										1	4,261
				6	20,841								7	21,830
				1	2,213			1	1,263				29	102,386
													2	5,261
1	2,466												2	5,168
								2	7,138				2	7,138
		19	7,980										21	8,124
		2	311										5	561
										Dutch	1	1,872	7	9,334
		4	9,306										187	291,435
						1	596	1	240				121	40,987
													32	26,529
													1	3,530
													1	2,193
													1	2,304
													6	12,129
3	7,234												3	7,234
													1	3,370
2	2,340												2	2,340
													253	13,694
6	12,040	26	21,853	7	23,054	2	1,747	4	8,641		6	9,549	1,110	1,474,372

3 GEORGE V., A. 1913

No. 13. STATEMENT of the Number and Tonnage of Sailing

PORTS AND OUTPORTS AND COUNTRIES WHENCE ARRIVED.	NATIONALITY									
	British.		United States.		Norwegian.		Austrian.		Belgian.	
	Vessels.	Tons Register.	Vessels.	Tons Register.	Vessels.	Tons Register.	Vessels.	Tons Register.	Vessels.	Tons Register.
Hantsport, N.S. —										
United States.....Steam	2	357	6	1,986						
United States.....Sail..	10	4,655	9	5,161						
Total.....	12	5,012	15	7,147						
Hillsborough, N.B.—										
United States.....Steam					27	19,092				
United States.....Sail..	5	4,125	7	2,956						
Total.....	5	4,125	7	2,956	27	19,092				
Indian Island, N.B.—										
United States.....Sail..	2	8	153	1,657						
Isaacs Harbour, N.S.—										
United States.....Steam	1	402								
United States.....Sail..			10	891						
Total.....	1	402	10	891						
Kentville, N.S.—										
United States.....Sail..	1	99	3	189						
Kingsport, N.S.—										
United States.....Sail..	8	1,357	1	315						
Ladner, B.C.—										
United States.....Steam	3	212								
Ladysmith, B.C.—										
United States.....Steam	125	12,985	79	33,661						
United States.....Sail..	38	7,473	34	19,387						
Total.....	163	20,458	113	53,048						
La Have, N.S.—										
British West Indies..Sail..	6	1,013								
United States.....Sail..	8	1,131								
Dutch West Indies..Sail..	1	99								
Sea Fisheries.....Sail..	53	4,193	3	251						
Total.....	68	6,436	3	251						
Levis, Que.—										
Great Britain.....Steam	7	20,647								
Liverpool, N.S.—										
Great Britain.....Steam	1	358			1	1,440				
Newfoundland.....Steam					2	1,920				
Newfoundland.....Sail..	2	190	4	317						
United States.....Steam			3	152						
United States.....Sail..	20	3,456	79	7,584						
Sea Fisheries.....Steam			37	1,791						
Sea Fisheries.....Sail..			225	16,710						
Total.....	23	4,004	348	26,554	3	3,360				

3 GEORGE V., A. 1913

No. 13. STATEMENT of the Number and Tonnage of Sailing

PORTS AND OUTPORTS AND COUNTRIES WHENCE ARRIVED.	NATIONALITY									
	British.		United States.		Norwegian.		Austrian.		Belgian.	
	Vessels.	Tons Register.	Vessels.	Tons Register.	Vessels.	Tons Register.	Vessels.	Tons Register.	Vessels.	Tons Register.
Lockeport, N.S.—										
United States.....Sail..	1	98	16	699						
Sea FisheriesSail..	24	588	61	3,596						
Total... ..	25	686	77	4,295						
Lord's Cove, N.B.—										
United States.....Steam	130	11,380	1	142						
United States.....Sail..	159	3,949	227	2,470						
Total.	289	15,329	228	2,612						
Louisburg, N.S.—										
Great Britain.. . . .Steam	1	1,182								
British W. Indies...Steam	1	717								
Newfoundland.Steam	44	28,509			4	5,019				
Newfoundland.....Sail..	14	1,329	11	988						
Brazil.....Steam	1	2,719								
Cuba.....Steam					1	700				
Germany.....Steam	1	2,344								
Italy.....Steam	1	1,723								
Norway.....Steam					1	586				
Saint Pierre.....Steam										
Saint Pierre.....Sail..	7	645								
Spain.....Steam	4	7,768								
United States.....Steam	65	114,873			14	36,020				
United States.....Sail..	6	571	20	1,999						
Chili.....Steam	2	4,883								
SeaSteam	1	981								
ArgentinaSteam					1	1,312				
Sea Fisheries.....Steam	2	120								
Sea Fisheries.....Sail..	20	1,154	146	12,196						
Total.	170	169,518	177	15,183	21	43,628				
Lower East Pubnico, N.S.—										
British W. Indies...Sail..	1	119								
United States.....Sail..	2	143	60	3,915						
Sea Fisheries.....Sail..	39	1,929	25	1,457						
Total.....	42	2,191	85	5,372						
Lunenburg, N.S.—										
British W. Indies...Sail..	26	3,299								
Newfoundland.....Sail..	9	950	1	82						
Spain.....Sail..	2	245								
United States.....Sail..	26	4,022								
Dutch West Indies...Sail..	3	440								
Sea Fisheries.....Steam	1	11								
Sea Fisheries.....Sail..	271	18,022	17	1,479						
Total	338	26,899	18	1,561						

3 GEORGE V., A. 1913

No. 13. STATEMENT of the Number and Tonnage of Sailing

PORTS AND OUTPORTS AND COUNTRIES WHENCE ARRIVED.	NATIONALITY									
	British.		United States.		Norwegian.		Austrian.		Belgian.	
	Vessels.	Tons Register.	Vessels.	Tons Register.	Vessels.	Tons Register.	Vessels.	Tons Register.	Vessels.	Tons Register.
Magdalen Islands, Que.—										
Newfoundland. Sail.	1	41								
France. Sail.										
St. Pierre. Sail.										
United States. Sail.			13	1,366						
Total.	1	41	13	1,366						
Mahone Bay, N.S.—										
British West Indies. Sail.	4	465								
United States. "	4	372								
Sea Fisheries. "	26	2,252								
Total.	34	3,089								
Maitland, N.S.—										
United States. Sail.	5	686								
Margaretsville, N.S.—										
United States. Sail.	1	99								
Meteghan, N.S.—										
British West Indies. Sail.	1	196								
United States. "	15	1,346	2	22						
Total.	16	1,542	2	22						
Moncton, N.B.—										
Great Britain. Sail.	1	2,192								
British West Indies. "	4	805								
United States. "	10	3,805	6	1,775						
Total.	15	6,802	6	1,775						
Montague, P.E.I. .										
Newfoundland. Sail.	3	184								
Montreal, Que. —										
Great Britain. Steam.	331	1,508,616								
British West Indies. "	10	22,602			2	1,362				
Newfoundland. "	25	30,977								
Belgium. "	3	11,900							1	6,088
France. "										
Germany. "									1	5,489
Holland. "	1	2,760								
Italy. "	5	10,504								
Spain. "	1	1,954								
United States. "	4	4,403	1	418	4	4,515				
United States. Sail.			1	710						
Mexico. Steam.	6	12,129								
B. Guiana. "	4	10,295								
Argentina. "	1	4,784								
B. India. "	1	2,475								
B. Africa. "	1	3,534								
San. Domingo. "					3	2,035				
Total.	393	1,626,933	2	1,128	9	7,912			2	11,577

SESSIONAL PAPER No. 11

and Steam Vessels entered Inwards from Sea, &c.—Continued.

OF VESSELS.

Danish.		French.		German.		Italian.		Russian.		Other Nationalities.			Total.	
Vessels.	Tons Register.	Vessels.	Tons Register.	Vessels.	Tons Register.	Vessels.	Tons Register.	Vessels.	Tons Register.	Names.	Vessels.	Tons Register.	Vessels.	Tons Register.
													1	41
		3	393										3	393
		1	51										1	51
		1	247										14	1,613
		5	697										19	2,104
													4	465
													4	372
													26	2,252
													34	3,089
													5	686
													1	99
													1	196
													17	1,368
													18	1,564
													1	2,192
													4	805
													16	5,580
													21	8,577
													3	184
				1	949								332	1,509,565
													12	23,964
													25	30,977
													4	17,988
1	1,547												1	1,547
				14	45,437								15	50,926
				1	3,245					Dutch	1	2,631	3	8,636
													5	10,504
													1	1,954
1	1,331												10	10,667
													1	710
													6	12,129
													4	10,295
													1	4,784
													1	2,475
													1	3,534
													3	2,035
2	2,878			16	49,631						1	2,631	425	1,702,690

3 GEORGE V., A. 1913

No. 13. STATEMENT of the Number and Tonnage of Sailing

PORTS AND OUTPORTS AND COUNTRIES WHENCE ARRIVED.	NATIONALITY									
	British.		United States.		Norwegian.		Austrian.		Belgian.	
	Vessels.	Tons Register.	Vessels.	Tons Register.	Vessels.	Tons Register.	Vessels.	Tons Register.	Vessels.	Tons Register.
Murray Harbour, P.E.I.— Sea Fisheries.....Sail..	16	423								
Nanaimo, B.C.— United States.. . . .Steam	91	84,425	104	42,249	27	71,317				
United States.....Sail..	4	643	87	29,336						
Mexico.....Steam	2	5,187								
Sea Fisheries.....Steam	2	298								
Total.....	99	90,553	191	71,585	27	71,317				
New Campbellton, N.S.— Newfoundland.....Sail..	1	99								
United States.....Steam					1	700				
Total.....	1	99			1	700				
Newcastle, N.B.— Great Britain.....Steam										
Great Britain.....Sail..										
Newfoundland.....Steam										
Brazil.....Sail..					2	2,246				
France.....Sail..										
Spain.....Sail..										
United States.....Steam					4	7,684				
United States.....Sail..			1	384						
Total.....			1	384	6	9,930				
New Westminster, B.C.— Cuba.....Sail..										
United States.....Steam	31	8,473	5	460						
United States.....Sail..	2	205								
Chili.....Sail..	1	2,269								
Mexico.....Steam	3	6,129								
Sea Fisheries....."	21	2,931								
Total.....	58	20,007	5	460						
North East Harbour, N.S.— United States.. . . .Sail..			5	189						
Sea Fisheries....."	5	75	13	790						
Total.....	5	75	18	979						
North Head, N.B.— United States.....Steam	150	25,384								
United States.....Sail..	13	445	7	242						
Total... ..	163	25,829	7	242						
North Sydney, N.S.— Great Britain.....Steam	1	2,774			5	3,241				
British W. Indies....."	5	13,005			4	3,133				
British W. Indies.....Sail..	2	271								
Newfoundland....Steam	174	79,455			33	44,489				
Newfoundland.....Sail..	320	20,718	2	179	3	306				
Brazil.....Steam	1	1,969			1	630				
Brazil.....Sail..	7	1,420								
Germany.....Steam	1	3,301								

SESSIONAL PAPER No. 11

and Steam Vessels entered Inwards *from Sea, &c.*—*Continued.*

OF VESSELS.

Danish.		French.		German.		Italian.		Russian.		Other Nationalities.			Total.	
Vessels.	Tons Register.	Vessels.	Tons Register.	Vessels.	Tons Register.	Vessels.	Tons Register.	Vessels.	Tons Register.	Names.	Vessels.	Tons Register.	Vessels.	Tons Register.
.	16	423
.	.	.	.	3	9669,	225 91 2 2	207,660 29,979 5,187 298
.	.	.	.	3	9,669	320	243,124
.	.	9	408	10 1	507 700
.	.	9	408	11	1,207
3 1	4,047 352	1	258	Swedish . . .	1	1,422	3 2 1 2 1 1 4 1	4,047 610 1,422 2,246 1,282 196 7,684 384
4	4,399	3	1,736	1	1,422	15	17,871
.	.	.	.	1	1,266	1 36 2 1 3 21	1,266 8,933 205 2,269 6,129 2,931
.	.	.	.	1	1,266	64	21,733
.	5 18	189 865
.	23	1,054
.	150 20	25,384 687
.	170	26,071
.	6 9 2 207 325 2 7 1	6,015 16,138 271 123,944 21,203 2,599 1,420 3,391

3 GEORGE V., A. 1913

No. 13. STATEMENT of the Number and Tonnage of Sailing

PORTS AND OUTPORTS AND COUNTRIES WHENCE ARRIVED.	NATIONALITY									
	British.		United States.		Norwegian.		Austrian.		Belgian.	
	Vessels.	Tons Register.	Vessels.	Tons Register.	Vessels.	Tons Register.	Vessels.	Tons Register.	Vessels.	Tons Register.
North Sydney, N.S. <i>Con.</i>										
Holland Steam	1	2,291
Norway "	1	2,391	3	5,482
Saint Pierre "
Saint Pierre Sail..	16	1,055
Spain Steam	5	10,647
Spain Sail..	1	96
United States..... Steam	4	2,463	11	10,959
United States..... Sail..	8	4,944	5	495
Sea Fisheries..... Steam
Sea Fisheries..... Sail..	107	7,174	123	18,571
Total.	653	151,681	139	19,245	61	70,581
Parrsboro, N.S.—										
Great Britain..... Steam	1	1,618	1	2,028
Spain "	1	2,114
United States..... "	43	35,206	26	7,941
United States..... Sail..	61	12,108	10	2,309
Total	106	51,046	36	10,250	1	2,028
Paspebiac, Que.—										
Great Britain..... Steam
Great Britain..... Sail..	1	549
British W. Indies... Steam
British W. Indies... Sail..	3	572
Newfoundland "	1	98
Spain "
United States..... "	3	507	1	544
B. Africa..... "	1	917
Total	7	1,177	1	544	2	1,466
Percé, Que.—										
Great Britain... .. Steam	1	515
United States..... "	1	795
United States..... Sail..	1	893
Sea Fisheries..... "
Total	1	515	1	893	1	795
Pictou, N.S.—										
Newfoundland Sail..	1	56
United States..... Steam	2	2,928	3	4,842
United States..... Sail..	4	660
Total	7	3,644	3	4,842
Port Clyde, N.S.—										
United States..... Sail..	2	285
Sea Fisheries..... "	3	75
Total	3	75	2	285

SESSIONAL PAPER No. 11

and Steam Vessels entered Inwards *from Sea, &c.—Continued.*

OF VESSELS.

[illegible]

3 GEORGE V., A. 1913

No. 13. STATEMENT of the Number and Tonnage of Sailing

PORTS AND OUTPORTS AND COUNTRIES WHENCE ARRIVED.	NATIONALITY									
	British.		United States.		Norwegian.		Austrian.		Belgian.	
	Vessels.	Tons Register.	Vessels.	Tons Register.	Vessels.	Tons Register.	Vessels.	Tons Register.	Vessels.	Tons Register.
Port Hastings, N.S.—										
British W. Indies... Steam					2	1,295				
Newfoundland..... "					1	1,343				
United States.. .. "					4	2,473				
Total					7	5,111				
Port Hawkesbury, N.S.—										
British W. Indies... Sail.	10	1,856								
Newfoundland "	3	251								
France..... .. "										
Saint Pierre. "	2	173								
United States... .. Steam	32	33,770								
United States... .. Sail..	13	2,186	23	4,179						
Sea..... .. "			6	589						
Sea Fisheries..... .. "	50	3,156	17	1,427						
Total	110	41,392	46	6,195						
Port Hood, N.S.—										
Sea Fisheries..... Sail..			2	146						
Port La Tour, N.S.—										
United States..... Sail..			1	90						
Sea Fisheries "	26	291	2	91						
Total	26	291	3	181						
Port Mulgrave, N.S.—										
Newfoundland..... Sail..	3	591								
Holland..... .. "					1	1,998				
United States..... Steam	1	353								
United States... .. Sail..			3	182						
Sea Fisheries..... .. "	6	546	2	157						
Total	10	1,490	5	339	1	1,998				
Port Simpson, B.C.—										
United States..... Steam	51	42,082	12	64						
United States..... Sail..			3	15						
Sea Fisheries Steam	3	419								
Total	54	42,501	15	79						
Port Wade, N.S.—										
Cuba..... .. Sail..										
United States..... Steam			1	16						
United States..... Sail..	10	1,135	4	98						
Africa..... .. "					1	1,116				
Argentina..... .. "					2	2,314				
Total	10	1,135	5	114	3	3,430				
Port Williams, N.S.—										
United States..... Sail..	2	530								

SESSIONAL PAPER No. 11

and Steam Vessels entered Inwards from Sea, &c.—Continued.

OF VESSELS.

Danish.		French.		German.		Italian.		Russian.		Other Nationalities.			Total.	
Vessels.	Tons Register.	Vessels.	Tons Register.	Vessels.	Tons Register.	Vessels.	Tons Register.	Vessels.	Tons Register.	Names.	Vessels.	Tons Register.	Vessels.	Tons Register.
													2	1,295
													1	1,343
													4	2,473
													7	5,111
													10	1,856
													3	251
		1	87										1	87
													2	173
													32	33,770
													36	6,365
													6	589
													67	4,583
		1	87										157	47,674
													2	146
													1	90
													28	382
													29	472
													3	591
													1	1,998
													1	353
													3	182
													8	703
													16	3,827
													63	42,146
													3	15
													3	419
													69	42,580
										Spanish	1	237	1	237
													1	16
													14	1,233
													1	1,116
													2	2,314
											1	237	19	4,916
													2	530

3 GEORGE V., A. 1913

No. 13. STATEMENT of the Number and Tonnage of Sailing

PORTS AND OUTPORTS AND COUNTRIES WHENCE ARRIVED.	NATIONALITY									
	British.		United States.		Norwegian.		Austrian.		Belgian.	
	Vessels.	Tons Register.	Vessels.	Tons Register.	Vessels.	Tons Register.	Vessels.	Tons Register.	Vessels.	Tons Register.
Powell River, B.C.—										
Great Britain..... Steam	1	3,826								
United States..... " "	4	433	9	5,865						
Total	5	4,259	9	5,865						
Prince Rupert, B.C.—										
Great Britain..... Steam					1	2,711				
United States..... " "	142	168,201	103	87,077						
United States..... Sail..			13	13,825						
Sea Fisheries..... Steam	14	1,230								
Total	156	169,431	122	100,902	1	2,711				
Pugwash, N.S.—										
Great Britain..... Steam					1	1,354				
United States..... " "					1	1,465				
Total					2	2,819				
Quebec, Que.—										
Great Britain..... Steam	265	1,403,005								
British W. Indies..... " "	5	8,837								
Newfoundland..... " "	28	5,316								
Newfoundland..... Sail..	9	521								
Belgium..... Steam	7	37,844								
Brazil..... " "					1	1,176				
France..... " "	10	42,630								
Germany..... " "										
Holland..... " "	8	37,119								
Norway..... " "					2	50				
Spain..... " "	4	6,778								
United States..... " "	1	1,355			9	8,388				
Azores and Madeira.. " "	1	1,583								
Total	338	1,544,988			12	9,614				
Richibucto, N.B.—										
Great Britain..... Steam										
Great Britain..... Sail..										
United States..... " "										
Total										
Rimouski, Que.—										
Great Britain..... Steam	12	19,360								
Germany..... " "										
Germany..... Sail..										
Norway..... Steam					1	700				
Norway..... Sail..					1	664				
Russia..... " "										
United States..... Steam			1	1,004						
Total	12	19,360	1	1,004	2	1,364				
River Hebert, N.S.—										
United States..... Sail..	8	1,579	6	1,859						

SESSIONAL PAPER No. 11

and Steam Vessels entered Inwards from Sea, &c.—Continued.

OF VESSELS.

Danish.		French.		German.		Italian.		Russian.		Other Nationalities.			Total.	
Vessels.	Tons Register.	Vessels.	Tons Register.	Vessels.	Tons Register.	Vessels.	Tons Register.	Vessels.	Tons Register.	Names	Vessels.	Tons Register.	Vessels.	Tons Register.
													1	3,826
													13	6,298
													14	10,124
													1	2,711
													251	255,278
													13	13,825
													14	1,230
													279	273,044
													1	1,354
													1	1,465
													2	2,819
				1	3,356								266	1,406,361
													5	8,837
													28	5,316
													9	521
													7	37,844
								1	996				2	2,172
													10	42,630
				15	55,529								15	55,529
				1	3,012								9	40,131
													2	50
													4	6,778
1	1,685												11	11,428
													1	1,583
1	1,685			17	61,897			1	996				369	1,619,180
1	1,422												1	1,422
2	445												2	445
1	99												1	99
4	1,966												4	1,966
													12	19,360
				1	1,593								1	1,593
				2	2,077								2	2,077
													1	700
													1	664
								1	996				1	996
													1	1,004
				3	3,670			1	996				19	26,394
													14	3,438

3 GEORGE V., A. 1913

No. 13. STATEMENT of the Number and Tonnage of Sailing

PORTS AND OUTPORTS AND COUNTRIES WHENCE ARRIVED.	NATIONALITY									
	British.		United States.		Norwegian.		Austrian.		Belgian.	
	Vessels.	Tons Register.	Vessels.	Tons Register.	Vessels.	Tons Register.	Vessels.	Tons Register.	Vessels.	Tons Register.
River du Loup, Que. —										
Great Britain.....Steam	1	1,066
Brazil....."
Uruguay....."	1	1,283
Argentina....."	1	1,249
Total	3	3,598
St. Andrews, N.B. —										
United States.....Steam	106	14,249	213	16,817
United States.....Sail ..	117	2,144	414	11,351
Total... ..	223	16,393	627	28,168
St. George, N.B. —										
United States.....Steam	13	416
United States.....Sail ..	32	955	92	7,793
Total	32	955	105	8,209
St. John, N.B. —										
Great Britain.....Steam	140	577,266	1	2,344
Great Britain.....Sail	1	266
British W. Indies.....Steam	18	30,903
British W. Indies... Sail ..	18	4,498
Newfoundland.....Steam	1	1,802
Belgium....."	1	2,300
Cuba....."	1	1,723	1	1,504
B. Africa.....Sail	1	1,853
Germany.....Steam
Azores & Madeira ... "	1	1,763
United States....."	30	44,736	173	401,577	4	4,512
United States.....Sail ..	213	31,276	533	26,315
Argentina.....Steam	2	4,364
Mexico....."	5	10,166
Mexico.....Sail ..	2	498
Sea Fisheries....."	103	2,488
Total.....	535	713,777	706	427,892	8	10,479
St. Martins, N.B. —										
United States.....Steam	32	2,580
United States.....Sail ..	34	13,867	27	11,066
Total.....	34	13,867	59	13,646
St. Peters, N.S. —										
United States.....Sail	1	86
Sea Fisheries.....Steam	1	14
Sea Fisheries.....Sail ..	7	505
Total.....	8	519	1	86
St. Stephen, N.B. —										
United States.....Steam	189	19,062	101	1,641
United States.....Sail ..	2	489	20	3,139
Total	191	19,551	121	4,780

3 GEORGE V., A. 1913

No. 13. STATEMENT of the Number and Tonnage of Sailing

PORTS AND OUTPORTS AND COUNTRIES WHENCE ARRIVED.	NATIONALITY									
	British.		United States.		Norwegian.		Austrian.		Belgian.	
	Vessels.	Tons Register.	Vessels.	Tons Register.	Vessels.	Tons Register.	Vessels.	Tons Register.	Vessels.	Tons Register.
Sackville, N.B.— Great BritainSail.	8	1,252	5	1,130						
Salmon River, N.S.— United States.....Sail...	1	71	3	53						
Sea Fisheries..... "	8	129								
Total.....	9	200	3	53						
Sand Point, N.S.— NewfoundlandSail....			6	459						
United States..... "	4	392	97	7,206						
Sea Fisheries..... "	9	315	95	6,880						
Total.....	13	707	198	14,545						
Shediac, N.B.— Great Britain.....Steam.					3	2,079				
United States..... "					1	680				
Total.....					4	2,759				
Sheet Harbour, N.S.— United States.....Steam.										
Shelburne, N.S.— Newfoundland.....Sail....			1	90						
United States.....Steam.			2	34						
United States.....Sail....	6	599	36	3,117						
Sea Fisheries..... "	14	423	26	2,002						
Total.....	20	1,022	65	5,243						
Sidney, B.C.— United States.....Steam.	36	1,068	5	110						
United States.....Sail....	2	23	2	126						
Total.....	38	1,091	7	236						
Souris, P.E.I.— Great Britain.....Steam.					1	761				
British W. Indies...Sail....	1	249								
Newfoundland..... "	3	198								
Saint Pierre..... "	11	1,324								
United States..... "	1	174								
Sea Fisheries..... "	21	1,260	4	355						
Total.....	37	3,205	4	355	1	761				
Steveston, B.C.— United States.....Steam.	24	1,277								
United States.....Sail....	9	364	2	60						
Total.....	33	1,641	2	60						
Stewart, B.C.— United States.....Steam.	2	473	1	9						

3 GEORGE V., A. 1913

No. 13. STATEMENT of the Number and Tonnage of Sailing

PORTS AND OUTPORTS AND COUNTRIES WHENCE ARRIVED.	NATIONALITY									
	British.		United States.		Norwegian.		Austrian.		Belgian.	
	Vessels.	Tons Register.	Vessels.	Tons Register.	Vessels.	Tons Register.	Vessels.	Tons Register.	Vessels.	Tons Register.
Stickeen, B.C.— United States.Steam.	4	1,516	18	137
Summerside, P.E.I.— United States.....Sail..	3	648	2	1,040
Sydney, N.S.— Great Britain..... Steam	11	23,046	6	9,117
British W. Indies.... "	6	12,166
Newfoundland..... "	67	60,632	60	201,582
Newfoundland..... Sail..	3	306
Brazil..... Steam	1	2,215
France
Holland..... "	1	2,978
Saint Pierre..... "
Saint Pierre.....Sail..	2	308
Spain..... Steam
United States..... "	10	15,822	23	38,510
United States.....Sail..	5	473
Argentina..... Steam	1	2,096
Canary Islands
Sea Fisheries..... "
Sea Fisheries.....Sail..	1	12	1	85
Total.....	108	120,054	1	85	89	249,209
Three Rivers, Que.— Great Britain.....Steam	29	71,491
United States..... "	1	2,177
Total.	29	71,491	1	2,177
Truro, N.S.— United States.....Sail..	5	519
Tusket, N.S.— United States.....Sail..	2	196	1	333
Sea Fisheries..... "	6	537
Total.	2	196	7	870
Union Bay, B.C.— United States.....Steam	43	83,872	11	5,931	17	44,957
United States.....Sail..	2	405	5	6,093
Mexico	1	1,058
Total.....	45	84,277	16	12,024	18	46,015

3 GEORGE V., A. 1913

No. 13. STATEMENT of the Number and Tonnage of Sailing

PORTS AND OUTPORTS AND COUNTRIES WHENCE ARRIVED.	NATIONALITY									
	British.		United States.		Norwegian.		Austrian.		Belgian.	
	Vessels.	Tons Register.	Vessels.	Tons Register.	Vessels.	Tons Register.	Vessels.	Tons Register.	Vessels.	Tons Register.
Vancouver, B.C.—										
Great Britain..... Steam	22	102,873								
Great Britain..... Sail..	1	1,482								
British W. Indies..... Steam	1	2,818								
Australia..... " ..	13	54,340								
Australia..... Sail..			1	1,289						
Japan..... Steam	11	43,855			1	2,492				
Peru..... Sail..	1	1,829								
China..... Steam	19	61,934								
Germany..... " ..	3	8,633								
Mexico..... " ..	12	27,136								
Mexico..... Sail..	1	2,147								
Dutch E. Indies..... Steam	3	8,773								
Chili..... " ..										
Chili..... Sail..										
Russia..... Steam	1	2,840								
United States..... " ..	1,010	1,123,797	923	402,835	2	5,581				
Sea Fisheries..... " ..	35	3,553	47	5,436						
Total.....	1,133	1,446,030	971	409,560	3	8,976				
Victoria, B.C.—										
Great Britain..... Steam	14	67,029								
Australia..... " ..	14	51,590								
Belgium..... " ..	1	3,271								
Chili..... " ..	3	6,508								
China..... " ..	35	137,819			1	2,492				
Japan..... " ..										
Mexico..... " ..	12	27,136								
Mexico..... Sail..	1	2,647								
United States..... Steam	666	824,031	515	325,864	2	5,011				
United States..... Sail..	17	1,521	48	9,675						
Sea Fisheries..... Steam	8	215			2	74				
Sea Fisheries..... Sail..	5	286								
Total.....	776	1,122,053	563	335,539	5	7,577				
Westport, N.S.—										
United States..... Steam	1	246								
United States..... Sail..	2	743	14	182						
Sea Fisheries..... Sail..			1	83						
Total.....	3	989	15	265						
Weymouth, N.S.—										
Great Britain..... Sail..					1	10,040				
Br. W. Indies..... " ..					1	1,282				
United States..... " ..	6	952	6	3,667						
Canary Islands..... " ..					1	996				
Total.....	6	952	6	3,667	3	3,318				
White Rock, B.C.—										
United States..... Steam	6	172	115	1,156						

3 GEORGE V., A. 1913

No. 13. STATEMENT of the Number and Tonnage of Sailing

PORTS AND OUTPORTS AND COUNTRIES WHENCE ARRIVED.	NATIONALITY									
	British.		United States.		Norwegian.		Austrian.		Belgian.	
	Vessels.	Tons Register.	Vessels.	Tons Register.	Vessels.	Tons Register.	Vessels.	Tons Register.	Vessels.	Tons Register.
Windsor, N.S.—										
Newfoundland. Steam					3	2,388				
United States. "	8	845			17	12,256				
United States. Sail..	89	87,012	45	38,923						
Total	97	87,857	45	38,923	20	14,644				
Wolfville, N.S.—										
United States. Sail..	7	1,716								
Yarmouth, N.S.—										
British W. Indies. Sail..	5	900								
Newfoundland. "	2	147								
Brazil "					1	1,495				
Italy "										
United States. Steam	161	115,042								
United States. Sail..	45	4,622	18	3,340						
Argentina. "					4	5,098				
Br. Africa. "					1	1,295				
Sea Fisheries. Steam	4	54								
Sea Fisheries. Sail..	108	3,545	201	11,924						
Total.....	325	124,310	219	15,264	6	7,888				

SESSIONAL PAPER No. 11

and Steam Vessels entered Inwards from Sea, &c.—Continued.

OF VESSELS.

Danish.		French.		German.		Italian.		Russian.		Other Nationalities.			Total.	
Vessels.	Tons Register.	Vessels.	Tons Register.	Vessels.	Tons Register.	Vessels.	Tons Register.	Vessels.	Tons Register.	Names.	Vessels.	Tons Register.	Vessels.	Tons Register.
..	3	2,388
..	25	13,101
..	134	125,935
..	162	141,424
..	7	1,716
..	5	900
..	2	147
..	1	1,495
..	1	880	1	880
..	161	115,042
..	63	7,962
..	2	2,047	6	7,145
..	1	1,295
..	4	54
..	309	15,469
..	3	2,927	553	150,389

3 GEORGE V., A. 1913

No. 14.—SUMMARY STATEMENT of the Nationality of Sea-going Vessels
ended March

Number.	COUNTRIES FROM WHICH ARRIVED.	NATIONALITY									
		British.		United States.		Norwegian.		Austrian.		Belgian.	
		Vessels.	Tons Register.	Vessels.	Tons Register.	Vessels.	Tons Register.	Vessels.	Tons Register.	Vessels.	Tons Register.
1	United Kingdom	1,021	4,481,813	5	1,130	37	42,849				
2	Australia and Tasmania...	27	105,930	1	1,289						
3	British Africa.....	1	3,534			4	5,181				
4	British Guiana.....	4	10,295								
5	British India.....	2	4,668								
6	British West Indies.....	197	165,733			42	32,176				
7	Gibraltar.....	1	3,370								
8	Newfoundland and Labrad- or.....	896	323,127	30	3,697	110	261,457				
9	Argentina.....	5	11,463			12	15,245				
10	Austria-Hungary.....							1	3,539		
11	Azores and Madeira.....	2	3,346								
12	Belgium.....	24	118,216							1	6,088
13	Brazil.....	13	14,453			7	7,702				
14	Canary Islands.....					1	996				
15	Chili.....	6	13,660								
16	China.....	54	199,753			1	2,492				
17	Cuba.....	2	2,540			2	2,204				
18	Denmark.....										
19	Dutch East Indies.....	4	11,077								
20	Dutch West Indies.....	4	539								
21	France.....	10	42,630			3	3,898				
22	French West Indies.....	2	326								
23	Sea.....	31	26,537	7	824	1	738				
24	Germany.....	5	14,298			2	2,135			1	5,489
25	Holland.....	38	144,089			2	4,249			1	1,676
26	Italy.....	8	15,723					1	3,538		
27	Japan.....	11	43,855			1	2,492				
28	Mexico.....	50	105,298			1	1,058				
29	Miquelon and St. Pierre...	50	4,358								
30	Norway.....	2	5,093			9	8,109				
31	Peru.....	1	1,829								
32	Portugal.....										
33	Russia.....	1	2,840								
34	San Domingo.....					3	2,035				
35	Sea Fisheries.....	1,412	77,478	1,378	108,592	2	74				
36	Spain.....	22	34,630			4	3,002				
37	Sweden.....										
38	Uruguay.....					2	2,415				
39	United States.....	4,928	3,450,275	5,400	1,671,928	244	345,170			1	1,145
	Total.....	8,834	9,442,776	6,821	1,787,370	490	745,717	2	7,068	4	14,398

SESSIONAL PAPER No. 11

entered Inwards, *from Sea*, from each Country during the Fiscal Year 31, 1912.

OF VESSELS.

Danish.		French.		German.		Italian.		Russian.		Other Nationalities.			Total.		
Vessels.	Tons Register.	Vessels.	Tons Register.	Vessels.	Tons Register.	Vessels.	Tons Register.	Vessels.	Tons Register.	Name of Flag.	Vessels.	Tons Register.	Vessels.	Tons Register.	Number.
23	24,700	2	3,940	3	6,973			2	642	Swedish..	1	1,422	1,094	4,563,469	1
													28	107,219	2
													5	8,715	3
													4	10,295	4
													2	4,668	5
2	2,833					1	1,468			Dutch....	1	116	243	202,326	6
													1	3,370	7
3	4,547	9	498							Swedish..	1	1,422	1,049	594,568	8
2	2,340					2	2,047						21	31,095	9
													1	3,530	10
													2	3,346	11
										Dutch....	4	6,459	29	130,763	12
						2	2,438	1	996	Swedish..	1	1,110	24	26,699	13
1	1,557												2	2,555	14
								1	2,291	Chilian..	1	2,087	8	18,038	15
													55	202,245	16
				1	1,266					Swedish..	1	1,218	1	7,465	17
										Spanish..	1	237	1	7,234	18
3	7,234												3	11,077	19
													4	539	20
1	1,547	7	4,967					1	1,282				22	54,324	21
													2	326	22
													39	28,099	23
1	1,452			42	111,002								51	164,376	24
1	1,522			3	8,470			1	1,263	Dutch....	1	2,631	47	163,940	25
						2	1,913						11	21,174	26
										Japanese..	60	207,758	72	254,105	27
1	254			1	2,115								53	108,725	28
		65	20,629										115	24,987	29
1	2,466												12	15,668	30
													1	1,829	31
				1	1,593								1	1,593	32
								3	8,134				4	10,974	33
													3	2,035	34
		128	11,072										2,920	197,216	35
2	2,769	1	196	1	851			7	1,859	Dutch..	1	1,872	38	45,179	36
		1	691										1	691	37
													2	2,415	38
9	11,993	5	9,553	15	33,284	2	1,352	2	586	{ Spanish..	4	8,222	10,662	5,731,321	39
										{ Japanese..	51	197,677			
										{ Mexican..	1	136			
50	65,214	218	51,456	67	195,554	9	9,218	18	17,053		129	432,367	16,642	12,768,191	

3 GEORGE V., A. 1913

TRADE WITH EACH COUNTRY

No. 15.—STATEMENT of the Number and Tonnage of Sailing and Steam Vessels in Canada for foreign countries distinguishing the Nationality the Fiscal Year ended

PORTS AND OUTPORTS AND COUNTRIES FOR WHICH DEPARTED.	NATIONALITY									
	British.		United States.		Norwegian.		Austrian.		Belgian.	
	Vessels.	Tons Register.	Vessels.	Tons Register.	Vessels.	Tons Register.	Vessels.	Tons Register.	Vessels.	Tons Register.
Albert, N.B.—										
Great Britain Steam.	5	11,708								
Great Britain Sail.	1	1,670								
United States "	1	149								
Total	7	13,527								
Alert Bay, B.C.—										
United States Steam.			5	1,441						
United States Sail.			10	275						
Sea Fisheries Steam.			2	112						
Sea Fisheries Sail.			3	155						
Total			20	1,983						
Amherst, N.S.—										
Great Britain Sail.					1	965				
United States Steam.					19	13,187				
Total					20	14,152				
Annapolis Royal, N.S.—										
Great Britain Steam.					2	1,353				
British W. Indies Sail.	4	950								
Newfoundland "	1	68								
Cuba "	7	1,912	1	276						
Porto Rico "	1	199								
Spain "										
United States "	8	1,110	3	33						
Argentina "	4	2,506	1	991	3	3,430				
Total	25	6,745	5	1,300	5	4,783				
Antigonish, N.S.—										
Newfoundland Sail.	5	985								
Arichat, N.S.—										
Great Britain Steam.	1	1,109								
United States "			1	27						
United States Sail.			3	221						
Sea Fisheries Steam.	4	48	2	54						
Sea Fisheries Sail.	58	1,146	20	1,913						
Total	63	2,303	26	2,215						
Baddeck, N.S.—										
St. Pierre Sail.	2	68								
United States Steam.					17	12,323				
Sea Fisheries Sail.	30	756	8	649						
Total	32	824	8	649	17	12,323				

SESSIONAL PAPER No. 11

AND NATIONALITY OF VESSELS.

entered outwards, *for Sea*, at each of the undermentioned Ports and outports of the Vessels employed in the trade with each country, during March 31, 1912.

OF VESSELS.														
Danish.		French.		German.		Italian.		Russian.		Other Nationalities.			Total.	
Vessels.	Tons Register.	Vessels.	Tons Register.	Vessels.	Tons Register.	Vessels.	Tons Register.	Vessels.	Tons Register.	Names.	Vessels.	Tons Register.	Vessels.	Tons Register.
.	5	11,708
.	1	1,670
.	1	149
.	7	13,527
.	5	1,441
.	10	275
.	2	112
.	3	155
.	20	1,983
.	1	965
.	19	13,187
.	20	14,152
.	2	1,353
.	4	950
.	1	68
.	8	2,188
.	1	199
.	Spanish.....	1	237	1	237
.	11	1,143
.	8	6,927
.	1	237	36	13,065
.	5	985
.	1	1,109
.	1	27
.	3	221
.	6	102
.	78	3,059
.	89	4,518
.	2	68
.	.	50	2,953	17	12,323
.	88	4,358
.	.	50	2,953	107	16,749

3 GEORGE V., A. 1913

No. 15.—STATEMENT of the Number and Tonnage of Sailing

PORTS AND OUTPORTS AND COUNTRIES FOR WHICH DEPARTED.	NATIONALITY									
	British.		United States.		Norwegian.		Austrian.		Belgian.	
	Vessels.	Tons Register.	Vessels.	Tons Register.	Vessels.	Tons Register.	Vessels.	Tons Register.	Vessels.	Tons Register.
Baie Verte, N.S.— Great Britain..... Steam.	2	1,822	1	659
Barrington, N.S.— Newfoundland..... Sail.	3	359
United States..... "	1	99	4	208
Sea Fisheries..... "	15	185	53	3,401
Total.....	16	284	60	3,968
Barton, N.S.— United States..... Sail.	54	5,339	1	92
Bathurst, N.B.— Great Britain..... Steam.	4	5,516
Great Britain..... Sail.	5	806
Belgium..... Steam.	1	2,344
Norway..... "	1	661
Norway..... Sail.	1	215
United States..... "	1	655
Total.....	9	6,322	1	655	2	876	1	2,344
Bear River, N.S.— British W. Indies... Sail.	2	607
Brazil..... "	1	736
United States..... "	17	2,193
Total.....	20	3,536
Belliveau's Cove, N.S.— British W. Indies... Sail.	4	691
United States..... "	9	1,028
Total.....	13	1,719
Bridgewater, N.S.— British W. Indies... Sail.	8	3,686
Cuba..... Steam.	9	2,503	3	1,168
Portugal..... Sail.	1	399
United States..... Steam.	1	683
United States..... Sail.	29	7,159	5	1,956
Argentina..... "	1	1,266	2	2,715	6	7,344
Total.....	48	15,013	10	5,839	7	8,027
Buctouche, N.B.— Great Britain..... Sail.
Caraquet, N.B.— Italy..... Sail.
Norway..... Steam.	1	873
Norway..... Sail.	1	1,056
Russia..... "
Total.....	2	1,929

SESSIONAL PAPER No. 11

and Steam Vessels entered Inwards from Sea, &c.—Continued.

OF VESSELS.

Danish.		French.		German.		Italian.		Russian.		Other Nationalities.			Total.	
Vessels.	Tons Register.	Vessels.	Tons Register.	Vessels.	Tons Register.	Vessels.	Tons Register.	Vessels.	Tons Register.	Names.	Vessels.	Tons Register.	Vessels.	Tons Register.
2	2,726	5	5,207
...	3	359
...	5	307
...	68	3,586
...	76	4,252
...	55	5,431
...	4	5,516
...	5	806
...	1	2,344
...	1	661
...	1	215
...	1	655
...	13	10,197
...	2	607
...	1	817	2	1,553
...	17	2,193
...	1	817	21	4,353
...	4	691
...	9	1,028
...	13	1,719
...	8	3,686
...	1	346	13	4,017
...	1	399
...	1	683
...	34	9,115
...	2	2,043	11	13,368
...	2	2,043	1	346	68	31,268
...	1	265	1	265
...	1	1,501	1	1,501
...	1	873
...	2	984	1	1,056
...	2	984
...	1	1,501	2	984	5	4,414

3 GEORGE V., A. 1913

No. 15.—STATEMENT of the Number and Tonnage of Sailing

PORTS AND OUTPORTS AND COUNTRIES FOR WHICH DEPARTED.	NATIONALITY									
	British.		United States.		Norwegian.		Austrian.		Belgian.	
	Vessels.	Tons Register.	Vessels.	Tons Register.	Vessels.	Tons Register.	Vessels.	Tons Register.	Vessels.	Tons Register.
Campbellton, N.B.—										
Great Britain Steam.	7	14,086			2	2,371				
Great Britain Sail.					2	1,413				
British W. Indies. "	1	191								
Australia "					1	1,345				
Argentina Steam.	2	4,060								
Argentina Sail.					4	5,874				
Saint Pierre. "	1	69								
Spain "										
United States Steam.					9	7,057				
United States Sail.	6	1,105								
Total	17	19,511			18	18,060				
Campo Bello, N.B.—										
United States Steam.	144	24,642	4	86						
United States Sail.	12	246	40	368						
Total	156	24,888	44	454						
Canning, N.S.—										
Cuba. Sail.	1	271								
Canso, N.S.—										
Newfoundland. Sail..			4	306						
Saint Pierre. Sail..	1	92								
United States. Sail..	11	1,180	7	631						
Sea Fisheries. Steam	18	2,016								
Sea Fisheries. Sail..	77	7,134	217	18,686						
Total.	107	10,422	228	19,623						
Cardigan, P.E.I.—										
Newfoundland. Sail..	1	76								
Charlottetown, P.E.I.—										
Great Britain. Steam	3	7,216								
Newfoundland. Steam	34	40,767								
Newfoundland. Sail..	11	622								
Saint Pierre. Sail..	6	467								
United States. Steam	32	33,528	1	3,252						
Sea Fisheries. Steam	1	11								
Sea Fisheries. Sail..	5	75								
Total.	92	82,686	1	3,252						
Chatham, N.B.—										
Great Britain. Steam	5	9,681			14	13,807				
British West Indies. Sail..	2	449								
United States. Steam	11	25,366								
United States. Sail..	15	3,671	7	3,215						
Total.	33	39,167	7	3,215	14	13,807				
Chemainus, B.C.—										
United States. Steam	9	1,443								
Australia Sail..	1	2,048	1	1,289						
Total.	10	3,491	1	1,289						

SESSIONAL PAPER No. 11

and Steam Vessels entered Outwards *for Sea, &c.*—Continued.

OF VESSELS.

[illegible]

3 GEORGE V., A. 1913

No. 15.—STATEMENT of the Number and Tonnage of Sailing

PORTS AND OUTPORTS AND COUNTRIES FOR WHICH DEPARTED.	NATIONALITY									
	British.		United States.		Norwegian.		Austrian.		Belgian.	
	Vessels.	Tons Register.	Vessels.	Tons Register.	Vessels.	Tons Register.	Vessels.	Tons Register.	Vessels.	Tons Register.
Chester, N.S.—										
Newfoundland.....Steam	1	84								
United States.....Sail..	8	1,157	2	531						
Sea Fisheries.....Sail..	1	11	2	161						
Total.....	10	1,252	4	692						
Cheticamp, N.S.—										
Newfoundland.....Sail..	1	57								
Chicoutimi, Que.—										
Great Britain.....Steam										
France.....Steam										
United States.....Steam					2	2,174				
Total.....					2	2,174				
Church Point N.S.—										
British West Indies..Sail..	1	197								
Porto Rico.....Sail..	2	479								
United States.....Sail..	2	198								
Total.....	5	874								
Clarks Harbour, N.S.—										
United States.....Sail..			8	114						
Sea Fisheries.....Sail..			16	426						
Total.....			24	540						
Clementsport, N.S.—										
United States.....Sail..	25	3,099	1	169						
Dalhousie, N.B.—										
Great Britain.....Steam	5	9,610			1	699			1	1,143
Cuba.....Sail..	1	318								
Spain.....Sail..										
United States.....Steam	4	9,224			9	13,923				
United States.....Sail..	3	905	4	1,588						
Argentina.....Steam	2	4,060								
Argentina.....Sail..					2	3,231				
Total.....	15	24,117	4	1,588	12	17,853			1	1,143
Dawson, Y.T.—										
United States.....Steam	3	558	20	9,227						
United States.....Sail..	2	60	10	5,292						
Total.....	5	618	30	14,519						
Digby, N.S.—										
United States.....Steam	26	19,084								
United States.....Sail..	4	216	14	170						
Total.....	30	19,300	14	170						

SESSIONAL PAPER No. 11

and Steam Vessels entered Outwards *for Sea, &c.*—*Continued.*

OF VESSELS.

[illegible]

3 GEORGE V., A. 1913

No. 15.—STATEMENT of the Number and Tonnage of Sailing

PORTS AND OUTPORTS AND COUNTRIES FOR WHICH DEPARTED.	NATIONALITY									
	British.		United States.		Norwegian.		Austrian.		Belgian.	
	Vessels.	Tons Register.	Vessels.	Tons Register.	Vessels.	Tons Register.	Vessels.	Tons Register.	Vessels.	Tons Register.
Dorchester, N.B.—										
United States.....Steam...					2	1,382				
United States.....Sail.....	4	554	5	959						
Total.....	4	554	5	959	2	1,382				
Fredericton, N.B.—										
United States.....Sail.....	4	898	7	1,821						
Freeport, N.S.—										
United States.....Sail.....	4	189	3	51						
Gaspé, Que.—										
Great Britain... ..Steam...	2	3,689								
British W. Indies..Sail.....	5	633								
Brazil..... ..Steam...	1	448								
Cuba..... ..Steam...	4	8,086								
Cuba..... ..Sail.....			2	1,113						
United States.....Steam...	2	2,709			2	1,462				
United States.....Sail.....	5	736	1	132						
Total.....	19	16,301	3	1,245	2	1,462				
Georgetown, P.E.I.—										
Newfoundland.....Sail.....	7	361								
Saint Pierre.....Sail.....	1	77								
Sea Fisheries.....Sail.....	3	93								
Total.....	11	531								
Glace Bay, N.S.—										
Newfoundland.....Sail.....	10	639								
Saint Pierre.....Sail.....	1	154								
Total.....	11	793								
Guysborough, N.S.—										
Great Britain.....Sail,...					1	627				
Halifax, N.S.—										
Great Britain.....Steam...	152	569,833			7	6,856				
Great Britain... ..Sail.....										
British W. Indies..Steam...	32	52,005	1	1,010	26	19,087				
British W. Indies..Sail.....	9	2,283								
Newfoundland.....Steam...	57	74,879	5	589						
Newfoundland.....Sail.....	74	5,912								
Brazil..... ..Sail.....	10	2,235								
Cuba..... ..Steam...	2	1,250			1	941				
Cuba..... ..Sail.....	1	268								
Germany..... ..Steam...	1	1,609			7	5,738				
Argentina..... ..Steam...	1	1,694								
Argentina..... ..Sail.....			1	998	2	2,648				
Saint Pierre.....Steam...	1	60								
Saint Pierre.....Sail.....	1	87								
Sea..... ..Steam...	27	29,250	1	742	1	738				
San Domingo....Steam...					2	1,390				
United States.....Steam...	204	684,960	10	9,104	7	10,257	2	7,068		
United States... ..Sail.....	37	5,428	21	10,860						
Mexico..... ..Steam...	10	20,215								

SESSIONAL PAPER No. 11

and Steam Vessels entered Outwards *for Sea, &c.*—*Continued.*

OF VESSELS.

[illegible]

3 GEORGE V., A. 1913

No. 15.—STATEMENT of the Number and Tonnage of Sailing

PORTS AND OUTPORTS AND COUNTRIES FOR WHICH DEPARTED.	NATIONALITY									
	British.		United States.		Norwegian.		Austrian.		Belgian.	
	Vessels.	Tons Register.	Vessels.	Tons Register.	Vessels.	Tons Register.	Vessels.	Tons Register.	Vessels.	Tons Register.
Halifax, N.S.— <i>Con.</i>										
Br. Africa Steam	1	2,795								
Denmark Steam	1	2,056								
Br. Guiana Sail	2	270								
Sea Fisheries Steam	7	538								
Sea Fisheries Sail	410	24,922	49	3,656						
Total	1040	1,482,549	88	26,959	53	47,655	2	7,068		
Hantsport, N.S.—										
British W. Indies Sail	1	298								
Cuba Sail			2	772						
United States Steam	1	9	6	1,986						
United States Sail	14	2,813	2	672						
Argentina Sail	1	398								
Total	17	3,518	10	3,430						
Hillsborough, N.B.—										
United States Steam					27	19,092				
United States Sail	5	4,125	7	2,956						
Total	5	4,125	7	2,956	27	19,092				
Indian Island, N.B.—										
United States Sail			138	1,443						
Isaacs Harbour, N.S.—										
Sea Fisheries Sail			11	983						
Kentville, N.S.—										
Cuba Sail	1	238								
United States Sail	1	47	2	126						
Total	2	285	2	126						
Kingsport, N.S.—										
Cuba Sail	6	1,761								
Ladner, B.C.—										
United States Steam			1	127						
Ladysmith, B.C.—										
United States Steam	92	12,939	83	32,571	1	2,315				
United States Sail	4	964	35	17,476						
Sea Fisheries Steam	5	745			1	37				
Total	101	14,648	118	50,047	2	2,352				
La Have, N.S.—										
Newfoundland Sail	1	199								
United States Sail	2	147								
Sea Fisheries Sail	46	3,425	4	343						
Total	49	3,771	4	343						

3 GEORGE V., A. 1913

No. 15.—STATEMENT of the Number and Tonnage of Sailing

PORTS AND OUTPORTS AND COUNTRIES FOR WHICH DEPARTED.	NATIONALITY									
	British.		United States.		Norwegian.		Austrian.		Belgian.	
	Vessels.	Tons Register.	Vessels.	Tons Register.	Vessels.	Tons Register.	Vessels.	Tons Register.	Vessels.	Tons Register.
Liverpool, N.S.—										
Great Britain Steam	2	2,912								
British W. Indies. Sail...	10	1,755								
Newfoundland. Sail...			4	350						
Cuba. Sail...	3	992								
Spain Sail...			1	219						
United States. Steam	4	1,418	1	45	5	4,628				
United States. Sail...	25	3,583	34	4,740						
Sea Fisheries. Steam			37	1,791						
Sea Fisheries. Sail...			272	20,604						
Total.	44	10,660	349	27,749	5	4,628				
Lockeport, N.S.—										
Newfoundland. Sail...	2	156								
United States. Sail...			8	247						
Sea Fisheries. Sail...	29	754	63	3,816						
Total.	31	910	71	4,063						
Lord's Cove, N.B.—										
United States. Steam	149	12,814	1	142						
United States. Sail...	117	1,415	197	1,895						
Total.	266	14,229	198	2,035						
Louisburg, N.S.—										
Great Britain. Steam	8	15,745			2	3,807				
British W. Indies. Steam	2	928								
British W. Indies. Sail...	1	280								
Newfoundland. Steam	41	25,856			2	2,850				
Newfoundland. Sail...	22	2,173	18	1,449						
Saint Pierre. Steam	1	60								
Saint Pierre. Sail...	4	412								
Spain Steam					1	788				
United States. Steam	72	125,258			20	47,370				
United States. Sail...	2	158	22	2,305						
Denmark Steam	1	2,017								
Cape Verde Islands. Steam	1	2,719								
Sea Fisheries Steam	2	230								
Sea Fisheries Sail...	25	1,219	137	11,426						
Total.	182	177,055	177	15,180	25	54,815				
Lower East Pubinco, N.S.—										
United States. Sail...	2	143	4	255						
Sea Fisheries. Sail...	31	1,225	78	4,886						
Total.	33	1,368	82	5,141						
Lunenburg, N.S.—										
British W. Indies. Sail...	3	284								
Newfoundland. Sail...	10	1,085								
Cuba. Sail...	1	299								
Porto Rico. Sail...	19	2,141								
Saint Pierre Sail...	3	228								
United States. Sail...	17	3,684	1	82						
Azores & Madeira. Sail...	1	199								
Sea Fisheries. Steam		11								
Sea Fisheries. Sail...	307	19,007	17	1,474						
Total.	362	26,938	18	1,556						

3 GEORGE V., A. 1913

No. 15.—STATEMENT of the Number and Tonnage of Sailing

PORTS AND OUTPORTS AND COUNTRIES FOR WHICH DEPARTED.	NATIONALITY									
	British.		United States.		Norwegian.		Austrian.		Belgian.	
	Vessels.	Tons Register.	Vessels.	Tons Register.	Vessels.	Tons Register.	Vessels.	Tons Register.	Vessels.	Tons Register.
Magdalen Islands, Que.— Newfoundland. Sail..	1	4								
United States..... Sail..			12	1,428						
Total.	1	4	12	1,428						
Mahone Bay, N.S.— British W. Indies.... Sail..	1	9								
Porto Rico..... " ..	2	20								
United States. " ..	9	93								
Sea Fisheries..... " ..	16	1,31								
Total.	28	2,55								
Maitland, N.S.— United States. Steam					1	795				
United States.. Sail..	24	3,59								
Total.....	24	3,59			1	795				
Meteghan, N.S.— British W. Indies.... Sail..	1	158								
Porto Rico..... " ..	2	392								
United States..... " ..	10	1,026	4	44						
Total.	13	1,576	4	44						
Moncton, N.B.— Great Britain.... Sail..	1	2,192								
United States. " ..	4	389	5	1,222						
Total.....	5	2,581	5	1,222						
Montague, P.E.I.— Newfoundland. Sail..	3	184								
Montreal, Que.— Great Britain..... Steam	326	1,498,654								
Newfoundland..... " ..	33	39,326			1	1,456				
Germany..... " ..									11,577	
Holland..... " ..	1	2,760								
United States..... Steam	4	2,794	9	9,752	1	699				
United States..... Sail..			8	7,234						
British S. Africa ... Steam	7	22,519								
Australia..... " ..	7	25,017								
Mexico..... " ..	5	10,160								
Total.....	383	1,601,230	17	16,986	2	2,155			2	11,577
Murray Harbour, P.E.I.— Sea Fisheries..... Sail..	20	486								
Nanaimo, B.C.— Peru Steam										
United States..... " ..	145	118,228	122	53,043	21	58,662				
United States.. Sail..	6	677	95	31,535						
British Oceania..... Steam	7	19,197			5	11,638				
China..... " ..	2	4,708								
Portuguese Africa... " ..	1	2,967								

3 GEORGE V., A. 1913

No. 15.—STATEMENT of the Number and Tonnage of Sailing

PORTS AND OUTPORTS AND COUNTRIES FOR WHICH DEPARTED.	NATIONALITY									
	British.		United States.		Norwegian.		Austrian.		Belgian.	
	Vessels.	Tons Register.	Vessels.	Tons Register.	Vessels.	Tons Register.	Vessels.	Tons Register.	Vessels.	Tons Register.
Nanaimo, B.C.— <i>Con.</i>										
Japan.....	1	2,842	1	1,058
Sea Fisheries..... "	53	5,865	38	4,550
Total	215	154,484	255	89,128	27	71,358
Newcastle, N.B.—										
Great Britain..... Steam	2	2,226
Great Britain..... Sail...	1	1,493
France..... Steam	6	12,260
France..... Sail...
United States..... Steam
United States..... Sail...	10	2,909	2	903
Total.....	10	2,009	2	903	9	15,979
New Westminster, B.C.—										
United States..... Steam	14	864	3	315
United States..... Sail...	1	227
Br. S. Africa..... "
Australia..... Steam	2	5,671
Australia..... Sail...	1	2,269
Mexico..... Steam	3	6,129
Sea Fisheries..... "	19	2,633
Total	40	17,793	3	315
North East Harbour, N.S.—										
United States..... Sail...	1	132	2	22
Sea Fisheries..... "	6	89	14	887
Total	7	221	16	909
North Head, N.B.—										
United States..... Steam	151	26,679
United States..... Sail...	13	308	8	104
Total	164	26,987	8	104
North Sydney, N.S.—										
Great Britain..... Steam	12	23,653	3	4,002
Newfoundland..... "	266	86,240	40	47,983
Newfoundland..... Sail...	52	20,188	5	454	4	467
Cuba..... Steam	1	2,074
Saint Pierre..... "
Saint Pierre..... Sail...	3	153
United States..... Steam	4	7,176	3	3,123
United States..... Sail...	1	99	3	210
B. Africa..... Steam	5	13,192
Mexico..... "	5	10,055
Sea Fisheries..... "
Sea Fisheries..... Sail...	99	6,599	130	11,781
Total	448	169,429	138	12,445	50	55,575

SESSIONAL PAPER No. 11

and Steam Vessels entered Outwards for Sea, &c.—Continued.

OF VESSELS.

Danish.		French.		German.		Italian.		Russian.		Other Nationalities.			Total.	
Vessels.	Tons Register.	Vessels.	Tons Register.	Vessels.	Tons Register.	Vessels.	Tons Register.	Vessels.	Tons Register.	Names.	Vessels.	Tons Register.	Vessels.	Tons Register.
													2	3,900
													91	10,415
				5	15,405						1	2,866	503	333,241
3	4,047									Swedish....	2	2,844	5	6,891
1	352							2	454				5	3,032
								1	1,282				1	1,493
													1	1,282
													6	12,260
													12	2,912
4	4,399							3	1,736		2	2,844	30	27,870
													17	1,179
													1	227
				1	1,266								1	1,266
													2	5,671
													1	2,269
													3	6,129
													19	2,633
				1	1,266								44	19,374
													3	154
													20	976
													23	1,130
													151	26,679
													21	412
													172	27,091
													15	27,655
													306	134,223
													61	21,109
													1	2,074
		23	9,200										23	9,200
		1	54										4	207
													7	10,299
													4	309
													5	13,192
													5	10,055
		41	5,736										41	5,736
		21	1,466										250	19,846
		86	16,456										722	253,905

3 GEORGE V., A. 1913

No. 15.—STATEMENT of the Number and Tonnage of Sailing

PORTS AND OUTPORTS AND COUNTRIES FOR WHICH DEPARTED.	NATIONALITY									
	British.		United States.		Norwegian.		Austrian.		Belgian.	
	Vessels.	Tons Register.	Vessels.	Tons Register.	Vessels.	Tons Register.	Vessels.	Tons Register.	Vessels.	Tons Register.
Parrsboro, N.S.—										
Great Britain.....Steam	7	13,536	1	2,028
United States....."	39	26,322	26	7,941
United States.....Sail...	105	23,132	9	2,045
Total	151	62,990	35	9,986	1	2,028
Paspebiac, Que.—										
Great Britain.....Steam	2	4,134	2	1,466
Great Britain.....Sail...	1	1,033
B. W. Indies....."	2	288
Cuba.....Steam	1	661
Cuba.....Sail...	1	544
Portugal....."	1	98
Saint Pierre....."	1	98
United States.....Steam	2	1,708
United States.....Sail...	7	1,393	2	1,233
Total.....	13	6,011	3	1,777	6	4,868
Percé, Que.—										
Great Britain.....Steam
Cuba.....Sail...	1	893
United States.....Steam	7	9,630	5	3,892
Argentina....."	1	2,263
Total.....	8	11,893	1	893	5	3,892
Pictou, N.S.—										
Great Britain.....Steam	2	2,928	2	3,385
Newfoundland.....Sail...	1	99
Total.....	3	3,027	2	3,385
Port Clyde, N.S.—										
British W. Indies....Sail...	1	122
United States....."	8	1,089	2	885
Sea Fisheries....."	2	43
Total.....	11	1,254	2	885
Port Hastings, N.S.—										
United States.....Steam	4	5,416	8	7,228
Port Hawkesbury, N.S.—										
British W. Indies....Sail...	7	1,031
Newfoundland....."	1	102	1	50
Cuba....."	1	186	1	470
Saint Pierre....."
United States.....Steam	31	32,917	1	418
United States.....Sail...	7	1,747	7	1,303
Sea Fisheries....."	49	4,489	26	2,183
Total.....	96	40,472	36	4,424
Port Hood, N.S.—										
Sea Fisheries.....Sail...	2	146

SESSIONAL PAPER No. 11

and Steam Vessels entered Outwards for Sea, &c.—Continued.

OF VESSELS.

Danish.		French.		German.		Italian.		Russian.		Other Nationalities.			Total.	
Vessels.	Tons Register.	Vessels.	Tons Register.	Vessels.	Tons Register.	Vessels.	Tons Register.	Vessels.	Tons Register.	Names.	Vessels.	Tons Register.	Vessels.	Tons Register.
				2	2,992					Spanish	1	1,982	11	20,536
													65	34,263
													114	25,177
				2	2,992						1	1,982	190	79,978
										Dutch.....	2	2,309	6	7,909
													1	1,033
													2	288
													1	661
													1	544
													1	98
													1	98
													2	1,708
													9	2,626
											2	2,309	24	14,965
				1	1,872								1	1,872
													1	893
													12	13,522
													1	2,263
				1	1,872								15	18,550
										Spanish	1	2,345	5	8,658
													1	99
											1	2,345	6	8,757
													1	122
													10	1,974
													2	43
													13	2,139
													12	12,644
													7	1,031
													2	152
													2	656
		1	88										1	88
													32	33,335
													14	3,050
													75	6,672
		1	88										133	44,984
													2	146

SESSIONAL PAPER No. 11

and Steam Vessels entered Outwards for Sea, &c.—Continued.

OF VESSELS.

Danish.		French.		German.		Italian.		Russian.		Other Nationalities.			Total.	
Vessels.	Tons Register.	Vessels.	Tons Register.	Vessels.	Tons Register.	Vessels.	Tons Register.	Vessels.	Tons Register.	Names.	Vessels.	Tons Register.	Vessels.	Tons Register.
													28	459
													9	1,773
													1	161
													3	59
													1	82
													9	769
													23	2,844
													66	43,598
													1	11
													3	399
													79	44,008
													1	16
													18	1,326
													19	1,342
													8	3,286
													254	255,527
													13	13,075
													16	1,328
													283	269,930
				1	1,354								4	7,210
1	1,685									Dutch.....	1	116	134	671,488
													4	4,394
													9	781
								1	996				1	996
													4	18,481
													1	1,560
													6	6,965
1	1,685							1	996		1	116	159	704,665
2	445							1	336				3	781
													1	99
2	445							1	336				4	880

3 GEORGE V., A. 1913

No. 15.—STATEMENT of the Number and Tonnage of Sailing

PORTS AND OUTPORTS AND COUNTRIES FOR WHICH DEPARTED.	NATIONALITY									
	British.		United States.		Norwegian.		Austrian.		Belgian.	
	Vessels.	Tons Register.	Vessels.	Tons Register.	Vessels.	Tons Register.	Vessels.	Tons Register.	Vessels.	Tons Register.
Rimouski, Que.—										
Great Britain.....Steam	9	15,985			1	700				
Great Britain.....Sail..					1	664				
Brazil....."										
Portugal.....Steam										
Portugal.....Sail..										
United States.....Steam	2	1,430	1	1,004						
Argentina....."	1	1,945								
Total	12	19,360	1	1,004	2	1,364				
River Hebert, N.S.—										
United States... ..Sail..	22	4,210	11	3,363						
Rivière du Loup, Que.—										
Great Britain.....Steam	1	1,839								
Argentina....."	1	3,046			1	1,100				
Uruguay....."					2	2,532				
Australia....."					1	1,066				
Total	2	4,885			4	4,698				
St. Andrews, N.B.—										
United States... ..Steam	83	13,624	294	25,801						
United States.....Sail..	57	1,885	340	5,095						
Total	140	15,509	634	30,896						
Saint George, N.B.—										
United States.....Steam	2	135	24	934						
United States.....Sail..	19	778	35	3,239						
Sea Fisheries....."	1	10	1	83						
Total	22	923	60	4,256						
St. John, N.B.—										
Great Britain.....Steam	59	198,461			3	5,325				
Great Britain.....Sail..					1	1,853				
British West Indies..Steam	3	6,355								
British West Indies..Sail..	8	1,461								
Cuba.....Steam	9	15,849			1	878				
France.....Steam	1	4,846								
Germany.....Steam										
Holland.....Steam									1	6,088
Uruguay.....Sail..					1	1,355				
Spain.....Steam					1	789				
United States.....Steam	26	69,793	182	403,169	2	1,484				
United States.....Sail..	180	27,480	597	41,846						
Canary Islands.....Sail..	2	567								
British South Africa..Steam	5	12,603								
Australia.....Steam	5	17,743								
Argentina.....Sail..			1	1,457	1	1,504				
Sea Fisheries.....Sail..	81	1,449	2	150						
Total.....	379	356,607	782	446,622	10	13,188			1	6,088

SESSIONAL PAPER No. 11

and Steam Vessels entered Outwards for Sea, &c.—Continued.

OF VESSELS.

Danish.		French.		German.		Italian.		Russian.		Other Nationalities.			Total.	
Vessels.	Tons Register.	Vessels.	Tons Register.	Vessels.	Tons Register.	Vessels.	Tons Register.	Vessels.	Tons Register.	Names.	Vessels.	Tons Register.	Vessels.	Tons Register.
													10	16,685
								1	996				1	654
				1	1,593								1	996
				2	2,677								1	1,593
													2	2,077
													3	2,434
													1	1,945
				3	3,670			1	996				19	26,394
													33	7,573
													1	1,839
													2	4,146
													2	2,532
													1	1,066
													6	9,583
													377	39,425
													397	6,980
													774	46,405
													26	1,069
													54	4,017
													2	93
													82	5,179
				3	3,949			2	690	Spanish	2	3,895	67	211,630
1	245												4	2,788
													3	6,355
													8	1,461
													10	16,727
													1	4,846
				2	6,368								2	6,368
													1	6,088
													1	1,355
													1	789
				1	1,035								211	475,181
													777	69,326
													2	567
													5	12,603
													5	17,743
													2	2,961
													83	1,599
1	245			6	11,352			2	690		2	3,895	1,183	838,687

3 GEORGE V., A. 1913

No. 15.—STATEMENT of the Number and Tonnage of Sailing

PORTS AND OUTPORTS AND COUNTRIES FOR WHICH DEPARTED.	NATIONALITY									
	British.		United States.		Norwegian.		Austrian.		Belgian.	
	Vessels.	Tons Register.	Vessels.	Tons Register.	Vessels.	Tons Register.	Vessels.	Tons Register.	Vessels.	Tons Register.
St. Martin's, N.B.—										
United States.....Steam			32	2,528						
United States.....Sail..	25	12,964	27	10,638						
Total.	25	12,964	59	13,166						
St. Peter's, N.S.—										
United States.....Steam			1	86						
Sea Fisheries.....Steam	1	19								
Sea Fisheries.....Sail..	9	529								
Total.	10	548	1	86						
St. Stephen, N.B.—										
United States.....Steam	185	20,032	98	2,128						
United States.....Sail..	1	249	20	2,900						
Total.	186	20,281	118	5,028						
Sackville, N.B.—										
United States.....Sail..	16	2,189	6	1,396						
Salmon River, N.S.—										
United States.....Sail..	1	71	3	53						
Sea Fisheries.....Sail..	7	114								
Total.	8	185	3	53						
Sand Point, N.S.—										
Newfoundland.....Sail..			4	332						
United States.....Steam			3	2,638						
United States.....Sail..	7	985	13	1,047						
Sea Fisheries.....Sail..	10	375	184	13,550						
Total.	17	1,360	204	17,567						
Sandy Cove, N.S.—										
Sea Fisheries.....Sail..			4	88						
Shediac, N. B.—										
Great Britain.....Steam					2	1,519				
Sheet Harbour, N.S.—										
British W. Indies.....Sail..	2	397								
United States.....Sail..	3	494								
Sea Fisheries.....Sail..	1	104								
Total.	6	995								
Shelburne, N. S.—										
British W. Indies....Sail..	4	942								
Newfoundland....."	4	406								
United States....."	4	469	12	974						
Sea Fisheries....."	19	583	52	4,252						
Total.	31	2,400	64	5,226						
Sherbrooke, N.S.—										
United States.....Sail..	4	583								

SESSIONAL PAPER No. 11

and Steam Vessels entered Outwards, for Sea, &c.—Continued.

OF VESSELS.

[illegible]

3 GEORGE V., A. 1913

No. 15.—STATEMENT of the Number and Tonnage of Sailing

PORTS AND OUTPORTS AND COUNTRIES FOR WHICH DEPARTED.	NATIONALITY									
	British.		United States.		Norwegian.		Austrian.		Belgian.	
	Vessels.	Tons Register.	Vessels.	Tons Register.	Vessels.	Tons Register.	Vessels.	Tons Register.	Vessels.	Tons Register.
Shippegan, N.B.—										
NorwaySail..					1	381				
Russia..... "										
Total.....					1	381				
Sidney, B.C.—										
United States.....Steam	29	553	4	109						
United States.....Sail..			2	126						
Total.....	29	553	6	235						
Souris, P.E.I.—										
Newfoundland.....Sail..	3	196								
Saint Pierre..... "	12	1,419								
Sea Fisheries..... "	23	1,220	5	389						
Total ..	38	2,835	5	389						
Steveston, B.C.—										
United States.....Steam	23	1,123								
United States.....Sail..	10	302	2	60						
Total.....	33	1,425	2	60						
Stewart, B.C.—										
United States.....Steam	1	219	1	9						
Stickeen, B.C.—										
United States.....Steam	4	1,516	17	125						
United StatesSail..			5	13						
Total	4	1,516	22	138						
Summerside, P.E.I.—										
Newfoundland.....Steam	19	16,450								
Sydney, N.S.—										
Great BritainSteam	8	13,684			2	1,376				
Newfoundland... ..Steam	75	51,496			67	209,760				
Newfoundland. . .Sail..	226	14,739								
Belgium.....Steam					1	1,456				
FranceSteam					1	1,329				
RussiaSteam	1	2,065								
Saint Pierre.....Steam										
Saint Pierre.....Sail..	20	1,501								
Spain.....Steam	1	1,560								
United States.....Steam	3	2,530			7	15,388				
Australia.....Steam	1	3,660								
ArgentinaSteam	1	3,046								
Sea Fisheries.....Steam										
Sea Fisheries.....Sail..	4	146	4	344						
Total	340	104,427	4	344	78	229,309				

SESSIONAL PAPER No. 11

and Steam Vessels entered Outwards for Sea, &c.—Continued.

OF VESSELS.

Danish.		French.		German.		Italian.		Russian.		Other Nationalities.			Total.	
Vessels.	Tons Register.	Vessels.	Tons Register.	Vessels.	Tons Register.	Vessels.	Tons Register.	Vessels.	Tons Register.	Names.	Vessels.	Tons Register.	Vessels.	Tons Register.
..	1	321	1	331
..	1	321
..	1	321	2	702
..	33	662
..	2	126
..	35	788
..	3	196
..	12	1,419
..	28	1,609
..	43	3,224
..	23	1,123
..	12	362
..	35	1,485
..	2	228
..	21	1,641
..	5	13
..	26	1,654
..	19	16,450
2	3,341	1	949	Dutch.	1	1,872	14	21,222
..	..	1	154	143	271,410
..	226	14,739
..	1	1,456
..	1	1,329
..	1	2,065
..	..	12	4,504	12	4,504
..	..	3	339	23	1,840
..	1	1,560
..	10	17,918
..	1	3,660
..	1	3,046
..	..	25	2,595	25	2,595
..	8	490
2	3,341	41	7,592	1	949	1	1,872	467	347,834

3 GEORGE V., A. 1913

No. 15.—STATEMENT of the Number and Tonnage of Sailing

PORTS AND OUTPORTS AND COUNTRIES FOR WHICH DEPARTED.	NATIONALITY									
	British.		United States.		Norwegian.		Austrian.		Belgian.	
	Vessels.	Tons Register.	Vessels.	Tons Register.	Vessels.	Tons Register.	Vessels.	Tons Register.	Vessels.	Tons Register.
Three Rivers, Que.—										
Great Britain.....Steam	27	67,553								
Cuba.....Steam	2	3,938								
United States.....Steam					1	2,177				
Total	29	71,491			1	2,177				
Truro, N.S.—										
United States.....Sail..	9	1,335								
Tusket, N.S.—										
United States.....Sail..	5	682	1	333						
Sea Fisheries.....Sail..			6	557						
Total	5	682	7	870						
Union Bay, B.C.—										
Portuguese Africa....Steam	1	3,668								
Spanish Africa.....Steam	1	2,838								
United States.....Steam	36	85,902	13	7,266	15	39,827				
United States.....Sail..	1	147	5	4,961						
Australia.....Steam	1	3,789								
Japan.....Steam	4	11,576			6	14,480				
Mexico.....Steam	3	7,651								
Peru.....Steam										
Total	47	115,571	18	12,227	21	54,307				
Vancouver.—										
Great Britain.....Steam	22	106,193								
Great Britain.....Sail..	2	3,976								
Australia.....Steam	20	73,926								
Australia.....Sail..			1	1,289						
China.....Steam	16	52,259								
New Zealand.....Steam	1	3,207								
Japan.....Steam	7	23,570								
Phillipine Islands....Steam	2	8,076								
Germany.....Steam										
Mexico.....Steam	11	24,338								
Chili.....Sail..										
Fiji Islands.....Sail..			2	1,077						
Portuguese Africa....Sail..	1	1,482								
United States.....Steam	1063	1,142,389	878	395,071	4	10,674				
Sea Fisheries.....Steam			51	5,859						
Total	1145	1,439,410	932	403,296	4	10,674				
Victoria, B.C.—										
Great Britain.....Steam	13	70,709								
Australia....."	13	54,341								
Australia.....Sail..	1	2,139	1	1,279						
British South Africa.Steam	2	3,767								
China....."	18	68,065								
Japan....."										
Mexico....."	8	19,048								
United States....."	683	799,518	448	311,343	1	2,413				
United States.....Sail.	19	3,750	45	7,614						

SESSIONAL PAPER No. 11

and Steam Vessels entered Outwards for Sea, &c.—Continued.

OF VESSELS.

Danish.		French.		German.		Italian.		Russian.		Other Nationalities.			Total.	
Vessels.	Tons Register.	Vessels.	Tons Register.	Vessels.	Tons Register.	Vessels.	Tons Register.	Vessels.	Tons Register.	Names.	Vessels.	Tons Register.	Vessels.	Tons Register.
													27	67,553
2	2,676												2	3,938
													3	4,853
2	2,676												32	76,344
													9	1,335
													6	1,015
													6	537
													12	1,552
													1	3,668
				1	2,990								1	2,838
													65	135,985
													6	5,108
													1	3,789
													16	26,056
				1	3,015								3	7,651
													1	3,015
				2	6,005								88	188,110
								1	2,291				23	108,484
													2	3,976
													20	73,920
													1	1,289
													16	52,259
													1	3,207
										Japanese.	1	2,866	8	26,436
				1	3,068								2	3,076
													1	3,068
										Chilian.	1	2,087	11	24,333
													1	2,087
													2	1,077
													1	1,482
		3	5,758	1	2,668					Japanese.	1	2,145	1,950	1,558,705
													51	5,859
		3	5,758	2	5,736			1	2,291		3	7,098	2,090	1,874,263
													13	70,709
													13	54,341
													2	3,418
													2	3,767
													18	68,065
										Japanese....	52	198,569	52	198,569
													8	19,048
				1	3,081					Japanese....	52	198,466	1,186	1,316,759
		1	1,904							Uruguayan.	1	1,938	65	13,268

3 GEORGE V., A. 1913

No. 15.—STATEMENT of the Number and Tonnage of Sailing

PORTS AND OUTPORTS AND COUNTRIES FOR WHICH DEPARTED.	NATIONALITY									
	British.		United States.		Norwegian.		Austrian.		Belgian.	
	Vessels.	Tons Register.	Vessels.	Tons Register.	Vessels.	Tons Register.	Vessels.	Tons Register.	Vessels.	Tons Register.
Victoria, B.C.— <i>Con.</i>										
Sea Fisheries.....Steam	9	226	2	24	1	37				
Sea Fisheries.....Sail..	1	67								
Total.....	767	1,021,630	496	320,260	2	2,450				
Westport, N.S.—										
United States.....Sail...	1	31	17	253						
Sea Fisheries....."			1	83						
Total.....	1	31	18	336						
Weymouth, N.S.—										
British W. Indies....Sail..	3	788								
Cuba....."	1	361	3	1,324						
Danish W. I....."	1	122								
Porto Rico....."	3	553								
United States....."	6	701	3	733						
Argentina.....Steam			2	2,050	2	2,036				
Total ..	14	2,525	8	4,107	2	2,036				
White Rock, B.C.—										
United States.....Steam	8	80	115	1,199						
Windsor, N.S.—										
United States.....Steam	10	1,544			28	20,608				
United States.....Sail..	121	95,997	54	44,515						
Total.....	131	97,541	54	44,515	28	20,608				
Wolfville, N.S.—										
Cuba	1	349								
Yarmouth, N.S.—										
Newfoundland.....Sail..	1	70	1	77						
Cuba	1	246								
United States.....Steam	174	123,637								
United States.....Sail..	25	2,628	11	827						
Argentina....."					11	14,557				
Uruguay					1	1,295				
Sea Fisheries.....Steam	4	49								
Sea Fisheries.....Sail .	135	3,872	211	12,355						
Total.....	340	130,502	223	13,259	12	15,852				

SESSIONAL PAPER No. 11

and Steam Vessels entered Outwards *for Sea, &c.*—Continued.

OF VESSELS.

Danish.		French.		German.		Italian.		Russian.		Other Nationalities.			Total.	
Vessels.	Tons Register.	Vessels.	Tons Register.	Vessels.	Tons Register.	Vessels.	Tons Register.	Vessels.	Tons Register.	Names.	Vessels.	Tons Register.	Vessels.	Tons Register.
..	Japanese....	5	451	17	738
..	1	67
1	1,904	1	3,081	110	399,424	1 377	1,748,749
..	18	284
..	1	83
..	19	367
1	254	3	788
..	5	1,939
..	1	122
..	3	553
..	9	1,434
..	4	4,086
1	254	25	8,922
..	123	1,279
..	38	22,152
..	175	140,512
..	213	162,664
..	1	349
..	2	147
..	1	346	2	592
..	174	123,637
..	2	1,970	36	3,455
..	2	2,247	1	1,495	14	18,022
..	3	3,542
..	4	49
..	346	16,227
..	4	4,217	2	1,841	581	165,671

3 GEORGE V., A. 1913

No. 16.—SUMMARY STATEMENT of the Nationality of Sea-going Vessels entered Out-

Number.	COUNTRIES TO WHICH DEPARTED.	NATIONALITY OF									
		British.		United States.		Norwegian.		Austrian.		Belgian.	
		Vessels.	Tons Register.	Vessels.	Tons Register.	Vessels.	Tons Register.	Vessels.	Tons Register.	Vessels.	Tons Register.
1	United Kingdom.....	822	3,346,538	60	66,039	1	1,143
2	Australia.....	52	190,597	3	3,857	2	2,411
3	British Africa.....	20	54,876
4	British Guiana.....	2	270
5	British West Indies.....	117	76,878	1	1,010	26	19,087
6	British Oceania, other.....	7	19,197	5	11,638
7	Fiji Islands.....	2	1,077
8	Newfoundland.....	983	396,408	45	3,966	116	266,512
9	New Zealand.....	1	3,207
10	Argentina.....	15	24,284	7	8,211	32	41,724
11	Azores and Maderia.....	2	2,918
12	Belgium.....	1	1,456	1	2,344
13	Brazil.....	12	3,419
14	Canary Islands.....	2	567
15	Chili.....
16	China.....	36	125,032
17	Cuba.....	53	41,062	14	6,560	3	2,480
18	Danish West Indies.....	1	122
19	Denmark.....	2	4,073
20	France.....	5	23,327	2	2,822
21	Germany.....	1	1,609	7	5,738	2	11,577
22	Holland.....	1	2,760	1	6,088
23	Italy.....
24	Japan.....	12	37,988	7	15,538
25	Mexico.....	45	97,596
26	Norway.....	5	3,186
27	Peru.....
28	Philippines.....	2	8,076
29	Port Rico.....	29	3,964
30	Portugal.....	2	497
31	Portuguese Africa.....	3	8,117
32	Russia.....	1	2,065
33	San Domingo.....	2	1,390
34	St. Pierre.....	58	4,945
35	Sea Fisheries.....	1,693	96,259	1,731	132,330	2	74
36	Spain.....	2	3,120	1	219	2	1,577
37	Spanish possessions in Africa.....	1	2,838
38	United States.....	4,889	3,906,457	4,536	1,632,200	229	321,243	2	7,068	4	6,459
39	Uruguay.....	4	5,182
40	Sea.....	27	29,250	1	742	1	738
		8,898	8,518,316	6,341	1,790,172	506	768,835	2	7,068	9	27,611

SESSIONAL PAPER No. 11

wards, for sea, for each Country, during the Fiscal Year ended March 31, 1912.

VESSELS (FLAG).

Danish.		French.		German.		Italian.		Russian.		Other Nationalities.			Total.		Number.			
Vessels.	Tons Register.	Vessels.	Tons Register.	Vessels.	Tons Register.	Vessels.	Tons Register.	Vessels.	Tons Register.	Name of Flag.	Vessels.	Tons Register.	Vessels.	Tons Register.				
33	40,467	2	360	11	15,890	2	1,747	9	4,499	{ Dutch... Spanish... Swedish... }	4 4 3	4,297 8,222 4,266	951	3,493,468	1			
				1	1,266			1	1,452							58	198,317	2
																21	56,142	3
													2	270	4			
													144	96,975	5			
													12	30,835	6			
		1	154										2	1,077	7			
													1,145	667,040	8			
2	2,502					5	5,046	2	2,763	Dutch....	1	1,676	1	3,207	9			
													64	86,206	10			
													2	2,918	11			
						1	817	2	1,992				2	3,800	12			
													15	6,228	13			
													2	567	14			
										Chilian....	1	2,087	1	2,087	15			
1	254							2	692				36	125,032	16			
													73	51,048	17			
													1	122	18			
													2	4,073	19			
1	1,547							1	1,282				9	28,978	20			
				20	64,228								30	83,152	21			
										Dutch....	1	2,631	3	11,479	22			
						1	1,501						1	1,501	23			
										Japanese..	53	201,435	72	254,961	24			
													45	97,596	25			
													5	3,186	26			
				2	6,706								2	6,706	27			
													2	8,076	28			
													29	3,964	29			
				3	3,670								5	4,167	30			
													3	8,117	31			
								3	1,305				4	3,370	32			
													2	1,390	33			
		62	22,092										120	27,037	34			
		137	12,750							Japanese..	5	451	3,568	241,864	35			
				1	1,593	1	1,468			Spanish...	1	237	8	8,214	36			
													1	2,338	37			
										{ Swedish... Japanese... Urugua'n }	1 54 1	1,218 203,477 1,938	9,746	6,157,247	38			
4	6,347	5	11,924	17	48,531			4	10,385									
						2	2,247						6	7,429	39			
													29	30,730	40			
41	51,117	207	47,280	55	141,884	12	12,826	24	24,370	129	431,935	16,224	11,821,414				

No. 17.—STATEMENT showing the Description, Number and Tonnage of Canadian and United States Vessels trading on the Rivers and Lakes between Canada and the United States (exclusive of Ferriage) which arrived at each Port and Outport during the Fiscal Year, ended March 31, 1912.

VESSELS ARRIVED.

Number.	PORTS AND OUTPORTS.	CANADIAN.						UNITED STATES.					
		Steam.			Sail.			Steam.			Sail.		
		Number of Vessels.	Tons Register.	Number of Crew.	Number of Vessels.	Tons Register.	Number of Crew.	Number of Vessels.	Tons Register.	Number of Crew.	Number of Vessels.	Tons Register.	Number of Crew.
1	Amherstburg, Ont.	92	3,844	442	27	1,336	90	689	148,198	7,146	70	19,826	373
2	Aultsville, Ont.	1	227	8				8	1,435	81			
3	Bath, Ont.	84	20,682	1,564	5	652	22						
4	Belleville, Ont.	48	24,406	1,376	54	10,547	298						
5	Blind River, Ont.	10	3,641	180	5	1,619	32	47	16,444	574	81	37,650	556
6	Bowmanville, Ont.	1	373	21	12	1,939	55						
7	Bridgeburg, Ont.							204	6,150	804	290	108,750	290
8	Brighton, Ont.	90	50,445	3,287	1	294	6						
9	Brockville, Ont.	236	225,248	12,036	10	2,968	50	606	108,839	4,836	35	11,349	209
10	Bruce Mines, Ont.	6	3,196	164				24	994	122	1	2	1
11	Byng Inlet, Ont.	72	114,975	1,277				6	6,084	90	15	8,431	105
12	Cardinal, Ont.	41	6,902	337				226	17,124	1,273			
13	Chatham, Ont.	103	28,494	1,162	5	817	32	13	524	68	17	4,895	42
14	Chicoutimi, Que.				1	779	7	3	2,083	49	1	784	5
15	Chippawa, Ont.							61	1,690	210	13	3,630	61
16	Cobourg, Ont.	353	1,035,243	16,180	10	2,238	60						
17	Cockburn Island, Ont.	24	3,460	244	8	2,491	43	27	659	75			
18	Collingwood, Ont.	36	25,410	1,276				22	28,709	362			
19	Cornwall, Ont.							36	3,122	224			
20	Courtright, Ont.	1	991	20				10	6,540	350			
21	Cutler, Ont.	11	2,034	118	1	312	7	84	32,035	1,048	66	32,741	448
22	Dawson (including Forty Mile), Y.T.	10	1,484	126	4	120	4	42	18,991	1,773	26	12,394	26
23	Depot Harbour, Ont.	22	32,352	402				77	180,766	1,769	1	573	7

SESSIONAL PAPER No. 11

24	Deseronto, Ont.	119	61,547	3,826	27	8,798	177	1	774	17	13	6,593	92
25	English Bay, Que.	134	298,649	2,751	1	885	10	20	5,607	132	13	63	25
26	Fort Francis, Ont.	328	93,637	3,809	38	7,381	190	200	1,440,640	10,150	9	63	6
27	Fort William, Ont.	3	428	19	1	113	1	49	37,785	2,524	3	996	6
28	Gananoque, Ont.	3	3,685	472	1	834	1	3	834	32	3	1,034	15
29	Georgetown, Que.	35	9,018	580	270	114	1	9	3,316	1,967	3	1,034	15
30	Goderich, Ont.	19	15,625	57	22	101	1	22	20,624	380	101	1,034	15
31	Gore Bay, Ont.	5	954	4	2	35	1	2	3,470	35	35	1,034	15
32	Hamilton, Ont.	1	1,172	54	18	7,314	1	18	7,314	817	1	462	6
33	Iroquois, Ont.	602	522,060	27,108	224	123,650	1,119	180	22,063	1,215	55	7,193	223
34	Kenora, Ont.	49	19,980	1,375	4	32	1	4	232	32	3	132	6
35	Key Harbour, Ont.	8	192	43	152	41,764	1,208	152	41,764	1,208	44	4,571	85
36	Kincardine, Ont.	36	15,323	897	1	920	20	82	33,630	1,669	33	17,495	222
37	Kingston, Ont.	2	2,802	36	28	30,791	464	28	30,791	464	3	927	18
38	Kingsville, Ont.	59	25,589	1,169	8	3,667	101	8	3,667	101	2	1,742	15
39	Leamington, Ont.	55	76,619	964	9	2,794	63	99	129,262	2,003	2	1,862	13
40	Lévis, Que.	233	216,869	4,682	108	71,951	707	250	275,973	4,414	213	66,937	757
41	Little Current, Ont.	2	174	20	601	36,076	2,366	601	36,076	2,366	2	632	12
42	Meaford, Ont.	16	1,180	103	24	3,620	116	24	3,620	116	2	632	12
43	Michipicoten, Ont.	734	521,373	25,570	24	3,620	116	24	3,620	116	2	632	12
44	Midland, Ont.	1	157	10	6	657	54	1	157	10	6	657	54
45	Montreal, Que.	33	35,795	910	1	237	4	49	50,595	934	100	286	6
46	Morrisburg, Ont.	11	3,157	148	2	959	14	14	6,711	196	17	14,107	200
47	Napanee, Ont.	2	500	23	2	617	13	3	2,393	48	6	3,273	37
48	Niagara, Ont.	2	51,397	2,676	20	5,717	120	4	388	8	4	388	8
49	Nicolet, Que.	111	189,251	3,272	38	8,586	80	118	54,838	1,017	24	13,952	116
50	Ottawa, Ont.	105	1,099,874	17,178	2	612	12	421	1,092,729	9,495	23	7,323	98
51	Owen Sound Ont.	452	1,208	108	2	612	12	314	6,681	141	482	49,686	1,069
52	Parry Sound (including French River) Ont.	12	30,447	897	2	612	12	62	33,866	748	18	10,837	64
53	Penetanguishene, Ont.	50	1,420	30	6	599	42	74	33,866	748	18	10,837	64
54	Philipsburg, Que.	2	1,420	30	6	599	42	6	599	42	58	58	58
55	Pieton, Ont.	10	185	55	11	652	12	11	208	58	58	58	58
56	Point Edward, Ont.	92	47,233	3,409	2	652	12	397	448,088	12,252	23	7,323	98
57	Port Arthur, Ont.	81	32,771	2,385	6	2,135	34	314	341,292	1,470	482	49,686	1,069
58	Port Burwell, Ont.	33	14,030	1,012	18	12,836	112	62	43,919	862	482	49,686	1,069
59	Port Colborne, Ont.	6	1,650	53	18	12,836	112	62	43,919	862	482	49,686	1,069
60	Port Dalhousie, Ont.	19	12,708	674	18	12,836	112	62	43,919	862	482	49,686	1,069
61	Port Dover, Ont.	75	3,334	381	16	100	32	16	100	32	5	10	10
62	Port Hope, Ont.	86	31,605	2,183	21	804	89	21	804	89	5	10	10
63	Port Stanley, Ont.	19	6,198	395	150	134,340	2,728	150	134,340	2,728	5	10	10
64	Prescott, Ont.	8	324	48	991	407,193	34,613	991	407,193	34,613	64	56,497	385
65	Quebec, Que.	655	479,322	13,671	420	399,597	4,243	420	399,597	4,243	467	51,649	732
66	Queenston, Ont.	298	196,888	6,188	72	30,740	330	298	196,888	6,188	64	56,497	385
67	Rainy River, Ont.	655	479,322	13,671	420	399,597	4,243	420	399,597	4,243	467	51,649	732
68	Rockport, Ont.	8	324	48	991	407,193	34,613	991	407,193	34,613	64	56,497	385
69	Rondeau, Ont.	655	479,322	13,671	420	399,597	4,243	420	399,597	4,243	467	51,649	732
70	Rykerts, B.C.	298	196,888	6,188	72	30,740	330	298	196,888	6,188	64	56,497	385
71	Sarnia, Ont.	655	479,322	13,671	420	399,597	4,243	420	399,597	4,243	467	51,649	732
72	Sault Ste. Marie, Ont.	298	196,888	6,188	72	30,740	330	298	196,888	6,188	64	56,497	385
73	Sorel, Que.	655	479,322	13,671	420	399,597	4,243	420	399,597	4,243	467	51,649	732

3 GEORGE V., A. 1913

No. 17.—STATEMENT showing the Description, Number and Tonnage of Canadian and United States Vessels trading on the Rivers and Lakes, &c.—*Concluded.*

VESSELS ARRIVED.

PORTS AND OUTPORTS.	CANADIAN.				UNITED STATES.			
	Steam.		Sail.		Steam.		Sail.	
	Number of Vessels.	Tons Register.	Number of Crew.	Number of Vessels.	Tons Register.	Number of Crew.	Number of Vessels.	Tons Register.
74 Smith's Falls, Ont.	63	5,283	436	18	127
75 St. John's, B.C.	4	1,516	120	105	6,053
76 St. Johns, Que.	51	5,537	109	1,054	108,940
77 Stratford, (Warton) Ont.	212	39,941	2,075	10	6,466	78
78 Thessalon, Ont.	77	17,763	1,290	109	23,791	41	18,342
79 Thorold, Ont.	13	10,948	218	1	500
80 Three Rivers, Que.	19	8,711	231	5	4,367
81 Toronto, Ont.	870	772,632	37,660	62	19,905	330	816	79,925
82 Trenton, Ont.	65	31,744	1,376	5	734	24	12	7,865
83 Welland, Ont.	5	4,453	100
84 West Dock, Ont.	108	7,165	523	45	2,073	183	21	312
85 White Horse, Y.T.	3	633	3	611
86 Windsor, Ont.	248	216,136	4,680	3	174	4	36	11,206
87 Walkerville, Ont.	77	40,434	1,303	4	623	11	22	7,816
88 Wallaceburg.	58	6,367	331	30	1,899	120	10	2,471
Total	7,667	6,872,839	219,901	969	340,531	4,699	4,253	825,450
						156,135		11,179

SESSIONAL PAPER No. 11

No. 17.—SUMMARY STATEMENT of Canadian and United States Vessels trading on Inland Waters, which arrived at Canadian ports during the Fiscal Year ended March 31, 1912.

RECAPITULATION.

	Number of Vessels.	Tons Register.	Number of Crew.
Canadian—Steam	7,667	6,872,839	219,901
" Sail.....	969	340,531	4,699
United States—Steam.....	10,346	6,458,095	156,135
" Sail.....	4,253	825,470	11,179
Total	23,235	14,496,915	391,914

DESCRIPTION OF VESSELS.

Description.	Number of Vessels.	Tons Register.
Steam—Screw.....	14,905	10,793,615
" Paddle.....	3,049	2,514,695
" Stern-wheel.....	59	22,624
Sail—Schooners	1,208	496,942
" Sloops	47	5,041
" Barges.....	3,967	663,998
Total	23,235	14,496,915

No. 18.—STATEMENT showing the Description, Number and Tonnage of Canadian and United States Vessels trading on the Rivers and Lakes between Canada and the United States (exclusive of Ferriage) which Departed from each Port and Outport during the Fiscal Year ended March 31, 1912.

VESSELS DEPARTED.

Number.	PORTS AND OUTPORTS.	CANADIAN.						UNITED STATES.					
		Steam.			Sail.			Steam.			Sail.		
		Number of Vessels.	Tons Register.	Number of Crew.	Number of Vessels.	Tons Register.	Number of Crew.	Number of Vessels.	Tons Register.	Number of Crew.	Number of Vessels.	Tons Register.	Number of Crew.
1	Amherstburg, Ont.	92	3,844	442	27	1,336	90	689	148,198	7,146	70	19,826	373
2	Aultsville, Ont.	1	227	8				8	1,435	81			
3	Bath, Ont.	5	1,351	95	4	557	19						
4	Belleville, Ont.	5	1,968	109	50	9,909	284						
5	Blind River, Ont.	4	1,454	44	3	1,038	19	47	16,444	574	81	37,650	556
6	Bowmanville, Ont.	1	373	21	11	1,818	51						
7	Bridgeburg, Ont.							204	6,150	804	230	108,750	290
8	Brighton, Ont.	90	48,706	3,307	1	294	6						
9	Brockville, Ont.	198	221,246	11,520	9	2,022	49	602	104,717	5,004	34	10,417	201
10	Bruce Mines, Ont.	2	82	8				24	994	122	1	2	1
11	Byng Inlet, Ont.	57	93,251	1,014				6	6,084	90	14	8,560	98
12	Cardinal, Ont.	41	6,902	337				226	17,124	1,273			
13	Chatham, Ont.	105	28,829	1,184	4	752	28	13	508	65	18	5,254	42
14	Chicoutimi, Que.	6	3,600	88	1	462	5						
15	Chippawa, Ont.							59	1,623	212	13	3,630	65
16	Cobourg, Ont.	369	991,867	15,728	11	2,667	70						
17	Cockburn Island, Ont.	16	2,072	108	10	3,189	52	27	659	75			
18	Collingwood, Ont.	37	36,172	1,261				22	28,609	364			
19	Cornwall, Ont.							36	3,122	224			
20	Courtright, Ont.							10	6,540	350			
21	Cutler, Ont.	80	11,650	619	1	312	7	84	32,035	1,048	66	32,741	448
22	Dawson, Y.T.	8	1,300	123	7	218		41	18,562	1,745	21	10,884	21

SESSIONAL PAPER No. 11

23	Depot Harbour, Ont.	19	27,190	344	58	12,155	290	77	181,370	1,770	1	573	7
24	Deseronto, Ont.	22	9,751	299				1	774	17	1	95	4
25	English Bay, Que.							15	11,235	268			
26	Fort Francis, Ont.							20	300	63			
27	Fort William, Ont.	108	247,125	3,120				471	1,411,436	10,018	13	6,593	92
28	Gananoque, Ont.	261	12,789	1,103	36	6,955	179	189	15,581	1,307	9	63	25
29	Georgeville, Que.	3	428	19				1	10	2			
30	Goderich, Ont.	33	44,896	631				49	37,785	2,524	3	996	6
31	Gore Bay, Ont.	6	1,072	48				3	834	32			
32	Hamilton, Ont.	31	36,559	838				9	3,316	114			
33	Iroquois, Ont.	4	885	52				271	20,625	1,474	1	342	6
34	Kenora, Ont.	4	361	30				23	420	123			
35	Key Harbour, Ont.							2	3,470	35			
36	Kincardine, Ont.							18	7,314	817	1	462	6
37	Kingston, Ont.	897	565,447	30,593	283	96,009	1,470	174	23,530	1,078	54	8,269	266
38	Kingsville, Ont.	49	19,980	1,375				4	232	32	3	132	6
39	Leamington, Ont.	8	192	43				152	41,764	1,208			
40	Levis, Que.							17	11,457	123	3	844	16
41	Little Current, Ont.	17	5,717	278	1	334	2	82	33,630	1,669	33	17,495	222
42	Meaford, Ont.	2	2,802	36				28	30,791	464	3	927	18
43	Michipicoten, Ont.	3	236	25				8	3,667	101	2	1,742	15
44	Midland, Ont.	61	88,611	997	11	3,411	77	97	211,073	1,970	2	1,862	10
45	Montreal, Que.	175	175,594	3,555	73	44,897	469	256	279,934	4,432	209	59,490	739
46	Morrisburg, Ont.	2	117	18				621	36,245	2,669	2	632	12
47	Napanee, Ont.	15	1,089	99	17	2,671	85						
48	Niagara, Ont.	612	385,920	19,547									
49	Nicolet, Que.												
50	Ottawa, Ont.	28	3,641	221							3	286	6
51	Owen Sound, Ont.	70	30,738	1,310				50	50,268	951	153	15,266	306
52	Parry Sound, Ont.	4	1,220	49	2	814	12	14	6,711	197	22	16,035	140
53	Penetanguishene, Ont.	2	500	23	2	617	13	1	1,541	23	6	3,083	37
54	Philipsburg, Que.							4	388	8			
55	Pictou, Ont.	90	41,369	2,115	20	5,717	120						
56	Point Edward, Ont.	174	329,881	7,215	39	9,288	87	108	54,523	995	18	12,381	97
57	Port Arthur, Ont.	174	298,704	7,211				418	1,079,985	9,669			
58	Port Burwell, Ont.	12	1,208	108				9	6,681	141			
59	Port Colborne, Ont.	194	223,597	3,429	10	8,283	61	66	32,372	685	19	11,188	63
60	Port Dalhousie, Ont.	56	46,173	962	3	2,216	17	5	667	34			
61	Port Dover, Ont.	10	185	55				11	208	45			
62	Port Hope, Ont.	92	46,446	3,394	2	652	12						
63	Port Stanley, Ont.	77	32,517	1,722				392	597,932	12,139			
64	Prescott, Ont.	40	25,796	853	4	1,497	42	325	345,718	6,201	21	7,076	97
65	Quebec, Que.	5	1,596	56	34	23,036	185	60	47,328	939	502	54,340	1,045
66	Queenston, Ont.	130	145,658	6,304									
67	Rainy River, Ont.	83	2,971	381				16	100	32			
68	River du Loup, Que.							6	4,446	87			
69	Rockport, Ont.	23	3,620	194	18		36	21	804	89	5		10
70	Rondeau, Ont.	5	318	39				150	134,240	2,971			
71	Rykerts, B.C.	8	324	48									
72	St. John's, Que.	2			63	6,230	151	112	7,425	819	1,832	185,622	3,568

No. 18.—STATEMENT showing the Description, Number and Tonnage of Canadian and United States Vessels trading on the Rivers and Lakes, &c.—*Concluded.*

VESELS DEPARTED.

Number.	PORTS AND OUTPORTS.	CANADIAN.						UNITED STATES.					
		Steam.			Sail.			Steam.			Sail.		
		Number of Vessels.	Tons Register.	Number of Crew.	Number of Vessels.	Tons Register.	Number of Crew.	Number of Vessels.	Tons Register.	Number of Crew.	Number of Vessels.	Tons Register.	Number of Crew.
73	Sarnia, Ont.	243	121,695	4,590	67	28,025	216	991	444,738	35,348	63	47,813	367
74	Sault Ste. Marie, Ont.	655	445,192	12,831	1	1,184	7	420	399,597	4,243	27	18,674	185
75	Smith's Falls, Ont.	61	5,069	422							416	46,365	1,005
76	Sorel, Que.							17	125	67	5	13	19
77	Sturgeon, B.C.	4	1,516	119				3	2,247	33			
78	Stratford, (Warton) Ont.	216	42,632	1,992				109	23,791	878	41	18,312	279
79	Thessalon, Ont.	46	6,618	451				1	500	12			
80	Thorold, Ont.	13	10,948	218				5	4,367	100	828	83,167	1,653
81	Three Rivers, Que.	19	8,711	230	5	587	10	298	83,871	6,436	11	7,845	80
82	Toronto, Ont.	874	780,039	37,935	66	20,255	361				25	10,630	73
83	Trenton, Ont.	65	31,744	1,376	5	734	24	154	78,350	4,551	7	1,710	33
84	Walkerville, Ont.	28	19,639	614	7	317	16	496	124,913	10,651			
85	Wallaceburg, Ont.	55	5,665	290	27	1,787	115						
86	Welland, Ont.	4	2,009	51	2	1,816	16						
87	West Dock, Ont.	108	7,165	523	45	2,073	183	856	155,957	6,317	21	312	52
88	Whitby, Ont.				6	909	29						
89	White Horse, Y.T.							3	562	83	2	287	2
90	Windsor, Ont.	173	123,101	2,907	6	1,547	23	842	307,521	7,395	37	11,518	200
	Total	7,295	5,929,860	199,304	1,052	308,590	4,995	10,649	6,757,973	163,626	5,017	890,184	12,862

SESSIONAL PAPER No. 11

No. 18.—SUMMARY STATEMENT of Canadian and United States Vessels, trading on Inland Waters, which *departed* from Canadian Ports during the Fiscal Year ended March 31, 1912.

RECAPITULATION.

	Number of Vessels.	Tons Register.	Number of Crew.
Canadian—Steam	7,295	5,929,860	199,304
Sail	1,052	308,590	4,995
United States—Steam	10,649	6,757,973	163,626
Sail	5,017	890,184	12,862
Total	24,013	13,886,607	380,787

DESCRIPTION OF VESSELS.

Description.	Number of Vessels.	Tons Register.
Steam—Screw	14,689	10,298,462
Paddle	3,199	2,367,431
Stern Wheel	56	21,940
Sail—Schooners	1,253	435,281
Sloops	41	410
Barges	4,775	763,083
Total	24,013	13,886,607

No. 19.—STATEMENT showing the Description, Number and Tonnage of Canadian and United States Vessels, trading on the Rivers and Lakes between Canada and the United States (exclusive of Ferriage), which Arrived and Departed during the Fiscal Year ended March 31, 1912.

	CANADIAN.			UNITED STATES.			TOTAL.		
	Number of Vessels.	Tons Register.	Number of Crew.	Number of Vessels.	Tons Register.	Number of Crew.	Number of Vessels.	Tons Register.	Number of Crew.
Arrived	8,636	7,213,370	224,600	14,599	7,283,545	167,314	23,235	14,496,915	391,914
Departed	8,347	6,238,450	204,299	15,666	7,648,157	176,488	24,013	13,886,607	380,787
Total	16,983	13,451,820	428,899	30,265	14,931,702	343,802	47,248	28,383,522	772,701

3 GEORGE V., A. 1913

No. 20.—STATEMENT of Vessels, British and Foreign, employed in the Coasting Trade of the Dominion of Canada, which arrived at, or departed from, the undermentioned Ports and Outports, during the Fiscal Years ended March 31, 1912.

STEAMERS.

PORTS AND OUTPORTS.	VESSELS ARRIVED.						VESSELS DEPARTED.					
	BRITISH.			FOREIGN.			BRITISH.			FOREIGN.		
	Number of Vessels.	Tons Register.	Crew Number.	Number of Vessels.	Tons Register.	Crew Number.	Number of Vessels.	Tons Register.	Crew Number.	Number of Vessels.	Tons Register.	Crew Number.
Albert, N.B.	44	2,080	253				44	2,080	253			
Alert Bay, B.C.	550	237,395	16,129				550	237,395	16,129			
Amherst, N.S.				1	673	16						
Amherstburg, Ont.	60	4,866	350				60	4,866	350			
Annapolis Royal, N.S.	127	5,889	783				127	5,889	783			
Antigonish, N.S.	48	3,883	537				48	3,883	537			
Arichat, N.S.	1,395	99,042	11,292				1,372	97,349	11,542			
Baddeck, N.S.	101	24,322	923				101	24,322	923			
Barrington, N.S.	455	30,369	4,479				455	30,369	4,484			
Bath, Ont.	327	64,319	5,737				5	623	40			
Bathurst, N.E.	10	14,625	174				11	7,315	134			
Bear River, N.S.	52	3,640	364				52	3,640	364			
Belleville, Ont.	289	173,656	9,760				62	10,856	747			
Blind River, Ont.	174	72,668	4,048				38	9,974	529			
Bowmanville, Ont.	48	17,904	915				48	17,904	915			
Bridgetown, N.S.	32	1,890	171				32	1,890	171			
Bridgewater, N.S.	83	7,030	591				83	7,030	591			
Brighton, Ont.	132	66,613	4,577				110	53,151	3,490			
Brockville, Ont.	393	335,304	18,523				205	215,044	11,405			
Bruce Mines, Ont.	415	133,804	6,823				4	755	51			
Buctoche	5	309	27				5	309	27			
Byng Inlet, Ont.	51	14,613	900				19	23,478	292			
Campbellton, N.B.	60	29,078	1,438	10	7,562	166	59	26,825	1,414			

SESSIONAL PAPER No. 11

Campo Bello, N.B.	138	24,020	1,368	137	24,339	1,373
Canning, N.S.	53	3,822	424	58	4,176	464
Canso, N.S.	1,176	154,186	11,966	1,178	154,034	12,029
Caraquet, N.B.	2	379	14	2	379	14
Carecross, Y.T.	44	6,369	709	44	6,462	721
Cardigan, P.E.I.	11	925	134	11	925	134
Charlottetown, P.E.I.	606	283,216	15,767	607	284,814	15,718
Chatham, N.B.	93	15,517	705	92	15,043	682
Chatham, Ont.	88	10,287	450	35	2,938	189
Chemainus, B.C.	261	40,368	2,604	259	40,365	2,578
Chester, N.S.	17	1,242	94	19	1,317	102
Cheticamp, N.S.	143	13,827	1,363	147	16,600	1,421
Chicoutimi, Que.	132	109,529	2,958	135	104,746	6,314
Clarenceville, Que.	1	24	4	1	24	4
Clark's Harbour, N.S.	320	21,036	3,170	320	21,069	3,188
Clementsport, N.S.	18	1,260	127	18	1,260	126
Cobourg, Ont.	43	26,564	1,708	64	33,645	2,146
Cockburn Island, Ont.	99	26,557	1,754	14	3,233	127
Collingwood, Ont.	199	113,287	4,018	208	113,682	4,213
Cornwall, Ont.	327	77,512	4,847	231	19,257	1,402
Courtville, Ont.	172	179,156	3,314	169	178,630	3,302
Crapaud, P.E.I.	55	11,935	495	56	12,152	504
Cutler, Ont.	394	95,076	4,736	330	51,806	2,497
Dalhousie, N.B.	12	14,150	224	8	2,382	79	17
Dawson, Y.T.	121	47,309	2,249	118	46,938	2,199
Depot Harbour, Ont.	44	24,654	698	22	21,350	301
Deseronto, Ont.	173	96,706	6,703	20	14,997	285
Digby, N.S.	367	219,030	13,087	368	219,831	13,127
Dorchester, N.B.
Dunnville, Ont.	8	185	36	8	185	36
English Bay, Que.	43	13,995	766	39	12,239	692
Esquimaux Point, Que.	55	29,193	1,265	55	29,193	1,265
Fort Francis, Ont.	13	3,423	136	13	3,423	136
Fort William, Ont.	806	1,304,748	27,313	889	1,418,598	31,401
Freeport, N.S.	23	1,181	152	24	1,269	168
Gananoque, Ont.	473	139,841	8,854	121	16,025	914
Gaspé, Que.	103	73,479	3,200	103	73,479	3,200
Georgetown, P.E.I.	244	39,500	4,544	245	39,660	4,584
Glace Bay, N.S.	27	2,678	279	27	2,678	266
Goderich, Ont.	95	117,532	1,756	70	82,174	1,339
Gore Bay, Ont.	392	151,885	8,252	171	24,678	1,342
Guysborough, N.S.	347	35,427	3,068	346	35,561	3,056
Halifax, N.S.	1,288	501,574	22,941	1,291	557,003	14,590	405
Hamilton, Ont.	899	419,931	26,488	781	407,457	22,681
Hantsport, N.S.	3	144	18	4	155	24
Hillsborough, N.B.	1	46	6	1	46	6
Iroquois, Ont.	42	20,694	1,040	42	20,694	1,040
Isaac's Harbour, N.S.	177	33,847	2,443	178	33,878	2,743
Kaslo, B.C.	390	120,191	8,029	390	114,025	8,024
Kenora, Ont.	55	16,720	903	57	16,505	15,167

3 GEORGE V., A. 1913

No. 20.—STATEMENT of Vessels, British and Foreign, employed in the Coasting Trade, &c.—Continued.

STEAMERS.—Continued.

PORT AND OUTPORTS.	ARRIVED.					DEPARTED.				
	BRITISH.			FOREIGN.		BRITISH.			FOREIGN.	
	Number of Vessels.	Tons Register.	Crew Number.	Number of Vessels.	Tons Register.	Crew Number.	Number of Vessels.	Tons Register.	Number of Vessels.	Crew Number.
Kentville, N.S.	66	3,198	396				66	3,198		396
Kincardine, Ont	11	360	53				15	1,550		92
Kingsport, N.S.	5	238	32				5	238		32
Kingsport, Ont.	945	787,069	20,706				794	176,098		9,396
Kingsville, Ont.	195	28,847	1,778				195	28,847		1,778
Ladner, B.C.	135	12,508	1,107				141	12,727		1,131
Ladysmith, B.C.	1,993	310,888	22,368				1,968	299,882		21,864
La Have, N.S.	116	6,813	671				120	6,958		673
Leamington, Ont	2	898	52				2	898		52
Levis, Que.	44	48,066	954		43,501	628	38	55,018	24	941
Little Current, Ont	270	132,563	7,125				40	7,348		418
Liverpool, N.S.	273	15,979	2,301	5	5,652	101	271	15,900	1	2,291
Lockeport, N.S.	101	8,692	1,463				107	8,908		1,479
Lord's Cove, N.B.	54	1,707	261				62	3,299		465
Louisburg, N.S.	237	136,328	3,701	15	29,575	397	235	140,863	10	3,636
Lower East Pubnico, N.S.	102	14,857	1,012							
Lunenburg, N.S.	253	16,527	2,267				253	16,193		2,240
Maheu, N.S.	64	5,228	577				64	5,228		577
Magdalen Islands, Que.	81	23,501	1,474				85	24,142		1,523
Mahone Bay, N.S.	46	3,251	265				47	3,303		273
Matland, N.S.				1	795	19				
Margaree, N.S.	89	7,924	854				89	7,870		844
Margaretsville, N.S.	127	5,989	750				127	5,989		750
Meaford, Ont.	209	105,052	4,999				209	105,052		4,999

SESSIONAL PAPER No. 11

	2	128	12		2	128	12		2	128	12	
Meteghan, N.S.	137	94,401	2,432		192	119,841	3,561		192	119,841	3,561	
Michipicoten, Ont.	110	153,265	1,956		103	154,601	1,888		103	154,601	1,888	
Midland	21	993	117		32	1,496	160		32	1,496	160	
Moncton, N.B.	118	11,207	1,513		118	11,207	1,513		118	11,207	1,513	
Montague Bridge, P.E.I.	5,370	2,032,451	97,277		5,415	2,056,449	98,037		5,415	2,056,449	98,037	
Montreal, Que.	58	21,316	1,131		58	21,316	1,131		58	21,316	1,131	
Morrisburg, Ont.	27	2,646	351		27	2,646	351		27	2,646	351	
Murray Harbour, P.E.I.	2,654	808,303	52,123		2,571	808,253	51,683		2,571	808,253	51,683	
Nanaimo, B.C.	12	1,559	95		13	1,650	103		13	1,650	103	
Napanee, Ont.	2,010	563,165	34,740		2,010	563,165	34,740		2,010	563,165	34,740	
Nelson, B.C.	2	238	24		2	238	24		2	238	24	
New Campbellton, N.S.												
Newcastle, N.B.	801	62,135	5,888		826	66,182	6,053		826	66,182	6,053	
New Westminster, B.C.	655	521,489	25,214		777	664,111	31,306		777	664,111	31,306	
Niagara, Ont.	99	6,563	866		99	6,563	863		99	6,563	863	
North East Harbour, N.S.	17	3,060	170		17	3,060	170		17	3,060	170	
North Sydney, N.S.	331	130,405	4,909		327	108,259	4,370		327	108,259	4,370	
Oshawa, Ont.	57	21,261	1,080		57	21,261	1,080		57	21,261	1,080	
Ottawa, Ont.	288	37,417	3,018		264	32,708	2,789		264	32,708	2,789	
Owen Sound, Ont.	543	53,827	17,437		422	421,549	13,016		422	421,549	13,016	
Parrsboro, N.S.	116	25,126	1,019		117	24,577	1,099		117	24,577	1,099	
Parry Sound, Ont.	284	76,918	5,362		192	48,510	3,559		192	48,510	3,559	
Paspebiac, Que.	135	66,915	3,276		136	44,756	3,887		136	44,756	3,887	
Pequetanguishene, Ont.	10	1,460	116		12	1,543	126		12	1,543	126	
Percé, Que.	127	80,842	3,604		107	63,218	3,107		107	63,218	3,107	
Philipsburg, Que.												
Pictou, Ont.	703	208,072	15,653		248	25,053	2,626		248	25,053	2,626	
Pictou, N.S.	453	160,463	10,079		453	159,635	10,212		453	159,635	10,212	
Point Edward, Ont.	246	290,484	8,078		160	65,495	1,979		160	65,495	1,979	
Port Arthur, Ont.	905	1,649,841	38,639		327	491,340	9,743		327	491,340	9,743	
Port Burwell, Ont.	74	7,152	665		74	7,152	965		74	7,152	965	
Port Clyde, N.S.	49	3,300	410		50	3,398	422		50	3,398	422	
Port Colborne, Ont.	329	397,905	7,887		144	134,784	2,183		144	134,784	2,183	
Port Credit, Ont.	68	1,564	204		68	1,564	204		68	1,564	204	
Port Dalhousie, Ont.	436	285,767	8,143		309	152,368	5,373		309	152,368	5,373	
Port Hastings, N.S.	245	30,726	2,547		240	28,846	3,485		240	28,846	3,485	
Port Hawkesbury, N.S.	636	288,382	10,163		640	254,508	8,701		640	254,508	8,701	
Port Hood, N.S.	237	23,613	2,407		237	23,613	2,418		237	23,613	2,418	
Port Hope, Ont.	71	46,127	2,814		71	46,127	2,814		71	46,127	2,814	
Port La Tour, N.S.	111	6,588	900		111	6,541	893		111	6,541	893	
Port Morien, N.S.	53	8,405	610		53	8,405	610		53	8,405	610	
Port Mulgrave, N.S.	1,100	88,338	9,262		1,097	90,817	9,260		1,097	90,817	9,260	
Port Simpson, B.C.	384	196,776	11,512		380	197,028	11,509		380	197,028	11,509	
Port Stanley, Ont.	39	10,863	277		35	5,470	372		35	5,470	372	
Port Wade, N.S.												
Port Williams, N.S.	35	1,373	208		38	1,484	228		38	1,484	228	
Powell River, B.C.	958	259,229	22,908		958	249,757	22,781		958	249,757	22,781	
Prescott, Ont.	372	373,146	16,744		215	259,490	15,965		215	259,490	15,965	
Prince Rupert, B.C.	1,231	580,451	34,382		1,191	512,892	30,565		1,191	512,892	30,565	

SESSIONAL PAPER No. 11

Sheet Harbour, N.S.	134	12,847	1,770	1	418	20	134	14,184	1,783			
Shelburne, N.S.	90	8,332	1,437				92	8,361	1,449			
Sherbrooke, N.S.	45	4,455	450				47	4,653	470			
Shippegan, N.B.	3	105	12				3	105	12			
Sidney, B.C.	371	29,279	2,472				380	29,870	2,532			
Smith's Falls, Ont.	182	29,658	2,376				185	33,070	2,405			
Sorel, Que.	1,309	128,400	4,653	20	19,347	409	1,349	128,310	4,692	20	19,347	409
Souris, P.E.I.	182	48,179	3,274				185	48,328	3,276			
Southampton, Ont.	12	565	66				12	565	66			
Steveston, B.C.	228	13,413	1,374				239	14,288	1,442			
Stewart, B.C.	145	108,081	6,271				146	108,185	6,293			
Stratford, Ont.	212	39,941	2,075	10	6,456	78	216	42,632	1,992	3	2,247	33
Summerside, P.E.I.	326	187,646	9,914				307	171,179	9,449			
Sydney, N.S.	774	596,540	13,427	184	385,121	5,306	770	618,209	13,517	197	412,319	5,714
Thessalon, Ont.	421	172,920	8,827				158	37,960	1,867			
Thorold, Ont.	13	10,948	218	1	500	12	13	10,948	218	1	500	12
Three Rivers, Que.	507	838,259	22,099	20	41,164	520	507	838,259	22,099	20	41,164	520
Toronto, Ont.	1,558	749,536	36,095				1,299	498,953	29,037			
Trenton, Ont.	65	41,714	1,376				65	41,744	1,376			
Truro, N.S.	35	2,520	315				35	2,520	315			
Union Bay, B.C.	1,027	311,027	20,124				1,021	309,674	18,876			
Vancouver, B.C.	7,054	2,137,313	141,133				7,488	2,427,905	154,839			
Victoria, B.C.	3,436	1,794,684	110,756				3,464	1,861,922	111,307			
Walkerville, Ont.	79	48,360	1,251				96	38,766	1,205			
Wallace, N.S.	1	18	4	18			1	18	4			
Wallaceburg, Ont.	125	53,416	1,365				125	51,417	1,337			
Welland, Ont.	14	13,668	234				2	1,955	32			
West Dock, Ont.	196	28,812	1,764				196	28,812	1,764			
Westport, N.S.	162	5,938	1,296				161	5,889	1,198			
Weymouth, N.S.	54	2,512	362				53	2,482	359			
Whitby, Ont.	126	17,672	1,046				87	2,845	264			
White Horse, Y.T.	61	29,265	1,421	3	633	87	67	31,090	1,486	3	562	83
White Rock, B.C.	4	62	16				2	18	6			
Windsor, N.S.	15	579	76	8	5,965	138	15	582	75			
Windsor, Ont.	182	102,910	2,731				217	148,547	3,590			
Wolfville, N.S.	41	2,392	277				41	2,382	296			
Yarmouth, N.S.	315	37,232	4,096				469	39,830	4,356			
Total	68,841	29,467,280	1,403,593	669	1,175,516	16,918	62,828	25,743,368	1,269,203	656	1,203,322	17,536

SESSIONAL PAPER No. 11

Caraquet, N.B.	193	4,199	586				193	4,382	719		
Carcross, Y.T.	6	168	12				5	140	10		
Cardigan, P.E.I.	27	1,863	112				28	1,919	114		
Charlottetown, P.E.I.	733	43,331	2,351				750	48,881	2,459		
Chatham, N.B.	226	14,791	857				185	8,238	648		
Chatham, Ont.	26	3,791	105				27	3,803	111		
Chenaius, B.C.	22	8,316	44				22	8,316	44		
Chester, N.S.	162	8,382	643				152	6,895	582		
Cheticamp, N.S.	50	1,292	210				48	1,211	197		
Chicoutimi, Que.	6	501	18								
C.urch Point, N.S.	23	1,270	90				21	925	78		
Clarenceville, Que.	6	40	15				7	50	17		
Clark's Harbor, N.S.	127	4,566	455				131	4,712	477		
Clementsport, N.S.	4	542	18	1	169	6	1	97	4		
Cobourg, Ont.	1	195	6				3	585	18		
Cockburn Island, Ont.	7	1,908	32				5	1,250	25		
Courtwright, Ont.	4	1,071	13				3	1,032	15		
Crapaud, P.E.I.	34	2,541	129				31	2,501	125		
Dalhousie, N.B.	40	4,068	169	3	1,222	21	31	2,479	134	11	11,440
Dawson, Y.T.	76	27,911	76				75	24,843	75		167
Deseronto, Ont.	36	5,630	148				8	2,979	32		71
Digby, N.S.	234	8,855	990	7	178	30	245	9,309	1,115	5	256
Dorchester, N.B.	6	699	27	2	409	11	5	439	19		
English Bay, Que.	3	204	12				2	20	6		
Esquimaux Point, Que.	45	2,825	202				42	2,597	181		
Fort William, Ont.	2	1,959	16				4	3,833	32		
Freeport, N.S.	126	3,201	410				128	4,127	466		
Gananoque, Ont.	1	20	2				2	211	7		
Gaspé, Que.	86	15,743	602				78	10,115	603		
Georgetown, P.E.I.	76	4,454	256				81	4,824	275		
Glace Bay, N.S.	222	12,101	746				220	11,927	726		
Goderich, Ont.	3	866	21				3	775	21		
Guysborough, N.S.	43	4,638	112				42	1,589	132		
Halifax, N.S.	2,107	83,646	10,544	9	4,372	60	1,900	98,301	8,249	11	6,577
Hantsport, N.S.	34	4,869	143				26	6,628	88	6	4,038
Hillsborough, N.B.	12	1,044	42				11	792	39		
Indian Island, N.B.										15	234
Isaac's Harbour, N.S.	50	3,484	213				52	3,615	206		
Kentville, N.S.	33	1,112	77				35	941	81		
Kincairdine, Ont.	8	776	34				8	776	34		
Kingsport, N.S.	20	2,270	70				23	2,101	80		
Kingston, Ont.	352	183,669	2,034				311	157,339	1,872		
Kingsville, Ont.	3	823	28				3	823	28		
Ladysmith, B.C.	565	518,444	3,287				565	518,444	3,287		
La Have, N.S.	79	6,475	483				118	10,982	853		
Levis, Que.	1	855	12				1	855	12	14	1,396
Liverpool, N.S.	116	11,261	521				104	7,153	436		24
Lockeport, N.S.	37	2,010	151	8	169	24	37	2,250	148	13	238
Londonderry, N.S.	16	858	43				16	858	43		
Lord's Cove, N.B.	37	799	81				41	2,104	91	33	384

No. 20.—STATEMENT of Vessels, British and Foreign, employed in the Coasting Trade, &c.—*Continued*
SAILING VESSELS—*Continued*.

3 GEORGE V., A. 1913

PORTS AND OUTPORTS.	VESSELS ARRIVED.						VESSELS DEPARTED.					
	BRITISH.			FOREIGN.			BRITISH.			FOREIGN.		
	Number of vessels.	Tons register.	Crew number.	Number of vessels.	Tons register.	Crew number.	Number of vessels.	Tons register.	Crew number.	Number of vessels.	Tons register.	Crew number.
Louisburg, N.S.	155	12,889	688				156	12,689	696			
Lower East Pubnico, N.S.	86	2,911	292				104	4,048	416			
Lunenburg, N.S.	304	23,498	1,657				335	26,138	1,937			
Mabou, N.S.	5	203	17				6	220	18			
Magdalen Islands, Que.	100	5,879	569				97	5,282	47	5	394	92
Mahone Bay, N.S.	48	3,827	247				58	3,475	409			
Maitland, N.S.	60	5,350	224				45	3,034	142			
Margaree, N.S.	16	513	51				15	498	51			
Margaretsville, N.S.	5	194	16				5	194	16			
Meteghan, N.S.	89	3,973	271	3	33	6	97	3,431	307	1	11	2
Middleton, N.S.	9	260	24				9	260	24			
Midland, Ont.	2	1,542	11				1	237	4			
Moncton, N.B.	67	4,495	217				69	1,496	160			
Montague Bridge, P.E.I.	81	5,143	276				80	5,064	279			
Montreal, Que.	1,742	448,699	7,980				1,759	471,131	8,158			
Murray Harbour, P.E.I.	46	1,724	117				50	1,890	128			
Nanaimo, B.C.	8	3,188	33				7	3,188	33			
Napanee, Ont.							7	849	29			
Nelson, B.C.	2,160	1,296,000	6,480				2,160	1,296,000	6,480			
Newcastle, N.B.	105	9,205	505	1	515	7	79	4,597	299			
New Glasgow, N.S.	39	969	117				40	992	120			
New Westminster, B.C.	118	44,604	236				117	44,226	234			
North East Harbour, N.S.	9	466	24			4	11	391	41	3	33	6
North Head, N.B.	45	1,657	122	2	22		50	2,901	135	1	159	4
North Sydney, N.S.	492	28,922	2,122				813	165,514	5,519			
Ottawa, Ont.	254	42,471	1,006				288	48,989	1,158			
Owen Sound, Ont.	1	327	4				1	237	4			

SESSIONAL PAPER No. 11

Parrsboro, N. S.	618	49,957	1,830						40,748	1,642		
Parry Sound, Ont.	16	4,661	98						4,530	95		
Paspébiac, Que.	156	12,906	771	4	2,694	36			13,793	798	4	1,251
Penetanguishene, Ont.	2	581	12						276	6		
Perce, Que.	48	3,548	301						3,592	321		
Pictou, Ont.	20	5,757	120						5,666	149		
Pictou, N. S.	430	26,050	1,383						26,714	1,405		
Point Edward, Ont.	99	20,570	284						25,115	242		
Port Clyde, N. S.	17	1,712	74						476	37		
Port Colborne, Ont.	24	20,040	156						11,941	109		
Port Credit, Ont.	4	84	12						84	12		
Port Dalhousie, Ont.	2	2,215	16						462	9		
Port Hastings, N. S.	340	18,678	1,162						19,494	1,185		
Port Hawkesbury, N. S.	269	18,398	1,009						20,549	1,118		
Port Hood, N. S.	16	833	83						733	74		
Port La Tour, N. S.	34	1,228	100						1,235	89		
Port Morien, N. S.	3	196	10						196	10		
Port Mulgrave, N. S.	30	2,296	113						1,239	91		
Port Wade, N. S.	15	815	44	6	110	32			920	108	5	3,760
Port Williams, N. S.	38	1,248	90						1,734	98		
Prescott, Ont.	16	6,877	61						2,653	26		
Prince Rupert, B. C.	22	10,086	77						10,086	77		
Pugwash, N. S.	98	3,809	270						3,645	262		
Quebec, Que.	138	19,480	565	4	2,850	27			13,694	401		
Richibucto, N. B.	1	99	4	2	445	14			99	4	3	781
River Hebert, N. S.	140	12,886	533						9,223	437		
Rondeau, Ont.	5	1,150	10						1,150	10		
St. Andrew's, N. B.	232	7,042	628						9,669	833	4	105
St. George, N. B.	43	1,656	113						1,639	108		
St. John, N. B.	1,312	58,981	3,362						71,785	3,820		
St. John's, Que.									15	4		
St. Martins, N. B.	104	9,081	338						9,303	417		
St. Peters, N. S.	59	3,569	200						3,477	201		
St. Stephen, N. B.	46	2,506	147						3,221	133		
Sackville, N. B.	9	417	22						418	23		
Salmon River, N. S.	8	209	23						125	16		
Sand Point, N. S.	23	2,037	115	7	2,613	25			1,671	95	3	47
Sandy Cove, N. S.	66	1,594	156						1,346	142		
Sarnia, Ont.	74	21,123	358						20,311	333		
Shediac, N. B.	77	3,047	266						3,295	259		
Sheet Harbour, N. S.	53	3,673	239						2,543	164		
Shelburne, N. S.	47	3,288	213						2,504	170		
Sherbrooke, Que.	45	3,119	166						2,736	155		
Shippegan, N. B.	143	4,100	599						3,959	621		
Sidney, B. C.	105	39,690	210						39,710	211		
Souris, P. E. I.	72	4,278	243						4,852	262		</

SESSIONAL PAPER No. 11

No. 20.—STATEMENT of Vessels, British and Foreign, employed in the Coasting Trade &c.—Continued.

RECAPITULATION.


	STEAMERS.			SAILING VESSELS.			TOTAL.		
	Number of Vessels.	Tonnage.	Crew Number	Number of Vessels.	Tonnage.	Crew Number	Number of Vessels.	Tonnage.	Crew Number.
Arrived—									
British.....	68,841	29,467,280	1,403,593	21,566	4,289,056	84,303	90,407	33,756,336	1,487,896
Foreign.....	669	1,175,516	16,518	106	43,824	774	775	1,219,340	17,692
Total ..	69,510	30,642,796	1,420,511	21,672	4,332,880	85,077	91,182	34,975,676	1,505,588
Departed—									
British.	62,828	25,743,368	1,269,203	21,486	4,308,367	84,771	84,314	30,051,735	1,353,974
Foreign.....	656	1,203,322	17,550	151	36,929	881	807	1,240,251	18,431
Total.....	63,484	26,946,690	1,286,753	21,637	4,345,296	85,652	85,121	31,291,986	1,372,405

DESCRIPTION OF VESSELS.

	ARRIVED.		DEPARTED.		TOTAL.	
	Number of Vessels.	Tonnage.	Number of Vessels.	Tonnage.	Number of Vessels.	Tonnage.
Steamers—						
Screw	60,268	25,146,913	55,621	23,204,978	115,889	47,351,891
Paddle.....	7,217	4,717,591	5,826	3,960,551	13,043	8,678,142
Stern-wheel.....	2,025	778,292	2,037	781,161	4,062	1,559,453
Total steamers.....	69,510	30,642,796	63,484	26,946,690	132,994	57,589,486
Sailing vessels—						
Ships.....	3	4,586	4	6,131	7	10,717
Barques.....	21	17,687	17	14,358	38	32,045
Barquentines.....	8	3,087	21	8,629	29	11,716
Brigs.....	9	889	8	769	17	1,658
Brigantines.....	18	3,682	123	8,993	141	12,675
Schooners.....	15,215	1,056,683	14,987	1,081,046	30,202	2,137,729
Sloops.....	668	54,719	753	51,430	1,421	106,149
Barges canal boats, &c.....	5,730	3,191,547	5,724	3,173,940	11,454	6,365,487
Total sailing ..	21,672	4,332,880	21,637	4,345,296	43,309	8,678,176
Grand total.....	91,182	34,975,676	85,121	31,291,986	176,303	66,267,662

SESSIONAL PAPER No. 11

[illegible]



INDEX TO IMPORTS

Articles.	Summary Statement.	General Statement.	Articles.	Summary Statement.	General Statement.
A	Page, part 1.	Page, part 2.	A	Page, part 1.	Page, part 2.
Absinthe.....	148	280	Alpaca fabrics	162	338
Absorbent cotton and cotton wool, &c., antiseptic.....	82	4	Alpaca hair, washed only..... Free	169	359
Abusson carpets.....	162	340	Alpacas, unfinished, &c	162	338
Acetate amyl.....	96	68	Alum in bulk..... Free	172	372
Acetone	96	68	Alum in bulk	98	70
Acetic acid	96	68	Alumina	166	348
Acetylene gas lanterns for gas buoys..	Free	177	sulphate of, or alum cake ..	172	372
		390	"	98	70
Acids.....	96	68	Aluminum, acetate of..... Free	174	379
Acid. acetic.....	96	68	chloride of..... "	173	374
boracic. Free	172	371	in ingots, &c..... "	176	387
hydro-fluo-silicic..... "	172	371	kitchen ware.....	124	178
muriatic.....	98	68	leaf.....	110	134
nitric.....	98	68	mfre. of.....	130	204
oxalic	172	371	parts of cameras, &c.	136	228
phosphate.....	98	68	tubing..... Free	176	387
pyroligneous.....	96	68	Amaranth.....	168	353
stearic.....	98	68	Anber gum.....	173	376
sulphuric.....	98	68	ornaments.....	102	88
tannic..... Free	172	372	Ambergris..... Free	166	349
tartaric crystals	174	381	Ammonia, aromatic spirits of.....	150	286
tungstic and metallic elements for the manufacture of electric lamps..... Free	177	391	nitrate of..... Free	172	372
Acids, other, N.O.P.....	98	70	sulphate of..... "	172	372
Aconite, unground	Free	173	Ammunitions, N.O.P.....	110	138
Acorn nuts	92	46	Anyl acetate.....	96	68
Actions, watch.....	158	322	alcohol.....	148	278
Additional duties.....	164	344	Anatomical preparations..... Free	183	405
Adhesive paste.....	134	216	Anchors	176	387
Admiralty charts..... Free	171	365	Anchovies.....	104	102
Advertising bills and folders.....	84	12	Angles, iron or steel.....	120	168
" pamphlets, &c.....	84	14	Angostura bitters.....	148	280
Adzes.....	126	186	Aniline dyes in pkgs. less than 1 lb..	98	70
Aerated waters.....	130	216	" bulk, &c..... Free	172	372
Agate iron or steel hollow-ware.....	124	178	oil, crude.....	172	372
Agricultural implements	112	144	salts.....	172	372
" " N.O.P.....	114	150	Animal oils	134	220
" " parts of.....	114	150	oil, N.O.P.....	134	222
" " plates for..... Free	178	394	stearine	142	256
Air compressors.....	118	160	Animals for exhibition..... Free	168	355
Air guns and rifles.....	124	184	" improvement of stock ..	168	354
Alabaster ornaments.....	102	88	living	82	2
Alzarine and artificial alzarine... Free	172	372	" N.E.S.....	82	4
Album insides, of paper.....	171	365	Anise and anise star seed. Free	174	379
Albumen, blood and egg.....	98	70	Annatto, liquid or solid.....	172	372
Albuminized paper, photo.....	138	236	seed.....	170	363
Alcohol	148	278	Anodes, nickel, zinc, copper, &c....	130	204
Alcoholic liquors, N.O.P	148	282	Anodynes, alcoholic.....	148	284
" perfumes.....	148	284	Anthracite coal and dust..... Free	166	346
Ale	82	2	Anti-corrosive and anti-fouling paints	138	234
Alligator leather, dressed, &c.....	128	196	Antimonine..... Free	172	373
Alkanet, crude, crushed or ground			Antimony, or regulus of.....	172	373
Free	173	375	salts.....	172	373
Almanacs, advertising.....	84	14	Antiseptic surgical dressings.....	82	4
Almonds.....	106	118	Antiquities, collections of..... Free	184	408
			Anvils	114	150
			Apparatus, electric.....	100	86
			" X-ray..... Free	182	404

INDEX TO IMPORTS—Continued.

Articles.	Summary Statement.	General Statement.	Articles.	Summary Statement.	General Statement.
A	Page, part 1.	Page, part 2.	B	Page, part 1.	Page, part 2.
Apparel of subjects dying abroad Free	183	405	Bags, paper.....	138	236
Apple trees.....	140	248	" containing cement.....	82	4
Apples, dried.....	106	116	" " salt.....	144	262
Apples, green.....	108	122	Bait, fish.....	104	100
Apricots.....	108	122	" " from Newfoundland... Free	167	351
Arabic, gum..... Free	173	376	Baked beans, canned.....	156	320
Archill, extract of.....	173	377	Baking powders.....	82	4
Argols.....	173	374	Balances.....	122	172
Army, articles for.....	183	406	Balls, &c., bagatelle and billiard.....	82	6
Aromatic spirits of ammonia.....	150	286	Balls, glass.....	108	128
Arrowroot.....	86	18	" steel, hardened, for gas buoys..	Free	177
Arrack.....	148	280	" " for machinery, &c.....	126	186
Arsenious oxide..... Free	172	373	" " "..... Free	179	395
Arsenic, sulphide of.....	172	373	Balsams, crude drugs.....	174	382
Art, works of, bronze, from Canadian models.....	184	411	Bamboo reeds, unmanufactured.....	169	359
Articles, Canadian, returned.....	183	405	Bananas.....	170	361
" army and navy.....	183	406	Bandages, suspensory.....	154	308
" Consul-General.....	183	406	Band iron or steel.....	120	170
" exhibit, or competition.....	183	406	" " Free	177	391
" ex-warehoused for			" " over 3½c. per lb.....	126	186
excise..... Free	183	407	" " "..... Free	177	390
" Governor General.....	183	406	Bands and bindings, hatters....	175	384
" ships stores.....	183	407	" brass, instruments for.....	134	216
Artificial flowers.....	102	90	Bank notes, &c., unsigned.....	84	10
" feathers, &c., for hats.....	102	90	Barbed fencing wire..... Free	180	397
" limbs..... Free	171	365	Barberry gum.....	173	376
" teeth, not mounted.....	171	365	Barilla.....	174	379
Artotypes.....	84	14	Bark, crude.....	174	382
Araucaria..... Free	170	360	" hemlock.....	167	351
Asbestos, not crude and manufactures of.....	134	214	Barley.....	86	22
Asses, for the improv. of stock... Free	168	355	" pot and pearl, &c.....	86	22
Ash, pot and pearl..... Free	173	378	Barrels, Canadian, returned.... Free	183	407
" " 	98	76	" containing petroleum.....	160	326
Ash, handles of.....	160	326	" " salt.....	144	262
" white..... Free	168	353	" empty.....	160	326
Asphaltum or asphalt.....	171	365	Bar iron or steel, over 3½c. lb.....	126	186
" oil.....	181	400	" " "..... Free	177	390
Astrachan, hare skins.....	171	365	" " rolled.....	114	152
Astronomical globes.....	175	384	Bars, iron or steel, hammered..	116	158
Attachments, binding.....	112	144	" lead.....	128	192
Australian gum..... Free	173	376	" puddled, iron or steel....	116	158
Automobiles.....	116	160	" railway, iron or steel.....	120	168
Axes.....	126	186	" steel for manufacture of shovels.	126	184
Axle grease.....	110	136	Bases for stereotypes.....	132	212
Axles, axle parts & blanks for vehicles.	114	152	" " Free	180	396
Axminster carpets.....	162	340	Basins.....	82	6
Azaleas..... Free	170	360	Baskets.....	82	6
B			Bath brick.....	88	28
Babbit metal.....	130	204	Baths and bath tubs.....	82	6
Bacon.....	142	256	Batteries, electric and galvanic.....	100	86
Bacteriological products..... Free	183	407	Batts and batting, cotton.....	94	56
Badges.....	142	260	Bayonets.....	124	184
Bagatelle, tables or boards.....	82	4	Bay rum, alcoholic.....	148	234
Baggers, threshing machine.....	118	162	Beacons gas, materials for..... Free	177	390
Bag pipes.....	134	216	Bead ornaments.....	102	88
Bags, carpets and tool.....	156	316	Beams, iron or steel.....	120	168
" cotton, seamless.....	96	56	Beans.....	86	22
" " sewn.....	96	60	" crude drugs..... Free	174	382
" game.....	110	138	" locust and meal.....	170	362
" hemp, linen or jute.....	106	108	" Tonquin and Vanilla....	172	373
			" seed from G. B.....	170	364
			Bearings, steel balls for.....	179	395
			Beaver hats, caps and bonnets.....	112	142
			Bed-comforters.....	160	334

SESSIONAL PAPER No. 11

INDEX TO IMPORTS—Continued.

Articles.	Summary Statement.	General Statement.	Articles.	Summary Statement.	General Statement.
B	Page, part 1.	Page, part 2.	B	Page, part 1.	Page, part 2.
Bed fasts, steel for.....Free	179	396	Blood albumen.....	98	70
Bed quilts, cotton.....	96	58	Blooms, iron or steel.....	116	158
Bedsteads, iron tubing for.....Free	177	391	Blouses, cotton.....	96	60
Beef, salted.....	142	256	" linen.....	106	114
Beer, lager and other.....	82	2	" silk.....	146	268
Bees.....Free	169	355	Blowers for smelting.....Free	178	392
Beeswax.....	158	322	Blown glass tableware.....	103	128
Beet root sugar, machinery for...Free	178	393	Blueberries, wild...Free	170	361
Beet seed....."	179	363	Blueing, laundry.....	82	8
" syrops, &c.....	154	306	Blue vitriol.....Free	174	381
Bells.....	82	8	Board, scale for cheese boxes...."	167	352
" for churches.....Free	171	365	Boards, rough....."	168	252
Belting, except rubber and leather..	82	6	" sawed.....	160	330
" leather.....	128	194	" sawed or split.....Free	168	353
" of leather.....	128	198	Boats.....	82	8
" of rubber.....	112	138	" built outside Canada.....	144	266
" sprocket or link..Free	176	388	Bobbinet, cotton, in the web.....	94	56
Belt pulleys.....	142	260	Boilers.....	116	156
Belts, cartridge.....	110	133	Boiler plate for mfs. of boilers..Free	177	390
" N.O.P.....	82	6	Boiler tubes....."	180	397
Bengalines, unfinished, &c.....	162	338	Bolting cloth....."	171	366
Bent plate and sheet glass N.O.P....	110	132	Bolts and blanks, iron or steel.....	124	180
Berries.....	108	122	" handle, &c.....Free	167	351
" crude drugs.....Free	174	383	Bonds, &c., unsigned.....	84	10
" wild.....	170	361	Bone black.....Free	175	386
Bessemer steel wire for mattresses "	179	395	" dice, draughts, chessmen.....	102	92
Bevelled plate glass.....	110	132	Bone dust, charred, ash.....Free	169	355
Bibles.....Free	171	366	Bone pitch, crude....."	171	366
Bicarbonate of potash.....	98	76	Boneless fish.....	104	102
Bicarbonate of soda.....	98	78	Bones, crude.....Free	169	355
Bicycles and parts of.....	90	36	Bonnets.....	112	142
Billets, hickory.....Free	167	351	Bonnet shapes and crowns.....	112	144
" iron or steel, 60 lbs. and over..	116	158	Bookbinders' cloth.....Free	172	368
" steel, N O.P.....	122	174	" machines.....	118	164
Billiard tables.....	82	8	Books.....Free	171	366
Bills, advertising.....	84	12	" for deaf, dumb and blind.."	171	367
" of exchange, unsigned.....	84	10	" donations of....."	184	408
Binder twine.....Free	171	366	" industrial....."	171	368
" articles for....."	171	366	" for libraries and text books,		
Binding attachments.....	112	144	&c.....Free	171	367
" machines.....	118	164	" languages other than English		
Bird cages and metal parts.....	130	206	and French.....Free	171	368
Bird skins.....Free	183	407	" printed.....	84	10
Biscuits.....	86	18	" " by any Govt., &c. Free	171	367
Bismuth, metallic, natural.....Free	176	387	" " over 12 years...."	171	568
Bitters or beverages, alcoholic.....	148	280	Boots, leather.....	128	198
Bituminous coal and dust.....	92	42	" rubber.....	112	138
" substances, N.O.P.....	134	214	" shoes and slippers, except rub-		
Blackberries.....	108	122	ber and leather.....	86	16
Blackening shoe.....	82	8	Boots and shoes, twisted wire for. Free	180	398
Blacklead.....	134	214	Boot, shoe and stay laces.....	36	16
Blanc fixé.....Free	171	366	Botanical specimens.....Free	183	408
Blanketing and lapping....."	171	366	Bottles, glass.....	108	128
Blankets, wool.....	160	332	Boracic acid.....Free	172	371
Blast furnace slag.....Free	171	366	Borax....."	173	373
Blasting powder.....	110	136	Bordered paper.....	138	238
Blind, books for.....Free	171	367	Borders, black diamonds for, and		
" grooved cards for....."	171	367	bort.....Free	166	349
" rollers, window.....	158	326	Bort....."	166	349
Blinds, wood, metal, &c.....	82	8	Bowls, steel, for cream separators "	176	389
Blocks, inverted.....	88	28	Box cars.....	90	34
" lead.....	128	192	Boxed papers.....	138	242
" mosaic flooring.....	100	82	Boxes, cart or wagon.....	114	150
" paving.....	152	300	" fancy.....	102	88
Blocks, or sticks, rough, last, &c. Free	167	352	Boxwood.....Free	168	353

INDEX TO IMPORTS—Continued.

Articles.	Summary Statement.	General Statement.	Articles.	Summary Statement.	General Statement.
	Page, part 1.	Page, part 2.		Page, part 1.	Page, part 2.
B			B		
Braces and finished parts of.....	86	16	Buckwheat flour or meal.....	86	26
Brads.....	114	154	Building brick.....	88	28
Braiding, machinery for.....	118	164	" plans.....	84	14
Braids.....	102	90	" stone.....	152	300
" and plaits of chip, &c., for			Builders' hardware.....	116	158
" hats.....Free	172	369	Buggies.....	88	32
" hair.....	112	140	Bulbs.....Free	170	360
" wool and worsted yarn for.Free	183	405	" crude drugs.....	174	382
Bran.....	86	24	" for mfr. of incandescent lamps.	100	84
Brandy and imitations of.....	148	280	Bullets, lead.....	128	192
Brass and manufactures of.....	86	16	Bullion.....Free	184	412
" band instruments.....	134	216	" or gold fringe.....	172	369
" in blocks, ingots or pigs...Free	176	388	Buntings, unfinished, &c.....	162	338
" bars and rods.....	86	16	Buoys, gas, material for.....Free	177	390
" " Free	176	388	Burgundy pitch.....	173	374
" caps for electric batteries... "	176	387	Burners, gas, &c.....	132	208
" cups, for cartridges.. "	176	387	" incandescent.....	132	208
" manufactures, not made in			Burrs, brass.....	86	16
Canada, for ships.Free	177	392	" copper.....	94	48
" manufactures, N.O.P.....	86	18	Burr stones, in blocks, rough...Free	166	346
" nails, tacks, &c.....	86	16	Bushes.....	140	248
" old, and scrap.....Free	176	388	Butter.....	142	254
" parts of cameras, &c.....	136	228	Butter, Shea.....Free	181	400
" pumps.....	86	18	Button blanks, shell, rough....	88	32
" strips, sheets or plates.....	86	16	Buttons, all kinds, N.O.P., recogni-		
" trimmings for bedsteads...Free	177	391	tion and cuff.....	88	30
" trimmings and cased rods for			Buttons, covered, metal parts for....	132	210
carriage rails.....Free	177	391	" mohair cloth lastings forFree	175	386
" tubing.....	176	388	" shoe, papier maché.....	172	369
" wire, plain.....	86	18	" " N.O.P.....	88	30
" wire cloth.....	88	18	" wool yarn for mfr. of...Free	183	405
Brazil nuts.....	106	118	Butts, iron or steel.....	114	152
Breadstuffs.....	86	18			
" N.O.P.....	88	28	C		
Brick, fire.....Free	172	368	Cabinet organs.....	134	216
" and tiles.....	88	28	Cabinetmakers' hardware.....	116	158
Bridges or parts of, iron or steel.....	116	158	Cables, wire.....	124	180
" international, material for.Free	178	394	" covered.....	124	180
" sections, iron or steel.....	116	158	Cages, bird, &c., and metal parts....	130	206
Brilliants, cotton.....	96	64	Cake, oil, cotton seed and palm.Free	181	399
Brimstone, crude, roll or flour...Free	173	373	Calendars, advertising.....	84	14
Briquette making machines.....	178	393	Calfskins.....	128	194
Bristles.....	169	355	Calico printing, copper rollers forFree	176	389
" N.E.S.....	169	359	" " iron liquor for... "	173	376
Britannia metal, manufactures of....	130	204	" " red liquor for... "	174	379
" " Free	176	388	Calumba, unground.....	173	375
British gum.....	88	30	Cambric cloths, cotton.....	96	64
Brocade powders.....	136	232	Camel hair, washed only.....	169	359
Broom corn.....Free	169	359	Cameras, brass and aluminum parts..	136	228
Bromine.....	173	374	" lenses and shutters for mfr.		
Bronze, phosphor.....	132	206	of.....Free	175	386
" powders.....	136	232	Camphor, gum.....	98	72
" tobin in bars or rods for gas			Camwood and extract of.....Free	173	374
buoys.....Free	177	390	Canadian articles returned.....	183	405
" works of arts, from Canadian			Canada plates.....	114	152
models.....Free	184	411	" Free	176	388
Brooms.....	88	30	Canary seed.....	144	264
Brown earthen and stone ware.....	100	80	Candied peel and popcorn, fruit and		
Brushes.....	88	30	nuts.....	154	308
Brussels carpet.....	162	340	Candles.....	88	32
Buckle clasps, steel for.....Free	179	396	Candy, sugar.....	154	308
Buckles, not jewellery.....	130	206	Cane, split, &c.....	88	32
Buckram for hat shapes.....Free	172	369	" unmanufactured...Free	169	359
Buckthorn strip fencing.....	124	180			
Buckwheat.....	86	24			

SESSIONAL PAPER No. 11

INDEX TO IMPORTS—*Continued.*

Articles.	Summary Statement.	General Statement.	Articles.	Summary Statement.	General Statement.
C	Page, part 1.	Page, part 2.	C	Page, part 1.	Page, part 2.
Canes, walking.....	160	332	Cases, ornamental.....	102	88
Cannas.....	140	245	" pipe and cigar, &c.....	156	314
Canned fruit.....	108	124	" watch	158	322
" meats, poultry and game.....	142	256	Cashmere, for hat covers and under		
" vegetables.	156	320	brims.....Free	175	384
Cannister powder.....	110	136	Cashmeres, unfinished, &c.....	162	338
Caunons.....	14	184	Cash registers.....	90	36
Cantdogs.....	126	186	Casings, sausage.....	144	264
Canoes.....	82	8	" " not cleanedFree	169	359
Canvas, for sails	106	108	Caskets and coffins and metal parts..	160	326
" jute uncoloured.Free	175	386	Cassimeres, wool.....	160	332
Caoutchouc, crude.....	182	403	Casters, furniture, steel for.....Free	179	396
Cap shapes.	112	144	Castile soap.....	146	274
Caps, brass, for electric batteriesFree	176	387	Cast iron pipes.....	114	152
" fur, &c.. ..	108	126	" scrap iron.....	114	154
" percussion.....	110	138	Cast as models.....Free	184	411
" for whips.....Free	182	403	Castings, iron or steel, rough. . . .	114	152
" N.O.P.....	112	142	Castor oil.....	136	222
Capes, fur.....	103	126	Catalogues, advertising.....	84	14
Caraway seedsFree	174	379	Catgut, unmanufactured.....Free	169	355
Carbolic or heavy oil.....	181	490	Catsups.....	144	262
Carbon black.....	175	386	Cattle for exhibition.....Free	168	355
Carbons, electric.....	100	84	" horned.....	82	2
" over 6 ins. for manfrs..Free	172	369	" for improvement of stock.Free	168	354
Carborundum wheels.....	100	86	Cedar, red.....	168	353
Carboys, glass.....	108	128	" Spanish.....	168	353
Cardamon seedFree	174	379	" " veneers of	160	330
Cardboard.....	138	238	Celluloid balls and cylinders,moulded.	90	36
Card cases.....	140	252	" for knife and fork handles .	90	36
Card clothing, machine.....	130	200	" lamp shade and comb blanks	90	36
Carding, machinery for.....	118	164	" manufactures of, N.O.P.....	90	36
Cards for playing.....	138	236	" in the rough.....Free	172	369
" grooved, for the blind....Free	171	367	" " 	90	36
Carnation seedling stock.....	170	360	Celluloids, and matrices for.....	132	212
Carpet bags.....	156	316	" newspaper and book..Free	180	396
" linings.....	90	36	Cement.....	90	38
" sweepers.....	90	36	" manufactures of.....	90	38
Carpets, cork.....	136	226	" rubber.....	112	140
" N.O.P.....	90	36	Centres, rawhide for whips.. . . .Free	182	403
" woollen.....	162	342	Cereal foods, prepared	86	26
Carpeting, cocoa.....	92	42	Cerium nitrate for manufacturing gas		
" hemp or jute.....	106	108	mantels.Free	172	371
" straw.....	152	302	Chains, cable, for ships.....	177	391
Carriage hardware.....	116	158	" hair.....	112	140
" mats.....	130	204	" coil, iron or steel	114	154
" oil cloth.....	136	226	" N.O.P.	114	154
" rails, tubing and trimmings			" malleable sprocket.....Free	176	388
for.....Free	177	391	Chalk stone.....	166	346
Carriages and vehicles.....	88	32	" prepared.....	90	28
" children's.....	90	36	Champagne.....	152	296
" parts of.....	88	34	Chamois skins, dressed, &c	128	196
Carrot seed.....Free	170	363	Chandeliers.....	132	210
Car wheel tires, steel, rough	177	391	Channels, iron or steel.....	120	168
Cars, motor for railway, &c.....	116	156	Chaplets for mfr. of stoves.....	122	174
Cars, railway, tram or horse and parts	90	34	Charcoal.....	90	38
Cartridge belts.....	110	138	" pig iron.....	116	160
" cases.....	110	138	Charts.....	84	12
Cartridges.....	110	138	" Admiralty.....Free	171	365
" brass cups for.....Free	176	387	Chatelaine bags, frames, &c., for . . .	130	206
Cart skeins or boxes	114	150	Chases, printing.....	132	212
Carts, pleasure.....	88	32	Cheese.....	142	254
Casein.....	98	70	Cheese boxes, scale boards for...Free	167	352
Cases, clock.....	92	40	Chemical preparations.....	98	74
" jewellery, &c.	102	90	Chemicals.....	96	68
" musical instrument	140	252	" Free	172	371

INDEX TO IMPORTS—Continued.

Articles.	Summary Statement.	General Statement.	Articles.	Summary Statement.	General Statement.
C	Page, part 1.	Page, part 2.	C	Page, part 1.	Page, part 2.
Chemicals, all other, N.O.P.	100	80	Clothes lines, wire.....	124	180
Chenques, unsigned.....	84	10	" wringers.....	92	42
Cherries.....	108	122	Clothing card, machine.....	130	200
Cherry trees.....	140	248	" cotton.....	96	60
" wood..... Free	168	352	" donations of..... Free	184	408
Chessmen, ivory or bone.....	102	92	" horse.....	106	110
Chestnut..... Free	168	352	Clothing, linen.....	106	112
Chicle gum, crude..... "	173	376	" rubber or waterproof.....	112	138
Chicory.....	90	40	" silk.....	146	270
Children's carriages and sleds.....	90	36	" wool.....	162	340
Chilled rolls, iron or steel.....	120	170	Clover seed.....	144	264
Chimney linings, vents and tops.....	88	28	Coach screws.....	122	172
Chimneys, lamp, glass.....	108	128	Coal, anthracite and dust..... Free	166	346
China clay..... Free	166	346	" bituminous and dust.....	92	42
" goat plates or rugs..... "	171	365	" cutters, percussion.....	118	160
" stone..... "	166	346	" oil.....	134	220
" ware.....	100	80	" " or other fixtures.....	132	208
" " to be silver mounted, im- ported by the manufacturers of silverware.....	100	82	" pitch..... Free	172	370
Chinawood oil..... Free	181	400	" tar dyes..... "	172	372
Chip hats, &c.....	112	142	" tar..... "	172	370
" hoods, unfinished..... Free	175	385	" " base or salt for mfr. coal tar dyes..... Free	172	370
" plaits..... "	172	369	Coated papers.....	138	242
Chipped glass.....	108	130	" tape and textile.....	136	226
Chloralum..... Free	173	374	Coatings, wool.....	160	332
Chloride of lime..... "	173	374	Coat linings, unfinished, &c.....	162	338
Chlorine..... "	172	373	Coats, fur.....	108	126
Chloroform.....	98	78	Cobalt, oxides of..... Free	172	370
Chocolate paste or liquor, not sweet..	92	44	Cocaine.....	98	70
" " sweet.....	92	44	Cochineal..... Free	173	374
" preparations in powder.....	92	44	Cocoa beans, not roasted, &c.... "	169	360
" " N.O.P.....	92	46	" butter.....	92	44
Chrome steel.....	124	184	" carpeting, &c.....	92	42
Chromos.....	84	14	" nuts.....	92	42
" advertising.....	84	14	" paste or liquor, not sweet.....	92	44
Chronometers for ships..... Free	172	369	" " sweet.....	92	44
Church vestments.....	90	40	" preparations in powder.....	92	44
Churns, earthen.....	100	80	" " N.O.P.....	92	46
" wood.....	160	328	" shells and nibs.....	92	44
Cider.....	92	40	Cocanut, desiccated.....	92	44
Cigar and cigarette holders, &c.....	156	314	" oil, for mfr. of soap... Free	181	400
Cigars.....	156	312	Cocoboral..... "	168	353
Cigarettes.....	156	312	Codfish.....	102	96
Citron rinds in brine..... Free	169	359	" from Newfoundland..... Free	167	350
Clapboards, pine and spruce.....	168	353	Cod liver oil.....	104	106
Clasps for purses, chatelaines, &c....	130	206	Cod oil from Newfoundland..... Free	167	351
" not being jewellery.....	130	206	Coffee.....	92	46
Clay crucibles..... Free	172	371	" condensed with milk.....	92	46
" manufactures of.....	88	30	" green, imported direct.... Free	184	408
Clays..... Free	166	346	Coffins and metal parts.....	160	326
Cleavers.....	126	186	Coil chain.....	114	154
Cliff stone..... Free	166	346	Coins, cabinets of..... Free	183	403
Cloaks, fur.....	108	126	" British and Canadian.... "	184	412
Clock springs.....	132	208	" gold.....	184	412
" steel for..... Free	179	396	Coir and coir yarns.....	172	371
Clocks, keys and movements.....	92	40	Coke.....	172	370
Closets.....	82	6	" ground for electric batteries Free	172	370
Cloth, coated or sized for manufacture of sensitized blue or black print cloth.....	92	42	Collar and cuff buttons.....	88	30
" felt.....	160	334	Collars of cotton, &c.....	94	46
" oiled.....	136	226	" gas, &c.....	132	208
" window shade, in the piece....	158	326	" lace.....	102	92
Cloths, wool.....	160	332	Cologne, alcoholic.....	148	284
			Coloured glass in sheets.....	108	130
			Colours.....	136	232
			" dry.....	136	232

SESSIONAL PAPER No. 11

INDEX TO IMPORTS—*Continued.*

Articles.	Summary Statement.	General Statement.	Articles.	Summary Statement.	General Statement.
C	Page, part 1.	Page, part 2.	C	Page, part 1.	Page, part 2.
Colours, ground in spirits.....	138	236	Corn, syrup.....	154	308
" metallic.....Free	172	370	Cornice poles, window.....	158	324
Columns, iron or steel.....	116	158	Cornish and belted rolls.....	118	160
Comb blanks, celluloid.....	90	36	Cornwall stone.....Free	166	346
Combs.....	94	48	Corrugated sheets, iron or steel.....	122	174
Comforters, bed.....	160	334	" tubes for marine boilers.....Free	180	397
Common colourless window glass.....	108	130	Corset clasps, busks, &c.....	94	52
Common or laundry soap.....	146	274	" eyelets.....Free	175	384
Communion sets.....Free	172	370	" and crinoline wire, wire for ".....	179	396
Compasses for ships.....Free	172	369	Corset steels, steel for.....Free	179	396
Competition, articles for.....	183	406	Corsets.....	94	50
Composition, knife and other.....	140	252	Costumes, theatrical.....	94	52
" metal for jewelry, &c.....	130	206	Cottolene.....	142	256
" nails and spikes.....	118	166	Cotton, manufactures of.....	94	52
" ornaments.....	102	88	" " N.O.P.....	96	64
Compressors, air.....	118	160	" and wool, absorbent.....	82	4
Condensed milk.....	132	214	" cordage.....	94	48
" mince meat.....	126	190	" duck for hose pipe.....Free	172	371
Cones, paper, for winding yarn..Free	181	401	" fabrics.....	94	52
Confectionery.....	154	308	" rags.....Free	182	402
Consuls General, articles for....Free	183	406	" seed cake and meal.....	181	399
Copal gum.....	173	376	" " crude for refining....	185	413
Copper and manufactures of.....	94	48	" " oil.....	136	222
" anodes.....	130	204	" " canning fish.....	181	400
" black oxide of for the manu- facture of chlorate and colours.....Free	179	394	" thread for incandescent gas mantels.....Free.	172	371
" in bars or rods.....	176	389	" waste, machined.....	158	322
" manufactures of, N.O.P.....	94	48	" wool or raw cotton....Free	169	360
" old, scrap.....Free	176	389	" yarn, No. 40 and finer..	182	404
" oxides of.....	172	370	" " for shoe laces.....	182	404
" pigs, ingots or blocks....	176	389	" warps.....	96	56
" precipitate of crude.....	173	374	Counterpanes, linen.....	106	110
" rollers for calico printing.	176	389	Coutilles, cotton, for corsets.....	94	54
" shells, stereotypes, &c.....	132	212	Covered buttons, metal parts for manu- facture of.....	132	210
" " " " " Free	180	396	" wire.....	124	180
" strips, sheets or plates....	176	389	Covers and cases, gun and pistol....	110	138
" sub-acetate of, dry.....	174	382	Cranberries.....	108	122
" sulphate of.....	174	381	Cranes.....	118	160
" tubing.....	176	389	Crapes, black.....	96	66
Copperas.....	174	381	Cream coloured earthenware.....	100	80
Cordage.....	94	48	" separators and steel bowls for.....Free	176	389
" machinery not made in Can- ada.....Free	178	394	" separators, articles for mfg. "	176	389
Cordials.....	148	280	" sizing.....	88	30
Cordovan leather, dressed, &c.....	128	196	" of tartar.....Free	173	374
Cords, fancy.....	102	90	Creosoted boards, &c.....	168	352
" hair.....	112	140	" timber.....	168	352
" uncoloured cotton.....	96	64	Crochet cotton thread.....	96	58
" wool or worsted yarn for..Free	183	405	Crocks, earthen.....	100	80
Coriander seed.....	174	379	Crop ends, iron or steel (scrap).....	124	182
Cork matting and carpets.....	136	226	Crossings for railways.....	122	174
" wood unmanufactured....Free	167	351	Crowbars.....	126	186
" corkwood or bark, manufac- tures of.....	94	50	Crucibles, clay, plumbago or sand..Free	172	371
Corks, over $\frac{3}{4}$ -inch in diameter.....	94	50	" platinum.....	172	371
" $\frac{3}{4}$ -inch and less in diameter....	94	50	Crucible sheet steel for knives....	179	395
Corns.....Free	170	360	" cast steel wire.....	124	178
Corn, broom.....	169	359	" " " " Free	180	397
" canned.....	156	318	Crushers, grain.....	116	160
" cracked, evaporated or dried...	86	26	" ore and rock.....	118	160
" Indian, for distillation.....	86	24	Cryolite.....Free	166	348
" " not for distillation.Free	170	362	Crystal glass tableware.....	108	128
" meal.....	86	26	Cubic nitre.....Free	174	380
" starch.....	152	298	Cudbear, extract of.....	173	377

SESSIONAL PAPER No. 11

INDEX TO IMPORTS—*Continued.*

Articles.	Summary Statement	General Statement	Articles.	Summary Statement	General Statement
E	Page, part 1.	Page part 2.	F	Page, part 1.	Page, part 2.
Edging knives	114	148	Fabrics, cotton.....	94	52
Effects left by bequest... Free	183	405	" coloured.....	94	54
" settlers.....	184	409	" uncoloured, scrims, &c.....	96	64
" of subjects dying abroad ..	183	405	" flax, bleached ..	106	112
Eggs.....	100	84	" " printed, dyed or coloured	106	114
" fish, for propagating..... Free	167	350	" " unbleached	106	112
Egg yolk and albumen.....	98	70	" silk, N.O.P.....	146	268
Elastic.....	100	84	" and mfrs., wool, N.O.P.	162	338
" webbing for artificial limbs. Free	171	365	Facings, foundry.....	106	116
Electric apparatus and batteries.....	109	86	Fancy boxes, cases, &c.....	102	88
" carbons	100	84	" feathers	102	92
" batteries, brass cups for.. Free	176	387	" goods.....	102	88
" light fixtures	132	208	Fanning mills.....	116	160
Electric motors, &c.....	100	86	Fans.....	102	90
Electro-plated ware.....	110	136	Farm rollers.....	112	146
Electrotypes and matrices for	132	212	Farm wagons ..	84	32
Electrotypes, newspa. and book.. Free	180	396	Farina.....	152	298
Elmy gum.....	173	376	Fashion plates..... Free	174	383
Elixirs, alcoholic.....	148	284	Fasteners, glove and shoe lace.. "	175	384
Embossing machines.....	118	164	" for purses, &c.....	130	206
Embroideries, cotton, white.....	94	52	Feathers, artificial, for hats.....	102	90
" linen	106	108	" bed and other, N.O.P.....	102	94
" N.O.P.....	160	86	" fancy.....	102	92
Embroidery silk.....	146	270	Featherbone	102	94
Emery, in bulk. Free	166	347	Feed cutters.....	118	162
" paper and cloth.....	144	262	Felspar..... Free	166	346
" wheels and mfrs. of emery... ..	100	86	Felloes, hickory or oak... ..	167	351
Enamelled carriage oil cloth.....	136	226	Felt, adhesive.....	174	383
" glass.....	108	130	" board for gun wads.....	175	385
" iron or steel ware.....	124	178	" cloth.....	160	334
" leather.....	128	196	" hats, caps and bonnets	112	142
Enamel sizing.....	88	30	" board.....	138	238
Engines.....	116	154	" pressed	162	342
" portable ..	118	162	Fence posts..... Free	167	352
" traction, for farm purposes ..	118	162	Fencing foils and masks.....	124	184
Engraved plates and engraver's			" steel strip and wire for.. Free	179	395
plates.....	140	252	" wire	124	180
Engravings.....	84	14	" " barbed	180	397
Entomological specimens..... Free	183	408	Fennel and fenugreek seed.....	174	379
Envelopes.....	138	238	Ferns.....	140	248
Esparto grass	169	360	Ferro-manganese.....	116	158
Essences, alcoholic.....	148	284	Ferro-silicon	116	158
Essential oil.....	136	224	Fertilizers, manufactured.....	102	96
Ethereal fruit essences.....	148	284	" phosphate rock..... Free	166	348
Ether, nitrous.....	150	286	" unmanufactured	174	383
" sulphuric.....	98	78	Ferment cultures for butter-mak-		
Ethyl alcohol.....	148	280	ing..... Free	173	375
" " to be denatured for arts,			Fibre, flax and flax tow ..	170	360
&c..... Free	182	403	" indurated, &c.....	102	96
Exhibition, articles for	183	406	" Mexican, isth. or tampeco.. Free	170	360
Explosives.....	110	138	" vegetable, N.O.P.....	170	360
" glycerine for..... Free	173	375	Field rollers	112	146
Express parcels.....	100	88	Figs.....	106	116
Extracts, alcoholic.....	148	284	Figured glass ..	108	136
" of archill and cutbear.. Free	173	377	" window glass.....	108	130
" camwood and sumac ..	173	374	Files	126	188
" of meats.....	142	256	Fillers (paints).....	138	234
Extract of indigo	173	376	" liquid.....	138	234
" logwood, fustic, &c.....	173	375	Fillets of cotton and rubber for the		
" malt	130	202	manufacture of card clothing... Free	174	383
" of saffron and safflower... Free	174	379	Films, photographic.....	138	236
Eye bar blanks, flat—iron or steel... ..	116	156	Firearms, other.....	124	184
Eye glasses and frames.....	136	228	Fire brick..... Free	172	368
Eyelets and eyelet hooks, metal.			" clay.....	166	346
Free	175	384	Firecrackers.....	102	96

INDEX TO IMPORTS—*Continued.*

Articles.	Summary Statement.	General Statement.	Articles.	Summary Statement.	General Statement.
F	Page, part 1.	Page, part 2.	F	Page, part 1.	Page, part 2.
Fire engines.....	116	156	Flour, buckwheat.....	86	26
" extinguishing machines and sprinklers	116	156	" damaged.....	88	28
Fireproofs (paints).....	138	234	" malt.....	130	202
Fireworks	102	96	" rice and sago.....	86	20
Fisheries, hooks for	175	383	" rye.....	86	26
" lines, nets, &c., for "	175	383	" tapioca.....	86	22
" other articles, produce of, N.E.S.	104	108	" wheat.....	86	26
" other articles, produce of Newfoundland.....Free	167	351	Flower or French odours.....	142	252
Fishing bait, hooks, &c., sportsmen's	156	316	Flowers, artificial, for hats....	102	90
Fishing rods.....	160	326	" crude drugs..... Free	174	382
Fish.....	102	96	Flues for marine boilers..... "	180	397
" and fish eggs for propagat...Free	167	350	Fluid beef, not medicated.	142	258
" from Newfoundland "	167	350	Fluorspar.....Free	166	346
" anchovies and sardines.....	104	102	Fly books	140	252
" bait.....	104	100	" hooks.....	156	316
" canning, cotton-seed oil for.Free	181	400	Fodders or feed cutters.....	118	162
" cod, haddock, ling, pollock.....	102	96	Foils, fencing	124	184
" fresh or dried in barrels	104	104	Folders, advertising	84	12
" halibut.....	102	96	Folding machines	118	164
" herrings.....	102	96	Folia digitalis, unground. Free	173	375
" lobsters.....	104	160	Foods, cereal, prepared	86	26
" mackerel	104	98	Foots..... Free	170	362
" nets, sportsmen's.....	156	316	Forgings, iron or steel.....	116	158
" offal or refuse and skins....Free	166	349	Forks, pronged.....	112	146
" oil from Newfoundland.... "	167	351	" steel, N.O.P.....	124	182
" " cod-liver.....	104	166	Fossils.....Free	166	347
" " whale and spermaceti.	104	106	Foundry facings.....	106	116
" " other, N.O.P.....	104	106	Fowls, domestic, pure bred.....Free	168	355
" olive oil for canning.....Free	181	400	Frames, picture and photograph....	140	246
" oysters.....	104	98	" for purses, chatelaines, &c....	130	206
" prepared or preserved.....	104	106	" spectacle and eye-glass.....	136	228
" preserved in oil, N.O.P.....	104	104	Freight rates.....	84	10
" salmon.....	104	100	" wagons.....	88	34
" sea, other.....	104	98	French or flower odours.....	142	252
" skins, taxidermic..... Free	183	407	" mustard, liquid	134	220
" smoked and boneless.....	104	102	Fresh meats, other.....	142	260
" all other, not in brls.....	104	104	Fringe, bullion or gold.... Free	172	369
" " pickled, in brls.....	104	106	Fringes	102	90
Fish-plates, railway.....	120	168	" wool or worsted yarn, for.Free	183	465
Fittings for pipe, iron.....	116	156	Frogs for railways	122	174
" earthenware.....	88	28	Fruit, artificial, for hats.....	102	90
Fixtures or parts of, gas, &c.....	132	208	" essences, alcoholic	148	284
Flagstones	152	300	" green..... Free	170	361
Flannels	160	334	" juices	130	200
Flasks, glass.....	108	128	" trees, other, seedling, for graft- ing.....Free	170	363
Flat cars.....	90	34	" candied	154	308
" eye bar blanks.....	116	156	" canned	108	124
Flavouring powders.....	154	308	" crude, drugs	174	382
Flax fabrics.....	106	112	" dried.....	106	116
" fibre and tow	170	360	" " all other, N.O.P.....	106	118
" machinery not made in Canada "	178	394	" green	108	122
" hemp and jute	106	108	" " all other, N.O.P.....	108	124
" in frs. cf, N.O.P.....	106	114	" plants, N.O.P.....	140	250
" seed	144	264	" preserved in spirits	108	124
" " oil.....	136	222	Fuel oil..... Free	181	400
Flint, and ground flint.....Free	166	347	Fuller's earth, in bulk. "	166	347
" paper.....	144	262	Furniture.....	108	126
Flooring, mosaic, tiles or blocks for..	100	82	" springs.....	132	206
Floor oil cloth.....	136	226	Fur skins, dressed.....	108	126
Florist stock..... Free	170	360	" not dressed.....Free	169	356
"	140	248	" the produce of marine ani- mals.....Free	166	349
Floss silk.....	146	270	Furs, hatters'..... "	169	357
			" and manufactures of	108	126

SESSIONAL PAPER No. 11

INDEX TO IMPORTS—*Continued.*

Articles.	Summary Statement.	General Statement.	Articles.	Summary Statement.	General Statement.
F	Page, part 1.	Page, part 2.	G	Page, part 1.	Page, part 2.
Fuse heads for electric fuses.....Free	175	384	Glass, tubing, for mfr. of incandescent		
Fuses.....	108	126	lamps, &c.....	100	84
Fusil oil.....	148	278	" table ware.....	108	128
Fustic, extract of.....Free	173	375	Glauber salts.....	98	78
" ground..... "	173	377	Globes, geographical, &c.....Free	175	384
			" glass.....	108	128
			Globules, iron for polishing glass.Free	175	385
			Glove fasteners, metal..... "	175	384
			" leathers.....	128	194
			Gloves.....	110	134
			Glucose sugar or syrup.....	154	308
			Glue.....	98	72
			Glycerine.....	98	72
			" crude for refined glycerine		
			Free.....	173	375
			Glycerine for explosives..... "	173	375
			Goats, improvement of stock.... "	168	355
			Goat hair, washed only.... "	169	359
			" skins.....	128	194
			Gold-beaters' moulds and skins..Free	175	384
			Gold anodes.....	130	204
			" bullion.....Free	184	412
			" coins..... "	184	412
			" fringe..... "	172	369
			" leaf.....	110	134
			" liquid paint.....	136	232
			" manufactures of, N.O.P.....	110	134
			" mining appliances.....Free	178	393
			" sweepings..... "	175	384
			Gongs.....	82	8
			Gooseberries.....	108	122
			Gooseberry bushes.....	110	248
			Governor General, articles for...Free	183	406
			Grafting, seedling stock for.... "	170	363
			" other stock for, N.O.P.. "	170	360
			Grains, crude drugs..... "	174	382
			" artificial for hats.....	102	90
			Grain crushers.....	116	160
			" flour or meal, damaged.....	88	28
			" and products of.....	86	22
			" molasses.....	130	202
			Gramophones and records.....	134	218
			Granite.....	152	300
			" iron sand, &c., for polish'g.Free	175	385
			" iron or steel hollow-ware.....	124	178
			" manufactures of.....	152	300
			Grapes.....	108	122
			Grape fruit.....Free	170	361
			" sugar.....	154	303
			" vines.....	140	248
			Graphophones and records.....	134	218
			Grass, Esparto, Spanish & other. Free	169	360
			" hats, &c.....	112	142
			" hoods, unfinished.....Free	175	385
			" manilla..... "	170	362
			" plaits or braids..... "	172	369
			Gravels..... "	166	347
			Grease, axle.....	110	136
			" degras, &c.....Free	169	356
			" rough, for soap..... "	169	356
			Grindstones.....	152	300
			Ground paints, N.O.P.....	138	234
			Guano and animal manures.....Free	169	356
			Guavas..... "	170	361
			Gun, amber, arabic, &c..... "	173	376

INDEX TO IMPORTS—*Continued.*

Articles.	Summary Statement.	General Statement.	Articles.	Summary Statement.	General Statement.
	Page, part 1.	Page, part 2.		Page, part 1.	Page, part 2.
G			H		
Gum, British.....	88	30	Harvesters.....	112	146
" camphor.....	98	72	Hat boxes.....	156	316
" opium, crude.....	98	72	" shapes and crowns.....	142	144
" other, N.O.P.....	98	74	Hatchets.....	126	186
" sweetened.....	154	308	Hats, caps and bonnets.....	112	142
" and gum resins, crude.... Free	174	382	" fur.....	108	126
Gumwood.....	168	352	Hatters' bands, bindings, &c.... Free	175	384
Gun barrels, rough.....	176	390	" furs.....	169	357
" blocks, rough.....	167	352	" irons.....	120	170
" cartridges.....	110	138	" plush..... Free	175	385
" covers and cases.....	110	138	Hay.....	112	144
Gunpowder and explosives.....	110	136	" knives.....	114	146
Guns and air guns.....	124	184	" loaders.....	112	146
Gun wads.....	110	138	" rakes.....	160	328
" felt board for..... Free	175	385	" tedders.....	114	146
Gut, cat and worm, unmanufac- tured..... Free	169	355	Head lights.....	132	210
Gutta percha and India rubber.....	112	138	Heads, flanged and dished for gas buoys..... Free	177	390
"..... Free	182	403	Heads, leather or rubber, for whips Free	182	403
" for the manufacture of music rolls..... Free	185	412	Heading bolts, N.O.P.....	167	351
Gutta-percha waste.....	182	403	" and stove bolts in the rough "	160	328
Gypsum.....	140	250	Hearth mats and rugs.....	162	342
" crude..... Free	165	317	Heirlooms, left by bequest.... Free	183	405
H			Hemlock bark.....	167	351
Haddock.....	102	96	Hemp bags or sacks.....	106	108
" from Newfoundland.... Free	167	350	" carpeting, matting, rugs.....	106	108
Hair, braids, chains, cords.....	112	140	" other mfrs. of.....	106	114
" of camel, alpaca, &c., washed only..... Free	169	359	" paper for shot shells.... Free	175	385
" cloth.....	112	142	" rags.....	182	402
" curled or dyed.....	112	140	" seed.....	141	264
" horse..... Free	169	357	" dressed or undressed.... Free	170	362
" manufactures of, other.....	112	140	" varn.....	175	386
" mattresses.....	130	204	Henriettas, unfinished, &c.....	162	338
" oil.....	140	244	Herbs, crude drugs..... Free	174	382
" unmanufactured..... Free	169	356	Herrings.....	102	96
" washes, alcoholic.....	148	284	" from Newfoundland.... Free	167	350
Halibut.....	102	96	Hickory.....	168	352
" from Newfoundland.... Free	167	350	" billets.....	167	351
Hammers.....	126	186	" felloes.....	167	351
Hammocks.....	156	316	" handles of.....	160	328
Hams.....	142	256	" for spokes of wheels.... Free	167	351
Hand carts.....	90	34	Hides, raw.....	169	357
Hand made carpets.....	162	342	Hinge tubes for mfr. of stoves.....	122	174
Handkerchiefs, cotton.....	94	56	Hinges, iron or steel.....	114	152
" linen.....	106	110	" T and strap, iron or steel....	124	180
" silk.....	146	268	Hoes.....	114	146
Handle bolts..... Free	167	351	Hogs.....	82	2
Handles, ash.....	160	326	Hollands, tailors', of cotton.....	94	54
" hickory.....	160	328	" " of linen.....	106	112
" cutlery, celluloid, for.....	90	36	Hollow blocks for artificial limbs. Free	171	365
" shovel.....	160	326	Hollow-ware, iron or steel.....	121	178
" umbrella, &c.....	160	330	Hominy.....	86	26
Hangings of wall paper and borders..	138	238	Homo steel wire for mattresses.. Free	179	395
Hardware.....	116	158	Honey.....	112	144
Harness dressing.....	82	8	Hoods, unfinished..... Free	175	385
" leather.....	128	194	Hoofs, unmanufactured.....	169	357
" of leather.....	128	198	Hooks for fisheries.....	175	383
Harnessmakers' hardware.....	116	158	" fishing—sportsmen's.....	156	316
Harness soap.....	146	276	" reaping.....	114	148
Harrows.....	112	146	Hoop iron or steel.....	120	170
			" " over 3½c. per lb....	126	186
			" " " " Free	177	390
			" " No. 14 gauge.....	177	391
			Hop poles.....	167	352

SESSIONAL PAPER No. 11

INDEX TO IMPORTS—Continued.

Articles.	Summary Statement.	General Statement.	Articles.	Summary Statement.	General Statement.
	Page part 1.	Page part 2.		Page part 1.	Page part 2.
H			I		
Hops.....	112	144	Iron, agricultural implements.....	112	144
Horn, horn strips and tips..... Free	169	357	" bars, hammered.....	116	158
Horse boots.....	128	198	" " rolled.....	114	152
" clothing, jute.....	106	110	" cast, scrap.....	114	154
" hair..... Free	169	357	" forgings.....	116	158
" powers, for farm purposes.....	118	162	" in pigs.....	116	160
" rakes.....	114	146	" pipe, cast.....	114	152
" shoes.....	116	158	" Russia.....	114	152
Horses.....	82	2	" sheets, coated.....	114	152
" for exhibition..... Free	168	355	" " flat galvanized.....	122	172
" improvement of stock.....	168	354	" " "..... Free	177	391
Hose, duck for.....	172	371	" tubing for bedsteads.....	177	391
" rubber.....	112	138	" " for carriage rails.....	177	391
Hub blocks..... Free	167	352	Iron or steel angles, &c.....	120	168
Hydrated oxide of ethyl.....	148	280	" bars &c. over 3½c per lb.	126	186
Hydraulic cement.....	90	38	" " "..... Free	177	390
Hydro-fluo-silicic acid..... Free	172	371	" barbed fencing wire.....	180	397
Hydrogen, peroxides of, solutions.....	98	78	" beams.....	120	168
Hymn books..... Free	171	366	" beams, &c., for ships Free	177	391
Hypo-chlorite of lime.....	173	374	" billets.....	116	158
Hypo-sulphite of soda for tann'g leather..... Free	174	380	" bridges or parts.....	116	158
I			" castings, rough.....	114	152
Ice..... Free	181	409	" hoop, band, &c.....	110	170
Ice creepers, steel for.....	179	396	" " "..... Free	177	391
Ice-land and other mosses.....	173	377	" ingots, blooms, &c.....	116	158
Illuminating oils.....	154	220	" manufactures of, N.O.P.....	126	188
Illustrated advertising matter.....	84	14	" mfrs. not made in Canada		
Implements, agricultural.....	112	144	for ships..... Free	177	392
" " N.O.P.....	114	150	" masts or parts of.....	177	391
" " parts of.....	114	150	" nail rods, Swedish.....	180	396
Incandescent gas burners.....	132	208	" nuts, washers, &c.....	124	180
" lamp bulbs for mfrs of incandescent lamps.....	100	84	" pipe, and lock joint pipe	122	176
Indian carpets.....	162	342	" pipe fittings.....	116	156
" corn for distillation.....	86	24	" plate for mfr. of boilers		
" " not for distillation.. Free	170	362	Free	177	390
" or corn meal.....	86	26	" plates or sheets.....	120	170
India rubber, manufactures of.....	112	138	" rails and bars.....	120	168
" " unmanufactured.. Free	182	403	" rods not less than 5/16 in.		
Indigo.....	173	376	for mfg. of chains. Free	177	390
" paste and extract.....	173	376	" rolled round wire rods		
Indurated fibre.....	102	96	Free	177	390
Ingot moulds.....	132	208	" rolls, chilled.....	120	170
Ingots, iron, steel and cogged....	116	158	" scrap, wrought.....	124	182
Ingrain carpets, two and three ply...	162	342	" old, recovered from wrecked vessels in Canada.....	177	392
Ink.....	112	144	" sheets, corrugated.....	122	174
" shoe.....	182	8	" " galvanized.....	122	174
Insects, crude drugs... Free	174	382	" skelp for mfr. of iron or steel pipe.....	122	174
Insoles, leather.....	128	198	" skelp, N.O.P.....	120	174
" not leather.....	86	16	" skelp, for the manufacture of tubes..... Free	185	412
Instruments, musical.....	134	216	" structural works, columns, shapes, sections.....	116	158
" optical, &c.....	136	226	" tubes and flanged heads for gas buoys..... Free	177	390
" surgical and dental.. Free	182	404	" tubing.....	122	174
" telegraph and telephone..	100	86	" brass covered for towel bars and bath tubs		
Insulators, electric.....	100	86	rails..... Free	177	391
Intersections for railways.....	122	174	" ware.....	124	178
Iodine, crude..... Free	173	376	" wire, N.O.P.....	124	180
Ipecacuanha, unground.....	173	375	" " galv. 9-12-13 g.. Free	180	398
Iris, unground.....	173	375			
Iron, acetate and nitrate of.....	173	376			
Iron and steel and manufactures of..	112	144			

INDEX TO IMPORTS—*Continued.*

Articles.	Summary Statement.	General Statement.	Articles.	Summary Statement.	General Statement.
I	Page, part 1.	Page, part 2.	K	Page, part 1.	Page, part 2.
Iron or steel wire covered	124	180	Knitted goods	126	190
" " woven, &c.	124	180	" and underwear, wool. .	160	334
Iron liquor. Free	173	376	Knitting, machines for	118	164
Irons, sad, &c.	120	170	" yarn, cotton	96	56
Iron sand or globules or shot, &c. Free	175	355	Knife blades or blanks, etc., in the		
Iron stoneware.	100	82	rough, not handled, etc.	126	188
Iron, sulphate of. Free	174	381	Knives, edging.	114	148
Isinglass.	98	72	" hay or straw.	114	146
Istle fibre. Free	170	360	" mowers and reapers steel for		
Italian cloths, unfinished, &c.	162	335	Free	179	395
" linings.	162	338	" pocket	124	182
Ivories, piano key	175	385	steel, N.O.P.	124	182
Ivory black	175	386	Kodaks, brass and aluminum parts ..	136	228
" dice, draughts, chessmen.	102	92	Kryolite	166	348
" manufactures of, N.O.P.	126	190			
" nuts, vegetable. Free	167	352			
" unmanufactured	169	357			
" vaccine points.	184	410			
J			L		
Jack knives	124	182	Labels,	84	12
Jacquards, unfinished	162	338	" woven, silk spun for. Free	169	358
Jalap, unground	173	375	Lac, crude, seed, &c.	173	376
Jams.	126	190	Lace, white, &c., cotton	96	62
Japanese carpets.	162	342	" " linen	106	108
Japaned leather	128	196	Laces, boot, shoe and stay	86	16
" tinware	156	310	" and lace collars, net, &c.	102	92
Japan and japan driers, N.O.P.	156	318	" shoe and corsets, tagging metal		
Jars, glass.	108	128	for. Free	180	396
Jeans, cotton, for corsets.	54	54	" shoe, cotton yarn for.	182	404
Jellies.	126	190	Lacquers, N.O.P.	156	318
Jelly powders	154	308	" spirit.	138	236
Jewellery	126	190	Lactate (antimony)	172	373
" cases for.	102	90	Lag screws.	122	172
" composition metal for.	130	206	Lager beer	82	2
Juices, lime and fruit.	130	200	Lamb, fresh.	142	258
" " crude. Free	175	386	" skins.	128	194
" quassia	173	378	Lampblack. Free	175	386
June buds	140	248	Lamp chimneys, glass	108	128
Junk, old	175	385	" shade blanks, celluloid.	90	36
Jute bags and sacks.	106	108	" springs	132	208
" carpeting, matting, rugs.	106	108	Lampwicks, cotton.	96	60
" cloth.	106	114	Lamps	132	210
" cloth as taken from the loom. Free	175	385	Land sides. Free	178	394
" canvas.	175	386	Lanterns	132	210
" and jute butts	170	362	" acetylene gas, for gas buoys		
" manufactures of, N.O.P.	106	116	Free	177	390
" rags. Free	182	402	" magic and slides.	130	202
" tapestry	106	114	Lard and lard compound.	142	256
" yarn	175	386	" oil.	134	220
			Lashes, whip.	158	324
K			Last blocks, rough. Free	167	352
Kainite. Free	173	376	Lastings, mohair, for buttons.	175	386
Kangaroo leather, dressed, &c.	128	196	Lasts of wood	160	328
Kartavert.	102	96	Laths. Free	168	354
Kaurie gum	173	376	Launches, pleasure	126	192
Kelp.	175	386	Laundry blueing	82	8
Kerosene oil.	134	220	Laundry soap	146	274
Keys, clock and watch.	92	40	" tubs.	82	6
Kid skins.	128	194	Lava, or other tips.	132	208
Kitchen hollow-ware	124	178	Lavatories	82	6
Knife and other polish.	140	252	Lavender waters, alcoholic.	148	284
			Lawn mowers	114	148
			" tennis nets.	156	316
			Lawns, cotton.	96	64
			Lead and manufactures of.	128	192
			" manufactures of, N.O.P.	128	192

Articles.	Summary Statement.	General Statement.	Articles.	Summary Statement.	General Statement.
L	Page, part 1.	Page, part 2.	L	Page, part 1.	Page, part 2.
Lead nitrate and acetate of.....Free	173	376	Liquors, alcoholic, N.O.P.....	148	282
" pencils	140	244	Litharge..... Free	166	348
" red, dry	136	234	Lithographed advertising matter....	84	14
" "	172	370	Lithographic presses and type making accessories for.....	118	164
" tea..... "	170	392	Lithographic stones, not engraved...	130	200
" white, dry.....	136	232	Litmus and lichens	173	377
" " ground in oil	136	232	Loaders, hay.....	112	146
Leather board, leatheroid and manufactures	138	238	Loading tools	110	138
" dressing	82	8	Lobsters.....	104	100
" grease and degreas for dressing	169	356	" from Newfoundland.... Free	167	351
" and manufactures of.....	128	194	Lock joint pipe.....	122	176
" manufactures of, N.O.P.....	128	298	Locks	116	160
" and skins, all other, N.O.P..	128	196	Locomotive wheel tires, steel, rough Free	177	391
Leaves, artificial for hats.....	102	9	Locomotives for railways.....	114	154
" crude drugs	174	382	Locust beans and meal..... Free	170	362
Leeches..... "	169	358	Logs..... "	167	352
Leghorn hoods, unfinished "	175	385	Logwood, extract of..... "	173	375
Lemon rinds in brine..... "	169	359	" ground..... "	173	377
Lemons	170	361	Looking glass, German.....	110	132
Lenos, cotton.....	96	64	Loops, or other forms, iron or steel...	116	158
Lenses, eye-glass	136	228	Lotions, alcoholic	148	284
" and shutters for manufacture of cameras..... Free	175	386	Lubricating oil.....	136	224
Letters for signs.....	146	268	Lumber	168	352
Life boats and life-saving apparatus Free	175	386	" other..... "	168	353
Ligatures, catgut for.	169	355	Lustres	162	338
Lignum vitæ..... "	168	353	M		
Lilacs, pot grown	170	360	Macaroni.....	86	20
Limbs, artificial..... "	171	365	Mace.....	148	278
Lime	128	200	Machine card clothing.....	130	200
" chloride of..... Free	173	374	Machinery.....	116	160
" juice.....	130	200	" all other, N.O.P.....	118	166
" " crude..... Free	175	386	" of dredges for alluvial gold mining..... Free	178	393
" sulphate of, crude..... "	166	347	" beet root sugar..... "	178	393
Limes.....	170	361	" for carding, spinning, &c..	118	164
Linen bags or sacks.....	106	108	" linen, not made in Canada Free	178	394
" blouses and shirtwaists.....	106	114	" mining, &c..... "	178	392
" clothing.....	106	112	" rifle manufacturing, for govt..... Free	178	393
" damask, &c.....	106	110	" smelting and refining. "	178	392
" duck for hose pipe..... Free	172	371	" steel balls for. . . .	126	186
" machinery, not made in Canada..... Free	178	394	" " Free	172	395
" shirts.....	106	114	" well drilling..... "	178	393
" thread.....	106	114	Machine, threshing outfits	118	162
" yarn for manfr. of towels. Free	183	404	Machines, briquette making.... Free	178	393
Lines for fisheries..... "	175	383	" fire extinguishing.....	116	156
Ling.....	102	96	" mowing.....	114	148
" from Newfoundland..... Free	167	350	" nailing, twisted wire for Free	180	398
Linings, carpet	90	36	" portable.	118	162
" chimney.....	88	28	" " all other and parts	118	162
Link belting..... Free	176	388	" binding, folding, &c....	118	161
Links, chain.....	114	154	" sewing and parts.....	118	162
Linoleum.....	136	226	" " attachments for. Free	179	395
Linseed oil.....	136	222	" strength testing.....	122	172
" oil cake and meal. . . . Free	181	399	" type casting and setting...	118	164
Lint, &c., antiseptic	82	4	" typewriting	118	164
Liqueurs	148	280	" washing	118	166
Liquid paint, N.O.P.....	138	234	Mackerel	104	98
" soap	146	274			
Liquorice.....	98	74			
" root, unground Free	173	375			
Liquors	148	278			

INDEX TO IMPORTS—Continued.

Articles.	Summary Statement.	General Statement.	Articles.	Summary Statement.	General Statement.
M	Page, part 1.	Page, part 2.	M	Page, part 1.	Page, part 2.
Magazines	Free 181	399	Medicines	96	68
Magic lanterns and slides	150	202	" alcoholic	148	284
Magnesia	98	74	Melado	152	304
Magnesite	Free 166	346	Melons	156	318
Mahogany	168	352	Memorial window glass	108	130
" veneers of	160	330	Menageries	Free 184	410
Malleable sprocket chain	Free 176	388	Mescal	148	280
Malt	130	202	Metal composition for jewellery, &c	130	206
" extract of	130	202	" N.O.P., and manufactures of	130	204
" flour	130	202	" parts for mfr. of covered buttons	132	210
Manganese, oxide of	Free 173	377	Metal plated for watch cases, &c	130	206
Mangoes	170	361	" for type	132	212
Mangold seed	170	363	" tagging	Free 180	396
Manilla grass	170	362	" yellow	180	398
" hoods, unfinished	175	385	Metals	176	387
" plaits or braids	172	369	" reducing, cyanogen for	173	374
" rope for lobster traps	175	383	Metallic elements and tungstic acid imported for the manufacture of electric lamps	Free 177	391
Mantels, gas	132	208	Meters, gas	132	208
Mantel stocking for gas light	100	84	Methyl alcohol, or methylated spirits	148	280
Manure spreaders	114	148	Mexican fibre	Free 170	340
" animal	Free 169	356	" saddle trees	176	387
" vegetable	170	362	Microscopes over \$50	182	404
Maple sugar and syrup	154	308	Milk condensed	132	214
Maps	84	12	Milk food	98	76
" manuscript and insurance	Free 171	368	Mill board	138	234
" and charts for the blind	171	367	" feed	86	24
Marble, and manufactures of	130	202	Millet seed	144	264
Marine boilers, corrugated tubes for Free	180	397	Milling cutters, steel blanks for	126	186
Masks, fencing	124	184	" " " Free	177	390
Mastic, gum	Free 173	376	Mills, fanning	116	160
Masts, iron or steel, or parts of	177	391	Mills, saw and planing, portable	118	162
Matches of wood	160	328	" stamp	118	160
Matrices for stereotypes, &c	132	212	Mince meat, condensed	126	190
" " " Free	180	396	Mineralogical specimens	Free 183	408
Matrix paper	181	401	Mineral oils	134	220
Mathematical instruments	136	226	Minerals	Free 166	348
Mats and matting, cocoa	92	42	Mineral soap	146	276
" " hemp or jute	106	108	" substances, N.O.P	134	214
" " rubber	112	140	" waters	134	216
" " straw	152	302	" " not in bottle	Free 166	348
" door or carriage	130	204	" wax	158	324
Mats and rugs, wool	162	342	Mining, gold, alluvial, appliances for Free	178	393
Matting, cork	136	226	" machinery	178	392
Mattocks and eyes or poles for	126	186	" powder	110	138
Mattresses	130	204	Miscellaneous articles, other	183	405
" steel wire for	Free 179	395	Mitts	110	134
Meal, buckwheat	86	26	Mixed acids	98	68
" damaged	88	28	Models of inventions	Free 184	409
" Indian or corn	86	26	" natural history	184	410
" locust bean	Free 170	362	Mohair fabrics	162	338
" oil cake, cotton seed and palm Free	181	399	" yarns	Free 183	404
Meats	142	256	Molasses	151	306
" canned	142	256	" " " Free	181	399
" dried, smoked or preserved	142	260	" for mfr. of stock food	181	399
" extracts of	142	258	Moquette carpets	162	340
" other	142	260	Morocco leather and imitations of	128	196
Meerschaum, crude	Free 166	348	" " skins for, tanned	128	196
Medals, collections of	183	408	Morphine	98	76
" of gold, silver, &c	176	387	Mosaic flooring	100	82
Medicinal preparations	98	74	Mosquito, nettings, cotton	96	64
" roots	Free 173	375	Moss, Iceland, and other	Free 173	377
" or medicated wines	148	284	Mother of pearl, unmanufactured "	166	349
Medicines	Free 172	371			

SESSIONAL PAPER No. 11

INDEX TO IMPORTS—*Continued.*

Articles.	Summary Statement.	General Statement.	Articles.	Summary Statement.	General Statement.
	Page, part 1.	Page, part 2.		Page, part 1.	Page, part 2.
M			N		
Motor cars for railways, &c.....	116	156	Nickel, silver, bars, rods, strips, &c. Free	179	394
" vehicles and parts.....	116	160	" " in ingots or blocks.. "	179	394
Motors, electric.....	160	86	Nitre, sweet spirits of.....	150	286
Mould boards.....Free	178	394	Nitric acid.....	98	68
Moulded glass tableware.....	108	128	Nitro-glycerine.....	110	138
Mouldings, wood.....	160	328	Nitrous-ether.....	150	286
Moulds, ingot and glass.....	132	208	Noils.....Free	181	399
" gold-beaters.....Free	175	384	Norsels, net.....	175	383
Movements, clock.....	92	40	Notes, bank and promissory, unsigned	84	10
" watch.....	158	322	Novels.....	84	10
Mower knives, steel for.....Free	179	395	Numerals for signs.....	146	268
Mowers, lawn.....	114	148	Nun's cloth, unfinished, &c....	162	338
Mowing machines.....	114	148	Nursery stock.....Free	140	250
Mucilage.....	134	216	Nutgalls and extracts of.....Free	173	377
Muffled glass, in sheets.....	108	130	Nutmegs.....	148	278
Muffs, fur.....	108	126	Nuts.....	106	118
Mule shoes.....	116	158	" all other, N.O.P.....	106	120
Muriatic acid.....	98	68	" candied.....	154	398
Mushroom spawn.....Free	170	364	" crude drugs.....Free	174	382
Musical instrument cases.....	140	252	" and blanks, iron or steel.....	124	180
" instruments.....	134	216	" ivory (vegetable).....Free	167	352
Musical instruments for the blind.Free	182	404	O		
" " other.....	134	218	Oak.....Free	168	352
Music, printed.....	84	14	Oak bark, ground.....	173	377
" for mechanical players.....	84	14	" " extract of.....	173	375
Muskets.....	124	184	" felloes.....	167	351
Musk, in pods or in grains.....Free	169	358	" spokes.....	167	351
Muslins, cotton.....	96	64	" veneers of.....	160	330
Mustard.....	134	220	Oatmeal.....	86	26
" seed.....Free	170	361	Oakum.....Free	181	399
Mutton, fresh.....	142	258	Oar blocks, rough.....	167	352
N			Oats.....	86	24
Nails, brass.....	86	16	Oats, rolled.....	86	26
" copper.....	94	48	Obscured white glass.....	108	130
" iron or steel.....	114	154	Ochres and ochrey earths.....	136	231
" composition.....	118	166	Oils.....	134	220
" cut.....	118	166	".....Free	181	399
" iron or steel wire, N.O.P.....	118	166	" aniline, crude.....	172	372
Nail rods, Swedish iron or steel..Free	180	396	" animal.....	134	220
Naphtha, wood.....	118	280	" asphaltum.....Free	181	400
Napkins, cotton.....	96	58	" cocoanut, palm, &c., for mfr. of soap.....Free	181	400
" linen.....	106	110	" cod liver.....	104	106
Natural history, specimens, &c..Free	184	410	" cod, seal and fish, other, from Newfoundland.....Free	167	351
Navy, articles for.....	183	406	" cotton seed.....	181	400
Natsfoot oil.....	134	220	" " " crude for refining "	185	413
Nectarines.....	108	122	" essential.....	136	224
Needles.....	124	181	" fish, other.....	104	106
" surgical.....Free	182	404	" gasoline.....Free	181	400
Nets, fish and tennis.....	156	316	" illuminating, costing over 30c. per gallon.....	134	220
" for fisheries.....Free	175	383	" lubricating.....	136	224
" and nettings, lace.....	102	92	" mineral.....	134	220
Netting, iron or steel.....	124	178	" olive, N.O.P.....	136	222
Nevada silver, manufactures of.....	132	208	" " for soap, &c.....Free	181	400
Newspapers, &c.....Free	181	399	" palm, bleached.....	181	400
" partly printed.....	84	12	" peppermint.....	136	226
" stereotypes, &c., for....	132	212	" petroleum.....Free	181	400
Nickel, anodes.....	130	204	" rosin and chinawood.....	181	400
" bars, rods, strips, &c....Free	179	391	" rough grease for.....	169	356
" ingots or blocks.....	179	391			
" kitchen ware.....	124	178			
" plated ware, N.O.P.....	132	210			
" silver, manufactures of.....	132	200			

INDEX TO IMPORTS—Continued.

Articles.	Summary Statement.	General Statement.	Articles.	Summary Statement.	General Statement.
O	Page, part 1.	Page, part 2.	P	Page, part 1.	Page, part 2.
Oil, seal.....	104	105	Paintings and pastels.....Free	184	409
" vegetable.....	136	222	Paints, N.O.P.....	138	234
" whale and spermaceti.....	104	106	" and colours.....	136	232
" other, N.O.P.....	136	226	" ground in spirits.....	138	236
Oil barrels.....	160	326	Palms.....	140	248
" cake and meal.....Free	181	399	Palm leaf, unmanufactured.....Free	170	363
" cloth.....	136	226	" braids or plaits....."	172	369
" finish, N.O.P.....	156	318	" hoods, unfinished....."	175	385
" light fixtures.....	132	208	Palm nut cake and meal....."	181	399
" well drilling machinery.....Free	178	393	" oil, bleached....."	181	400
Oiled silk and cloth.....	136	226	" " and kernel, for soap.....	181	400
Oleographs.....	84	14	" spirits.....	148	280
" advertising.....	84	14	Pamphlets.....	84	10
Olive oil, N.O.P.....	136	222	" advertising.....	84	14
" for soap, &c.....Free	181	400	Paper and manufactures of.....	138	236
Olives, in brine.....	140	248	" and all materials of, for the manufacture of music rolls.....Free	185	412
Opaque glass in sheets.....	108	130	" all kinds, N.O.P.....	138	244
Operating tables, surgical.....Free	182	404	" cutting machines.....	118	164
Opium, gum, crude.....	98	72	" hemp for shot shells.....Free	175	385
" powdered.....	98	76	" manufactures of, N.O.P.....	138	240
Optical instruments.....	136	226	" matrix for printing.....Free	181	401
Orange mineral.....	136	234	" patterns, boot and shoe.....	138	240
" ".....Free	172	370	" photo, plain basic for sensitizing.....Free	181	401
" rinds in brine....."	169	359	" printing.....	138	240
Oranges.....	170	361	" sand, glass, flint, emery.....	144	262
Ore crushers.....	118	160	" tarred.....	138	242
Ores of metals.....Free	166	348	" tubes or cones for cotton yarn.....Free	181	401
Organ parts....."	182	402	" waste clippings....."	182	402
" players.....	134	218	" wrapping.....	138	244
Organs and parts.....	134	218	Paper yarn or twine to be woven into fabrics.....Free	181	401
Organzine, thrown (silk).....	146	270	Papeteries.....	138	242
Oriental carpets.....	162	342	Papier maché shoe buttons.....Free	172	369
Orleans, unfinished, &c.....	162	338	" ware.....	138	240
Ornamental window glass.....	108	130	Paraffine wax.....	158	322
Ornaments, alabaster, &c.....	102	88	" " candles.....	88	32
Orris root, unground.....Free	173	375	Parasols.....	156	316
Osier braids or plaits....."	172	369	" articles for manuf'g.....Free	179	395
Osiers, unmanufactured....."	170	363	" sticks or handles.....	160	330
Ostrich feathers.....	102	92	Parcels, express.....	100	88
Overcoatings, wool.....	160	332	" post office.....	142	254
Oxalic acid.....Free	172	371	" postal, prepaid.....	164	344
Oxides.....	138	234	Paris green, dry.....	138	234
" black copper for the manufacture of chlorate and colours.....Free	179	394	" white.....Free	166	349
" of cobalt, tin and copper, N.O.P.....Free	172	370	Passover bread....."	184	409
Ox shoes.....	116	158	Paste, adhesive.....	134	216
Oysters.....	104	98	Pastels.....	138	236
" seed and breeding.....Free	167	350	Pastes, tooth and other.....	140	244
P			Patent leather.....	128	196
Packages.....	136	228	Patterns, metal.....	132	210
" Canadian, returned.....Free	183	407	" paper, boot and shoe.....	138	240
" or parcels, post office.....	142	254	Paving blocks.....	152	300
Packing, rubber.....	112	140	" brick.....	88	28
Paddy, rice.....Free	170	363	Peaches.....	108	122
Pads, paper, not printed.....	138	240	Peach seedlings for grafting.....Free	170	363
Paeonias.....	140	248	" trees.....	140	248
Pails, wood.....	160	328	Peanuts, shelled.....	106	120
Painted glass.....	108	130	Pearl ash.....Free	173	378
Paintings.....	84	14	" ".....	98	76
" and pastels.....	138	236	" mother of, unmanf.....Free	166	349
			" and pot barley.....	86	22

SESSIONAL PAPER No. 11

INDEX TO IMPORTS—Continued.

Articles.	Summary Statement.	General Statement.	Articles.	Summary Statement.	General Statement.
P	Page, part 1.	Page, part 2.	P	Page, part 1.	Page, part 2.
Pearline.....	146	276	Pineapples.....	Free 170	362
Pearls and imitations of.....	142	254	Pine and coal pitch.....	" 172	370
Pears.....	108	122	" pitch.....	" 168	352
Pear seedlings for grafting.....	Free 170	363	" tar.....	" 172	370
Pear trees.....	140	248	Pins.....	132	212
Pease, N.O.P.....	86	24	Pipe, cast iron.....	114	152
Pease, seed, from G. B.....	Free 170	364	" clay.....	Free 166	346
Pecans.....	106	120	" fittings, iron.....	116	156
Pedometers.....	96	66	" iron or steel.....	122	176
Peel, candied.....	154	308	" lock joint, N.O.P.....	122	176
Peits, raw.....	Free 169	358	" wire bound, wooden, for gold mining.....	124	176
Pencils, lead.....	140	244	" wire bound, N.O.P.....	124	178
" slate.....	146	274	" lead.....	128	192
Penknives.....	124	182	" organs and parts.....	134	218
Pens and penholders.....	140	244	Pipes, drain and sewer.....	88	28
Peppermint oil.....	136	226	" tobacco, mounts, cases, &c.....	156	314
Percussion caps.....	110	138	Piqués, cotton.....	96	64
" coal cutters.....	118	160	Pistols.....	124	184
Perfumed preparations, N.O.P.....	140	244	Pistol cartridges.....	110	138
Perfumes, alcoholic.....	148	284	" covers and cases.....	110	138
Periodicals.....	84	10	Pitch bone, crude.....	Free 171	366
" advertising.....	84	14	" Burgundy.....	" 173	374
Peroxides of hydrogen, solutions.....	98	78	Pitch coal.....	" 172	370
Persian carpets.....	162	342	" pine.....	" 168	352
Persimmon wood.....	Free 168	353	" pine and coal.....	" 172	370
Persis.....	173	377	Plain glass in sheets.....	108	130
Pessaries.....	154	308	Plains or jacquards, unfinished.....	162	338
Petroleum, crude.....	134	220	Plaits for ornamenting hats.....	Free 172	369
" oil crude.....	Free 181	400	Planing mills, portable.....	118	162
" preparations of.....	100	78	Planks.....	160	330
" products of, N.O.P.....	134	220	".....	Free 168	352
Pharmaceutical preparations.....	98	74	" sawed or split.....	" 168	353
Pheasants.....	Free 169	358	Plans, building.....	84	14
Phials, glass.....	108	128	Plantains.....	Free 170	361
Philosophical apparatus for societies.....	Free 181	401	Plants and trees.....	140	248
" instruments.....	136	226	Plaster of Paris.....	140	250
Phonographs and records.....	134	218	" wall, prepared.....	140	250
Photographs.....	84	14	Plate, bridge, steel.....	126	184
Photographic dry plates.....	140	246	" glass.....	110	130
" " glass for.....	Free 175	384	" bent.....	110	132
" frames.....	140	246	" glass, bevelled.....	110	132
" instruments.....	136	226	" iron or steel, over 3½c. per lb.....	126	186
" paper and films.....	138	236	" ".....	Free 177	391
" paper, plain basic for sensitizing.....	Free 181	401	" " for mfr. of boilers.....	" 177	390
Phosphate, acid.....	98	68	Plated metal for watch cases.....	130	206
" rock (fertilizer).....	Free 166	348	" ware.....	110	136
Phosphor tin and bronze.....	132	206	" cases for.....	102	90
Phosphorus.....	Free 173	377	" nickel.....	132	210
Pianofortes and parts.....	134	218	Plates, Canada and terne.....	140	252
Pianos, mechanical and organ players.....	134	218	" engraved.....	140	252
Piano key ivories.....	Free 175	385	" iron or steel rolled.....	120	170
" parts.....	" 182	402	" plough and agricultural.....	Free 178	394
Pickles.....	140	246	" or sheets of steel cold rolled over 14 gauge.....	122	172
Picks and eyes or poles for.....	126	188	Platinum, crucibles.....	Free 172	371
Pictures.....	84	14	" mfrs. for sulphuric acid.....	" 179	394
" Sunday school lesson.....	Free 171	366	" for the manufacture of chlorate and colours.....	" 179	394
Picture frames.....	140	246	" wire and in bars, &c.....	" 179	394
" wire.....	124	180	Playing cards.....	138	236
Pigeons, homing, &c.....	Free 169	358	Plough-plates.....	Free 178	394
Pig lead.....	128	192	Ploughs.....	114	148
Pig, iron.....	116	160	Plumbago.....	134	214
Pillow cases, cotton.....	96	58			
" linen.....	106	110			

INDEX TO IMPORTS—Continued.

Articles.	Summary Statement.	General Statement.	Articles.	Summary Statement.	General
	Page, part 1.	Page, part 2.		Page, part 1.	Page, part 2.
Plumbage, crucibles.....Free	172	371	Preserved ginger,.....	148	278
Plums.....	108	122	Preserves.....	126	196
Plum trees.....	140	250	Pressed felt.....	162	342
" seedlings for grafting.....Free	170	363	" " for artificial limbs...Free	171	365
Plush fabrics, cotton.....	96	64	" glass tableware.....	108	128
" " silk.....	146	272	Presses, lithographic.....	118	164
" hatters'.....Free	175	385	" printing.....	118	164
Pocket books.....	140	252	" ".....Free	178	393
" knives.....	124	182	Price lists, advertising.....	84	14
Poles, cornice, window.....	158	324	Primers.....	110	138
" hop.....Free	167	352	Printed carpets.....	162	340
Polish, knife and other.....	140	252	" music.....	84	14
Pollock.....	102	96	" or sponged earthenware.....	100	80
" from Nfld.....Free	167	359	Printing, calico, copper rollers for.		
Pomades, French or flower odours....	142	252	".....Free	176	389
Pomatums.....	140	244	" iron liquor for... "	173	376
Pomegranates.....Free	170	361	" red liquor for... "	174	379
Pontianac gum.....	173	376	Printing paper.....	138	240
Popcorn, candied.....	154	308	" " matrix for... Free	181	401
Porcelain ware, N.O.P.....	100	82	" presses.....	118	164
Pork in brine.....	142	258	" ".....Free	178	393
Portable engines for farm purposes...	118	162	" type, &c.....	132	212
" machines.....	118	162	Prints and blue prints.....	84	14
" " all other and parts.....	118	162	Prizes or trophies.....Free	176	387
" saw and planing mills.....	118	162	Proprietary preparations.....	98	74
Porter.....	82	2	Provisions.....	142	254
Portfolios.....	140	252	Prunella cloth of wool.....Free	182	402
Portland cement.....	90	38	Prunes.....	106	116
Postage stamps, collection of....Free	183	408	Psalm books.....Free	171	366
Postal parcels prepaid.....	164	344	Puddled bars, iron or steel.....	116	188
Posters.....	84	12	Pulleys, belt.....	142	260
Post hole diggers.....	114	148	Pulp of grasses.....Free	169	360
Post office parcels or packages.....	142	254	" " straw.....	152	302
Posts, fence.....Free	167	352	Pulp-wood.....	160	332
Potash.....	173	388	Pulque.....	148	286
".....	98	76	Pumice and pumice stone.....Free	166	347
" bicarbonate of.....	98	76	" soap.....	146	276
" bichromate of crude.....Free	173	378	Pumps, brass.....	86	18
" caustic.....	98	76	" hand, N.O.P.....	120	166
" ".....Free	173	377	Purses.....	140	252
" chlorate of.....	173	377	" frames, clasps &c., for.....	130	206
" muriate, and sulphate of. "	173	378	Putty.....	138	236
" nitrate of.....	174	379	" dry, for polishing glass, &c.		
" red and yellow prussiate			".....Free	175	385
of.....	173	378	Pyroligneous acid.....	96	68
" salts, German and other			Pyroxylic spirits.....	148	280
mineral.....	173	376	Pyroxylin and wood naphtha for imi-		
Potassa, bicarbonate of.....	98	76	tation leather.....	98	76
Potassium, cyanide of.....Free	173	374			
Potato diggers.....	114	148			
" spirit.....	148	278			
Potatoes.....	156	318			
" sweet.....	156	318			
Pouches, tobacco.....	156	314			
Poultry, canned.....	142	256			
" N.O.P.....	142	258			
Pounders, wood.....	160	328			
Powder, gun, &c.....	110	136			
Powders, flavoring, custard, &c.....	154	308			
Prayer books.....Free	171	366			
Precious stones, N. E. S., and init-					
ations.....	142	254			
Prepaid postal parcels.....	164	344			
Preparations, liquid, non-alcoholic					
for disinfecting, &c.....	98	76			

P

Quails.....Free	169	358
Quartz, crystallized.....	166	349
Quassia juice.....	173	378
Quebracho, extract of.....	173	375
Quicksilver.....	174	378
Quinces.....	108	122
Quince trees.....	140	250
Quinine, salts of.....Free	171	378
Quills, natural.....	169	358
Quilts, cotton.....	96	58
" linen.....	106	110
Quoins, printing.....	132	212

Q

SESSIONAL PAPER No. 11

INDEX TO IMPORTS—Continued.

Articles.	Summary Statement.	General Statement.	Articles.	Summary Statement.	General Statement.
R	Page, part 1.	Page, part 2.	R	Page, part 1.	Page, part 2.
Racks for cues.....	82	6	Rifles machinery and tools for manu- facturing for Government.....	Free	178 393
Radium ..	Free	378	Rifles, materials for mfg. for Govt. "	178	393
Rags and waste, except mineral. "	182	402	Rifle cartridges.....	110	138
Railroad ties.....	167	352	" powder	110	136
Rails, steel, for railways.....	120	168	Rigging, wire rope, for ships....	Free	180 398
Railway axles ..	114	152	Rinds, citron, &c., in brine... "	169	359
" bars and rails.....	120	168	Rivets, brass.....	86	16
" cars.....	90	34	" copper.	94	48
" fish plates.....	120	168	" iron or steel.....	124	180
" or road scrapers.....	90	34	Road rollers.....	112	146
" rugs.....	160	334	" scrapers.....	90	34
" spikes	118	166	Rock crushers and drills.....	118	160
" springs.....	114	152	Rockingham ware	100	80
" switches, frogs, &c.....	122	174	Rods, fishing.....	160	326
" tie-plates	120	178	" nail, Swedish, iron or steel. Free	180	396
Raisins	106	118	" wire, rolled round, iron or steel.	177	390
Rakes, hay, wood	160	328	Rolled edge steel plates.....	126	184
" horse	114	146	" iron or steel angles, &c.	120	168
" N.O.P.....	114	148	" " hoop, &c.....	120	170
Rape seed, sowing.....	Free	364	" " " over 3½ c p. lb	126	186
Raspberries	108	122	" " " " Free	177	391
" wild.....	Free	361	" " " " Free	177	390
" bushes.....	140	250	" " plates and sheets.	120	170
Rasps.....	126	188	" " sheets, &c., over 3½ c. per lb.....	126	186
Rat cages	130	206	" " " " Free	177	390
Rates, freight and telegraph.....	84	10	" " sheets coated ..	114	152
Rattans, not manufactured.....	Free	359	" " " " Free	177	388
Rattan braids or plaits.....	172	369	" " " " Free	86	26
" split, &c.....	88	32	Rollers, copper, for calico printing. Free	176	389
Raw cotton	Free	360	" farm, road or field.....	112	146
Rawhide, manufactures of.....	128	198	" shade and blind.. ..	158	326
Ready-made clothing.....	162	340	Rolling pins, wood.....	160	328
Reaper knives, steel for.....	Free	395	Rolls, chilled iron or steel.....	120	170
Reapers.....	114	148	Rolls, belted	118	160
Reaping hooks.....	114	148	Roofing slate.....	146	274
Recorders, time.....	92	40	Roots, crude drugs.....	Free	174 382
Records for phonographs, &c	134	218	" dormant, N.O.P	170	360
Red lead, dry.....	136	234	" medicinal	173	375
" "	Free	370	Rope, manilla, for lobster traps. "	175	383
" liquor.....	174	379	" steel wire for.....	180	398
Reducing machinery.....	178	392	" wire.....	124	180
Redwood.....	168	352	" for rigging.....	Free	180 398
Reed, split, &c.....	88	32	Rose bushes	140	250
Reeds, square or round for whips..	Free	403	" stock and other stock for graft- ing.....	Free	170 360
Refining machinery	178	392	Rosewood	168	353
Refrigerators.....	160	328	" vencers of.	160	330
Refuse stone.....	Free	349	Rosin.....	Free	182 402
Regalia	142	260	Rosin oil.....	181	400
Registers, cash	90	36	Rough stuff and fillers.	138	234
Rennet.....	Free	358	Rubber and mfrs. of	112	140
Repairs on ships and vessels.....	144	268	" boots, stockinette for.....	152	300
Resin or rosin.....	Free	402	" cements	112	140
Reticules	140	252	" plants (figus).....	140	248
" frames and clasps for.....	130	206	" powdered and waste... Free	182	403
Returned Canadian articles.....	Free	405	" recovered, substitute, and hard in sheets.....	Free	182 403
Revolvers.....	124	184	" for fountain pens.....	112	140
Rhizomes.....	Free	360	" thread	Free	182 403
Rhododendrons	170	360	" tires for vehicles.....	112	140
Rhubarb root, unground.....	173	375	" unmanufactured.	Free	182 403
Rice cleaned	86	20			
" uncleaned.....	Free	363			
Rice flour.....	86	20			
Ribbons.....	142	262			
Rifles, and air rifles.	124	184			

INDEX TO IMPORTS—*Continued.*

Articles.	Summary Statement.	General Statement.	Articles.	Summary Statement.	General Statement.
R	Page, part 1.	Page, part 2.	S	Page, part 1.	Page, part 2.
Rugs, cocoa	92	42	Saw-mills, portable.....	118	162
" hemp or jute.....	106	108	Saws,	126	188
" and mats.....	162	342	" steel for.....	Free	179
" railway.....	160	334	Scale board for cheese boxes.....	"	167
" straw.....	152	302	Scales.....	122	172
Ruled paper.....	138	242	Scenery, theatrical.....	94	52
Rulers.....	140	244	Schiedam and other schnapps.....	148	280
Ruling machines.....	118	164	Schlag, metal leaf	110	134
Rum.....	148	282	Schnapps.....	148	280
" shrub.....	148	280	School writing slates.....	146	274
Russia iron	114	152	Scientific apparatus for societies.....	Free	181
"	Free	176	Scows	144	266
Russian hare skins.....	"	171	Scrapers, railway or road.....	90	34
Rye.....	86	24	Scrap iron, cast.....	114	154
" flour.....	86	26	" or steel, wrought.....	124	182
			" old from vessels wrecked in Cananian waters..	Free	177
S			Scrap lead.....	128	192
Sacks, hemp, linen or jute.....	106	108	" leather, tanners'	128	196
" paper	138	236	Screens, wire.....	124	178
Saddlers' hardware.....	116	158	Screws, metal, except iron or steel...	132	212
Saddlery, leather.....	128	198	" iron or steel.....	122	172
Saddle trees, Mexican.....	Free	176	Scrims, and window scrims, cotton..	96	64
Sad irons	120	170	Scroll iron or steel	120	170
Safes.....	120	172	" " over 3½c. per lb	126	186
Saffron, safflower, &c.....	Free	174	" " "	Free	177
Sago	86	22	Scythes	114	146
" flour.....	86	20	Sea fish, other.....	104	98
Sail boats	82	8	" " from Newfoundland..	Free	167
Sail twine, flax or hemp.....	106	108	Sea grass and sea weed.....	"	175
Sails for boats and ships.....	142	262	Sealing wax.....	158	324
" canvas for.....	106	108	Seal oil	104	106
Sal ammoniac.....	Free	174	Seal oil from Newfoundland.....	Free	167
" soda.....	"	174	Seamless steel tubes	122	176
Salmon.....	104	100	" " tubing over 3½c. p. lb.	122	176
" from Newfoundland.....	Free	167	" " "	Free	180
Salt, N.O.P.	142	262	Seed drills	112	146
" from U.K. or for fisheries..	Free	166	Seedling stock for grafting.....	Free	170
Salt, cake	"	174	Seeds, aromatic, crude.....	"	174
Salts, aniline.....	"	172	" clover and timothy.	144	264
" glauber	98	78	" flax.....	144	264
Salted meats, N.O.P.	142	260	" field.....	Free	170
Saltpetre.....	Free	174	" fruit and stem, crude	"	174
Sand.....	166	317	" garden, field, &c., N.O.P.	144	264
" crucibles.....	"	172	Seines for fisheries.....	Free	175
" iron, for polishing glass, &c "	175	385	Self-feeders, threshing machines.....	118	162
" paper.....	144	262	Senegal gum.....	Free	173
Sandarac gum.....	Free	173	Sensitizing, photo paper, plain, for "	180	401
Sandstone.....	152	300	Separators, threshing machines.	118	162
Sapolio.....	146	276	" cream and steel bowls for.....	Free	176
Sappato gum, crude	Free	173	Separators, articles for mfg.....	"	176
Sardines	104	102	Serges, unfinished, &c.....	162	338
Sarsaparilla, unground	Free	173	Serums for injections.....	Free	183
Satchels.....	140	252	Sesame seed oil.	136	224
Sateens, cotton, for corsets.....	94	54	Settlers' effects.....	Free	184
Satin white.....	Free	171	Sewer pipes	88	28
Satinwood.....	"	168	Sewing machine attachments.....	Free	179
Sauces.....	141	262	" machines and parts.....	118	162
Sausage casings.....	144	264	" silk	146	270
" skins uncleaned...Free	169	359	" thread, cotton	96	58
Savonerie carpets.....	Free	162	Shackles, chain.....	114	154
Sawdust.....	Free	168	Shaddocks.....	Free	170
Sawed boards	160	330	Shade rollers, window.....	158	326
Sawed or split boards.....	Free	168	Shades, glass	108	128

SESSIONAL PAPER No. 11

INDEX TO IMPORTS—Continued.

Articles.	Summary Statement.	General Statement.	Articles.	Summary Statement.	General Statement.
S	Page, part 1.	Page, part 2.	S	Page, part 1.	Page, part 2.
Shades and shade holders, metal.....	132	208	Shoe tacks.....	114	134
" window.....	158	326	Shoes, horse, mule and ox.....	116	158
Shafting, steel, turned, &c.....	116	158	" leather.....	128	198
" " round, 2½ in. or less..	122	172	" rubber.....	112	138
Shams.....	96	66	" except rubber and leather.....	86	16
Shapes, and crowns, hat, cap and bonnet	112	144	Shot, iron, for polishing glass,		
Shapes rolled iron or steel.....	120	158	&c.....Free	175	385
Shares or plough plates.....Free	178	394	" lead.....	128	192
Shawls, cotton.....	96	62	Shoulders, (pork).....	142	256
" silk.....	146	270	Shovel handles, wood.....	160	326
" wool.....	160	336	Shovels and blanks.....	114	150
Shea butter.....Free	181	400	" steam.....	118	162
Sheathing nails.....	118	166	" steel for infr. of.....	126	184
Sheep.....	82	4	Show cards.....	84	14
" for improvement of stock Free	168	354	" cases and metal parts.....	160	323
" skins.....	128	194	Shrubs.....	140	250
Sheet steel, for manufacture of shovels	126	184	Shutters for mfr. of cameras....Free	175	386
Sheets, cotton.....	96	58	Side lights.....	132	210
" iron or steel, coated.....	114	152	Sides (bacon).....	142	256
" " ".....Free	177	388	Sickles.....	114	148
" " " corrugated....	122	174	Siennas.....	136	234
" " " galvanized.....	122	174	Signs.....	146	268
" " ".....Free	177	391	Silex.....Free	166	340
" " " rolled.....	120	170	Silk and manufactures of.....	146	268
" " ".....Free	177	390	" cocoons and waste....Free	169	358
" " " over 3½ c. p. lb.	126	186	" in the gum or spun.....	146	270
" " ".....Free	177	390	" " " for manu factures.Free	169	358
" lead.....	128	192	" hats, &c.....	112	142
" linen.....	106	110	" and all manufactures of, N.O.P.	146	270
" or plates of steel cold rolled			" oiled.....	136	226
over 14 gauge.....	122	172	" raw.....Free	169	358
Shelf oil cloth.....	136	226	" twist and floss.....	146	270
Shells, cork.....	94	50	Silver anodes.....	130	204
Shells, shot, hemp paper.....Free	175	385	" bullion.....Free	184	412
" tortoise and other...."	166	350	" German, &c., manufac-		
Shingle bolts....."	167	351	tures of.....	132	208
Shingles....."	168	354	" " bars, rods, &c....Free	179	394
Ships, foreign, British register since			" " in ingots and blocks "	179	394
1902, &c.....	144	266	Silver leaf.....	110	134
Ships built outside Canada.....	144	266	" manufactures of, N.O.P.....	110	134
" iron or steel beams, &c.,			" soap.....	146	276
for.....Free	177	391	" sweepings ..Free	175	384
" manufactured articles for.. "	177	392	Silvered glass.....	110	132
" stores....."	183	407	Silverware, cases for.....	102	90
" and vessels, wire rope for			" sterling.....	110	136
rigging of.....	180	398	Sinkers and swivels, fishing.....	156	316
" and vessels, repairs on.....	144	268	Sinks.....	82	6
Shirts, cotton.....	96	58	Sizing cream and enamel.....	88	30
" linen.....	106	114	Skates and parts of.....	122	174
" silk.....	146	272	Skeins, cart or wagon.....	114	150
Shirts, wool.....	162	336	Skeletons and parts of.....Free	183	405
Shirt laces.....	86	16	Skelp iron or steel, for manuf. of iron		
Shirt waists, cotton.....	96	60	or steel pipe.....	122	174
" linen.....	106	114	Skelp iron or steel, N.O.P.....	120	170
" silk.....	146	268	" " " for the manufac-		
Shives, cork.....	94	50	ture of tubes.....Free	185	412
Shoddy or waste, machined.....	158	322	Skiffs.....	82	8
Shoe blacking, ink, dressing.....	82	8	Skins of animals, birds and fish. Free	183	407
" buttons, N.O.P.....	88	30	" Astrachan and Russian... "	171	365
" " papier maché....Free	172	369	" calf, kid, goat, lamb, sheep....	128	194
" eyelets and hooks....."	175	384	" chamois, dressed.....	128	196
" laces.....	86	16	" fur, dressed, N.O.P.....	108	126
" lace wire fasteners.....Free	175	384	" " not dressed.....Free	169	356
" makers' ink.....	82	8	" " " " the produce of		
" shanks, steel for....Free	179	396	marine animals....Free	166	349

INDEX TO IMPORTS—Continued.

Articles.	Summary Statement.	General Statement.	Articles.	Summary Statement.	General Statement.
S	Page, part 1.	Page, part 2.	S	Page, part 1.	Page, part 2.
Skins for morocco leather, tanned....	128	196	Spanish cedar, veneers of.....	160	330
" gold beaters..... Free	175	334	Spanish grass..... Free	169	360
" raw..... "	169	357	Spar ornaments.....	102	88
" N.O.P.....	128	196	Special duty.....	164	344
Skin washes, alcoholic.....	148	284	Specimens, botanical..... Free	183	408
Slabs, iron or steel.....	116	158	" entomological..... "	183	408
Slag, blast furnace..... Free	171	366	" mineralogical..... "	183	408
Slate and manufactures of.....	146	274	" natural history..... "	184	410
Sledges.....	126	186	Spectacles and frames.....	136	228
Sleds, children's.....	90	36	Spelter, zinc..... Free	180	398
Sleeves, watch.....	158	322	Spermaceti oil.....	104	106
Sleighs.....	90	34	Spices, N.O.P.....	148	276
Slides for magic lanterns.....	130	202	Spiegeleisen.....	116	158
Slippers, leather.....	128	198	Spikes, iron and steel.....	114	154
" not leather.....	86	16	" cut.....	118	166
Slugs, printing.....	132	212	" railway.....	118	166
Smelting machinery..... Free	178	392	Spinning, machinery for.....	118	164
Smoked fish.....	104	102	Spirits.....	148	278
" meats.....	142	250	" of turpentine..... Free	182	404
Smokers' sets.....	156	314	" of wine.....	148	280
Smoothing irons.....	120	170	Spirituous fruit essences.....	148	284
Smyrna carpets.....	162	342	" liquors, N.O.P.....	148	282
Snaths.....	114	150	Spirit varnishes and colours.....	138	236
Snuff.....	156	314	Spokes of hickory or oak..... Free	167	351
Soap.....	146	274	Sponges.....	152	298
" grease for..... Free	169	356	Spoons, trawling.....	156	316
" N.O.P.....	146	276	Sporting powder.....	110	136
" olive oil for..... Free	181	400	Sportsmen's fish nets.....	156	316
" palm oil and kernel for			" fishing tackle.....	156	316
" mfr. of soap..... "	181	400	Sprats.....	104	102
" powders.....	146	276	Spraying preparations, liquid.....	98	76
" whale oil..... Free	182	403	Spreaders, manure.....	114	118
Sockets, electric.....	100	86	Springs, furniture.....	132	206
Socks and stockings, cotton.....	96	62	" lamp and clock.....	132	208
" " silk.....	146	272	" for vehicles.....	114	152
" " wool.....	162	336	" steel for surgical trusses. Free	180	396
Soda, arsenite, binarseniate,			Spring mattresses.....	130	204
and stannate of..... Free	174	381	Sprinklers for fire protection.....	116	156
" ash.....	174	379	Sprocket chain, malleable..... Free	176	388
" bicarbonate of.....	98	78	Spurs and stilts for earthenware. "	182	403
" bichromate of..... Free	174	379	Squared or sided timber..... "	168	353
" bisulphite of..... "	174	380	Squills, unground.....	173	375
" caustic..... "	174	380	Squirrel cages.....	130	206
" ".....	98	78	Stained glass, in sheets.....	108	130
" chlorate of..... Free	174	389	" windows.....	110	132
" hyposulphite for tanning leath'r			Stair linen.....	106	110
..... Free	174	380	" pads.....	90	36
" nitrate of..... "	174	380	Stamp mills.....	118	160
" nitrite of..... "	174	380	Starch.....	152	298
" peroxide of..... "	174	380	Statues and statuettes.....	102	94
" prussiate of..... "	174	381	Stave bolts..... Free	167	351
" sal..... "	174	380	Staves, not listed, &c..... "	168	354
" silicate of.....	174	380	Stay laces.....	86	16
" sulphate of, crude..... "	174	381	Stays, dress, wires for..... Free	179	396
" sulphite of.....	174	381	Steam engines.....	116	156
Sodium, hyposulphite.....	98	78	" shovels.....	118	162
" sulphide of..... Free	174	381	Stearic acid.....	98	68
Soft soap.....	146	274	Stearine, animal.....	142	256
Sole leather.....	128	194	Steel and mfrs. (See also 'Iron').....	112	144
Soups.....	142	258	" balls, hardened for gas		
Soy.....	141	264	" buoys..... Free	177	390
Soya beans and cakes, for cattle food			Steel balls for machinery, &c.....	126	186
and fertilizers..... Free	181	399	" " "..... Free	179	395
Spades and blanks.....	111	150	" bar, rolled.....	111	152
Spanish cedar..... Free	168	353	" bars, &c., over 3½c. lb.	126	186

11—ii—42

INDEX TO IMPORTS—Continued.

Articles.	Summary Statement.	General Statement.	Articles.	Summary Statement.	General Statement.
T	Page, part 1.	Page, part 2.	T	Page, part 1.	Page, part 2.
Table cloths, cotton.....	96	58	Threshing machines, separators.....	118	162
" and tray cloths, linen.....	106	110	Thumbs and tips for whips.....Free	182	403
" oil cloth.....	136	226	Tickets.....	84	12
Tableware, china, &c.....	100	82	Tie plates, railway.....	120	168
" glass.....	108	128	Ties, railroad.....Free	167	352
Tables, surgical operating.....Free	182	404	Tiles, drain.....	88	28
Tacks, brass.....	86	16	" earthenware for mosaic flooring	100	82
" copper.....	94	48	" " N.O.P.....	100	82
" iron or steel.....	114	154	Timber.....Free	168	352
" shoe.....	114	154	" hewn or sawed, &c.....	168	353
Tafia bitters.....	148	280	" round, unmanufactured.....	167	352
Tagging metal.....Free	180	396	Time recorders.....	92	40
Tags.....	84	12	Time-tables railway, outside Canada	84	10
Tailors' hollands, cotton.....	94	54	Timothy seed.....	144	264
" " linen.....	106	112	Tinctures, alcoholic.....	148	284
" irons.....	120	170	Tin, in blocks, &c.....Free	180	397
Talc ground, not for toilet use...Free	166	349	" bichloride of.....	174	382
Tallow.....	154	308	" crystals.....	174	382
Tampico fibre.....Free	170	360	" foil.....	180	397
Tank bottoms, sugar.....	152	304	" oxides of.....	172	370
Tanners' scrap leather.....	128	196	" phosphor.....	132	206
Tannic acid.....Free	172	372	" plates and sheets.....Free	180	397
Tanning articles, crude.....	173	375	" strip waste.....	180	397
Tape, cotton.....	96	62	" ware and mfrs. of tin.....	156	310
" lines.....	154	310	Tinsel thread and wire for the manu- facture of braids, &c.....	102	90
" and other textile, coated.....	136	226	Tinted glass in sheets.....	108	130
Tapestry carpets.....	162	340	Tippets, fur.....	108	126
" jute.....	106	114	Tips, gas, &c.....	132	208
Tapioca.....	86	22	" and sides, hatters'.....Free	175	384
" flour.....	86	22	Tires, locomotive, &c., rough.....	177	391
Taraxacum, unground.....Free	173	375	" rubber for vehicles.....	112	140
Tar, coal and pine.....	172	370	Tobacco and manufactures of.....	156	312
Tarred paper.....	138	242	" olive oil for.....Free	181	400
Tartar, cream of.....Free	173	374	" pipes, mounts, cases, &c.....	156	314
" emetic.....	172	373	" unmanufactured, for ex- cise.....Free	170	364
Tartaric acid crystals.....	174	381	Tobin bronze, in bars or rods for gas buoys.....	177	390
Tassels, &c.....	102	90	Toilet preparations, alcoholic.....	148	284
" wool or worsted yarn for...Free	183	405	" soap.....	146	276
Tea.....	156	310	Tomatoes, canned.....	156	318
" imported direct, &c.....Free	184	411	Tomatoes, fresh.....	156	318
Teak, African.....	168	353	Tonquin beans, crude.....Free	172	373
Tea lead.....Free	177	392	Tool bags.....	156	316
Teasels.....	170	364	Tools, hand.....	126	188
Tedders, hay.....	114	146	" loading.....	110	138
Tees, iron or steel.....	120	168	" for rifle mfg. for Govern- ment.....Free	178	393
Teeth artificial.....Free	171	365	" track.....	126	186
Telegraph and telephone instruments.	100	86	Tooth and other powders.....	140	244
" rates.....	84	10	" washes, alcoholic.....	148	284
Tennis nets.....	156	316	Topographical globes.....Free	175	384
Teprac carpets.....	162	340	Tops, worsted, N.O.P.....	181	399
Terne plate.....	114	152	" made from Canadian wool.....	162	344
" ".....Free	176	388	Torpedoes.....	102	96
Terra cotta ornaments.....	102	88	Tortoise and other shells.....Free	166	350
Terra Japonica.....Free	174	381	Tow, flax.....	170	360
Textile, other, coated.....	136	226	Towelling in the web, cotton.....	94	54
Theatrical costumes and scenery.....	94	52	" " linen.....	106	112
Thongs, whip.....	158	324	Towels, cotton.....	96	64
Thorium nitrate for manufactur- ing gas mantels.....Free	172	371	" linen.....	106	112
Thread, cotton.....	96	58	" yarn for.....Free	183	404
" linen.....	106	114	Toys.....	102	94
" rubber,.....Free	182	403	Track tools.....	126	186
" tinsel for the manufac- ture of braids, &c.....	102	90			
Threshing machine outfits.....	118	162			

SESSIONAL PAPER No. 11

INDEX TO IMPORTS—*Continued.*

Articles.	Summary Statement.	General Statement.	Articles.	Summary Statement.	General Statement.
T	Page, part 1.	Page, part 2.	T	Page, part 1.	Page, part 2.
Traction engines (farm).....	118	162	Twist, silk.....	146	270
Tracts, religious.....Free	171	366	Typemaking accessories for litho. presses.....	118	164
Tragacanth, gum....."	173	376	Type metal.....	132	212
Tram or horse cars.....	90	34	" for printing.....	132	212
Trainway axles, &c.....	114	152	Typesetting and Typecasting Machines.....	118	164
" springs.....	114	152	Typewriting machines.....	118	164
Transfers from engraved plates.....	140	252	" " for the blind.Free	182	404
Trawls and trawling spoons.....	156	316			
Treenails.....Free	168	354	U		
Trees.....	140	248	Ultramarine blue..... Free	174	382
" nursery stock, N.O.P.....	140	250	Umbers.....	136	234
" N.O.P.....Free	170	365	Umbrellas.....	156	316
Tricycles and parts of.....	90	36	" articles for mfg. Free	179	395
Trimmings, brass, for bedsteads.Free	177	391	" sticks or handles.....	160	330
" " carriage rails "	177	391	Undershirts, cotton.....	96	64
Trophies or prizes....."	176	387	" silk.....	146	272
Trucks.....	90	34	" wool.....	162	336
Trunks, &c.....	156	316	Underwear, knitted, wool.....	160	334
Trusses, surgical.....	154	308	Unenumerated articles.....	156	316
" " steel springs for.Free	180	396	Union collar cloth paper.....	138	238
Tubers....."	170	360	Universal mill bridge plate.....	126	184
Tubes, boiler, seamless and corrugated....."	180	397	Upholsterers' hardware.....	116	158
" for gas buoys....."	177	390	Upper leather, dressed, &c.....	128	196
" steel or iron, rolled....."	180	397	" " not dressed, &c.....	128	194
" and tubing, iron or steel.....	122	176	Urinals.....	82	6
" paper, for cotton yarn...Free	181	401	Urns, stone or metal.....	122	174
Tubing, aluminum.....	176	387			
" brass....."	176	388	V		
" butt or lap welded, mining "	178	392	Vaccine and ivory points.....Free	184	410
" copper....."	176	389	Valerian, unground....."	173	375
" iron or steel square.....	122	176	Valises.....	156	316
" iron for bedsteads.....Free	177	391	Vanilla beans, crude.....Free	172	373
" iron for carriage rails...."	177	391	Varnishes, spirit.....	138	236
" iron for mfr. of extension rods for windows.....Free	177	391	Varnish.....	156	318
" seamless steel, 3½c. lb.....	122	176	Vaseline.....	100	78
" " ".....Free	180	397	Vaults, doors for.....	120	172
Tubs, bath.....	82	6	Vegetable fibre, N.O.P.....Free	170	360
Tubs, wood.....	160	328	" ivory nuts....."	167	352
Tubular bow sockets, steel for...Free	179	396	" manures.....	170	362
Tufted carpets.....	162	342	" oils.....	136	222
Tunnels, international, materials for Free	178	394	" " N.O.P.....	136	224
Turkish carpets.....	162	342	" wax.....	158	324
Turmeric.....Free	174	382	Vegetables.....	156	318
Turnip seed....."	170	364	" canned.....	156	320
Turpentine, crude....."	182	404	" N.O.P.....	156	320
" spirits of....."	182	404	Vehicles.....	88	32
Turtles....."	167	350	" motor and parts of.....	116	160
Tuscan plaits or braids....."	172	369	" rubber tires for.....	112	140
Tweeds, wool.....	160	334	" axles, &c.....	114	152
Twills, unfinished, &c.....	162	338	" springs for.....	114	152
Twine, binder.....Free	171	366	Velvet carpets.....	162	340
" " articles for....."	171	366	Velvets, velveteens, cotton.....	96	64
" machinery not made in Canada....."	178	394	" " silk.....	146	272
" manufactures of.....	156	316	Veneers of wood.....	160	330
Twine, or yarn of paper to be woven into fabrics.....Free	181	401	Vents, chimney.....	88	28
" sail, flax or hemp.....	106	108	Verdigris... ..Free	174	382
Twines for fisheries.....Free	175	383	Vermicelli.....	86	20
" N.O.P.....	94	50	Vermouth.....	148	286
Twisted wire, iron or steel.....	124	180	Vessels, built outside Canada.....	144	266
Twisted wire for boots and shoes.Free	180	398			


INDEX TO IMPORTS—*Continued.*

Articles.	Summary Statement.	General Statement.	Articles.	Summary Statement.	General Statement.
V	Page, part 1.	Page, part 2.	W	Page, part 1.	Page, part 2.
Vessels, felt, adhesive for Free	174	383	Whalebone, unmanufactured Free	167	350
" repairs on	144	268	Whale oil	104	106
Vestments, church	90	40	" soap Free	182	403
Vises	114	150	Wheat	86	24
Vinegar	158	320	" flour	86	26
Vines, grape	140	248	Wheelbarrows	90	34
Vitrified glass	108	130	Wheels, emery and carborundum	100	86
Vitriol, blue Free	174	381	Whipcords, unfinished, &c	162	338
Vulcanized boards "	168	352	Whips, thongs and lashes	158	324
" fibre	102	96	" various articles for mfg Free	182	403
Vulture feathers	102	92	Whiskey	148	282
			Whisks	88	30
W			White ash Free	168	353
Wadding, sheet, cotton	94	56	White granite ware	100	82
Wads, gun	110	138	White lead	136	232
Wagon blocks, rough Free	167	352	" " ground in oil	136	232
" skeins or boxes	114	150	Whitewood Free	168	352
Wagons, farm and freight	88	32	Whiting, gilders' "	166	349
" " " parts of	88	34	Willow braids or plaits	172	369
Walking sticks and canes	160	332	" hoods, unfinished "	175	385
" articles for mfg Free	179	395	Willows, unmanufactured	170	363
Wall paper and borders	138	238	Wilton carpets	162	340
" plaster, prepared	140	250	Winding bars, watch	158	322
Walnut Free	168	353	Windmills	116	160
" veneers of	160	330	Window blinds of paper	138	242
Walnuts	106	120	" cornices and poles	158	324
Warps, cotton	96	56	" glass, common, colourless	108	130
Washboards	160	328	" " ornamental, &c	108	130
Washers, brass	86	16	" shade or blind rollers	158	326
" copper	94	48	" " cloth in the piece	158	326
" cork	94	50	" shades	158	326
Washes, tooth and other	140	244	Windows, stained glass	110	132
" " " alcoholic	148	284	Windstackers	118	162
Washing Machines	118	166	Wines, ginger	150	286
Waste, cotton, woollen, &c., machined	158	322	" medicinal	148	284
" except mineral Free	182	402	" non-sparkling	150	288
" rubber "	182	403	" sparkling	152	296
Waste, silk Free	169	358	Wire bale ties	124	178
Watch actions and movements	158	322	" brass, plain	86	18
" cases	158	322	" cable, covered	124	180
" " filled gold, metal for	130	206	" cloth, brass	86	18
" keys	92	40	" " copper	94	48
Watches	158	322	" cloth, iron or steel	124	178
" cases for	102	90	" copper	94	48
Watercolours	138	236	" covered	124	180
Water lime cement	90	38	" crucible cast steel Free	180	397
Waterproof clothing	112	138	" " "	124	178
Wax and manufactures of, N.O.P.	158	324	" fasteners, shoe lace Free	175	384
" bees	158	322	" fencing	124	180
" paraffine	158	322	" " barbed Free	180	397
" sealing	158	324	" galvanized, 9-12 and 13 ge.	180	398
" vegetable and mineral	158	324	" iron or steel, N.O.P.	124	180
Wearing apparel	162	340	" nails	118	166
" " of British subjects			" phosphor tin and bronze	132	206
dying abroad Free	183	405	" platinum Free	179	394
Weaving, machines for	118	164	" rods, rolled round, iron or		
Webbing, elastic	158	324	steel Free	177	390
" non-elastic for suspenders	158	324	" rope and cables	124	180
Wedges	126	186	Wire rope for rigging of ships Free	180	398
Weeders	112	146	" screens, doors and windows	124	178
Weighers, threshing machine	118	162	" seamless, gold and silver, com-		
Weighing beams	122	172	position metal for	130	206
Well drilling machinery Free	178	393	" steel for corset wire, &c Free	179	396
			" " flat, for fencing "	179	395
			" " for mattresses "	179	395

SESSIONAL PAPER No. 11

INDEX TO IMPORTS—*Continued.*

Articles.	Summary Statement.	General Statement.	Articles.	Summary Statement.	General Statement.
W	Page part 1.	Page part 2.	W	Page part 1.	Page part 2.
Wire, steel, for rope.....Free	180	398	Wrought iron or steel scrap.....	124	182
" " tinsel for the manufacture of braids, &c.	102	90	" " " tubing.....	122	176
" twisted, for boots and shoes. Free	180	398	X		
" " iron or steel.....	124	180	X-Ray apparatus.....Free	182	404
" " except iron or steel...	132	214	Xylonite or xylite in the rough. "	172	369
" all kinds, N.O.P.	132	214	" " "	90	38
Wire bound wooden pipe for gold mining.....	124	176	Y		
Wire bound wooden pipe, N.O.P.	124	178	Yachts, built outside Canada.....	144	266
Wood and manufactures of.....	160	326	Yams.....	156	318
" alcohol, naphtha or spirits	148	280	Yarn, coir.....Free	172	371
" blinds.....	82	8	Yarn, cotton.....	96	56
" for fuel..... Free	168	354	" " No. 40 and finer....Free	182	404
" manufactures of, N.O.P.	160	330	" " for shoe laces..... "	182	404
" matches.....	160	328	" of paper or twine to be woven into fabrics.....Free	181	401
" naphtha and pyroxylin for coating imitation leather.....	98	76	Yarn, winding paper, tubes or cones for.....Free	181	401
" pulp.....	160	332	" jute or hemp..... "	175	386
Woodscrews.....	122	172	" linen for towels..... "	183	404
Woodenware.....	160	328	" mohair..... "	183	404
Wooden pipe, wire bound, for gold mining.....	124	176	Yarn wool, on cop, &c., for manufs... &c.....Free	162	336
" pipe, wire bound, N.O.P. ..	124	178	" " or worsted for braids, &c.....Free	183	405
Wool and manufactures of.....	160	332	" " N.O.P.....	162	338
" carpets.....	162	342	Yeast cakes.....	100	78
" cotton..... Free	169	360	" compressed.....	100	78
" mats and rugs.....	162	342	Yellow metal.....Free	180	398
" washed only.....Free	169	359	Z		
" yarn for braids..... "	183	405	Zinc in blocks, &c.....Free	180	398
" rags..... "	182	402	" anodes.....	130	204
Works of art, from Canadian models Free	184	411	" dust.....Free	174	382
Worm gut, unmanufactured "	169	355	" manufactures of.....	164	344
Worsted tops N.O.P.....Free	181	399	Zinc, spelter.....Free	180	398
" made from Canadian wool...	162	344	" sulphate and chloride of.... "	174	382
Woven wire, brass.....	86	18	" white.....	138	234
" " copper.....	94	48	" ".....Free	172	370
" " iron or steel.....	124	180			
Woven labels, silk, spun forFree	169	358			
Wrapping paper ..	138	242			
Wringers, clothes.....	92	42			
Writing desks.....	102	88			



INDEX TO EXPORTS

Articles.	Summary Statement.	General Statement.	Articles.	Summary Statement.	General Statement.
A	Page, part 1.	Page, part 2.	B	Page, part 1.	Page, part 2.
Acetate of lime.....	219	471	Brick	219	467
Agricultural implements	218	460	Brooms.....	219	467
" " parts of	218	465	Brushes	219	467
" " all other.....	218	464	Buckwheat.	217	451
" products, other.....	218	459	Building stone, unwrought	213	424
Ale and beer.....	220	488	" manufactured.....	221	498
Alcohol, wood.....	220	489	Bullion and coin.....	222	509
Aluminum	220	490	Buoys, gas and parts of.....	220	480
" manufactures of.....	220	490	Butter	216	440
Animals and their produce.....	216	438	Buttons.....	219	467
" other.....	216	440			
" other articles.....	217	447	C		
Antimony ore	213	422	Calcium carbide.....	219	471
Apparatus electric.....	219	474	Candles	219	468
Apparel, wearing.....	219	469	Caps and hats.....	219	477
Apples, dried.....	217	448	Carriages	221	501
" green	217	448	" parts of.....	221	501
Arsenic.....	213	420	Cartridges, gun, &c.	219	468
Asbestos.....	213	420	Carts.	221	502
Ash, timber, square.....	216	437	Casein.....	216	441
Ashes, pot and pearl.....	215	431	Casings, sausage.....	217	446
" all other.....	215	431	Castings, N.O.P.	220	480
Automobiles.....	221	500	Cattle, one year old or less	216	439
			" over one year old	216	439
B			Cedar logs, &c.....	215	432
Bacon.....	216	443	" posts	215	437
Baking powders	218	465	Cement	219	468
Balsam	217	448	Cereal foods.....	218	455
Bait fish.....	214	428	Charcoal	219	468
Bark for tanning.....	215	432	Cheese	216	441
" hemlock, extract of.....	219	474	Chemicals, &c.....	219	471
Barley	217	450	Chicle gum.....	219	472
Barrels, empty.....	222	503	Churns, &c.....	222	505
Barytes.....	213	420	Cider	217	448
Basswood	215	433	Cigars	221	499
Battens	215	433	Cigarettes.....	221	499
Beans	217	450	Cinders	219	469
Belting, rubber.....	219	478	Clams	214	428
Berries of all kinds.....	217	449	Clay, manufactures of.....	219	469
Beer and ale.....	220	488	Clothing and wearing apparel.....	219	469
Beef	216	444	" rubber	219	479
Bicycles	222	502	Clover seed.....	218	457
Binder twine.....	218	465	Coal.....	213	420
Birch, timber, square	216	437	Coal oil, &c.....	213	422
Biscuits and bread.....	218	466	Codfish, &c.....	214	424
Blinds, doors and sashes.....	222	504	Cod oil.....	215	431
Blocks, match.....	215	437	Coffee	222	507
Boards and planks.....	215	434	Coin and bullion.....	222	509
Books, pamphlets, maps, &c.....	219	466	Coke.....	219	469
Bolts stave.....	216	437	Confectionery, sweetened.....	221	498
" shingle.....	215	437	Copper, fine, contained in ore, matte		
Boots and shoes, leather	220	486	or regulus of.....	213	421
" " rubber	219	478	Cordage, rope and twine	219	469
Bones.....	216	440	Corn, Indian	217	451
Bran	217	453	Corrundum.....	213	422
Brandy.....	220	488	Cotton fabrics.....	219	470
Bread.....	218	466	" other	219	470

Articles.	Summary Statement.	General Statement.
C	Page, part 1.	Page, part 2.
Cotton, waste.....	219	471
Cream, condensed	217	446
" fresh.....	217	446
Creosote oils ...	221	492
Cultivators.....	218	463
D		
Deal ends	215	433
Deals, pine.....	215	433
" spruce and other.....	215	433
Doors, sashes and blinds.....	222	504
Drugs, chemicals, &c	219	471
" all other, N.O.P.....	219	472
Dyestuffs	219	473
E		
Earthenware and manufactures of... ..	219	473
Effects, household, N.O.P.....	219	477
Eggs.....	216	441
Electrical apparatus.....	219	474
Electrotypes	219	474
Elm logs	215	432
" timber, square.....	216	438
Explosives, fulminates, &c.....	219	474
Extract of hemlock bark.....	219	474
F		
Fabrics, cotton.....	219	470
Felt, manufactures of.....	219	474
" paper	221	493
Felspar.....	213	421
Fertilizers	219	475
Films, photographer's	219	475
Fire arms.....	219	476
Firewood.....	215	432
Fish, viz.:—		
Bait.....	214	428
Clams or other.....	214	428
Codfish, haddock, ling and pollock.....	214	424
Halibut	214	426
Herring.....	214	426
Lobsters	214	428
Mackerel.....	214	425
Oil, viz.:—		
Cod.....	215	431
Seal.....	215	431
Whale.....	215	431
Other.....	215	431
Oysters	214	428
Salmon.....	214	428
" or lake trout.....	214	430
Fish, sea, other.....	214	427
Tongues and sounds.....	214	425
All other, fresh....	214	430
" pickled.....	214	430
Other articles	215	431
Flaxseed	218	457
Flax.....	217	448
Flour, of wheat.....	218	453
F		
Flour of rye.....	218	454
Forest, other articles ..	216	438
Freestone, &c., unwrought.....	213	424
" manufactured.....	221	498
Fruit, viz.:—		
Apples, dried.....	217	448
" green	217	448
Canned or preserved.....	217	449
Dried, N.O.P.....	222	508
All other.....	217	450
Fulminates and explosives.....	219	474
Furniture, household	222	503
Furs, manufactures of	219	475
" dressed....	216	441
" undressed.....	216	442
" skins, the produce of fish or marine animals.....	215	431
Futtocks and knees.....	215	432
G		
Game, dressed or undressed.....	217	445
Gas buoys and parts of.....	220	480
Gasoline and naphtha oils	221	493
Glass and glassware.....	219	475
Gold-bearing quartz, dust, nuggets, &c	213	421
Grain and products of, viz.:—		
Barley.....	217	450
Beans	217	450
Bran.....	217	453
Buckwheat.....	217	451
Indian corn	217	451
Oats	217	451
Pease, whole.....	217	452
" split	217	452
Rye.....	217	452
" flour of.....	218	454
Wheat.....	217	452
" flour of.....	218	453
Indian meal.....	218	454
Oatmeal.....	218	454
Grain, all other	217	452
Meal, all other	218	455
Gin.....	220	488
Glucose	219	476
Glue stock.....	216	442
Granite, &c., unwrought.....	213	424
" manufactured.....	221	498
Grass seed.....	218	457
Gravel and sand.....	213	423
Grease and scraps.....	216	442
Grindstones	219	476
Gum chicle	219	472
" in the rough.....	213	424
Guns	219	476
Gypsum or plaster, crude	213	421
" " ground	219	476
H		
Haddock.....	214	424
Halibut.....	214	426
Hair	216	442

SESSIONAL PAPER No. 11

INDEX TO EXPORTS—*Continued.*

Articles.	Summary Statement.	General Statement.	Articles.	Summary Statement.	General Statement.
	Page. part 1.	Page. part 2.		Page. part 1.	Page. part 2.
H			L		
Hams.....	216	444	Laths.....	215	434
Hardware, N.E.S.....	220	483	Lathwood.....	215	432
Harness and saddlery.....	220	487	Launches, gasoline.....	219	468
Harrows.....	218	462	Lead, metallic, &c.....	213	421
Harvesters.....	218	461	" pig.....	213	421
Hats and caps.....	219	477	Leaf, tobacco.....	218	458
Hay.....	218	455	Leather, viz.:—		
" rakes.....	218	463	N.O.P.....	220	486
Hemp.....	218	456	Boots and shoes.....	220	486
Herring.....	214	426	Harness and saddlery.....	220	487
Headings, staves, &c.....	215	436	Other manufactures of.....	220	487
Hemlock, bark, extract of.....	219	474	Sole and upper.....	220	486
" logs.....	215	432	Lime.....	220	487
Hides and skins, other than fur.....	216	443	" acetate of.....	219	471
Honey.....	216	443	Limestone, &c., unwrought.....	213	424
Hops.....	218	456	" manufactured, &c.....	221	498
Hop poles.....	215	437	Ling.....	214	424
Hoofs, in the rough.....	215	437	Linotype machines.....	220	480
Horns and hoofs.....	216	443	Liquors, viz.:—		
Horses, one year old or less.....	216	438	Ale and beer.....	220	488
" over one year old.....	216	439	Brandy.....	220	488
Hose, rubber.....	219	478	Gin.....	220	488
Household effects.....	219	477	Other spirits, N.E.S.....	220	490
" furniture.....	222	503	Rum.....	220	488
			Whisky.....	220	488
I			Wines.....	220	489
Ice.....	219	478	Lobsters.....	214	428
Implements, agricultural.....	218	460	Logs, viz.:—		
" " all other.....	218	464	Cedar, &c.....	215	432
" " parts of.....	218	465	Elm.....	215	432
Indian corn.....	217	451	Hemlock.....	215	432
Indian meal.....	218	454	Oak.....	215	432
India rubber, manufactures of.....	219	478	Pine.....	215	432
" N.O.P.....	219	479	Spruce.....	215	432
Iron and steel, manufactures of, viz.:—			All other.....	215	432
Castings, N.O.P.....	219	480	Lumber, viz.:—		
Hardware, N.O.P.....	220	482	Basswood.....	215	433
Machinery, N.O.P.....	220	480	Battens.....	215	433
Pig iron.....	220	480	Deals, pine.....	215	433
Scrap iron.....	220	482	" spruce and other.....	215	433
Sewing machines.....	220	481	Deal ends.....	215	433
Stoves.....	219	479	Laths.....	215	434
Iron ore.....	213	423	Palings.....	215	434
			Pickets.....	215	434
J			Planks and boards.....	215	434
Jewellery.....	220	484	Scantling.....	215	435
Jewellers' sweepings.....	220	485	Shingles.....	215	435
Junk.....	220	485	Shooks.....	215	436
			Stave bolts.....	215	437
K			" other and headings.....	215	436
Kerosene oil.....	213	422	All other, N.O.P.....	215	436
Knees and futtocks.....	215	432	Lye.....	219	472
L			M		
Lamps and lanterns.....	220	485	Machine tools.....	220	482
Lard.....	216	443	Machines, agricultural.....	218	460
" oil.....	217	446	" linotype.....	220	480
			" sewing.....	220	481
			Machinery, N.O.P.....	220	481
			Mackerel.....	214	425
			Malt.....	218	456
			Manganese ore.....	213	423
			Manufactures, other articles.....	222	506

INDEX TO EXPORTS—*Continued.*

Articles.	Summary Statement.	General Statement.	Articles.	Summary Statement.	General Statement.
	Page, part 1.	Page, part 2.		Page, part 1.	Page, part 2.
M			O		
Maple sugar.....	218	456	Oil cloths.....	221	492
" syrup.....	218	456	" fish.....	215	431
Maps.....	219	466	" lard.....	217	446
Marble and stone, unwrought..	213	424	" naptha and gasoline.....	221	493
" manufactured.....	221	498	" neatsfoot.....	217	446
Marine animals, skins of.....	215	431	" N.O.P.....	221	493
Masts and spars.....	215	437	" mineral, coal and kerosene.	213	422
Match blocks.....	215	437	Ores, viz.:—		
Matches and match splints.....	222	504	Antimony.....	213	422
Meal, Indian.....	218	454	Corundum.....	213	422
" oat.....	218	454	Iron.....	213	423
" rice.....	222	508	Manganese.....	213	423
" all other.....	218	455	Other.....	213	423
Meats, viz.:—			Organs.....	220	491
Bacon.....	216	443	Oxide iron..	213	422
Beef.....	216	444	Oysters, fresh.....	214	428
Canned.....	217	445			
Game.....	217	445	P		
Hams.....	216	444	Pails, &c.....	222	505
Mutton.....	216	444	Paintings, all kinds.....	221	495
Pork.....	217	444	Paints and varnishes.....	221	495
Tongues.....	217	445	Palings.....	215	434
Poultry, dressed and undressed.....	217	445	Pamphlets.....	219	466
All other, N.O.P.....	217	445	Paper, felt.....	221	493
Metals, aluminum.....	220	490	" printing.....	221	494
" " mfrs of.....	220	490	" wall.....	221	493
" copper, &c.....	213	421	" wrapping.....	221	494
" N.O.P.....	220	490	" N.O.P.....	221	494
Mica.....	213	422	Pease, whole.....	217	451
Milk condensed.....	217	446	" split.....	217	452
" fresh.....	217	446	Pelts, sheep.....	217	447
Mineral, oil, coal and kerosene.....	213	422	Phosphates.....	213	423
Mineral pigments, iron oxides, ochres, &c.....	213	422	Phosphorus.....	219	472
Mine, other articles.....	213	424	Photographs.....	221	495
Mineral water.....	213	422	Pianos.....	220	491
Miscellaneous articles, other.....	222	508	Pickets.....	215	434
Molasses.....	220	491	Pig lead.....	213	421
Mouldings, &c.....	222	504	" iron.....	220	480
Mowing machines.....	213	460	Pigment, &c.....	213	422
Musical instruments, viz.:—			Piling.....	215	437
Organs.....	220	491	Pine deals.....	215	433
Pianos.....	220	491	" logs.....	215	432
All other.....	220	492	" timber, red, square.....	216	438
Mutton.....	216	444	" " white, square.....	216	438
N			Planks and boards.....	215	434
Naptha and gasoline oils.....	221	493	Plants, &c.....	218	458
Neatsfoot oil.....	217	446	Platinum.....	213	421
Nuts.....	218	457	Plaster, &c., crude.....	213	421
Nickel ore, matte or speiss.....	213	421	" ground.....	219	476
O			Ploughs.....	218	461
Oakum.....	221	492	Plumbago, crude.....	213	423
Oak logs.....	215	432	" manufactures of.....	221	496
" timber, square.....	216	438	Poles, hop, &c.....	215	437
Oats.....	217	451	Pollock.....	214	424
Oatmeal.....	218	454	Pork.....	217	444
Ochres.....	213	422	Posts, cedar, tamarac and other.....	215	435
Oil cake.....	221	492	Pot and pearl ash.....	215	431
" creosote.....	221	492	Potatoes.....	218	459
			Poultry.....	216	440
			" dressed and undressed.....	217	445
			Powders, baking.....	218	465
			Printing paper.....	221	494
			Pulp.....	222	505

SESSIONAL PAPER No. 11

INDEX TO EXPORTS—*Continued.*

Articles.	Summary Statement.	General Statement.	Articles.	Summary Statement.	General Statement.
P	Page part 1.	Page part 2.	S	Page, part 1.	Page, part 2.
Pulp wood	216	438	Spool wood, &c.	222	505
Pyrites	213	423	Spruce deals	215	433
			" logs.	215	432
Q			Starch	221	497
Quartz, gold bearing. .	213	421	Stationery	221	497
			Staves, bolts.	216	437
R			" other and headings. .	215	436
Rags	221	496	Steel, manufactures of	219	483
Rakes, hay	218	463	Stems and cuttings, tobacco. .	221	499
Railroad ties	216	437	Stone, ornamental granite, marble, &c., unwrought.	213	424
Reapers	218	460	Stone, ornamental granite, marble, &c., manufactured	221	498
Rice	222	508	Stone, building, freestone, limestone, &c., unwrought.	213	424
" meal	222	508	Stone, building, manufactured	221	498
Rifles	219	476	Stoves	219	479
Rope, &c.	219	469	Straw	218	458
Rubber, India	219	478	Sugar, maple	218	456
Rum	220	488	" of all kinds, N.O.P.	221	498
Rye	217	452	" house syrup	221	498
			Swine	216	439
S			Sweepings, jewellers'	220	485
Saddlery and harness	220	487	Syrup, maple	218	456
Salmon	214	428	" sugar house	221	498
" trout	214	430			
Salt	213	423	T		
Sand and gravel	213	423	Tanbark	215	432
Sashes and blinds	222	504	Tails	217	447
Sausage casings	217	446	Tallow	217	447
Scantling	215	435	Tamarac posts	215	437
Scrap iron	220	482	Tar	221	498
Scraps and grease	216	442	Tea	222	508
Seal oil	215	431	Telegraph poles	215	437
Seeders	218	463	Threshing machines	218	463
Seeds, clover	218	457	Ties, railroad	216	437
" flax	218	457	Timber, square, viz.:—		
" grass	218	457	Ash	216	437
" other	218	457	Birch	216	437
Senega root	219	472	Elm	216	438
Sewing machines	220	481	Oak	216	438
Sheep, one year old or less	216	439	Pine, red	216	438
" over one year old	216	440	" white	216	438
" pelts	217	447	All other	216	438
Shrubs, &c.	218	458	Tin, manufactures of	221	499
Shingles	215	435	Tobacco, viz.:—		
Shingle bolts	215	437	Cigars	221	499
Ships sold to other countries	221	496	Cigarettes	221	499
Shooks	215	436	Leaf	218	458
Shoes and boots, leather	220	486	Stems and cuttings	221	499
" " rubber	219	478	All other, N.O.P.	221	500
Silk and manufactures of	221	496	Tongues	217	445
Silver, metallic, contained in ore, &c. .	213	421	" and sounds	214	425
Skins, other than fur. .	216	443	Tools, hand or machine	220	482
" the produce of fish, &c.	215	431	Tow	221	500
Sleepers and railroad ties	216	437	Trees, shrubs, &c.	218	458
Soap	221	497	Trimnings and other house furnish- ings.	222	504
Sole and upper leather	220	486	Trout, lake or salmon	214	430
Spars and masts	215	437	Trunks and valises	221	500
Spirits, N. O. P.	220	490	Tubs, &c.	222	505
Splints, match, &c.	222	504	Turnips	218	459
Spools	222	505	Twines	219	469
			Typewriters	220	482

3 GEORGE V., A. 1913

INDEX TO EXPORTS—*Concluded.*

[illegible]

