



Banff
National Park

Parc national
Banff

Camping in the **Banff Area**



2018

Également offert en français

AV Wakefield



Parks
Canada

Parcs
Canada

Canada



Welcome to **Banff National Park**

Banff National Park offers diverse camping experiences, from cozy and authentic lakeside campsites to scenic sites located within close proximity to amenities in the Town of Banff. Seven campgrounds in the Banff area provide convenient access to the park's most famous attractions. Each campground varies in size, location and services. Check site availability at reservation.pc.gc.ca.

The information in this brochure is important to know for your enjoyment and safety. Should you have any questions, staff are available at most campgrounds and are also ready to assist you at a Parks Canada visitor centre.



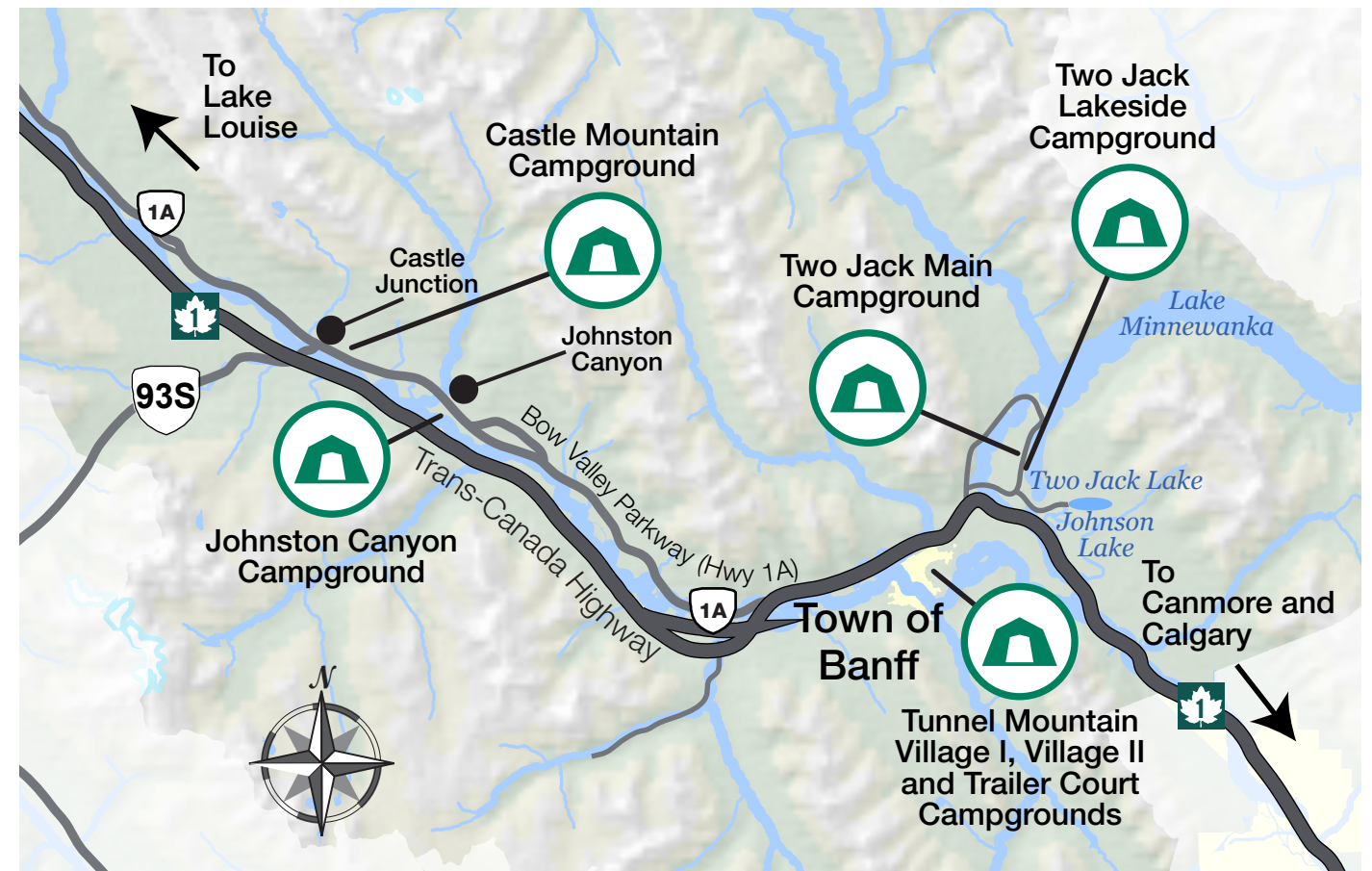
While in the Park ...

For information on things to do while in the park, view these guides online at parksCanada.gc.ca/banff-brochures or pick up a copy at a Parks Canada visitor centre.

Year-round Camping

Looking for a new experience? Tunnel Mountain Village II is open year-round for camping. Bring an RV, or pack a tent and enjoy the park under a layer of fresh, glistening snow. For an easy-to-access experience, the neighbouring campground, Tunnel Mountain Trailer Court, becomes a winter activity hub for cross-country skiing, fat-biking, snowshoeing and winter walking. Throughout the park, favourite summer trails become a winter wonderland of snow-covered pines and white-capped mountains waiting to be explored.

Look in the *Getting Around Banff* guide and visit parksCanada.gc.ca/banff-winter for more information on winter activities in Banff National Park.



Campsite Reservations

Reservations are highly recommended for Banff area campgrounds. During the summer months, campgrounds may be fully booked. To ensure a site, make reservations at least 24 hours prior to arrival. Visit reservation.pc.gc.ca or dial toll free **1-877-737-3783 (1-877-RESERVE)**.

For backcountry campers, visit parksCanada.gc.ca/banff-backcountry for more information and to book a site. Numerous hike-in campgrounds are available throughout Banff National Park and all require a backcountry permit.

Dates of Operation

Dates of operation vary from campground to campground and are available at parksCanada.gc.ca/banffcamping and on page 4 of this guide. Summer camping begins in early May, with all campgrounds open by mid to late June. Demand is heaviest from June through September, with July and August being the busiest months.

Your Pass to Camping

Campers must acquire the following permits to camp in Banff National Park:

- **National Park Entry Permit** – the Parks Canada Discovery Pass is available at the Banff East Gate, a Parks Canada visitor centre, or at campground kiosks. Available online at banfflakelouise.com
- **Camping Permit** – available online (reservation.pc.gc.ca), over the phone (**1-877-RESERVE**) or at the campground kiosk.
- **Fire Permit** (if you would like to have a fire) – available at the time of reservation or at a campground kiosk.

More Camping Opportunities

Parks Canada operates a total of 14 campgrounds in Banff National Park, with 2 467 sites available during peak season. In addition to the seven campgrounds in this brochure, the Lake Louise area offers additional options for camping, including campgrounds in close proximity to the village of Lake Louise and along the scenic Icefields Parkway.

Campgrounds	Full Hook-up	Electrical	Sani Dump	Flush Toilets	Pit Toilets	Showers	Firepit	Cooking Shelter	Drinking Water	Equipped Campsites	tENTiK	Reservable	Interpretive Programs	Disabled Access	Open Dates	Sites
Tunnel Mt. Village I*			✓	✓		✓	✓	✓			✓	✓	✓		May 10 – Oct 1	618
Tunnel Mt. Village II		✓	✓	✓		✓	✓	✓		✓	✓	✓	✓		Open year-round (tENTiKs May 10 – Oct 8)	209
Tunnel Mt. Trailer	✓		✓	✓		✓	✓	✓			✓	✓	✓		May 10 – Oct 1	322
Two Jack Main			✓	✓		✓	✓	✓	✓		✓				Jun 21 – Sep 4	380
Two Jack Lakeside				✓		✓	✓	✓		✓	✓		✓		May 10 – Oct 1	74
Johnston Canyon*			✓	✓		✓	✓	✓			✓	✓	✓		May 24 – Sep 24	132
Castle Mountain				✓		✓	✓	✓							May 31 – Sep 17	43

*Availability of sites may be limited in September due to planned construction.
For prices and the latest information, visit parkscanada.gc.ca/banffcamping

Castle Mountain **Campground**

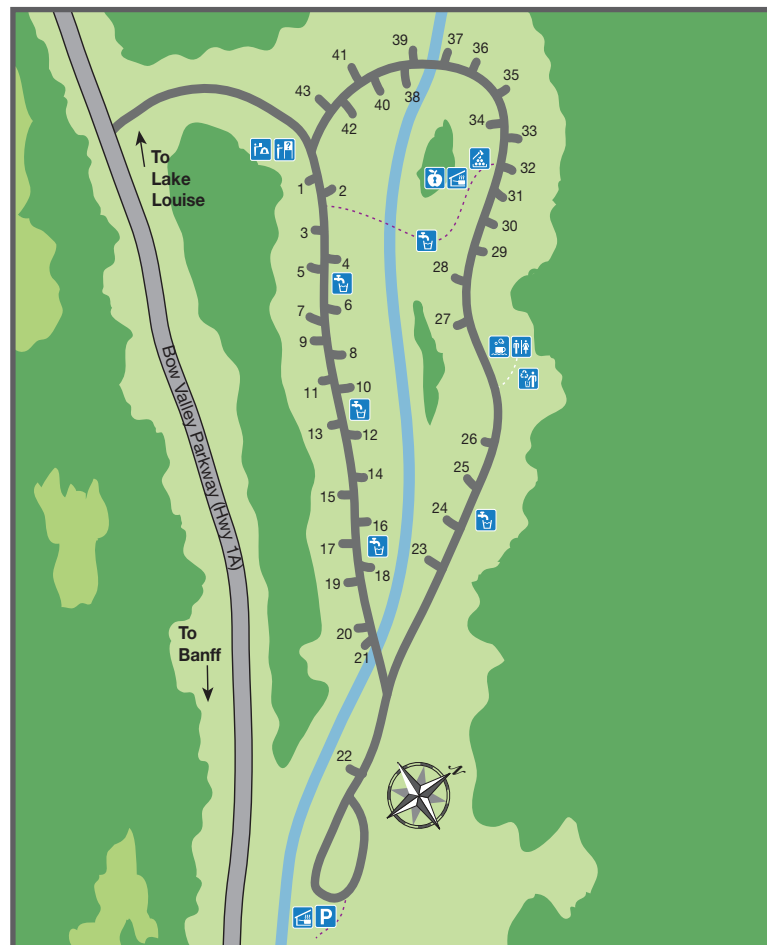
43 sites



This campground is small and intimate and offers rustic, no-service camping in a beautiful wooded area along the Bow Valley Parkway (Hwy 1A). Just 32 km from Banff, the campground is suitable for tents or small RVs (up to 24 feet), and is close to nearby attractions, such as Silverton Falls and Johnston Canyon. Sites are available on a first come, first serve basis only. Stop at Johnston Canyon Campground to pay by credit card, or bring exact cash and self-register as you enter Castle Mountain Campground.

Legend

- Kiosk
- Dish Washing Station
- Self Registration
- Food Locker
- Notice Board
- Waste Disposal
- Tents
- Recycling
- RVs
- Recycling/Waste Disposal
- Trailers
- Firewood
- Parking
- Trailer Dumping
- Group Camping
- Accessible
- Washrooms
- Interpretation
- Showers
- Theatre
- Cooking Shelter
- Accommodation
- Drinking Water
- Snack Bar
- Trail



Human food kills wildlife.

132 sites



This campground is a good option for a more rustic and authentic camping experience. Sites are available for tents and small RVs (up to 27 feet). Its central location, along the Bow Valley Parkway (Hwy 1A) only 25 km from Banff, provides access to a number of unique attractions, including Johnston Canyon and the Ink Pots. Public transit is available to the Town of Banff during summer.

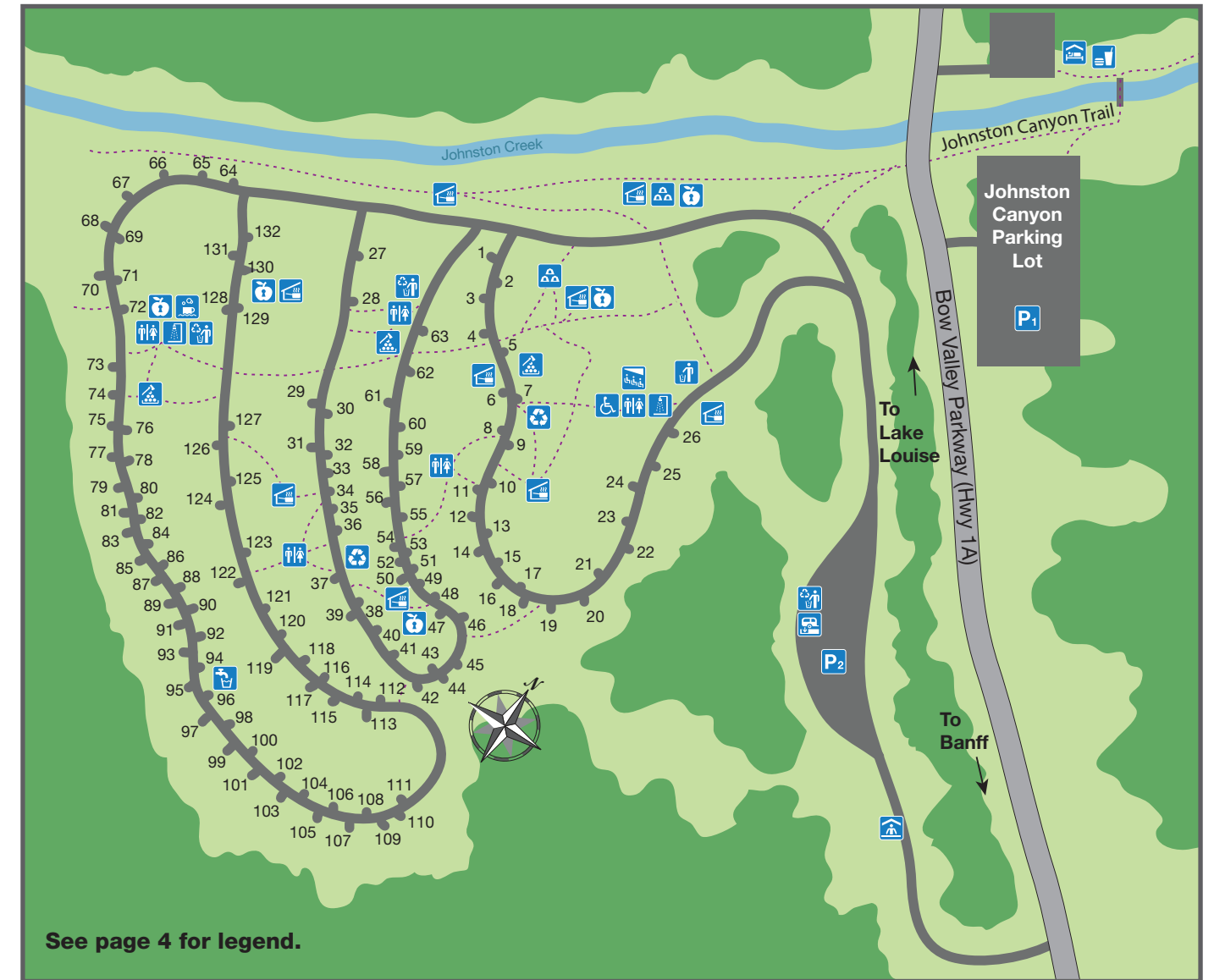


Travel Restriction: From March 1 to June 25, travel is permitted along the Bow Valley Parkway (Hwy 1A) between 8:00 a.m. and 8:00 p.m. only. After 8:00 p.m., the campground can be accessed from the Trans-Canada Highway at Castle Junction.

Evening Theatre Program

Looking for an evening of entertainment while enjoying your stay in Banff National Park? Join park interpreters as they share stories and fun facts about nature and history of Canada's first national park. All programs are for adults and kids alike. These programs are included in national park entry fees.

Where: **Bear's Den Theatre** at Johnston Canyon Campground (indoor theatre)
When: **Wednesday through Sunday** (5 nights) **7:30 p.m.**, shows run approximately 40 minutes
Programs run from June 23 – September 2



See page 4 for legend.



Do not litter.

Two Jack Lakeside Campground

Located 15 minutes from the Town of Banff and close to Lake Minnewanka, this rustic, no-service campground is beautifully situated on the shores of Two Jack Lake. It is perfect for tents or small RVs (up to 27 feet) and offers lakefront sites, 10 oTENTik sites, mountain views and access to the lake for non-motorized boating.

74 sites



Take Public Transit.

Public transit is available to many top destinations and is free from most campgrounds. Leave your car or RV at your site and come explore!

Transit info: pc.gc.ca/banff-transit
 Town of Banff parking: banffparking.ca
 Shuttles and more: explorethepark.ca
 Real-time Parks Canada info: pc.gc.ca/banffnow

Maps: A Parks Canada visitor centre or the Roam transit office

Looking for a scenic lake experience?

Lake Minnewanka – Day-use Area

Access by walking along shoreline from Two Jack Lakeside Campground, or use the parking lot on the east side of the Minnewanka Loop.

Pull out your flip flops and picnic blanket and enjoy spectacular views from the edge of Lake Minnewanka. On sunny days, dip your toes into the fresh mountain waters, and enjoy the views from the small peninsula at this popular spot.

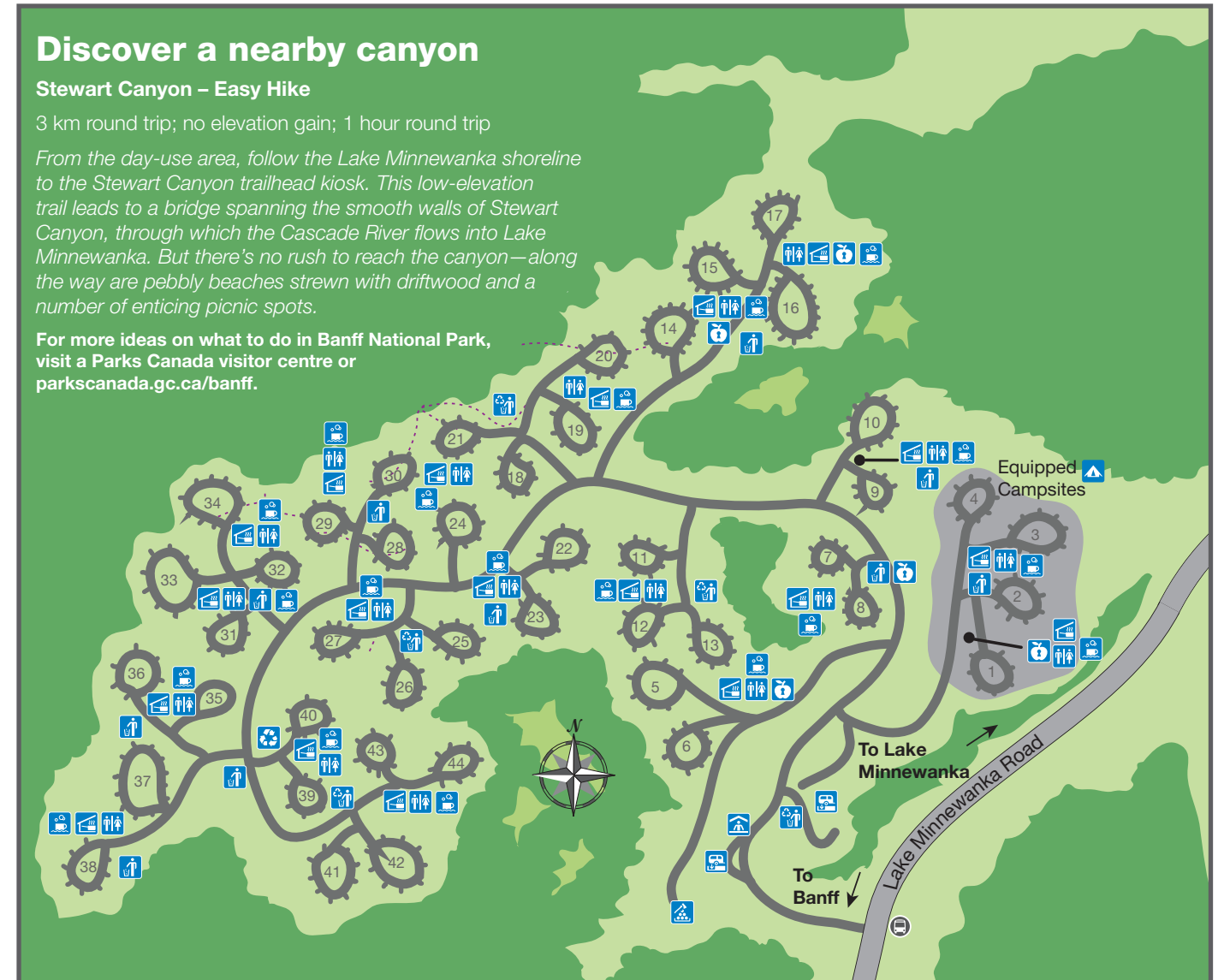
For more ideas on what to do in Banff National Park, visit a Parks Canada visitor centre or parksCanada.gc.ca/banff.

See page 7 for legend.

Two Jack Main Campground

This campground offers a more secluded and authentic camping experience. Located just minutes from Lake Minnewanka and nearby attractions, and 15 minutes from the Town of Banff, this rustic, no-service campground has scenic sites available for tents or RVs up to 22 feet, as well as Equipped Campsites.

380 sites



Discover a nearby canyon

Stewart Canyon – Easy Hike

3 km round trip; no elevation gain; 1 hour round trip

From the day-use area, follow the Lake Minnewanka shoreline to the Stewart Canyon trailhead kiosk. This low-elevation trail leads to a bridge spanning the smooth walls of Stewart Canyon, through which the Cascade River flows into Lake Minnewanka. But there's no rush to reach the canyon—along the way are pebbly beaches strewn with driftwood and a number of enticing picnic spots.

For more ideas on what to do in Banff National Park, visit a Parks Canada visitor centre or parksCanada.gc.ca/banff.

Legend


- | | | | |
|----------|----------------------|--------------------------|--------------------------|
| Kiosk | oTENTik | Cooking Shelter | Recycling |
| Tents | Equipped Camping | Food Locker | Firewood |
| RVs | Washrooms | Waste Disposal | Fire Ring |
| Trailers | Dish Washing Station | Recycling/Waste Disposal | Trailer Dumping |
| Trail | | | Roam Public Transit Stop |

Take Public Transit.

Public transit is available to many top destinations and is free from most campgrounds. Leave your car or RV at your site and come explore!

Transit info: pc.gc.ca/banff-transit
 Town of Banff parking: banffparking.ca
 Shuttles and more: explorethepark.ca
 Real-time Parks Canada info: pc.gc.ca/banffnow

Maps: A Parks Canada visitor centre or the Roam transit office



Do not leave food unattended.



Put garbage in its proper place.

Tunnel Mountain Village II Campground

Located just minutes from the Town of Banff, this campground is perfect for people wanting power without the full hook-up, and/or needing space for larger units (some sites can accommodate trailers that are 40+ feet). It is close to local attractions, offers three-season camping in 21 oTENTiks and year-round camping for tents and RVs. From the campground, enjoy mountain views, a year-round bus service to town and access to hiking and biking trails.

Evening Theatre Program

Join park interpreters as they share stories and fun facts about nature and history of Canada's first national park. All programs are for adults and kids alike. These programs are included in national park entry fees.

Where: **Wolf's Den Theatre** at Tunnel Mountain Village II Campground (indoor theatre)
 When: **Wednesday through Sunday** (5 nights)
7:30 p.m., shows run approximately 40 minutes
 Programs run from June 23 – September 2

209 sites



Take Public Transit.

Public transit is available to many top destinations and is free from most campgrounds. Leave your car or RV at your site and come explore!

Transit info: pc.gc.ca/banff-transit
 Town of Banff parking: banffparking.ca
 Shuttles and more: explorethepark.ca
 Real-time Parks Canada info: pc.gc.ca/banffnow
Maps: A Parks Canada visitor centre or the Roam transit office



322 sites



Legend

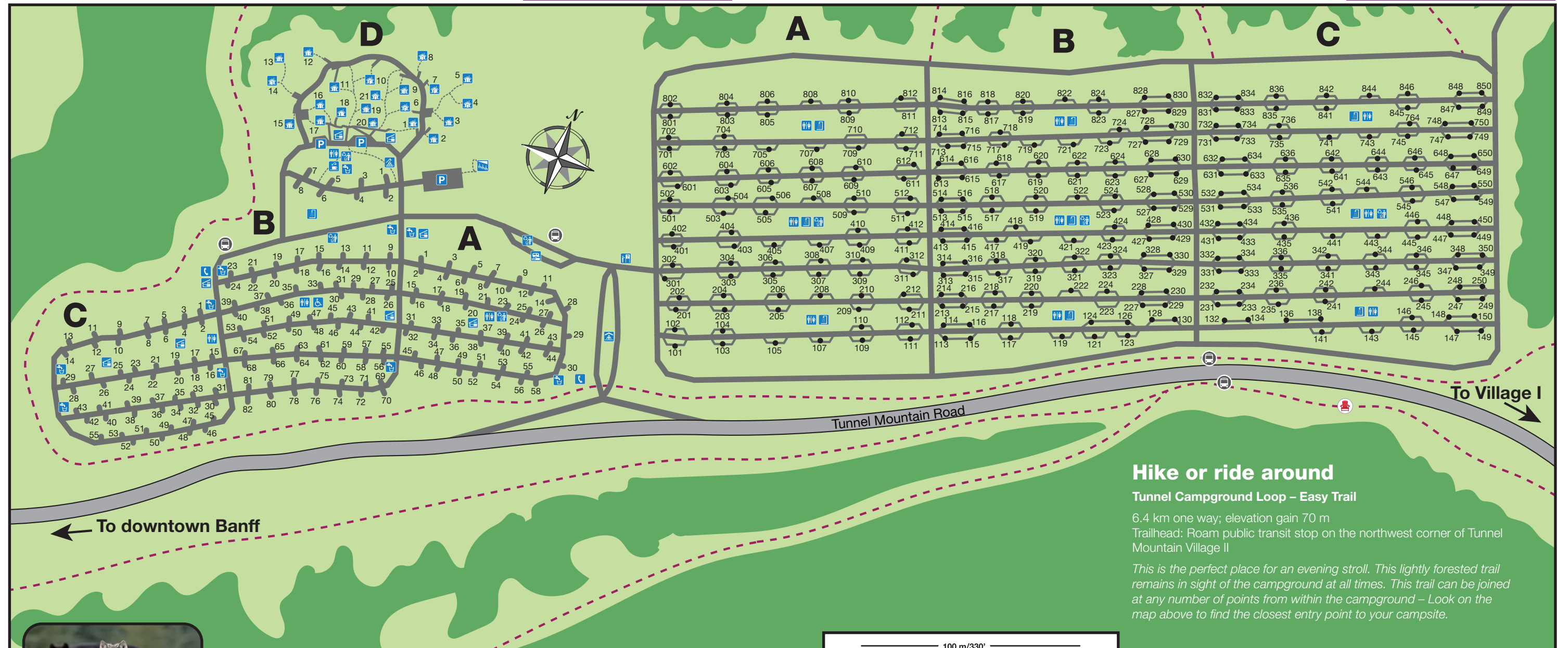
- | | | | |
|--------------|--------------------------|-----------------|--------------------------|
| Kiosk | Washrooms | Firewood | Pay Phone |
| Notice Board | Showers | Trailer Dumping | Roam Public Transit Stop |
| Tents | Cooking Shelter | Parking | Red Chairs Location |
| RVs | Dish Washing Station | Interpretation | Trail |
| Trailers | Recycling/Waste Disposal | Theatre | |
| oTENTik | Drinking Water | Accessible | |

This campground, located within close proximity to the Town of Banff, is for trailers and larger units (some sites can accommodate trailers that are 50+ feet). The sites have full three-way hook-ups and are either single or shared sites. Enjoy mountain views, access to biking and hiking trails and a bus service to town.

Take Public Transit.

Public transit is available to many top destinations and is free from most campgrounds. Leave your car or RV at your site and come explore!

Transit info: pc.gc.ca/banff-transit
 Town of Banff parking: banffparking.ca
 Shuttles and more: explorethepark.ca
 Real-time Parks Canada info: pc.gc.ca/banffnow
Maps: A Parks Canada visitor centre or the Roam transit office



Hike or ride around

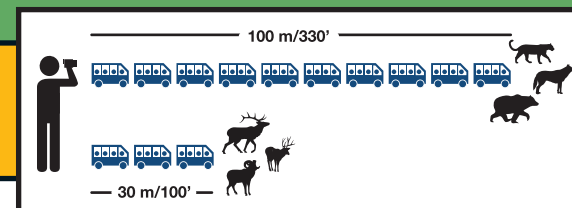
Tunnel Campground Loop – Easy Trail

6.4 km one way; elevation gain 70 m
 Trailhead: Roam public transit stop on the northwest corner of Tunnel Mountain Village II

This is the perfect place for an evening stroll. This lightly forested trail remains in sight of the campground at all times. This trail can be joined at any number of points from within the campground – Look on the map above to find the closest entry point to your campsite.



Give us space.



Do not approach wildlife.

Located within close proximity to the Town of Banff, this campground offers a more traditional camping experience with mountain views, fire pits for cooking, and access to hiking and biking trails. This campground has options to suit many camping preferences and has a limited number of large campsites available.

Evening Theatre Program

Where: **Raven's Nest Theatre** at Tunnel Mountain Village I Campground (outdoor theatre)
 When: **Wednesday through Sunday** (5 nights)
7:30 p.m., shows run approximately 40 minutes
 Programs run from June 23 – September 2

Legend

- | | | | | |
|-------|-----------|--------------------------|-----------------|--------------------------|
| Kiosk | Trailers | Food Locker | Firewood | Interpretation |
| Tents | Washrooms | Dish Washing Station | Trailer Dumping | Theatre |
| RVs | Showers | Recycling/Waste Disposal | Parking | Accessible |
| Trail | | | | Roam Public Transit Stop |

618 sites



Take Public Transit.

Public transit is available to many top destinations and is free from most campgrounds. Leave your car or RV at your site and come explore!

Transit info: pc.gc.ca/banff-transit
 Town of Banff parking: banffparking.ca
 Shuttles and more: explorethepark.ca
 Real-time Parks Canada info: pc.gc.ca/banffnow

Maps: A Parks Canada visitor centre or the Roam transit office



Wildlife in Banff Need Your Help

National parks help protect uniquely Canadian landscapes and the ecosystems that wildlife depend on for their survival. When visitors disturb or entice wildlife, the natural character of national parks diminishes. Parks Canada staff make special efforts to ensure your safety and protect wildlife. By learning more you can help ensure an encounter is positive for both you and the wildlife.



Wildlife quickly find any food, scented items or garbage that is left unattended. Eating these unnatural foods teaches the wildlife to approach people for an easy meal.



Once wildlife develop a taste for human food, they often become aggressive in their search for more. This places you and others in danger as they search for food or garbage that is not properly stored.

Wildlife that eat human food or garbage become aggressive with people. This puts both people and wildlife at risk of being hurt or killed.

Do Not Litter. Put Garbage in its Proper Place.

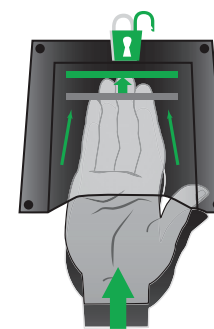


Wildlife will feed on garbage: littering means feeding wildlife. Ensure all garbage and recycling are disposed in wildlife proof bins immediately.

- If you see garbage or recycling left outside in the Town of Banff, please inform Bylaw Services at 403-762-1218 (8 a.m. to 6 p.m. seven days a week).
- After hours, please call Parks Canada Banff Dispatch at 403-762-1470.



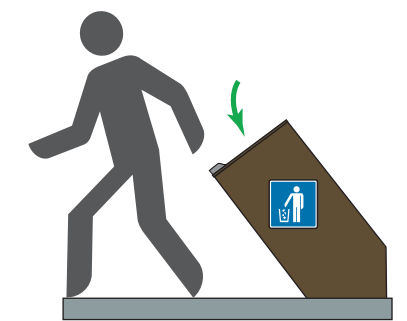
How to Use the Wildlife-proof Garbage Bins.



Place your hand inside the handle and push it to the very back to release the latch.



Raise your arm to open the lid. Dispose of garbage.



Lower the lid. Ensure the lid is **closed tight** before leaving.

Properly Store All Food and Scented Items.

A clean campsite or picnic area does not have anything that will attract wildlife (food, garbage, food-related or scented items). Never leave these items where wildlife can access them:

- Coolers – full or empty
- Food – wrapped, unwrapped, or in containers
- Garbage/wrappers
- Dishes/pots/cutlery – clean or dirty
- Full or empty beverage containers
- Pet food/bowls – full or empty
- Bottles/cans – open or unopened
- Scented products – such as shampoo, toothpaste, candles, citronella, dish soap, sunscreen, lip balm, dish towels
- Barbecues – clean or dirty
- Any other items used for food preparation or that have a smell or scent



Never leave food or scented items unattended or in a tent for even a minute.

Always Keep Your Campsite or Picnic Area Clean.

When you are done cooking or eating at your picnic table, all food, food-related and scented items **MUST** be stored:

- In a hard-sided vehicle, trailer or motor home (not in tents or tent trailers)
- In campground food storage lockers

Non-food items such as lawn chairs, tables or lanterns may be left outside. Items such as coolers, cook stoves, dish towels and toothpaste must be properly stored.

Dump dish water down outdoor sinks or at the sani-dump in campgrounds.



All food, food-related and scented items **MUST** be stored away.



Cooler, stove and dishes (dirty or clean) **MUST** be stored away.



Non-food items may be left outside.

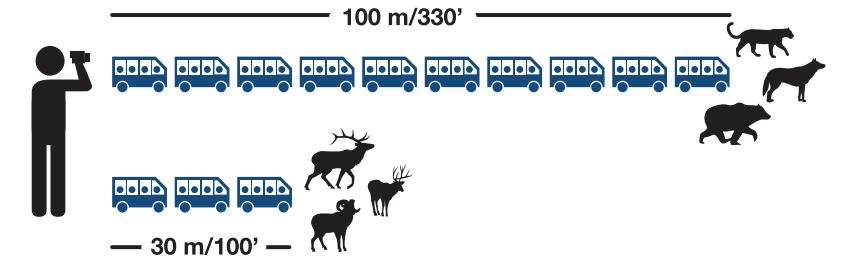
Do Not Approach or Entice Wildlife. Give Them Space.



For photos, do not surround, crowd or follow an animal. Use zoom or show the animal in its natural surroundings and crop the image later.



Do not startle wildlife.
If you make them move, you are too close.



Photograph wildlife from a vehicle or safe distance:

- 30 metres for deer, elk, moose and bighorn sheep
- 100 metres for cougars, bears, coyotes and wolves

If You See Wildlife By the Road

Always slow down

If you do stop (not recommended for the safety of wildlife):

- Be aware of the traffic around you.
- Pull over where it is safe to do so.
- Use your hazard lights to alert other drivers.
- **Stay in your vehicle.**
- Watch for a few moments, take a quick photo, and then move on.
- If a traffic jam develops, move on. It is unsafe for people and wildlife.



Dogs Stress Wildlife

Dogs or other pets cause stress for wildlife. Dogs, like wolves and coyotes, may be seen as a threat. Off-leash dogs can trigger aggressive behaviour from wildlife such as grizzly bears and elk. To prevent unsafe situations, it is your responsibility to:



Ensure your dog is on a leash and under control at all times.



Pick up and dispose of your pet's waste in a garbage bin.



Do not leave pet food out. If you walk away, store food dishes – empty or full. Always store food dishes at night.

Dogs are not allowed on some trails:
parks.canada.ca/banfftrails

Consider leaving your dog at home if you plan to camp, hike or go into the backcountry.

Keeping Your Children Safe.

Bears, cougars, wolves and coyotes may be curious about children and can attack them.

- Keep children in immediate sight and within close reach at all times.
- Children should avoid playing in or near areas with tall grass or dense bushes.
- Never allow children to pet, feed or pose with wildlife.

General

In addition to keeping a clean campsite, a number of regulations are in effect to ensure campers have a safe and enjoyable experience.

Campgrounds and campsite sizes have been designed to reduce our impact on the ecosystem. Exceeding the maximum occupancy of a campsite places stress on the campgrounds and the natural environment.

- A maximum of two vehicles, two standard-size tents, and six people (including children) are permitted on each site.
- **Check out or re-register by** – 11 a.m.
- **Maximum stay** – 14 nights
- Camping is only permitted in a designated campground and site.
- Vehicles and tents must be within your designated site and on the gravel pad, not on vegetation.
- Do not tie anything to the trees (this includes tarps). Tarps should be secured using poles.

Respect Your Neighbours

People love to camp because of the opportunity it provides to escape the noise of the city and enter the peace and quiet of nature. Even quiet conversations can carry through a forested area. Excessive noise is not permitted at any time. Any disturbance should be reported immediately to campground staff or a Parks Canada warden.

Quiet Hours – Are in effect from 11 p.m. to 7 a.m. daily. During quiet hours, music, campfires and alcohol are prohibited.

Alcohol – Open alcohol is not permitted between 11 p.m. and 7 a.m. daily. **During summer long weekends, a complete ban on the possession of alcohol is in effect at all campgrounds.** See page 15.

Generator Use - Only permitted between the hours of 9 a.m. – 10:30 a.m. and 5 p.m. – 7 p.m. daily.

Visitors – Only site occupants are permitted on a campsite after 11 p.m.

Campfires

Having a campfire is one of the most enjoyable things to do when camping. In order to keep your campfire safe for you and for the environment, adhere to the following regulations:

Permit – Each registered party wanting to have a campfire must purchase a fire permit. Permits are available when reserving your site, at the campground or a self-registration kiosk.

Fire Size – Fires must be contained within the metal fire ring provided. It is illegal to have a fire outside of a designated ring. To reduce the negative impact of campfires on the environment, keep your fires to a reasonable size—stack the firewood no higher than the top of the ring.

Wood – Only burn wood obtained from the campground woodlot. **Do not burn food or garbage** or collect deadfall from the surrounding forest for burning. Use an axe to make your own kindling from the firewood provided.

Times – Campfires are permitted from 7 a.m. to 11 p.m. daily. Fires must be attended at all times. Refer to the *Alcohol and Fire Bans* section on page 15 for more information.

Fishing

A national park fishing permit is required. Permits are available at Parks Canada visitor centres, the Lake Minnewanka boat dock or various retail outlets in the area. Pick up a copy of the *Fishing Regulations Summary* to learn about special rules related to fishing in a national park.

Failure to Comply

Parks Canada staff are here to help and may enter your site to remind you of these regulations. Campers who fail to comply with keeping a clean site and other regulations may have their camping permit revoked without a refund. Campers may be charged under the *Canada National Parks Act* and *National Parks Campground Regulations*, be required to appear in court, and could pay fines up to \$25 000. The permit holder is responsible for ensuring the campsite is maintained in a satisfactory condition.

You can ensure you are a good neighbour and guarantee a good camping experience for all, by respecting and adhering to the following guidelines:

Washing Dishes – Use the outdoor sink or a personal basin for washing dishes. Do not use the sinks inside the bathrooms. Dump dish water down outdoor sinks or at the sani-dump in campgrounds. Do not dump in bushes or on the ground.

Washing Laundry – Please use your own tub and dump water down the outdoor sink or sani-dump. Laundry facilities are available in the Town of Banff.

Recycling – Bottles and cans (refundable containers) can be recycled in each campground.

Children – To ensure the safety of your children, please supervise them at all times. Children may become lost in the campground or may unknowingly trespass on a neighbouring campsite.

Driving – Respect the posted speed limits and remain alert while driving in the campground. Trees may obstruct your view and pedestrians, especially children, may suddenly dart out onto the road. Watch for stumps close to the road and campsites that might be hidden in the grass.

Accessing Facilities – Please use roadways and pathways to access campground facilities (picnic shelters, bathrooms, etc.) and your own campsite. Cutting through a neighbouring campsite will disturb other campers and may cause damage to the fragile vegetation.

Alcohol and Fire Bans

From May to September, a number of policies are in place to ensure visitors get a good night's sleep. An alcohol consumption ban and a fire ban are in effect daily at campgrounds during quiet hours from 11 p.m. to 7 a.m. During summer long weekends, a complete ban on the possession of alcohol is in effect at all campgrounds.

Please note: there is a difference between a ban on the consumption of alcohol and a ban on possession.

Ban on consumption: alcohol is permitted in the campground but may not be open or consumed during quiet hours.

Ban on possession: alcohol is not permitted at any time.



Park Wardens

Park wardens are the primary peace officers in the national park campgrounds and are responsible for protecting Banff National Park and ensuring you have a safe and enjoyable experience. Campers are legally required to comply with requests by park wardens. Your cooperation is appreciated.



Slow down, my cubs live here.



Obey speed limits.

Respect Your Neighbours and Wildlife



Quiet Hours
11 p.m.—7 a.m.



Generator Use
9 a.m.—10:30 a.m. and 5 p.m.—7 p.m.



No Campfires
11 p.m.—7 a.m.



No Alcohol*
11 p.m.—7 a.m.

* During summer long weekends, a complete ban on the possession of alcohol is in effect at all campgrounds. See page 15.



No Littering and Keep a Clean Campsite at All Times



Do Not Feed Any Wildlife



Do Not Approach Wildlife. Give Them Space.



Pets must be on a leash at all times.

Violators will be charged, be required to appear in court, and could pay fines up to \$25 000.

Parks Canada Visitor Centres in the Banff Area

Banff Visitor Centre: 224 Banff Avenue
May 18 - Oct 8 8 a.m. – 8 p.m. 7 days / week
Oct 9 to May 17 9 a.m. – 5 p.m. 7 days / week
403-762-1550 parkscanada.gc.ca/banff

Banff Visitor Information Kiosk: 327 Railway Avenue
Open year round 9 a.m. – 5 p.m. 7 days / week

Report all bear, cougar, wolf and coyote sightings to Parks Canada staff immediately or call the 24-hour Banff Park Dispatch Service at **403-762-1470**.

To report campground noise after-hours complaints or other *Canada National Parks Act* offences, call **1-888-WARDENS (1-888-927-3367)** (law enforcement), toll free 24 hrs a day, 7 days a week.