



Health
Canada

Santé
Canada

Natural and Non-Prescription Health Products Directorate

Drug Submission Performance
Quarterly Report
April - June
2018



Health Canada is responsible for helping Canadians maintain and improve their health. It ensures that high quality health services are accessible, and works to reduce health risks.

Également disponible en français sous le titre :
Direction des produits de santé naturels et sans ordonnance – Rapport trimestriel du rendement des présentations de drogue – avril - juin 2018

To obtain additional information, please contact:

Health Canada
Address Locator 0900C2
Ottawa, On K1A 0K9
Tel.: 613-957-2991
Toll free: 1-866-225-0709
Fax: 613-941-5366
TTY: 1-800-465-7735
E-mail: hc.publications-publications.sc@canada.ca

© Her Majesty the Queen in Right of Canada, as represented by the Minister of Health, 2018

Publication date: August 2018

This publication may be reproduced for personal or internal use only without permission provided the source is fully acknowledged.

Cat H167-3E-PDF
ISSN 2561-5556
Pub 180230

Table of Contents

OVERVIEW	9
ACRONYMS	12
Submission Types	12
Documents	12
FEE CATEGORIES	13
PART 1: NON-PRESCRIPTION DRUGS	14
NON PRESCRIPTION DRUGS FILED PURSUANT TO DIVISION 1	14
DINA: DRUG IDENTIFICATION NUMBER APPLICATIONS	15
SUBMISSIONS RECEIVED.....	15
DINA: Received by Fee Category	15
WORKLOAD	16
DINA: Review Workload Showing Percentage in Backlog	16
DINA: Review Workload by Fee Category	16
DINA: Screening Workload Showing Percentage in Backlog	17
DINA: Screening Workload by Fee Category	17
DINA: Administrative-Screening Workload Showing Percentage in Backlog	18
DINA: Administrative-Screening Workload by Fee Category	18
DECISION DOCUMENTS	19
DINA: Decision Documents by Fee Category	19
PERFORMANCE	20
DINA: Review Cycle Completions Showing Percentage within Target	20
DINA: Screening Cycle Completions Showing Percentage within Target	20
DINA: Administrative-Screening Cycle Completions Showing Percentage within Target	21

DINF: CATEGORY FOUR DIN APPLICATIONS	22
SUBMISSIONS RECEIVED.....	22
DINF: Received by Fee Category.....	22
WORKLOAD	23
DINF: Screening Workload Showing Percentage in Backlog	23
DINF: Screening Workload by Fee Category	23
DECISION DOCUMENTS.....	24
DINF: Decision Documents by Fee Category	24
PERFORMANCE.....	25
DINF: Screening Cycle Completions	25
DINF: Admin-Screening Cycle Completions	25
PDC: POST AUTHORIZATION DIVISION 1 CHANGES.....	26
SUBMISSIONS RECEIVED.....	26
PDC: Received by Fee Category	26
WORKLOAD	27
PDC: Screening Workload Showing Percentage in Backlog	27
PDC: Screening Workload by Fee Category	27
DECISION DOCUMENTS.....	28
PDC: Decision Documents by Fee Category	28
PERFORMANCE.....	28
PDC: Screening Cycle Completions	28
NON-PRESCRIPTION DRUGS FILED PURSUANT TO DIVISION 8.....	29
NDS: NEW DRUG SUBMISSIONS.....	30
SUBMISSIONS RECEIVED.....	30
NDS: Received by Fee Category	30
WORKLOAD	31
NDS: Review Workload Showing Percentage in Backlog	31
NDS: Review Workload by Fee Category	31

NDS: Screening Workload Showing Percentage in Backlog	32
NDS: Screening Workload by Fee Category	32
DECISION DOCUMENTS	33
NDS: Decision Documents by Fee Category	33
PERFORMANCE	34
NDS: Review Cycle Completions Showing Percentage within Target	34
NDS: Screening Cycle Completions Showing Percentage within Target	34
SNDS: SUPPLEMENTAL NEW DRUG SUBMISSIONS.....	35
SUBMISSIONS RECEIVED.....	35
SNDS: Received by Fee Category	35
WORKLOAD	36
SNDS: Review Workload Showing Percentage in Backlog	36
SNDS: Review Workload by Fee Category	36
SNDS: Screening Workload Showing Percentage in Backlog	37
SNDS: Screening Workload by Fee Category	37
DECISION DOCUMENTS	38
SNDS: Decision Documents by Fee Category	38
PERFORMANCE	39
SNDS: Review Cycle Completions Showing Percentage within Target	39
SNDS: Screening Cycle Completions Showing Percentage within Target	39
NC: NOTIFIABLE CHANGES	40
SUBMISSIONS RECEIVED.....	40
NC: Received by Fee Category	40
WORKLOAD	41
NC: Review Workload Showing Percentage in Backlog.....	41
NC: Review Workload by Fee Category	41
NC: Screening Workload Showing Percentage in Backlog.....	42
NC: Screening Workload by Fee Category	42
DECISION DOCUMENTS	43
NC: Decision Documents by Fee Category	43

PERFORMANCE.....	44
NC: Review Cycle Completions Showing Percentage within Target.....	44
NC: Screening Cycle Completions Showing Percentage within Target	44
 PART 2: DISINFECTANT DRUGS	45
 DISINFECTANT DRUGS FILED PURSUANT TO DIVISION 1	45
 DIND: DIN APPLICATION – DISINFECTANT DRUGS.....	46
 SUBMISSIONS RECEIVED.....	46
DIND: Received by Fee Category	46
 WORKLOAD	47
DIND: Review Workload Showing Percentage in Backlog	47
DIND: Screening Workload Showing Percentage in Backlog.....	47
DIND: Administrative-Screening Workload Showing Percentage in Backlog	48
 PERFORMANCE.....	49
DIND: Review Performance Showing Percentage within Target.....	49
DIND: Screening Performance Showing Percentage within Target.....	49
DIND: Administrative-Screening Performance Showing Percentage within Target.....	50
 DECISION DOCUMENTS.....	51
DIND: Decisions Documents by Fee Category	51
 PDC: POST AUTHORIZATION DIVISION 1 CHANGES.....	52
 SUBMISSIONS RECEIVED.....	52
PDC: Received by Fee Category	52
 WORKLOAD	53
PDC: Screening Workload Showing Percentage in Backlog.....	53
 PERFORMANCE.....	53
PDC: Screening Performance Showing Percentage within Target	53
 DECISION DOCUMENTS.....	54
PDC: Decision Documents by Fee Category	54

DISINFECTANT DRUGS FILED PURSUANT TO DIVISION 8	55
NDS-D: NEW DRUG SUBMISSIONS-DISINFECTANT DRUGS	56
SUBMISSIONS RECEIVED.....	56
NDS-D: Received by Fee Category.....	56
WORKLOAD	56
NDS-D: Review Workload/Backlog at End of Quarter.....	56
NDS-D: Screening Workload/Backlog at End of Quarter	56
NDS-D: Administrative-Screening Workload/Backlog at End of Quarter.....	56
PERFORMANCE	57
NDS-D: Review Performance	57
NDS-D: Screening Performance.....	57
NDS-D: Administrative-Screening Performance	57
DECISION DOCUMENTS	57
NDS-D: Decision Documents by Fee Category	57
NC: NOTIFIABLE CHANGES	58
SUBMISSIONS RECEIVED.....	58
NC – Disinfectant Drugs: Received by Fee Category	58
WORKLOAD	58
NC – Disinfectant Drugs: Review Workload/Backlog at End of Quarter.....	58
NC – Disinfectant Drugs: Screening Workload/Backlog at End of Quarter.....	58
PERFORMANCE	59
NC – Disinfectant Drugs: Review Performance.....	59
NC – Disinfectant Drugs: Screening Performance	59
DECISION DOCUMENTS	59
NC – Disinfectant Drugs: Decision Documents	59
MPNDS: PRE-NDS MEETING	60
MPNDS – Disinfectant Drugs: Received by Fee Category	60
MPSNDS: PRE-SNDS MEETING.....	60

MPSNDS – Disinfectant Drugs: Received by Fee Category 60

OVERVIEW

The NNHPD Quarterly Drug Submission Performance Report reflects Non-Prescription and Disinfectant Drug submission review activity over five consecutive quarters from April – June 2017 to April – June 2018. Statistics are provided by Submission Type and show the number received, the number in workload and the number of licensing decisions issued over that period.

Some of the highlights of the April – June 2018 report are:

Non-Prescription (Over the Counter (OTC)) drugs:

- There was a decrease (33%) in the number of DINF submissions received: from 52 in January-March 2018 to 35 during the first quarter (April – June 2018).
- A decrease of 61% of DINA submissions was recorded: from 71 received in January – March 2018 to 28 in April – June 2018.
- The number of PDC submissions received increased (100%) from 36 in January – March 2018 to 72 in April – June 2018. The performance standards for PDC submissions continued to be maintained only one of 65 submissions was in the backlog.
- The number of NC submissions received increased (160%) from 5 in January – March 2018 to 13 in April – June 2018.
- Overall, total non-prescription drug submissions received decreased by 10% in this quarter (153) compared to last quarter (170).

Disinfectant Drugs:

- The increase in the number of DIND submissions previously observed has subsided and stabilized, with a slight increase (13%) in the number of submissions received in this quarter (35) as compared to January – March 2018 (31). There was an increase (33%) in the number of DIND full review submissions in this quarter (from 9 in previous quarter to 12), but no significant changes in the number of DIND Administrative or DIND Labelling Standard received.
- There was a slight decrease in the number of PDC submissions received in this quarter, 12 in April – June 2018 compared to 17 in January – March 2018, a 29% decrease.

General Information

There are several steps involved in the drug submission review¹ and approval process:

- administrative processing,
- regulatory and scientific screening and
- in-depth scientific review.

When deficiencies or non-compliance issues are found, a company may submit responses before a final decision can be reached and thus multiple review cycles may be required.

A submission's approval time can vary depending on the number and type of review cycles needed.

Submissions Received are counts of submissions received during the year using the filing date (CR date) which is the date the submission is considered administratively complete by Health Canada.

Workload is the number of submissions “under active review” on the last day of the quarter. **“Backlog”** is the proportion of the workload that is over target. Often the term workload is used to mean the amount of work received over a period of time and is a common source of confusion.

For new drugs, **approvals** are Notice of Compliances (NOC) Issued or Issuable which are reported in the Decisions’ section. An NOC issuable is when a submission’s NOC is placed “on hold” awaiting authorization to market, due to changes from Prescription to Non-Prescription or due to Patented Medicines (NOC) Regulations.

¹ For further clarification refer to the [Guidance for Industry: Management of Drug Submissions](#).

A **review cycle completion** is counted upon the conclusion of a scientific review that then results in a decision of approval or non-approval. The time taken is compared to a set [performance standard](#)² which is based on the type of submission, class and cycle (status). Health Canada has set a goal of 90% of review cycle completions to be rendered within performance standards.

Any questions or comments on this report should be forwarded to:

Office of Submissions and Intellectual Property, Therapeutic Products Directorate
Finance Building, A.L. # 0202A1
101 Tunney's Pasture Driveway, Tunney's Pasture
Ottawa, Ontario, K1A 0K9

Tel: (613) 941-7281 Fax: (613) 941-0825

Email: hc.osip-bppi.sc@canada.ca

² Performance continues to be measured against performance standards for Submission Type/Submission Class/ Status combinations as set out in Appendix 3 of the [Guidance for Industry: Management of Drug Submissions](#). This is not to be confused with the 'UF Review 1 (iteration 1)' performance standards that are employed to measure performance to meet the *User Fees Act* reporting Requirements in the 'Health Canada Departmental Performance Report (DPR)'.

ACRONYMS

Submission Types

ANDS	-	Abbreviated New Drug Submission
DINA	-	Application for a Drug Identification Number
DIND	-	Application for a Drug Identification Number – Disinfectant Product
DINF	-	Application for a Drug Identification Number - Category IV Product – (Labelling Standard)
MPNDS		Pre-NDS Meeting
NC	-	Notifiable Change – New Drug
NDS	-	New Drug Submission
NDS-D		New Drug Submission - Disinfectants
PDC	-	Post-DIN Changes
SNDS	-	Supplemental New Drug Submission

Documents

NOC	-	Notice of Compliance
NOC-c	-	Notice of Compliance with Conditions
Issuable NOC (Patent)	-	NOC on Hold due to Patented Medicines (NOC) Regulations
Issuable NOC (Rx to OTC)	-	NOC on Hold due to changes (Prescription to Non-Prescription)
NON	-	Notice of Non-Compliance
NOD	-	Notice of Deficiency
NON Withdrawal	-	Notice of Non-Compliance Withdrawal Letter
NOD Withdrawal	-	Notice of Deficiency Withdrawal Letter

Fee Categories

Fee Category	Fee Category Description
New Active Substance (NAS)	Submission in support of a drug, excluding a disinfectant, that contains a medicinal ingredient not previously approved in a drug for sale in Canada, and that is not a variation of a previously approved medicinal ingredient such as a salt, ester, enantiomer, solvate or polymorph. For biologics, this submission class does not include an NDS in support of a subsequent entry biologic or an SNDS in support of changes to the manufacturing process of biologics.
Clinical or Non-Clinical Data and Chemistry and Manufacturing data	Submissions based on clinical or non-clinical data and chemistry and manufacturing data for a drug that does not include a NAS.
Clinical or Non-Clinical Data Only	Submissions based only on clinical or non-clinical data for a drug that does not include a NAS.
Comparative Studies	Submissions based on comparative studies with or without chemistry and manufacturing data for a drug that does not include a NAS. It excludes superiority and non-inferiority studies since they are clinical studies. It also excludes pharmaceutical equivalence studies since they are captured by the chemistry and manufacturing fee.
Chemistry and Manufacturing Data Only	Submissions based only on chemistry and manufacturing data for a drug that does not include a NAS.
Published Data Only	Submissions based only on published clinical or non-clinical data for a drug that does not include a NAS.
Switch from Prescription to Nonprescription Status	Submissions based only on data that support the modification or removal of a medicinal ingredient on the Prescription Drug List . This fee is limited to switches from prescription to nonprescription status when an identical claim is made for an existing drug.
Labelling Only³	Submissions of labelling material that do not include supporting clinical or non-clinical data or chemistry and manufacturing data.
Administrative Submission⁴	Submissions in support of a manufacturer or product name change.
Disinfectants⁵	Submissions and applications that include data in support of a disinfectant.
Drug Identification Number (DIN) - Labelling Standards	Applications attesting to compliance with a labelling standard or Category IV Monograph (DINF) for a drug that does not include clinical or non-clinical data or chemistry and manufacturing data.

For further information, please refer to the [Guidance Document - Fees for the Review of Drug Submissions and Applications](#)

³ For more information, please consult the [Guidance Document: Question and Answers about Plain Language Labelling](#)

⁴ For additional information, please consult the ["Changes in Manufacturer and/or Product Name Policy" \(2015\)](#)

⁵ The non-prescription (or over-the-counter) and disinfectant drug review functions were moved from TPD to the Natural and Non-prescription Health Products Directorate (NNHPD) on July 1, 2013. These products are reported on in a separate NNHPD Drug Submission Performance Report.

PART 1: NON-PRESCRIPTION DRUGS

Over the counter (OTC) Drugs

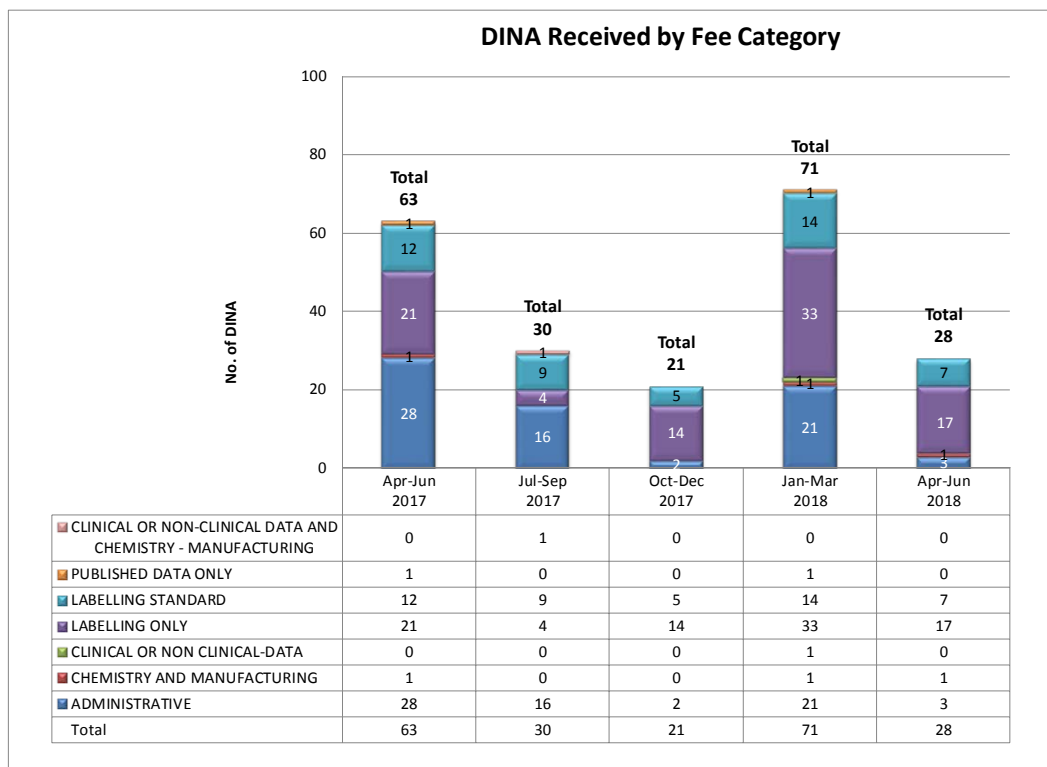
NON PRESCRIPTION DRUGS FILED PURSUANT TO DIVISION 1

in Part C of the *Food and Drug Regulations*

DINA: DRUG IDENTIFICATION NUMBER APPLICATIONS

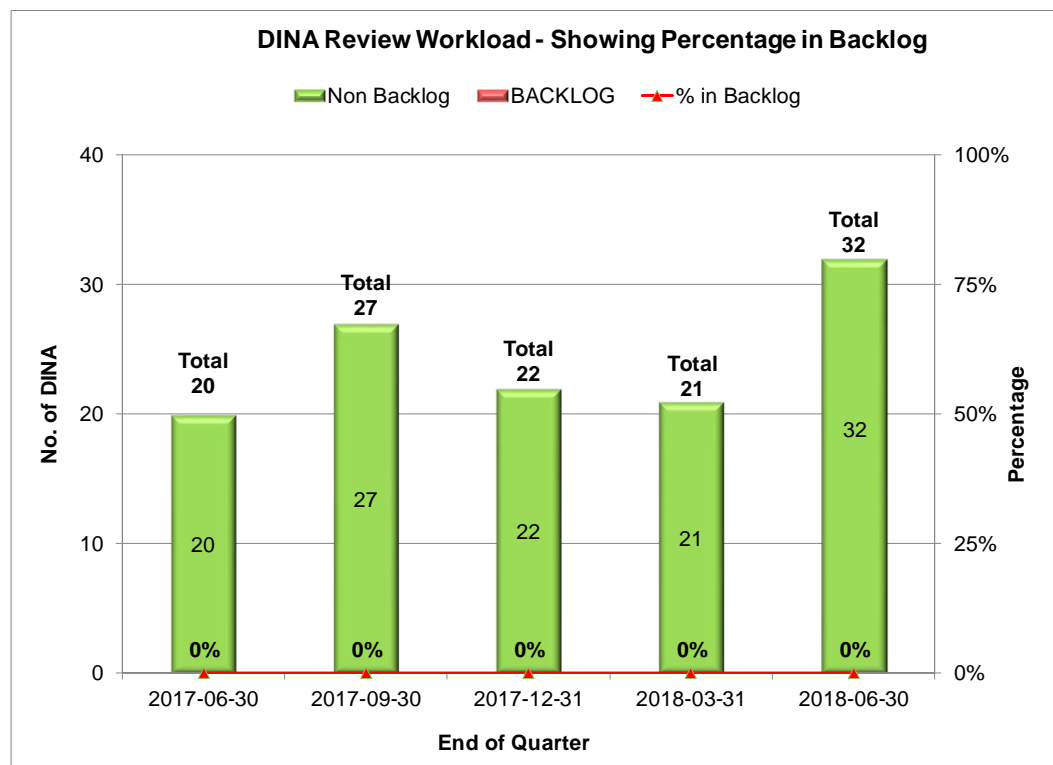
SUBMISSIONS RECEIVED

DINA: Received by Fee Category



WORKLOAD

DINA: Review Workload Showing Percentage in Backlog

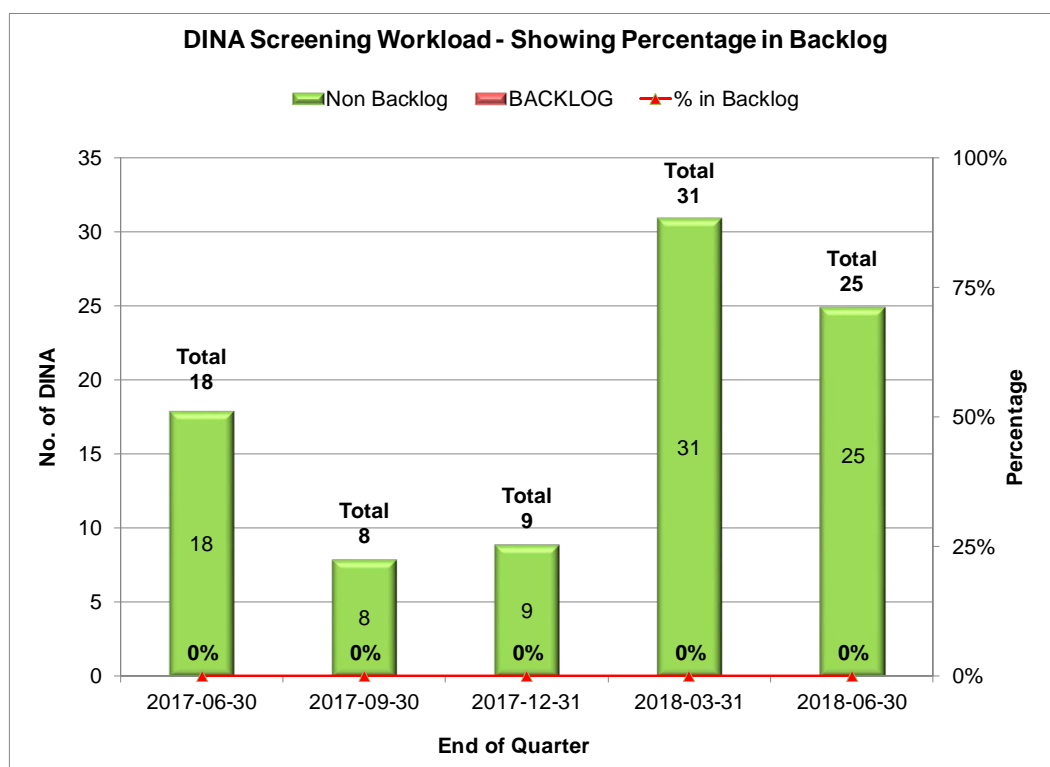


DINA: Review Workload by Fee Category

NNHPD DINA REVIEW WORKLOAD BY FEE CATEGORY AND END OF QUARTER					
	2017-06-30	2017-09-30	2017-12-31	2018-03-31	2018-06-30
Chemistry and Manufacturing	4	3	0	1	1
<i>Backlog</i>	<i>0</i>	<i>0</i>	<i>0</i>	<i>0</i>	<i>0</i>
Clinical or Non-Clinical Data	2	3	1	0	1
<i>Backlog</i>	<i>0</i>	<i>0</i>	<i>0</i>	<i>0</i>	<i>0</i>
Clinical or Non-Clinical Data and Chemistry - Manufacturing	0	0	1	1	0
<i>Backlog</i>	<i>0</i>	<i>0</i>	<i>0</i>	<i>0</i>	<i>0</i>
Labelling Only	14	20	19	19	30
<i>Backlog</i>	<i>0</i>	<i>0</i>	<i>0</i>	<i>0</i>	<i>0</i>
Published Data	0	1	1	0	0
<i>Backlog</i>	<i>0</i>	<i>0</i>	<i>0</i>	<i>0</i>	<i>0</i>
Total	20	27	22	21	32
Non Backlog	20	27	22	21	32
BACKLOG	0	0	0	0	0
% in Backlog	0%	0%	0%	0%	0%

WORKLOAD

DINA: Screening Workload Showing Percentage in Backlog

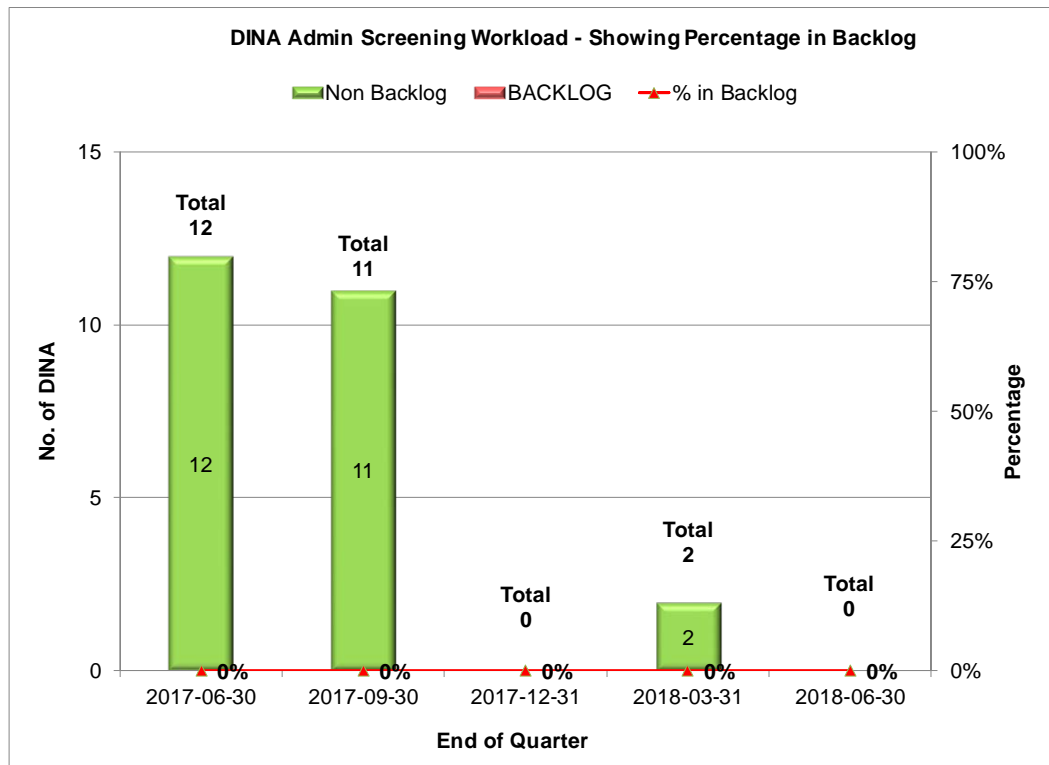


DINA: Screening Workload by Fee Category

NNHPD DINA SCREENING WORKLOAD BY FEE CATEGORY AND END OF QUARTER					
	2017-06-30	2017-09-30	2017-12-31	2018-03-31	2018-06-30
Chemistry and Manufacturing	0	0	0	0	0
Backlog	0	0	0	0	0
Clinical or Non-Clinical	0	0	0	0	0
Backlog	0	0	0	0	0
Clinical or Non-Clinical Data and Chemistry - Manufacturing	0	1	0	0	0
Backlog	0	0	0	0	0
Labelling Only	11	4	5	21	13
Backlog	0	0	0	0	0
Labelling Standard	6	3	4	10	12
Backlog	0	0	0	0	0
Published Data	1	0	0	0	0
Backlog	0	0	0	0	0
Total	18	8	9	31	25
Non Backlog	18	8	9	31	25
BACKLOG	0	0	0	0	0
% in Backlog	0%	0%	0%	0%	0%

WORKLOAD

DINA: Administrative-Screening Workload Showing Percentage in Backlog



DINA: Administrative-Screening Workload by Fee Category

NNHPD DINA ADMIN SCREENING WORKLOAD BY FEE CATEGORY AND END OF QUARTER					
	2017-06-30	2017-09-30	2017-12-31	2018-03-31	2018-06-30
Administrative	12	11	0	2	0
<i>Backlog</i>	0	0	0	0	0
Total	12	11	0	2	0
Non Backlog	12	11	0	2	0
BACKLOG	0	0	0	0	0
% in Backlog	0%	0%	0%	0%	0%

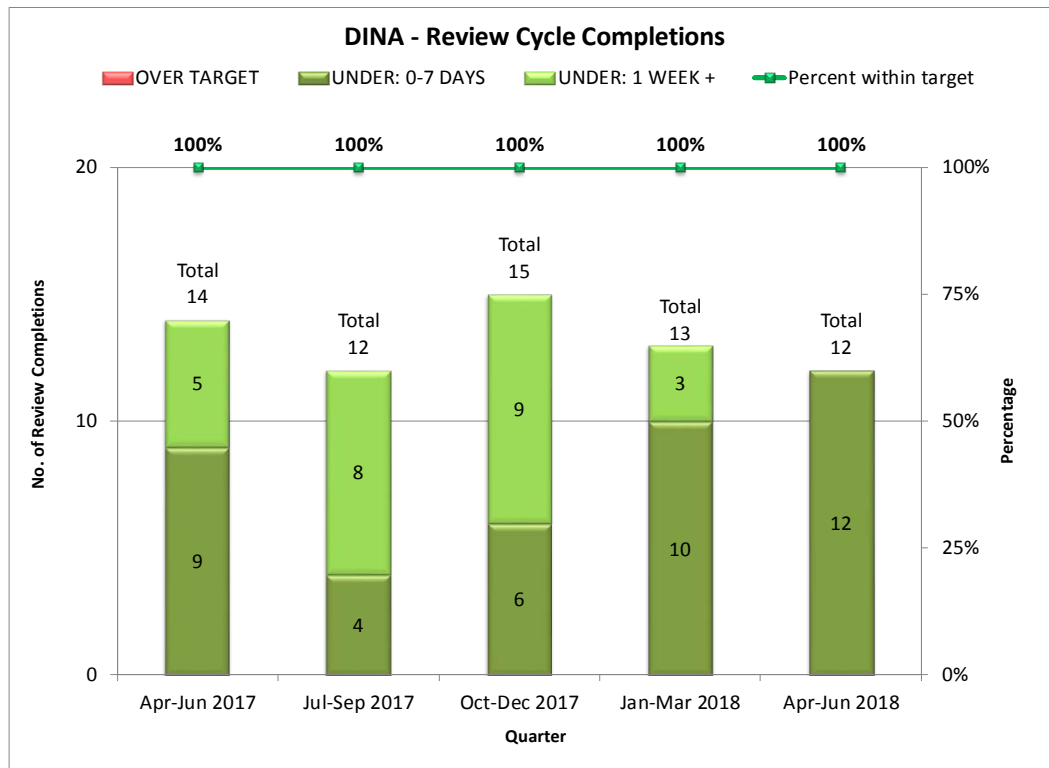
DECISION DOCUMENTS

DINA: Decision Documents by Fee Category

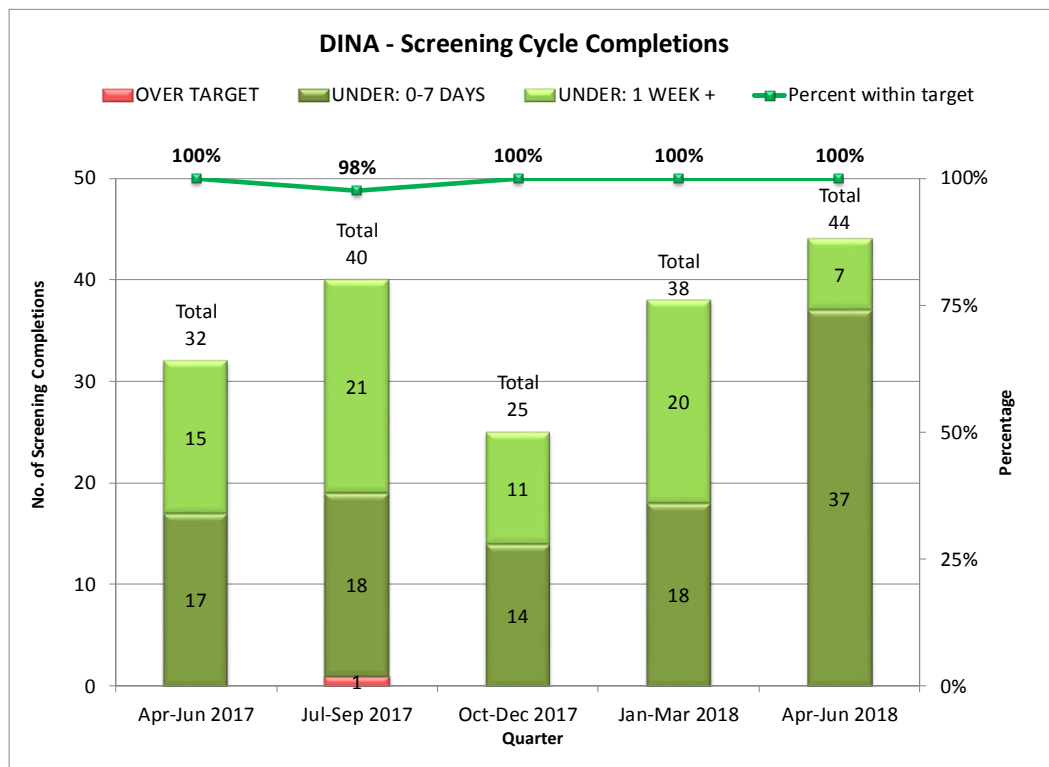
User Fee Category	Decision	Apr-Jun 2017	Jul-Sep 2017	Oct-Dec 2017	Jan-Mar 2018	Apr-Jun 2018
ADMINISTRATIVE	CANCELLATION LETTER	0	3	15	18	5
	NOTIFICATION FORM DIN SUB	21	11	0	0	0
	REJECTION LETTER (SCR)	2	0	0	0	0
	SCREENING DEFICIENCY NOTICE	3	1	0	0	0
	NO OBJECTION LETTER	0	0	0	0	0
CHEMISTRY AND MANUFACTURING	NOTICE OF DEFICIENCY	0	0	0	0	0
	NOTICE OF NON-COMPLIANCE	0	1	3	0	0
	NOTIFICATION FORM DIN SUB	3	0	0	0	0
	CANCELLATION LETTER	0	0	2	2	0
	SCREENING DEFICIENCY NOTICE	0	0	0	0	0
	WITHDRAWAL NO RESP TO NON	0	0	0	0	0
CLINICAL OR NON-CLINICAL DATA	NOTIFICATION FORM DIN SUB	1	0	1	0	0
	NOTICE OF NON-COMPLIANCE	1	0	1	0	0
	NO OBJECTION LETTER	0	0	0	1	0
	SCREENING DEFICIENCY NOTICE	0	0	0	1	0
	CANCELLATION LETTER	0	0	0	0	1
CLINICAL OR NON CLINICAL DATA AND CHEMISTRY - MANUFACTURING	SCREENING DEFICIENCY NOTICE	0	1	0	0	0
	NOTICE OF NON-COMPLIANCE	0	0	0	0	1
COMPARATIVE STUDIES WITH OR WITHOUT CHEMISTRY - MANUFACTURING	NOTIFICATION FORM DIN SUB	0	0	0	0	0
LABELLING ONLY	CANCELLATION LETTER	2	5	0	8	4
	NO OBJECTION LETTER	1	1	0	0	0
	NOTICE OF NON-COMPLIANCE	0	0	0	0	3
	NOTICE OF DEFICIENCY	0	0	1	0	1
	NOTIFICATION FORM DIN SUB	8	8	9	11	7
	REJECTION LETTER (SCR)	0	0	0	1	0
	SCREENING DEFICIENCY NOTICE	13	5	7	5	5
	WITHDRAWAL NO RESP TO NON	0	0	0	0	1
LABELLING STANDARD	CANCELLATION LETTER	0	0	0	0	1
	NO OBJECTION LETTER	0	0	0	0	0
	NOTIFICATION FORM DIN SUB	8	5	6	10	4
	SCREENING DEFICIENCY NOTICE	1	10	2	1	9
PUBLISHED DATA	SCREENING DEFICIENCY NOTICE	1	0	0	1	0
	NOTICE OF NON-COMPLIANCE	0	0	0	0	0
	CANCELLATION LETTER	0	0	0	0	1
	NON WITHDRAWAL LETTER	0	0	0	0	0
	NOTIFICATION FORM DIN SUB	0	0	0	1	0

PERFORMANCE

DINA: Review Cycle Completions Showing Percentage within Target

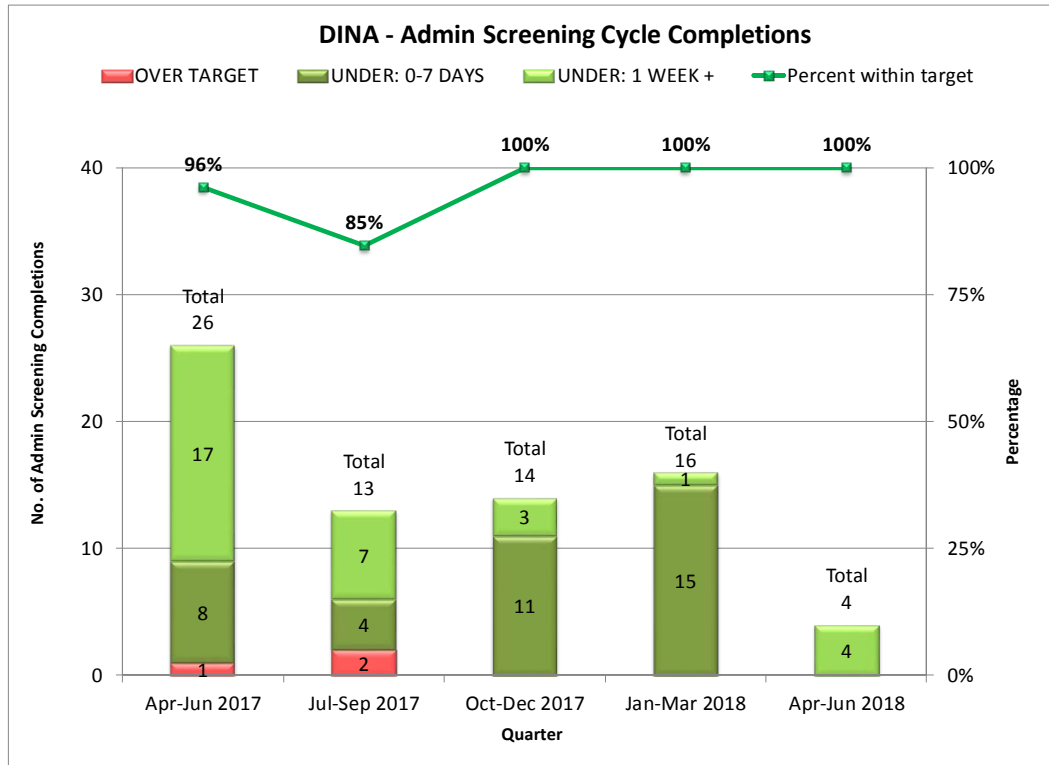


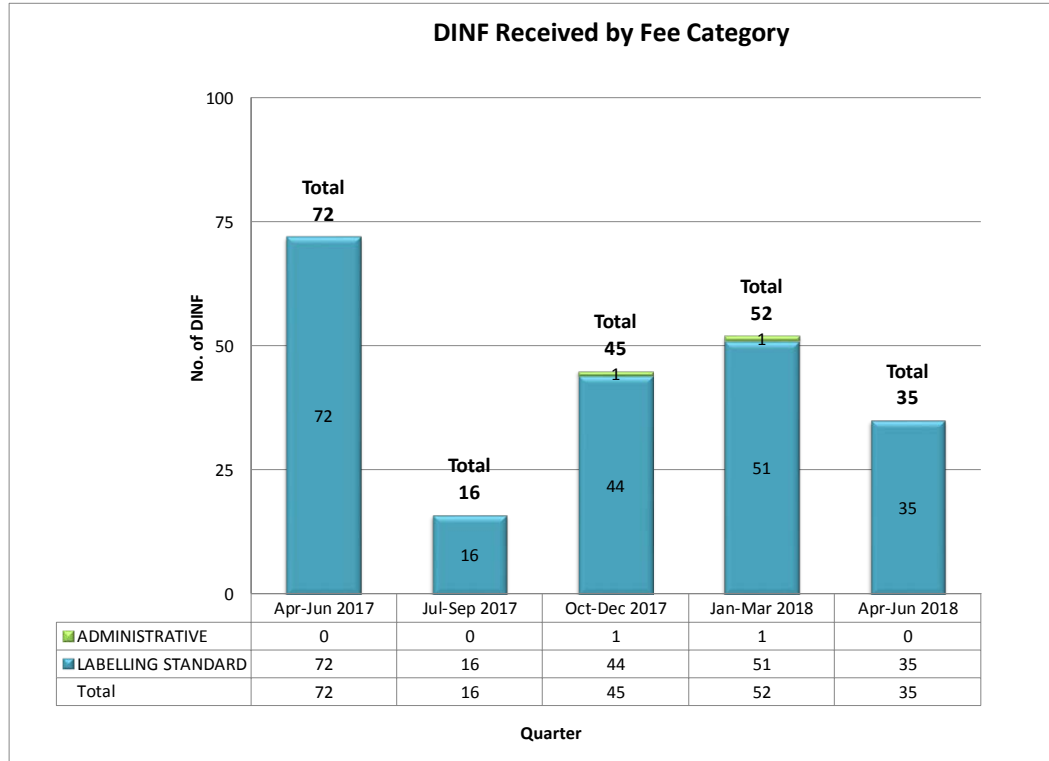
DINA: Screening Cycle Completions Showing Percentage within Target



PERFORMANCE

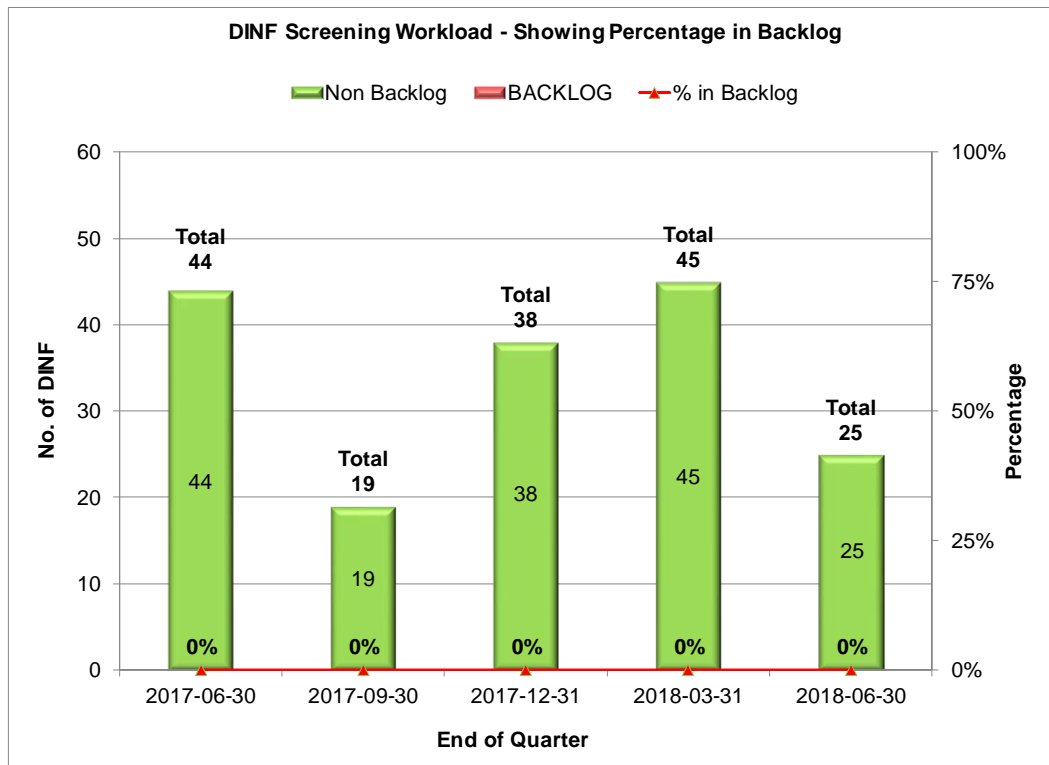
DINA: Administrative-Screening Cycle Completions Showing Percentage within Target



DINF: CATEGORY FOUR DIN APPLICATIONS**SUBMISSIONS RECEIVED****DINF: Received by Fee Category**

WORKLOAD

DINF: Screening Workload Showing Percentage in Backlog



DINF: Screening Workload by Fee Category

NNHPD DINF SCREENING WORKLOAD BY FEE CATEGORY AND END OF QUARTER					
	2017-06-30	2017-09-30	2017-12-31	2018-03-31	2018-06-30
Labelling Standard	44	19	38	45	25
<i>Backlog</i>	0	0	0	0	0
Administrative	0	0	0	0	0
<i>Backlog</i>	0	0	0	0	0
Total	44	19	38	45	25
Non Backlog	44	19	38	45	25
BACKLOG	0	0	0	0	0
% in Backlog	0%	0%	0%	0%	0%

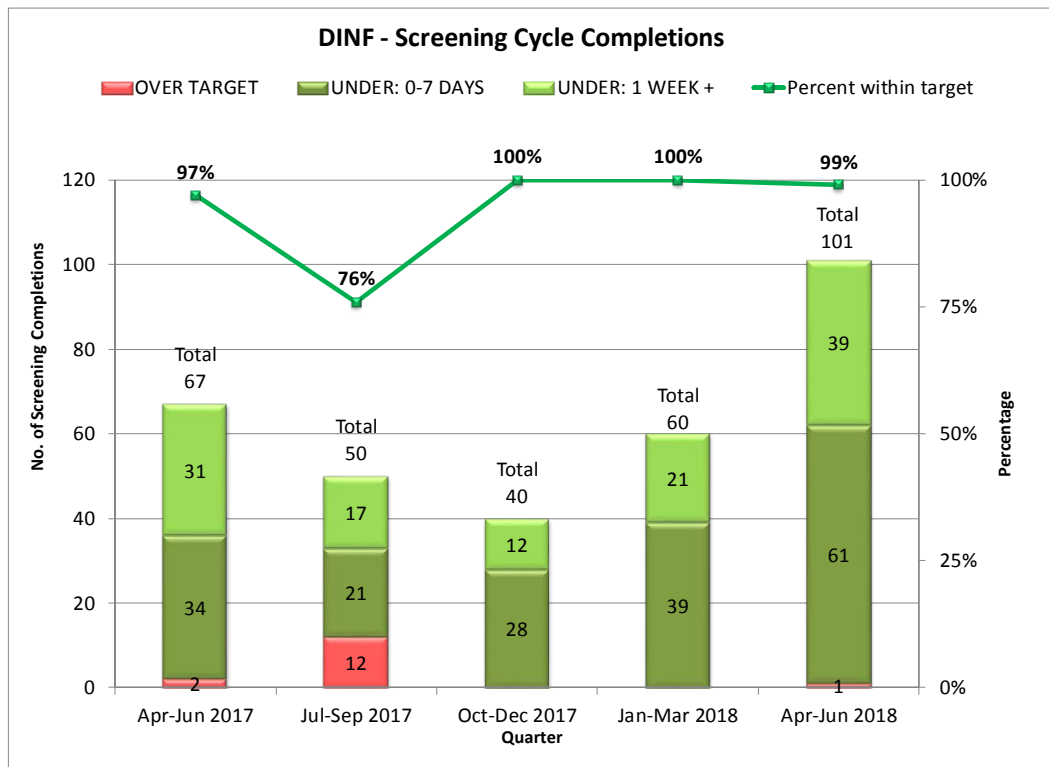
DECISION DOCUMENTS

DINF: Decision Documents by Fee Category

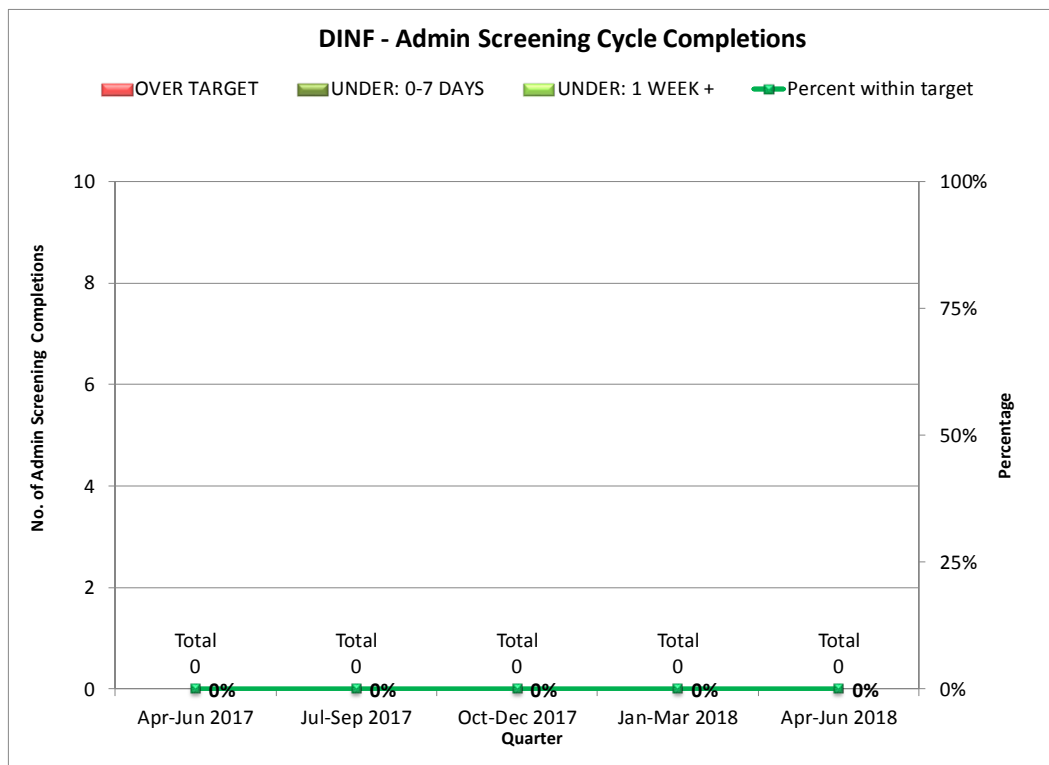
User Fee Category	Decision	Apr-Jun 2017	Jul-Sep 2017	Oct-Dec 2017	Jan-Mar 2018	Apr-Jun 2018
LABELLING STANDARD	CANCELLATION LETTER	4	0	1	1	5
	NO OBJECTION LETTER	0	1	0	0	0
	NEW DRUG LETTER SCREEN	0	1	0	0	0
	NOTIFICATION FORM DIN SUB	54	36	15	29	53
	REJECTION LETTER (SCR)	2	1	1	0	6
	SCREENING DEFICIENCY NOTICE	7	12	25	31	43
ADMINISTRATIVE	REJECTION LETTER (SCR)	0	0	0	0	0
	NOTIFICATION FORM DIN SUB	0	0	0	0	0
	SCREENING DEFICIENCY NOTICE	0	0	0	0	0
	CANCELLATION LETTER	0	0	1	1	0

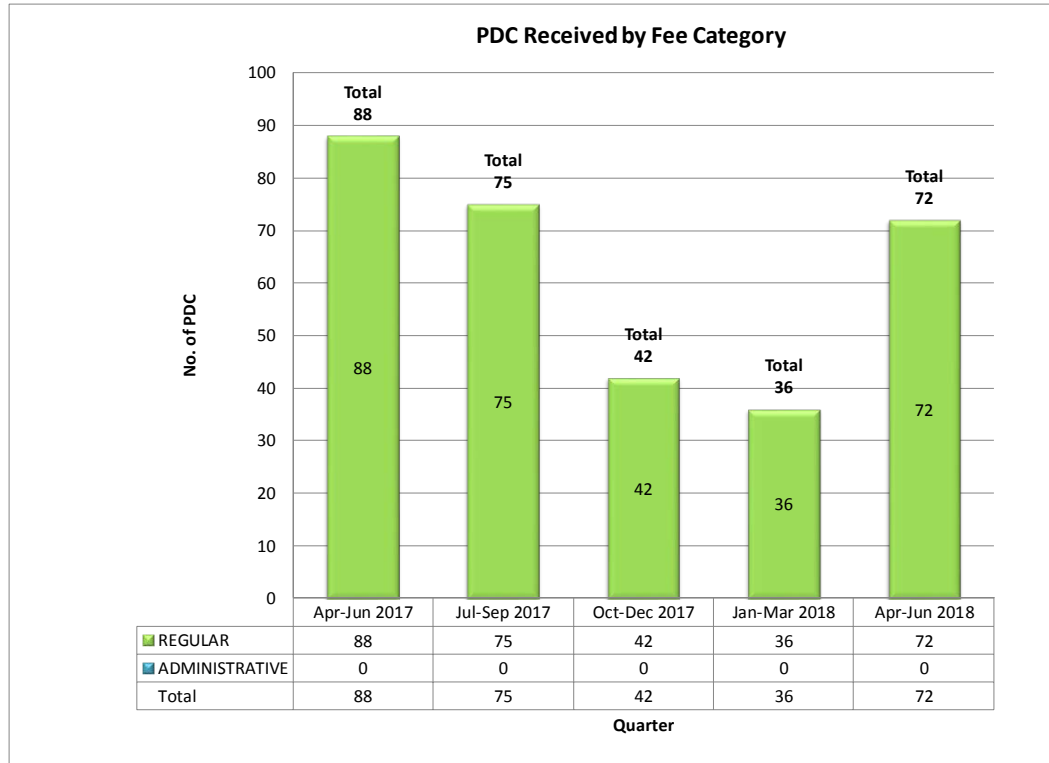
PERFORMANCE

DINF: Screening Cycle Completions



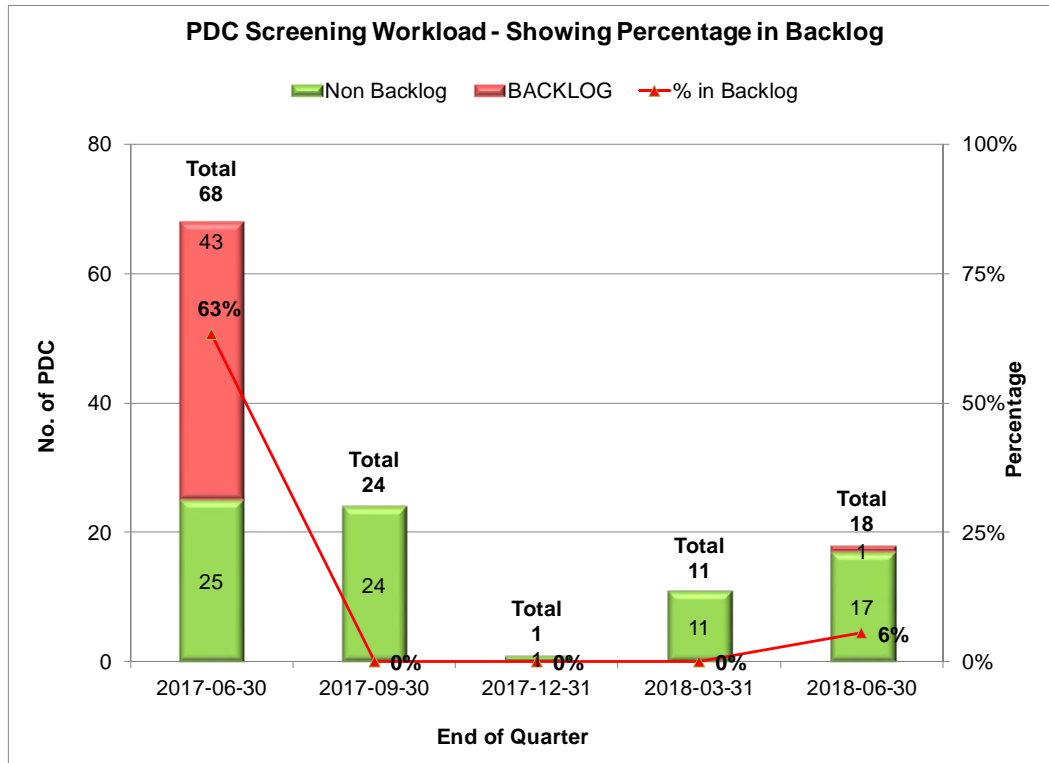
DINF: Admin-Screening Cycle Completions



PDC: POST AUTHORIZATION DIVISION 1 CHANGES**SUBMISSIONS RECEIVED****PDC: Received by Fee Category**

WORKLOAD

PDC: Screening Workload Showing Percentage in Backlog



PDC: Screening Workload by Fee Category

NNHPD PDC SCREENING WORKLOAD BY FEE CATEGORY AND END OF QUARTER					
	2017-06-30	2017-09-30	2017-12-31	2018-03-31	2018-06-30
Regular	68	24	1	11	18
<i>Backlog</i>	43	0	0	0	1
Total	68	24	1	11	18
Non Backlog	25	24	1	11	17
BACKLOG	43	0	0	0	1
% in Backlog	63%	0%	0%	0%	6%

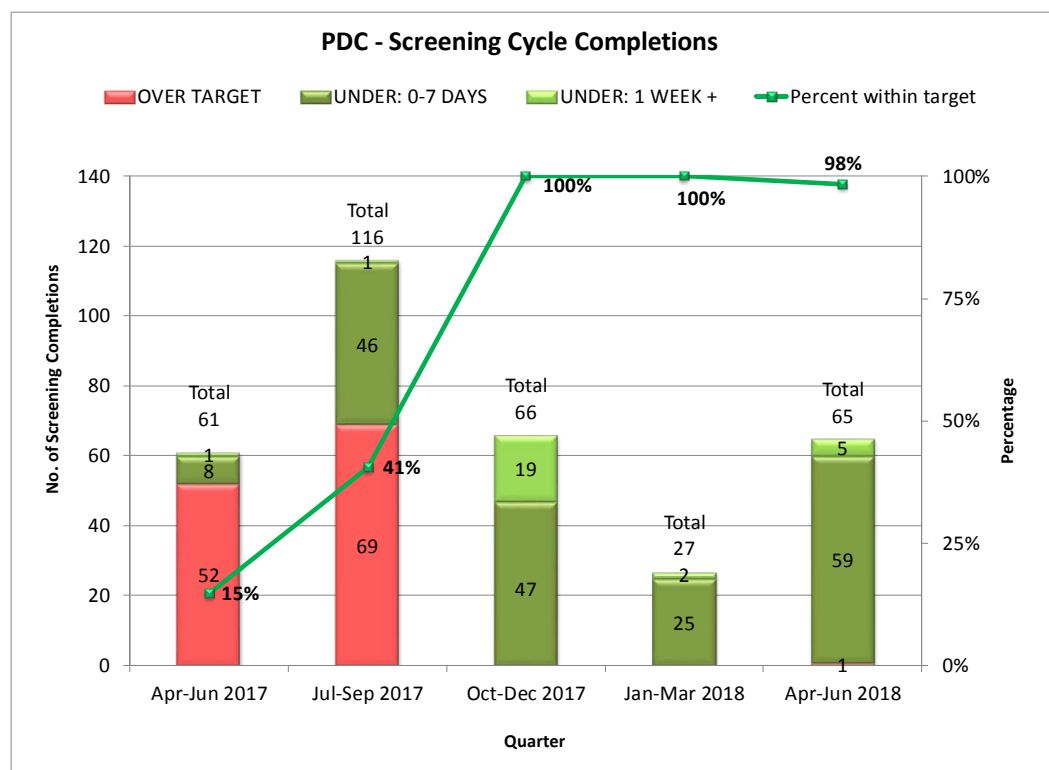
DECISION DOCUMENTS

PDC: Decision Documents by Fee Category

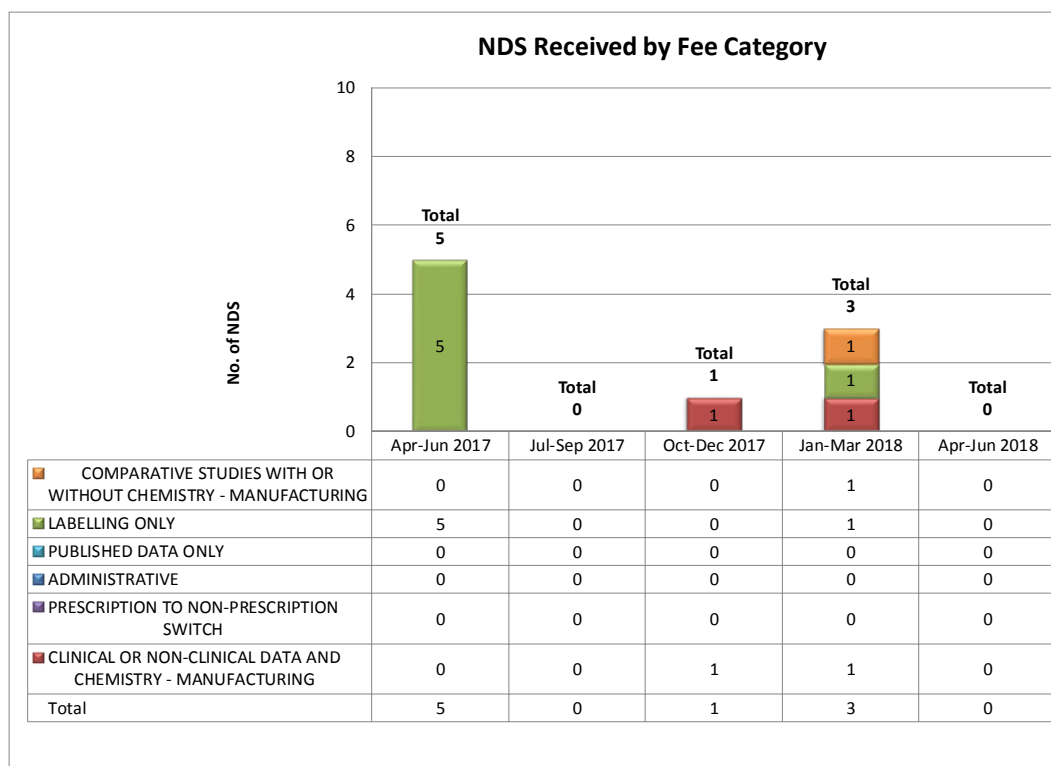
User Fee Category	Decision	Apr-Jun 2017	Jul-Sep 2017	Oct-Dec 2017	Jan-Mar 2018	Apr-Jun 2018
REGULAR	CANCELLATION LETTER	3	1	1	0	3
	NO OBJECTION LETTER	58	114	60	24	57
	NOT SATISFACTORY NOTICE	0	2	4	3	7

PERFORMANCE

PDC: Screening Cycle Completions

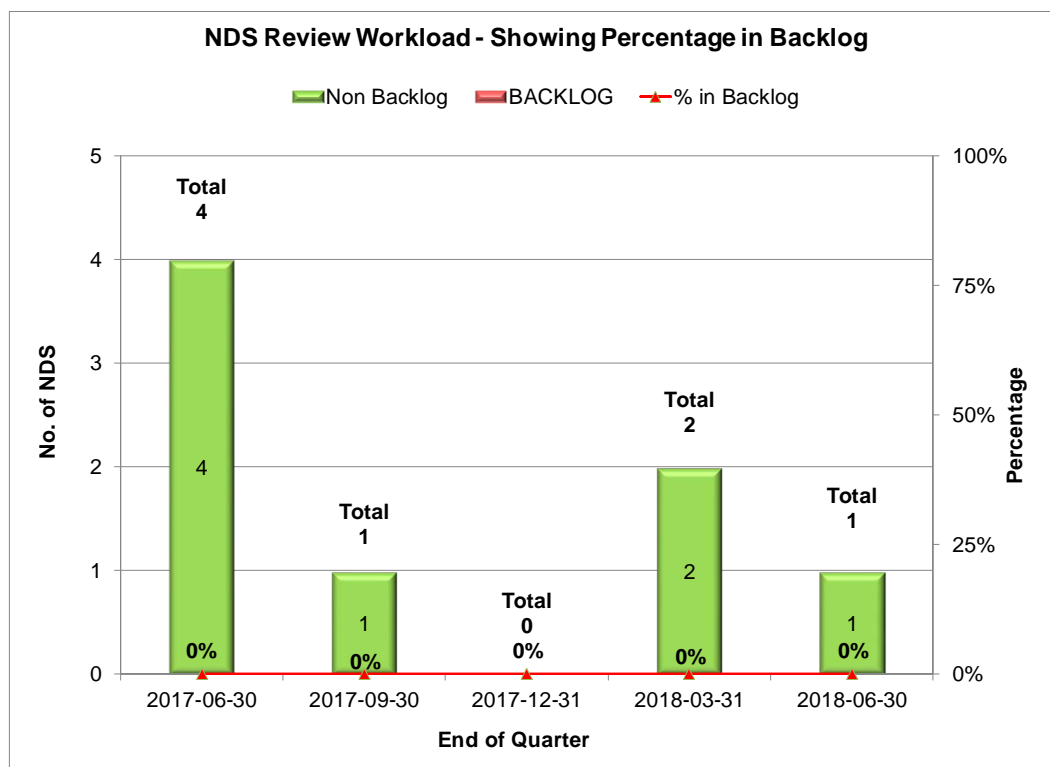


**NON-PRESCRIPTION DRUGS FILED PURSUANT TO DIVISION 8
in Part C of the *Food and Drug Regulations***

NDS: NEW DRUG SUBMISSIONS**SUBMISSIONS RECEIVED****NDS: Received by Fee Category**

WORKLOAD

NDS: Review Workload Showing Percentage in Backlog

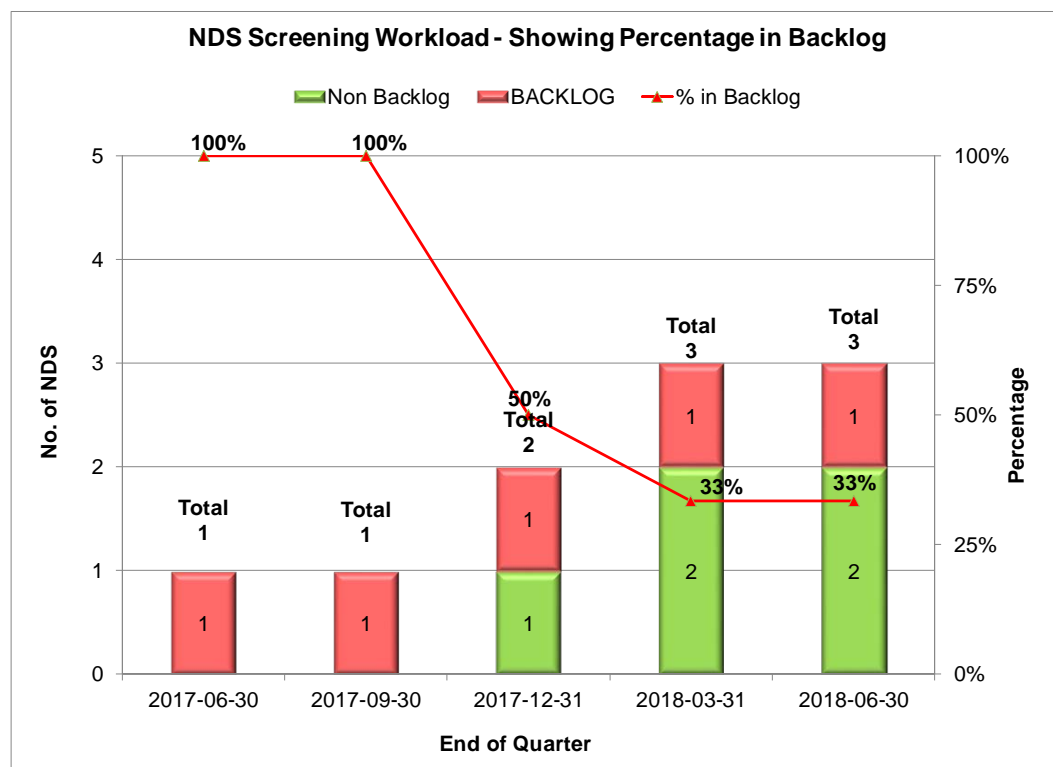


NDS: Review Workload by Fee Category

NNHPD NDS REVIEW WORKLOAD BY FEE CATEGORY AND END OF QUARTER					
	2017-06-30	2017-09-30	2017-12-31	2018-03-31	2018-06-30
Clinical or Non-Clinical Data and Chemistry - Manufacturing	0	0	0	1	1
<i>Backlog</i>	<i>0</i>	<i>0</i>	<i>0</i>	<i>0</i>	<i>0</i>
Labelling Only	4	1	0	1	0
<i>Backlog</i>	<i>0</i>	<i>0</i>	<i>0</i>	<i>0</i>	<i>0</i>
Total	4	1	0	2	1
Non Backlog	4	1	0	2	1
BACKLOG	0	0	0	0	0
% in Backlog	0%	0%	0%	0%	0%

WORKLOAD

NDS: Screening Workload Showing Percentage in Backlog



NDS: Screening Workload by Fee Category

NNHPD NDS SCREENING WORKLOAD BY FEE CATEGORY AND END OF QUARTER					
	2017-06-30	2017-09-30	2017-12-31	2018-03-31	2018-06-30
Prescription to Non-Prescription Switch	0	0	0	0	0
Backlog	0	0	0	0	0
Published Data	0	0	0	0	0
Backlog	0	0	0	0	0
Clinical or Non-Clinical Data and Chemistry - Manufacturing	0	0	0	1	1
Backlog	0	0	0	0	0
Labelling Only	1	1	1	1	1
Backlog	1	1	1	1	1
Comparative Studies with or without Chemistry - Manufacturing	0	0	1	1	1
Backlog	0	0	0	0	0
Total	1	1	2	3	3
Non Backlog	0	0	1	2	2
BACKLOG	1	1	1	1	1
% in Backlog	100%	100%	50%	33%	33%

DECISION DOCUMENTS

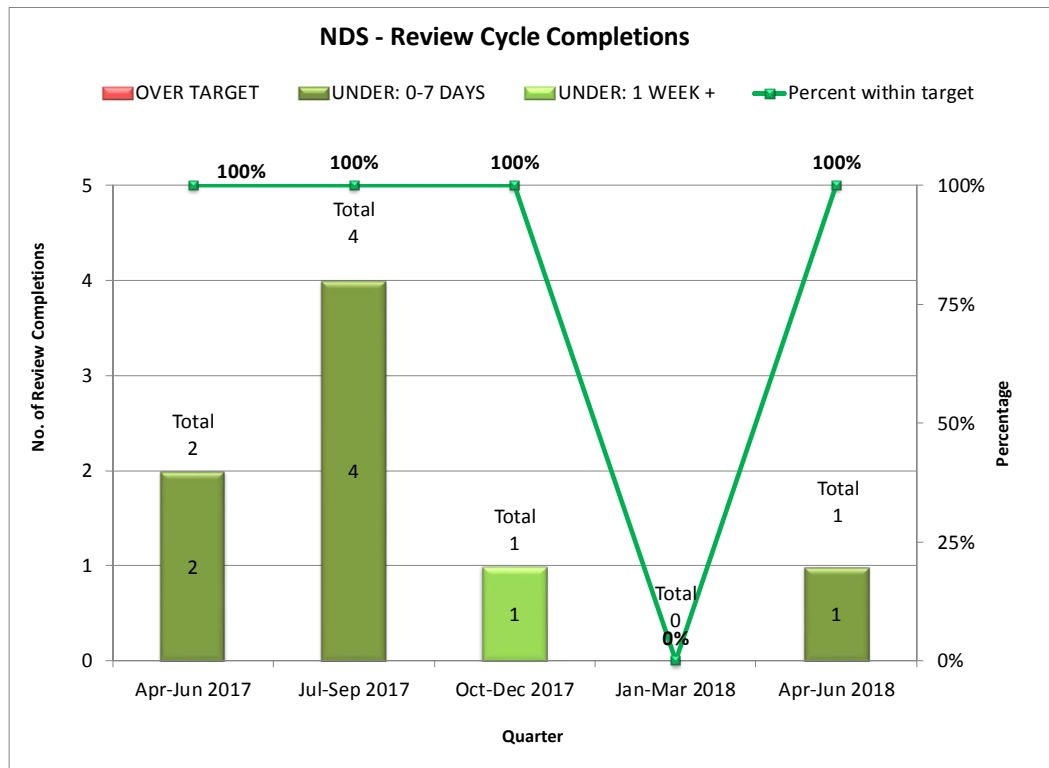
NDS: Decision Documents by Fee Category

User Fee Category	Decision	Apr-Jun 2017	Jul-Sep 2017	Oct-Dec 2017	Jan-Mar 2018	Apr-Jun 2018
ADMINISTRATIVE	CANCELLATION LETTER	0	0	0	0	0
	SCREENING DEFICIENCY NOTICE	0	0	0	0	0
CLINICAL OR NON CLINICAL DATA AND CHEMISTRY - MANUFACTURING	SCREENING DEFICIENCY NOTICE	0	0	1	0	1
	NOD WITHDRAWAL LETTER	0	0	0	0	0
	NOTICE OF COMPLIANCE*	0	0	0	0	0
	NOC ON HOLD (SWITCH)*	0	0	0	0	0
COMPARATIVE STUDIES WITH OR WITHOUT CHEMISTRY - MANUFACTURING	NOC ON HOLD (SWITCH)*	0	0	0	0	0
	SCREENING DEFICIENCY NOTICE	0	0	0	0	1
LABELLING ONLY	NOTICE OF COMPLIANCE*	2	4	0	0	1
	SCREENING DEFICIENCY NOTICE	3	0	0	0	0
	CANCELLATION LETTER	0	0	1	0	0
PUBLISHED DATA ONLY	SCREENING DEFICIENCY NOTICE	0	0	0	0	0
PRESCRIPTION TO NON-PRESCRIPTION SWITCH	NOC ON HOLD (SWITCH)*	0	0	0	0	0

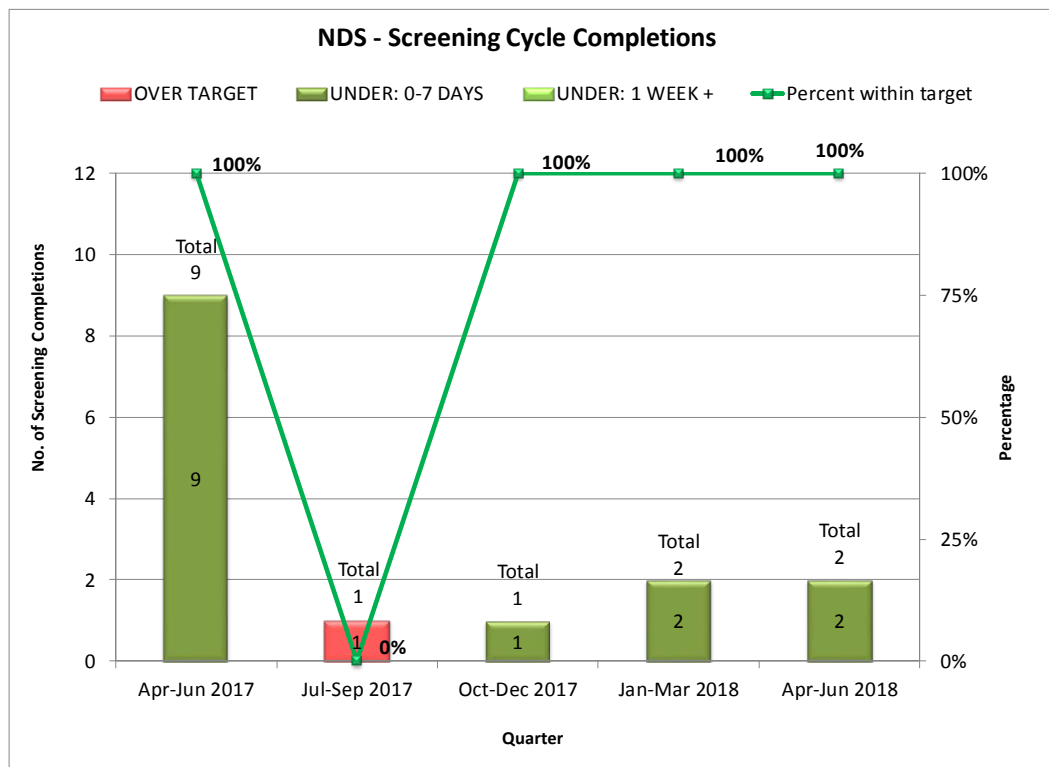
*Approvals are the NOCs Issued or Issuable at the conclusion of review (not NOCs issued at the end of a switch or patent hold).

PERFORMANCE

NDS: Review Cycle Completions Showing Percentage within Target



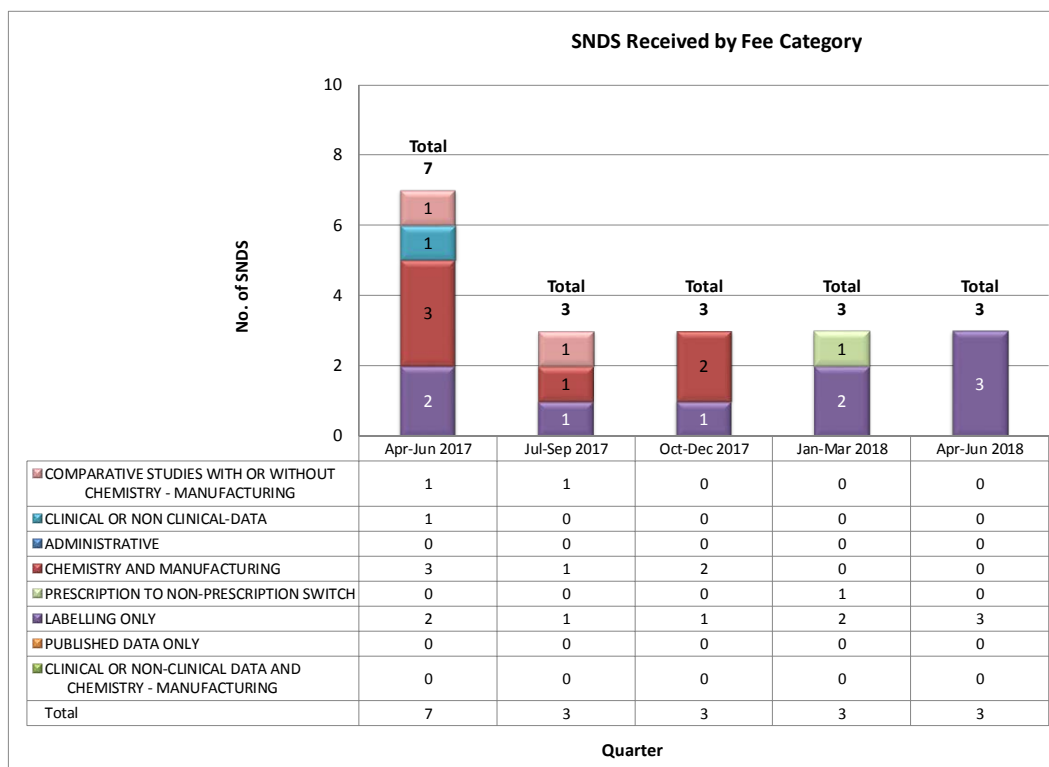
NDS: Screening Cycle Completions Showing Percentage within Target



SNDS: SUPPLEMENTAL NEW DRUG SUBMISSIONS

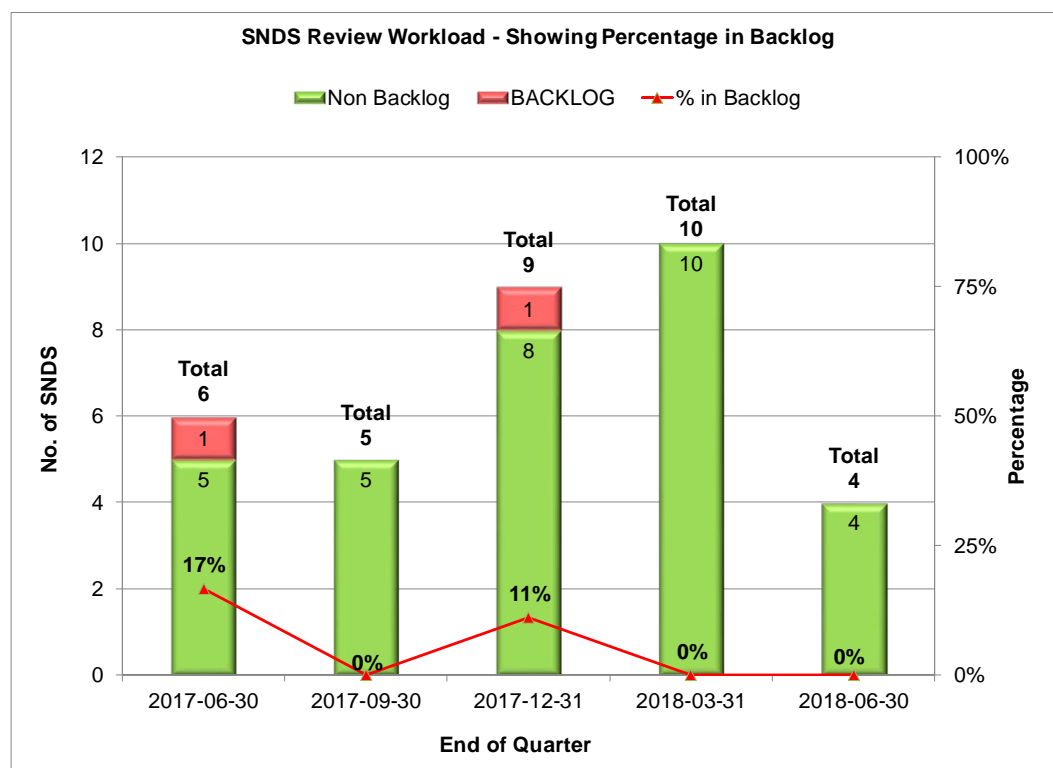
SUBMISSIONS RECEIVED

SNDS: Received by Fee Category



WORKLOAD

SNDS: Review Workload Showing Percentage in Backlog

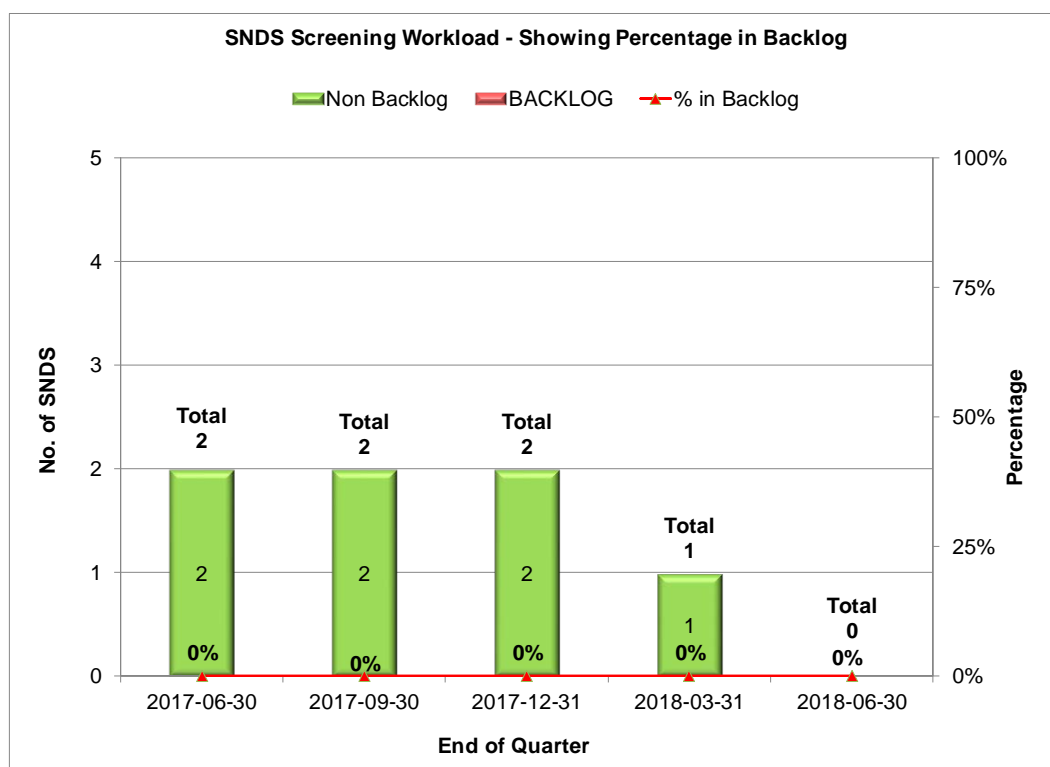


SNDS: Review Workload by Fee Category

NNHPD SNDS REVIEW WORKLOAD BY FEE CATEGORY AND END OF QUARTER					
	2017-06-30	2017-09-30	2017-12-31	2018-03-31	2018-06-30
Clinical or Non-Clinical Data	0	1	1	1	0
Backlog	0	0	0	0	0
Clinical or Non-Clinical Data and Chemistry - Manufacturing	0	0	0	0	0
Backlog	0	0	0	0	0
Labelling Only	2	1	1	2	1
Backlog	0	0	0	0	0
Published Data	1	0	0	0	0
Backlog	0	0	0	0	0
Prescription to Non-Prescription Switch	0	0	0	1	1
Backlog	0	0	0	0	0
Comparative Studies with or without Chemistry - Manufacturing	1	1	1	2	1
Backlog	0	0	0	0	0
Chemistry and Manufacturing	2	2	6	4	1
Backlog	1	0	1	0	0
Total	6	5	9	10	4
Non Backlog	5	5	8	10	4
BACKLOG	1	0	1	0	0
% in Backlog	17%	0%	11%	0%	0%

WORKLOAD

SNDS: Screening Workload Showing Percentage in Backlog



SNDS: Screening Workload by Fee Category

NNHPD SNDS SCREENING WORKLOAD BY FEE CATEGORY AND END OF QUARTER					
	2017-06-30	2017-09-30	2017-12-31	2018-03-31	2018-06-30
Chemistry and Manufacturing	1	1	1	1	0
<i>Backlog</i>	<i>0</i>	<i>0</i>	<i>0</i>	<i>0</i>	<i>0</i>
Clinical or Non-Clinical Data	1	0	0	0	0
<i>Backlog</i>	<i>0</i>	<i>0</i>	<i>0</i>	<i>0</i>	<i>0</i>
Comparative Studies with or without Chemistry - Manufacturing	0	1	1	0	0
<i>Backlog</i>	<i>0</i>	<i>0</i>	<i>0</i>	<i>0</i>	<i>0</i>
Published Data	0	0	0	0	0
<i>Backlog</i>	<i>0</i>	<i>0</i>	<i>0</i>	<i>0</i>	<i>0</i>
Total	2	2	2	1	0
Non Backlog	2	2	2	1	0
BACKLOG	0	0	0	0	0
% in Backlog	0%	0%	0%	0%	0%

DECISION DOCUMENTS

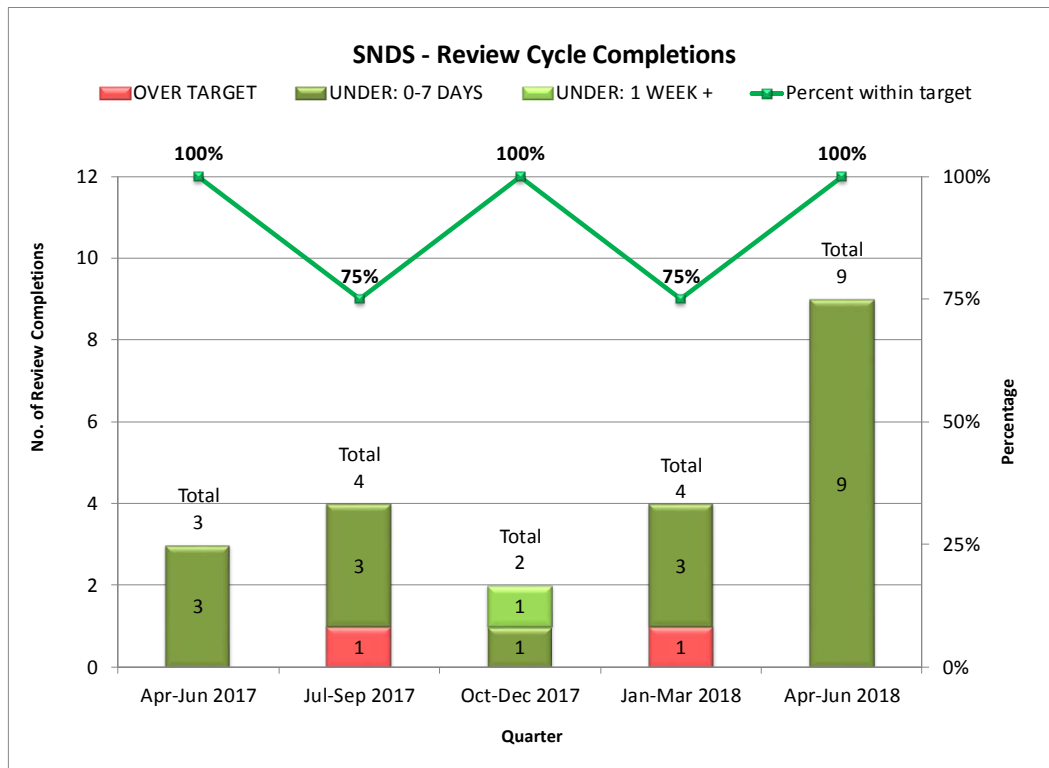
SNDS: Decision Documents by Fee Category

User Fee Category	Decision	Apr-Jun 2017	Jul-Sep 2017	Oct-Dec 2017	Jan-Mar 2018	Apr-Jun 2018
CLINICAL OR NON-CLINICAL DATA	NOC ON HOLD (SWITCH)*	0	0	0	0	0
	NOTICE OF COMPLIANCE*	0	0	0	0	1
CLINICAL OR NON CLINICAL DATA AND CHEMISTRY - MANUFACTURING	NOTICE OF COMPLIANCE*	0	0	0	0	0
COMPARATIVE STUDIES WITH OR WITHOUT CHEMISTRY - MANUFACTURING	NOTICE OF COMPLIANCE*	0	0	0	0	0
	NOTICE OF NON-COMPLIANCE	0	0	0	0	1
	NOTICE OF DEFICIENCY	0	0	1	0	0
	SCREENING DEFICIENCY NOTICE	1	0	0	0	0
LABELLING ONLY	NOC ON HOLD (SWITCH)*	0	0	0	0	0
	NOTICE OF COMPLIANCE*	2	2	0	2	2
	SCREENING DEFICIENCY NOTICE	2	0	0	1	0
	CANCELLATION LETTER	0	0	0	0	0
	NOTICE OF DEFICIENCY	0	0	0	0	0
	NOTICE OF NON-COMPLIANCE	0	0	1	0	1
PUBLISHED DATA ONLY	CANCELLATION LETTER	0	0	0	0	0
	SCREENING DEFICIENCY NOTICE	0	0	0	0	0
	NOTICE OF COMPLIANCE*	1	1	0	0	0
ADMINISTRATIVE	CANCELLATION LETTER	0	0	0	0	0
	SCREENING DEFICIENCY NOTICE	0	0	0	0	0
CHEMISTRY AND MANUFACTURING	NOTICE OF NON-COMPLIANCE	0	0	0	0	1
	NOTICE OF COMPLIANCE*	0	1	0	2	3
	SCREENING DEFICIENCY NOTICE	1	3	0	1	0

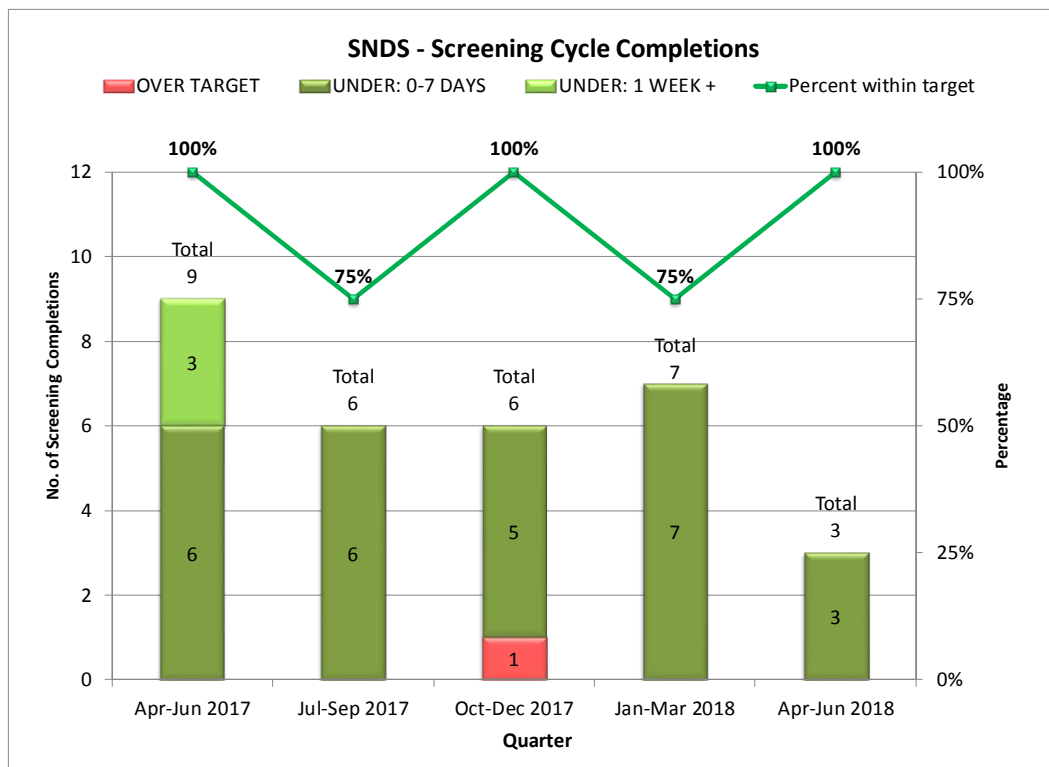
*Approvals are the NOCs Issued or Issuable at the conclusion of review (not NOCs issued at the end of a switch or patent hold).

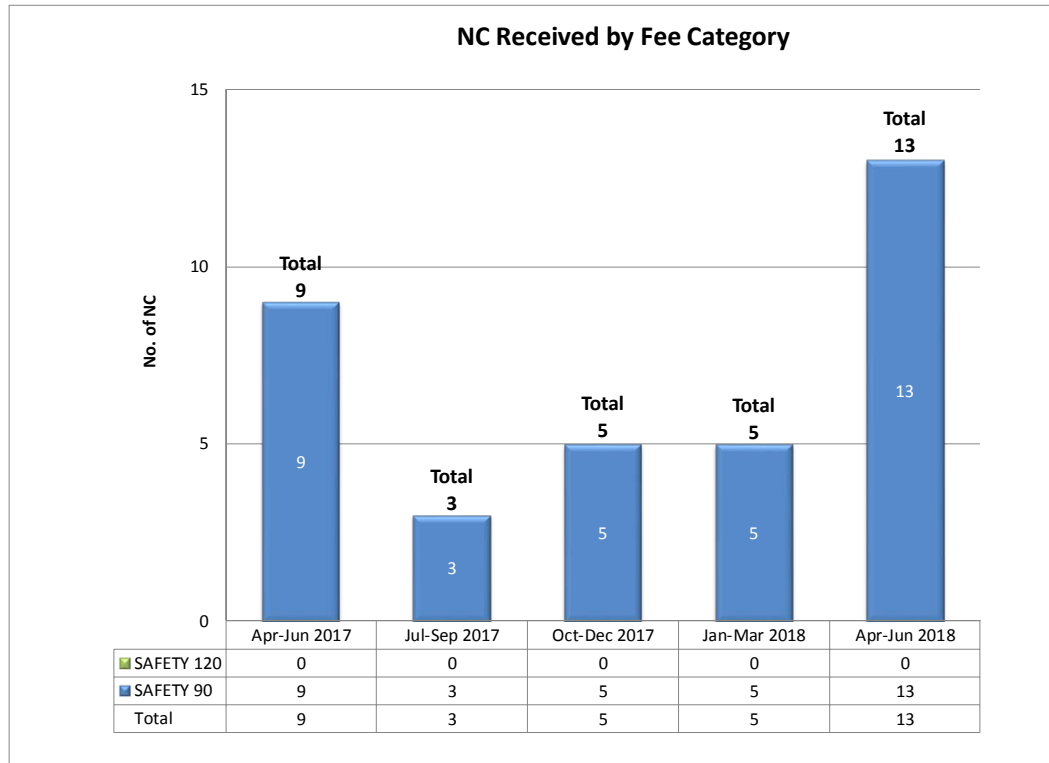
PERFORMANCE

SNDS: Review Cycle Completions Showing Percentage within Target



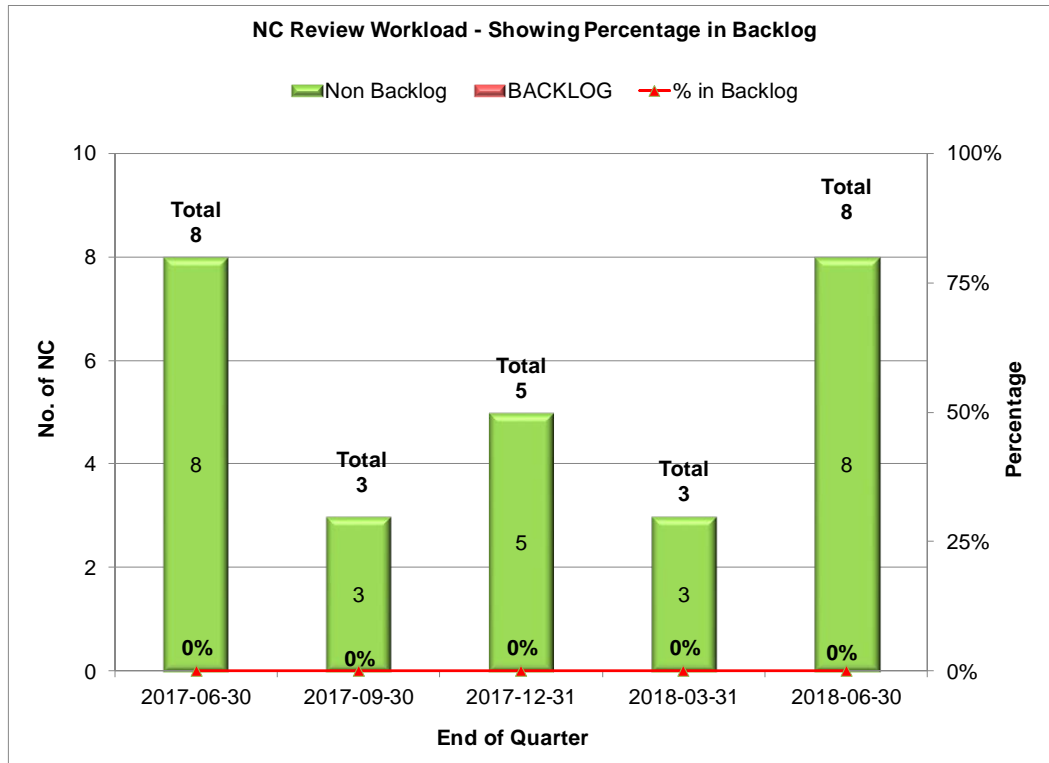
SNDS: Screening Cycle Completions Showing Percentage within Target



NC: NOTIFIABLE CHANGES**SUBMISSIONS RECEIVED****NC: Received by Fee Category**

WORKLOAD

NC: Review Workload Showing Percentage in Backlog

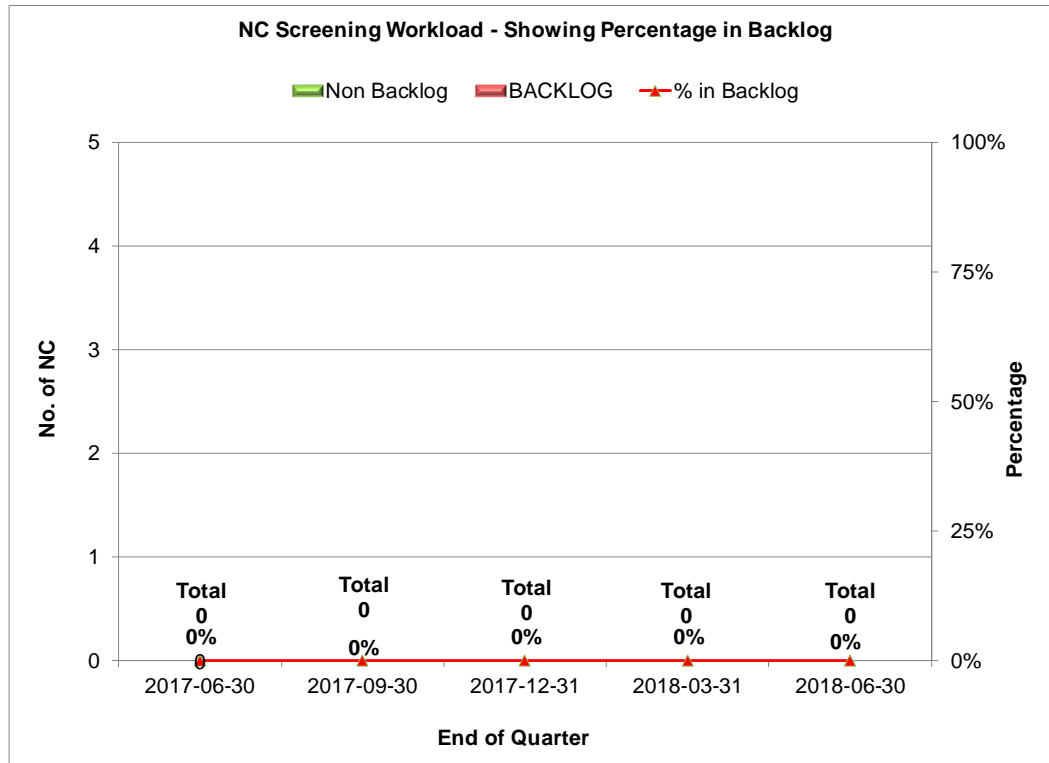


NC: Review Workload by Fee Category

NNHPD NC REVIEW WORKLOAD BY FEE CATEGORY AND END OF QUARTER					
	2017-06-30	2017-09-30	2017-12-31	2018-03-31	2018-06-30
Safety 90	8	3	5	3	8
<i>Backlog</i>	0	0	0	0	0
Safety 120	0	0	0	0	0
<i>Backlog</i>	0	0	0	0	0
Total	8	3	5	3	8
Non Backlog	8	3	5	3	8
BACKLOG	0	0	0	0	0
% in Backlog	0%	0%	0%	0%	0%

WORKLOAD

NC: Screening Workload Showing Percentage in Backlog



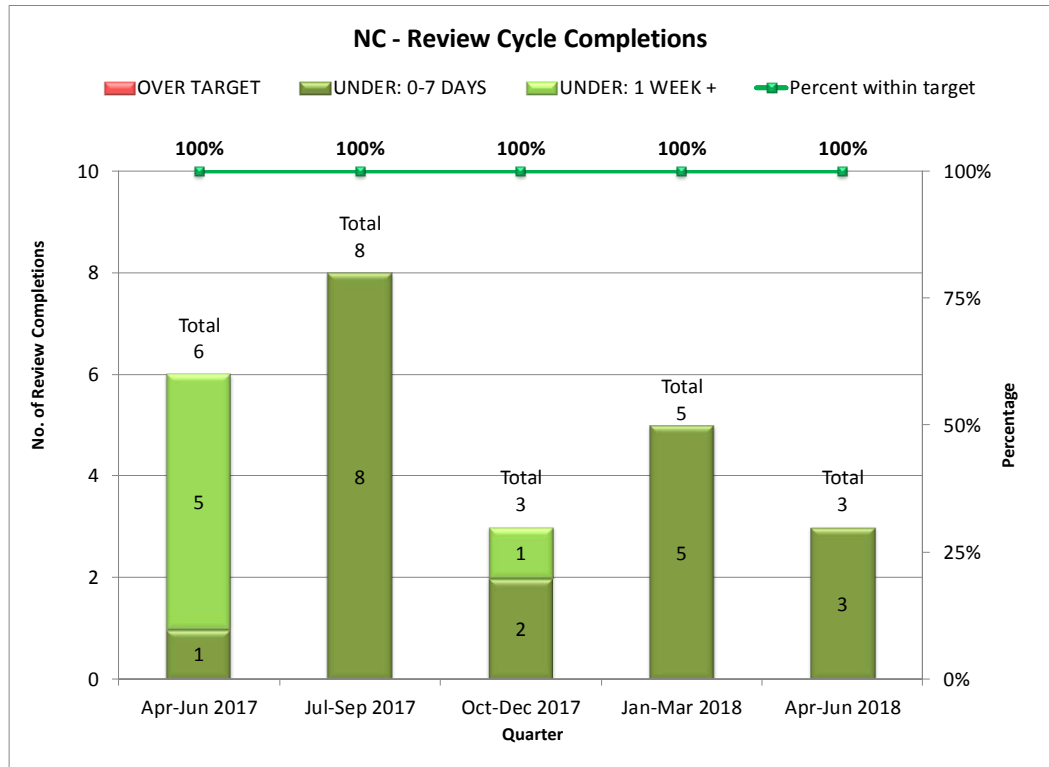
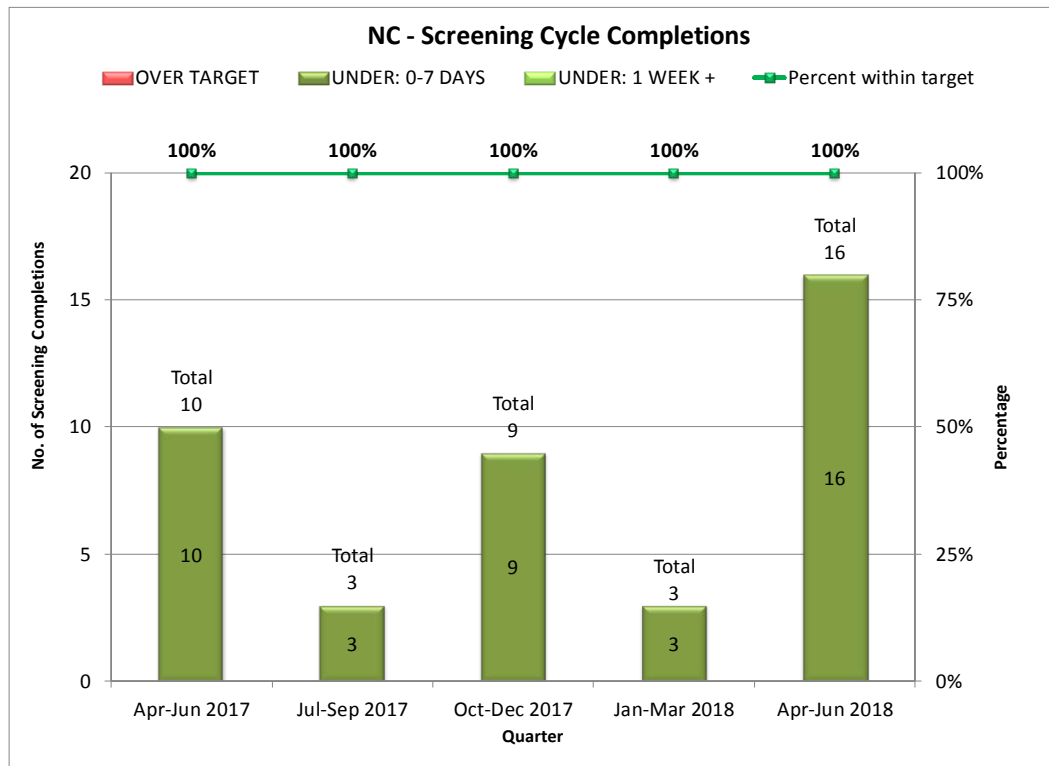
NC: Screening Workload by Fee Category

NNHPD NC SCREENING WORKLOAD BY FEE CATEGORY AND END OF QUARTER					
	2017-06-30	2017-09-30	2017-12-31	2018-03-31	2018-06-30
Safety 90	0	0	0	0	0
<i>Backlog</i>	0	0	0	0	0
Total	0	0	0	0	0
Non Backlog	0	0	0	0	0
BACKLOG	0	0	0	0	0
% in Backlog	0%	0%	0%	0%	0%

DECISION DOCUMENTS

NC: Decision Documents by Fee Category

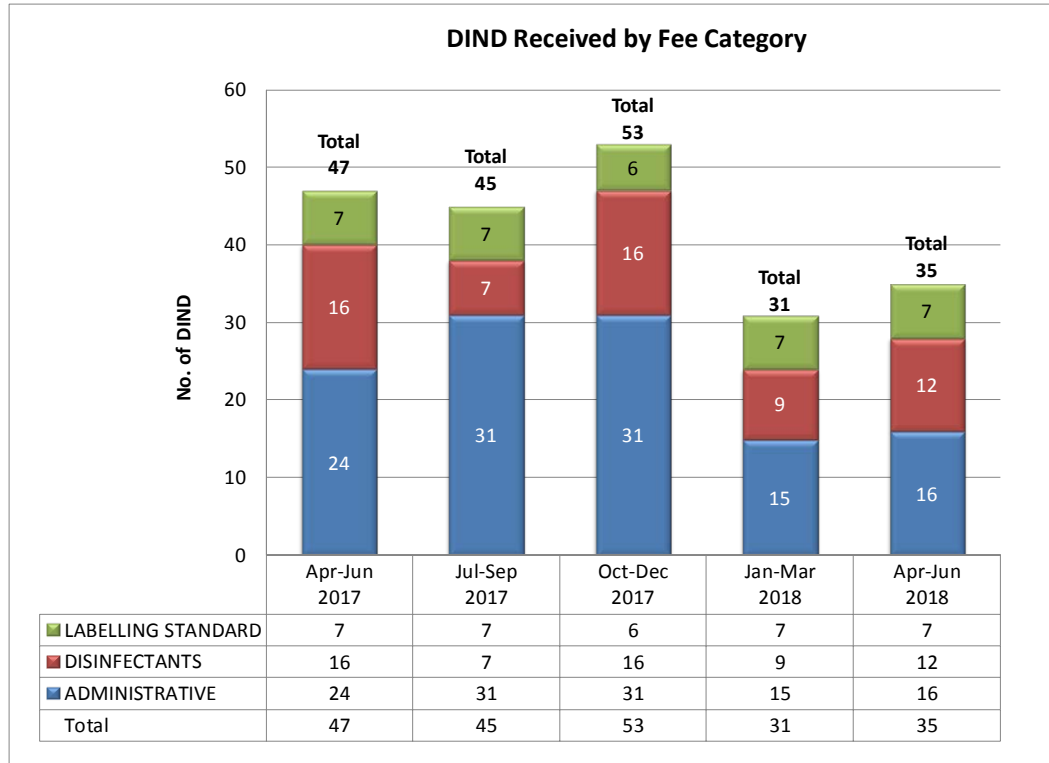
User Fee Category	Decision	Apr-Jun 2017	Jul-Sep 2017	Oct-Dec 2017	Jan-Mar 2018	Apr-Jun 2018
SAFETY 90	NO OBJECTION LETTER	5	7	3	5	3
	NC-HOLD (SWITCH)	0	0	0	0	0
	NOT SATISFACTORY NOTICE	0	0	0	0	0
	REJECTION LETTER (SCR)	1	0	0	0	1
	CANCELLATION LETTER	0	1	1	0	1
	SCREENING DEFICIENCY NOTICE	1	0	4	0	7
SAFETY 120	CANCELLATION LETTER	1	0	0	0	0

PERFORMANCE**NC: Review Cycle Completions Showing Percentage within Target****NC: Screening Cycle Completions Showing Percentage within Target**

PART 2: DISINFECTANT DRUGS

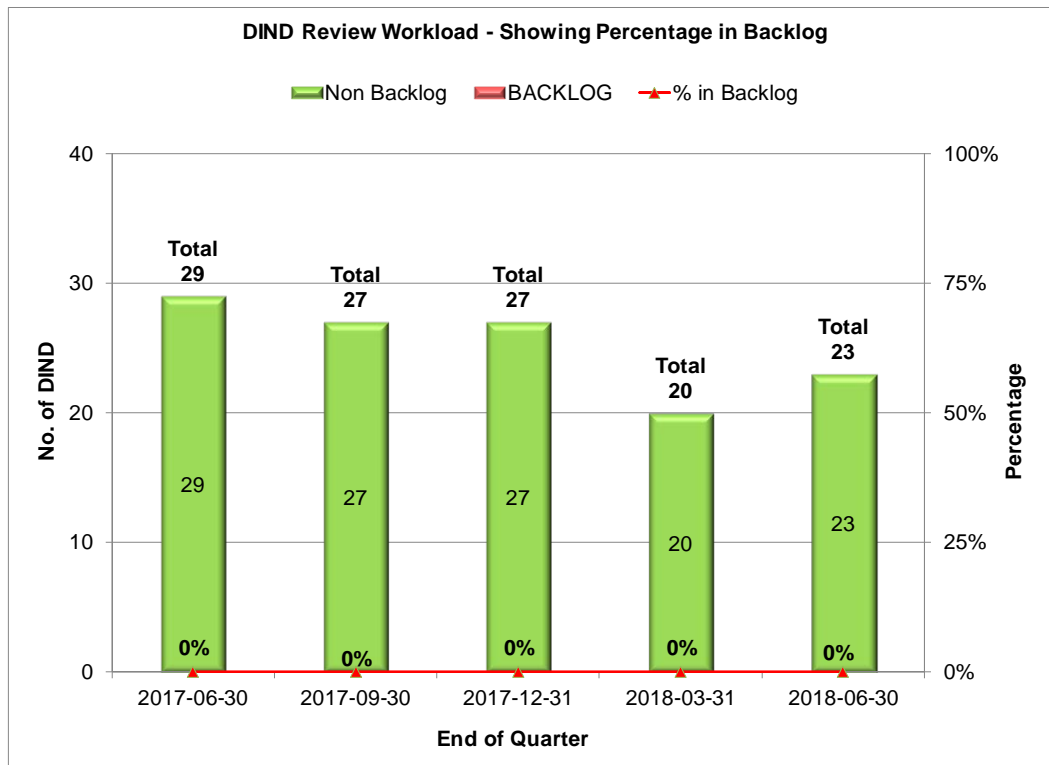
DISINFECTANT DRUGS FILED PURSUANT TO DIVISION 1

in Part C of the *Food and Drug Regulations*

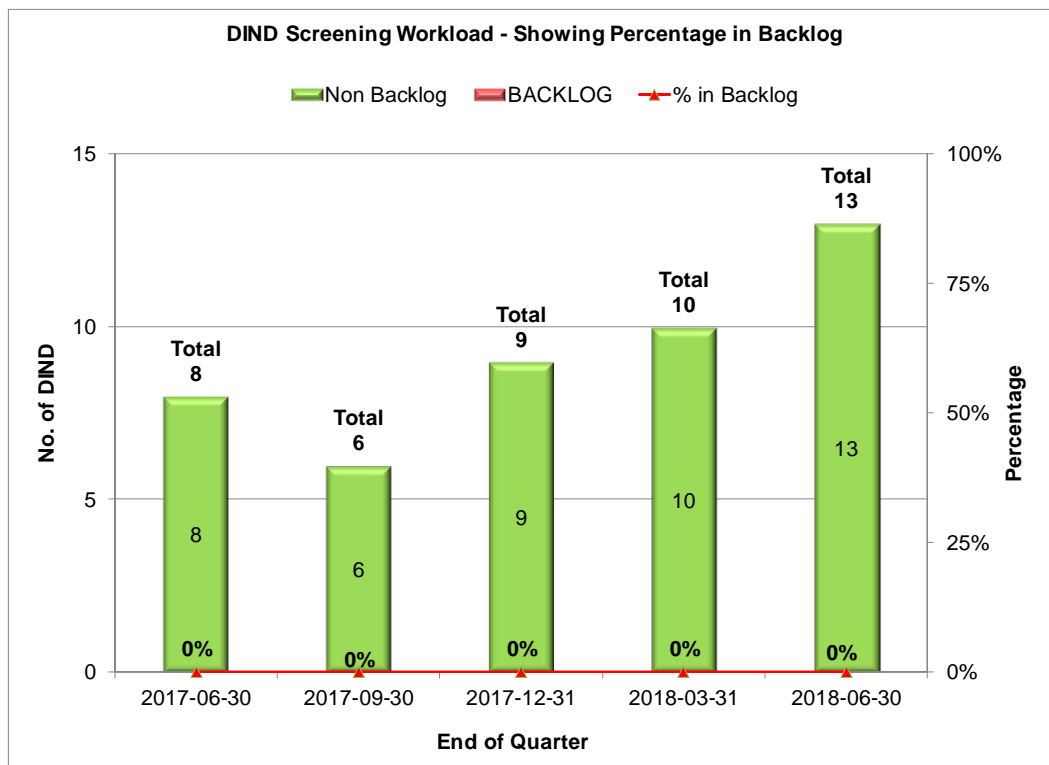
DIND: DIN APPLICATION – DISINFECTANT DRUGS**SUBMISSIONS RECEIVED****DIND: Received by Fee Category**

WORKLOAD

DIND: Review Workload Showing Percentage in Backlog

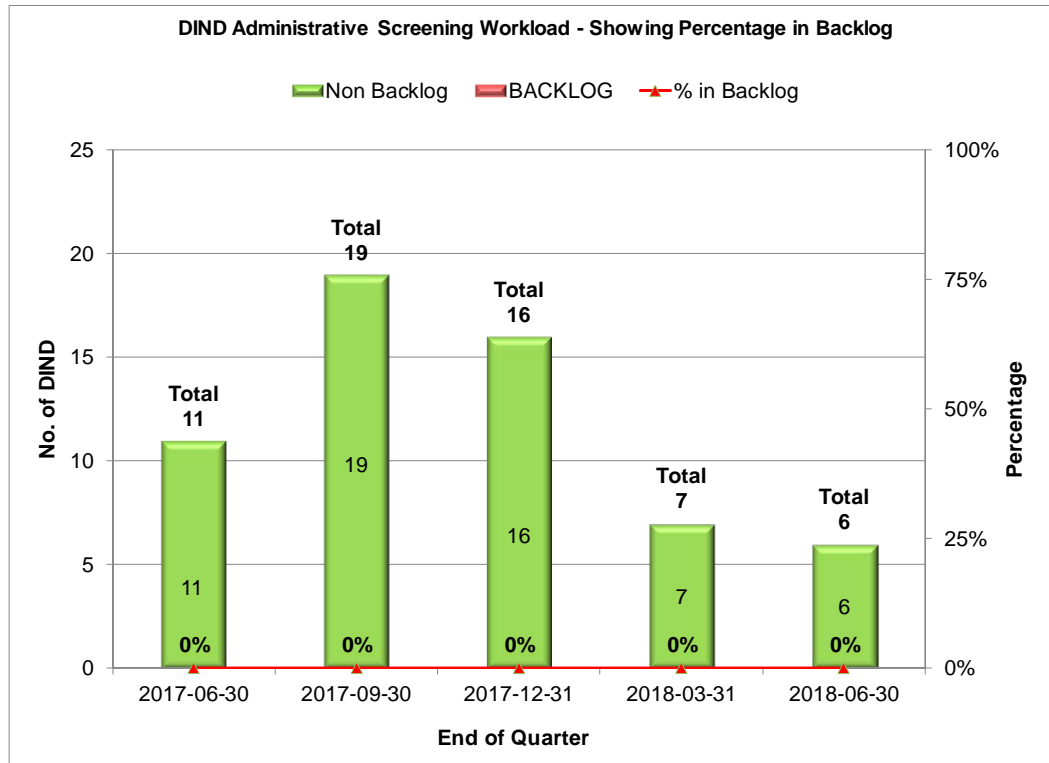


DIND: Screening Workload Showing Percentage in Backlog



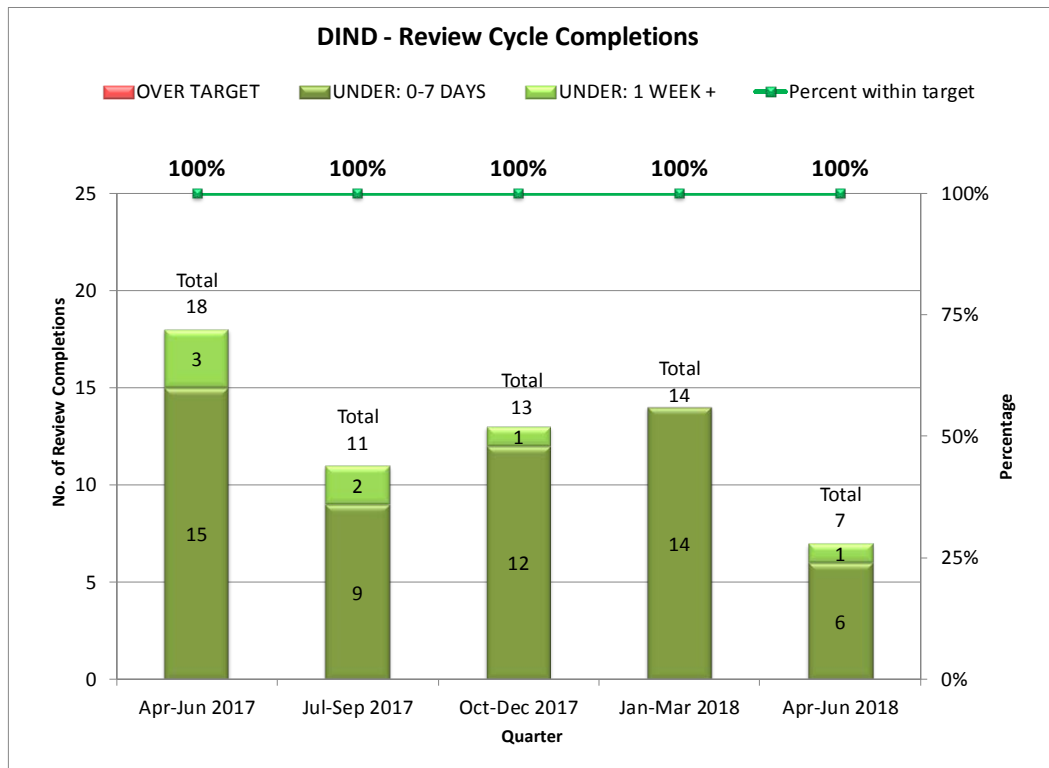
WORKLOAD

DIND: Administrative-Screening Workload Showing Percentage in Backlog

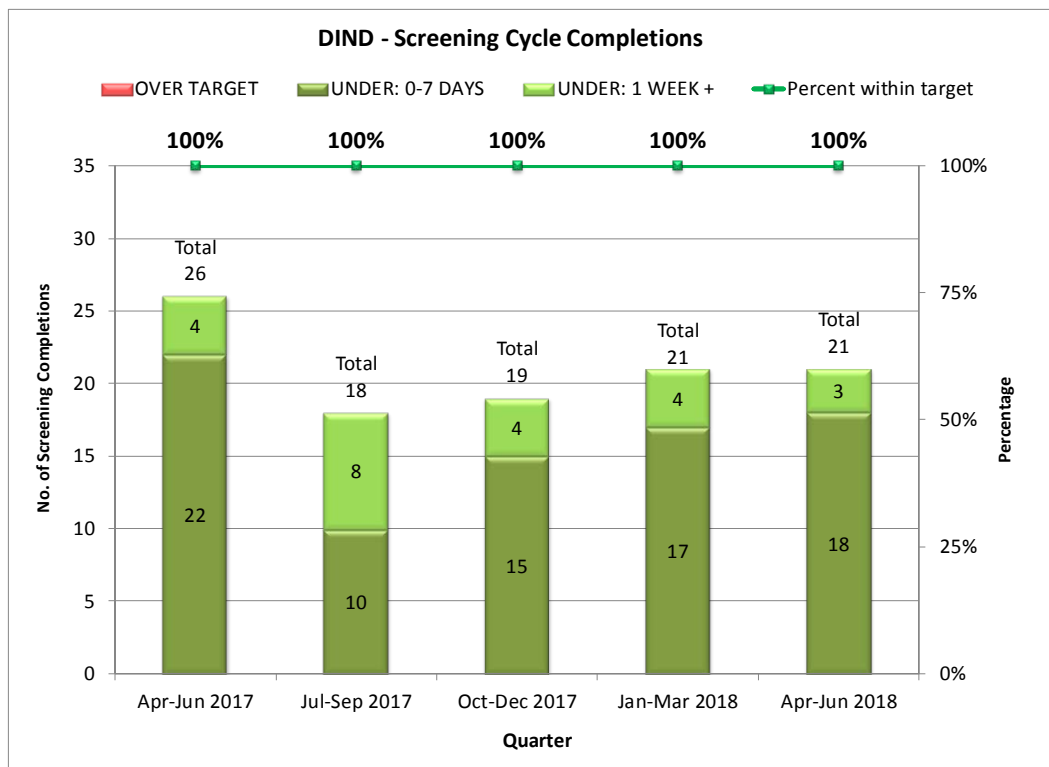


PERFORMANCE

DIND: Review Performance Showing Percentage within Target

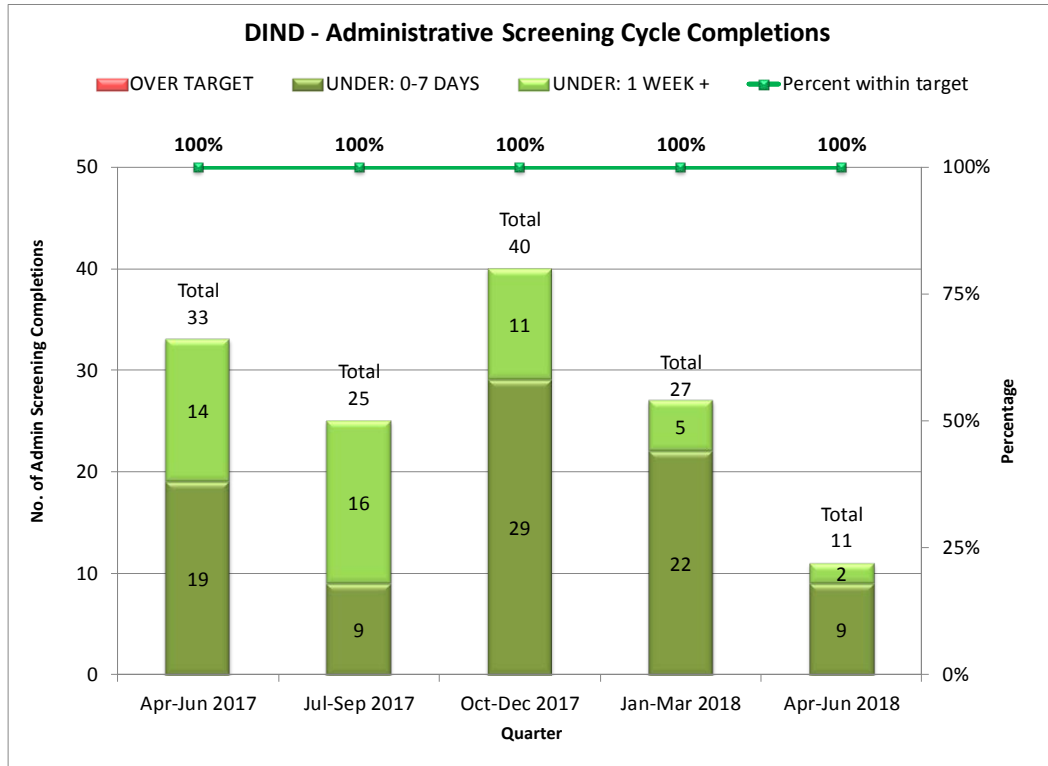


DIND: Screening Performance Showing Percentage within Target



PERFORMANCE

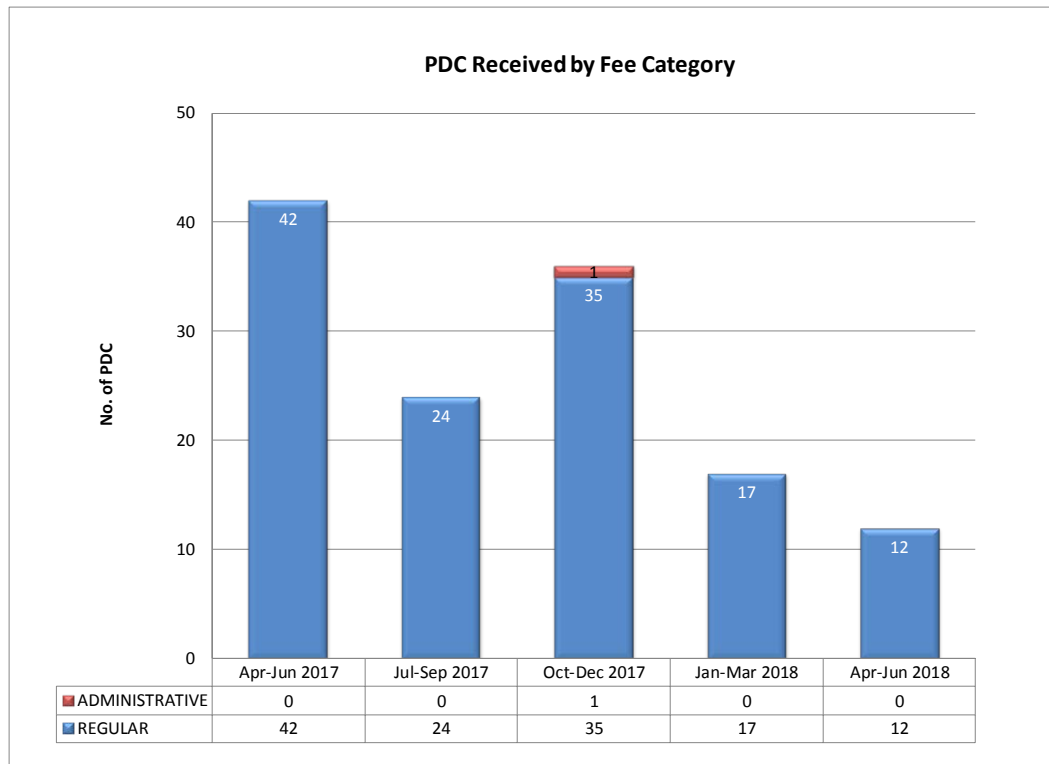
DIND: Administrative-Screening Performance Showing Percentage within Target



DECISION DOCUMENTS

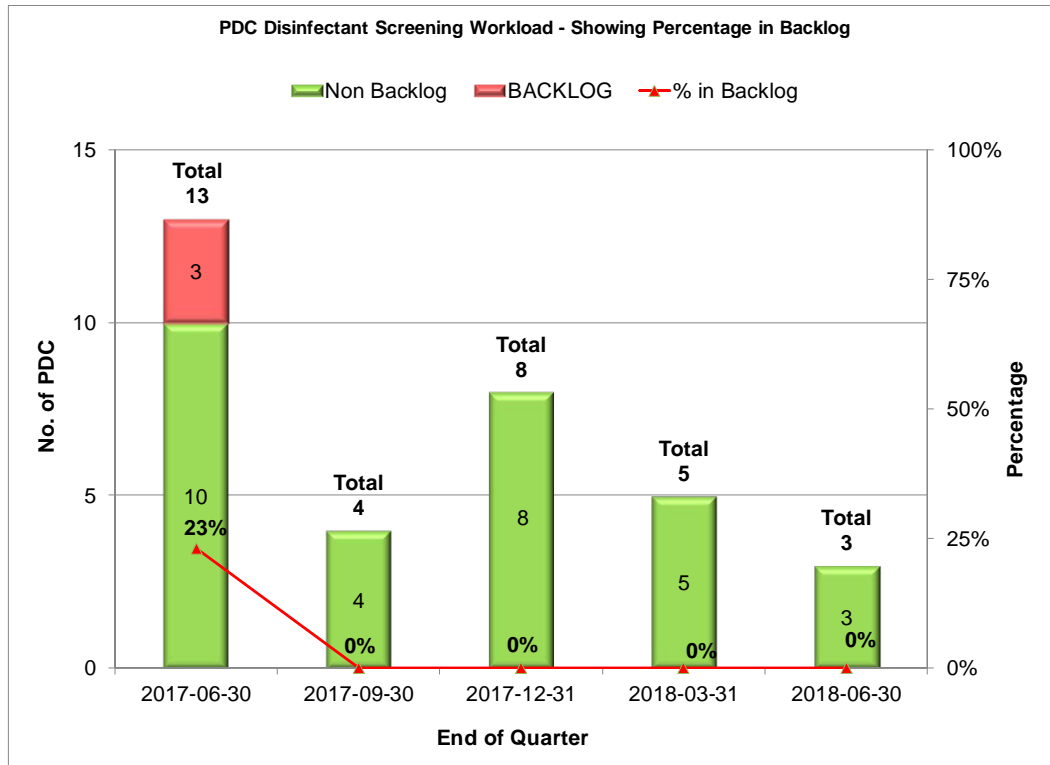
DIND: Decisions Documents by Fee Category

User Fee Category	Decision	Apr-Jun 2017	Jul-Sep 2017	Oct-Dec 2017	Jan-Mar 2018	Apr-Jun 2018
ADMINISTRATIVE	CANCELLATION LETTER	1	1	0	0	2
	NO OBJECTION LETTER	0	0	0	0	0
	DIN INCORR SUBTYPE-CLASS	0	0	0	0	0
	NOTIFICATION FORM DIN SUB	21	16	30	27	10
	REJECTION LETTER (SCR)	5	7	3	0	0
	SCREENING DEFICIENCY NOTICE	8	3	8	1	0
DISINFECTANTS	DIN INCORR SUBTYPE-CLASS	0	0	0	0	0
	NO OBJECTION LETTER	7	1	2	7	0
	CANCELLATION LETTER	0	1	2	0	0
	NEW DRUG LETTER SCREEN	0	0	0	0	0
	NOD WITHDRAWAL LETTER	0	0	0	0	0
	NON WITHDRAWAL LETTER	0	0	0	0	0
	NOTICE OF DEFICIENCY	0	0	0	0	0
	NOTICE OF NON-COMPLIANCE	0	0	1	0	0
	NOTIFICATION FORM DIN SUB	11	9	10	7	7
	SCREENING DEFICIENCY NOTICE	0	2	1	2	2
	REJECTION LETTER (SCR)	1	0	0	0	0
	WITHDRAWAL NO RESP TO NON	0	0	0	0	0
LABELLING STANDARD	NOTIFICATION FORM DIN SUB	8	3	3	6	5
	NO OBJECTION LETTER	1	0	0	0	0
	SCREENING DEFICIENCY NOTICE	2	1	2	5	1
	REJECTION LETTER (SCR)	0	3	0	0	3

PDC: POST AUTHORIZATION DIVISION 1 CHANGES**SUBMISSIONS RECEIVED****PDC: Received by Fee Category**

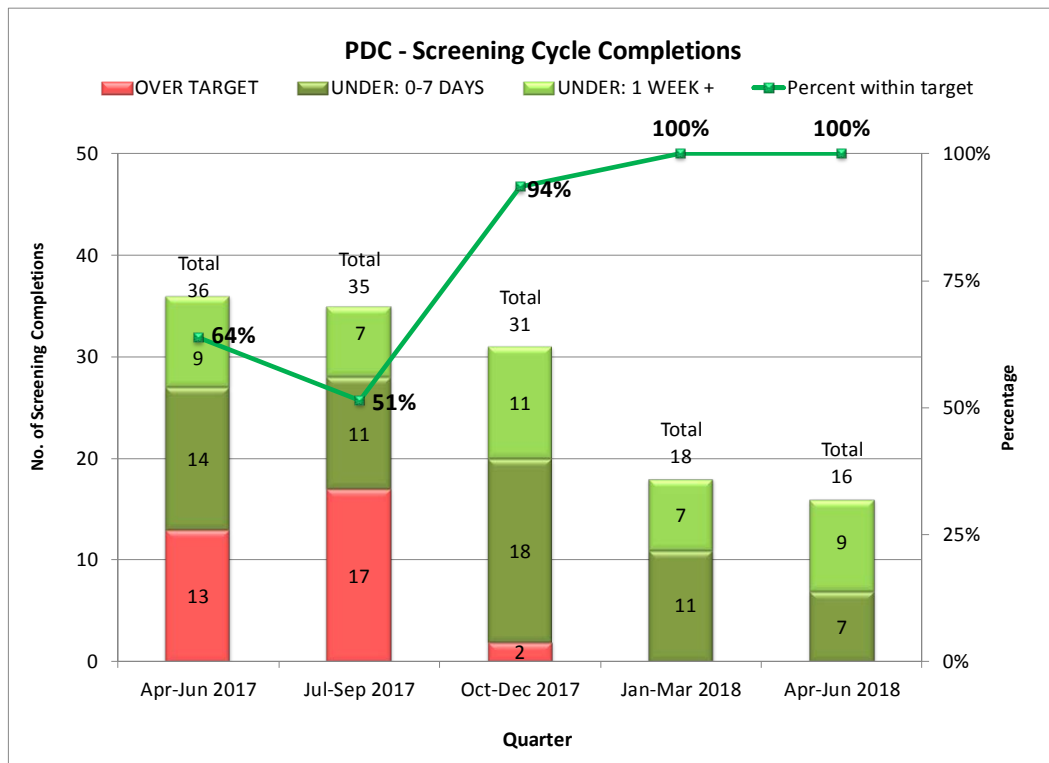
WORKLOAD

PDC: Screening Workload Showing Percentage in Backlog



PERFORMANCE

PDC: Screening Performance Showing Percentage within Target



DECISION DOCUMENTS

PDC: Decision Documents by Fee Category

User Fee Category	Decision	Apr-Jun 2017	Jul-Sep 2017	Oct-Dec 2017	Jan-Mar 2018	Apr-Jun 2018
ADMINISTRATIVE	CANCELLATION LETTER	0	0	0	1	0
REGULAR	CANCELLATION LETTER	0	0	0	0	0
	NO OBJECTION LETTER	25	17	21	15	15
	NOT SATISFACTORY NOTICE	9	17	9	0	1
	NOTIFICATION FORM DIN SUB	1	0	0	3	0
	REJECTION LETTER (SCR)	1	1	2	0	0

DISINFECTANT DRUGS FILED PURSUANT TO DIVISION 8
in Part C of the *Food and Drug Regulations*

NDS-D: NEW DRUG SUBMISSIONS-DISINFECTANT DRUGS

SUBMISSIONS RECEIVED

NDS-D: Received by Fee Category

NDS-D - NEW DRUG SUBMISSION-DISINFECTANTS	Apr-Jun 2017	Jul-Sep 2017	Oct-Dec 2017	Jan-Mar 2018	Apr-Jun 2018
Submission Type - User Fee Category					
ADMINISTRATIVE	0	0	0	0	0
DISINFECTANTS	0	1	1	0	0
<i>Total</i>	0	1	1	0	0

WORKLOAD

NDS-D: Review Workload/Backlog at End of Quarter

NNHPD NDS-D REVIEW WORKLOAD BY FEE CATEGORY AND END OF QUARTER					
	2017-06-30	2017-09-30	2017-12-31	2018-03-31	2018-06-30
Disinfectants	4	3	1	2	1
<i>Backlog</i>	0	0	0	0	0
Total	4	3	1	2	1
Non Backlog	4	3	1	2	1
BACKLOG	0	0	0	0	0
% in Backlog	0%	0%	0%	0%	0%

NDS-D: Screening Workload/Backlog at End of Quarter

NNHPD NDS-D SCREENING WORKLOAD BY FEE CATEGORY AND END OF QUARTER					
	2017-06-30	2017-09-30	2017-12-31	2018-03-31	2018-06-30
Disinfectants	0	1	2	0	0
<i>Backlog</i>	0	0	0	0	0
Total	0	1	2	0	0
Non Backlog	0	1	2	0	0
BACKLOG	0	0	0	0	0
% in Backlog	0%	0%	0%	0%	0%

NDS-D: Administrative-Screening Workload/Backlog at End of Quarter

NNHPD NDS-D ADMIN SCREENING WORKLOAD BY FEE CATEGORY AND END OF QUARTER					
	2017-06-30	2017-09-30	2017-12-31	2018-03-31	2018-06-30
Administrative	0	0	0	0	0
<i>Backlog</i>	0	0	0	0	0
Total	0	0	0	0	0
Non Backlog	0	0	0	0	0
BACKLOG	0	0	0	0	0
% in Backlog	0%	0%	0%	0%	0%

PERFORMANCE

NDS-D: Review Performance

REVIEW Quarter	OVER TARGET	UNDER: 0-7 DAYS	UNDER: 1 WEEK +	Percent within Target	Total
Apr-Jun 2017	0	0	0	0%	0
Jul-Sep 2017	0	1	0	100%	1
Oct-Dec 2017	0	2	0	100%	2
Jan-Mar 2018	0	0	0	0%	0
Apr-Jun 2018	0	1	0	100%	1

NDS-D: Screening Performance

SCREENING Quarter	OVER TARGET	UNDER: 0-7 DAYS	UNDER: 1 WEEK +	Percent with Target	Total
Apr-Jun 2017	0	3	0	100%	3
Jul-Sep 2017	0	0	0	0%	0
Oct-Dec 2017	0	1	0	100%	1
Jan-Mar 2018	0	5	0	100%	5
Apr-Jun 2018	0	0	0	0%	0

NDS-D: Administrative-Screening Performance

ADMIN SCREENING Quarter	OVER TARGET	UNDER: 0-7 DAYS	UNDER: 1 WEEK +	Percent with Target	Total
Apr-Jun 2017	0	0	0	0%	0
Jul-Sep 2017	0	0	0	0%	0
Oct-Dec 2017	0	0	0	0%	0
Jan-Mar 2018	0	0	0	0%	0
Apr-Jun 2018	0	0	0	0%	0

DECISION DOCUMENTS

NDS-D: Decision Documents by Fee Category

User Fee Category	Decision	Apr-Jun 2017	Jul-Sep 2017	Oct-Dec 2017	Jan-Mar 2018	Apr-Jun 2018
ADMINISTRATIVE	CANCELLATION LETTER	0	0	0	0	0
	SCREENING DEFICIENCY NOTICE	0	0	0	0	0
DISINFECTANTS	NOTICE OF NON-COMPLIANCE	0	0	0	0	0
	NOTICE OF DEFICIENCY	0	1	1	1	0
	NOD WITHDRAWAL LETTER	0	0	0	1	0
	NOTICE OF COMPLIANCE*	0	0	1	0	1
	CANCELLATION LETTER	0	0	0	0	0
	REJECTION LETTER (SCR)	1	0	0	1	0
	SCREENING DEFICIENCY NOTICE	1	0	1	1	0

*Approvals are the NOCs Issued or Issuable at the conclusion of review (not NOCs issued at the end of a switch or patent hold).

NC: NOTIFIABLE CHANGES**SUBMISSIONS RECEIVED****NC – Disinfectant Drugs: Received by Fee Category**

NOTIFIABLE CHANGE - NEW DRUG (NC)	Apr-Jun 2017	Jul-Sep 2017	Oct-Dec 2017	Jan-Mar 2018	Apr-Jun 2018
Submission Type - User Fee Category					
SAFETY 90	0	0	1	0	0

WORKLOAD**NC – Disinfectant Drugs: Review Workload/Backlog at End of Quarter**

NNHPD NC-DIS REVIEW WORKLOAD BY FEE CATEGORY AND END OF QUARTER					
	2017-06-30	2017-09-30	2017-12-31	2018-03-31	2018-06-30
SAFETY 90	0	0	1	0	0
<i>Backlog</i>	<i>0</i>	<i>0</i>	<i>0</i>	<i>0</i>	<i>0</i>
Total	0	0	1	0	0
Non Backlog	<i>0</i>	<i>0</i>	<i>1</i>	<i>0</i>	<i>0</i>
BACKLOG	0	0	0	0	0
% in Backlog	0%	0%	0%	0%	0%

NC – Disinfectant Drugs: Screening Workload/Backlog at End of Quarter

NNHPD NC-DIS SCREENING WORKLOAD BY FEE CATEGORY AND END OF QUARTER					
	2017-06-30	2017-09-30	2017-12-31	2018-03-31	2018-06-30
SAFETY 90	0	0	0	0	0
<i>Backlog</i>	<i>0</i>	<i>0</i>	<i>0</i>	<i>0</i>	<i>0</i>
Total	0	0	0	0	0
Non Backlog	<i>0</i>	<i>0</i>	<i>0</i>	<i>0</i>	<i>0</i>
BACKLOG	0	0	0	0	0
% in Backlog	0%	0%	0%	0%	0%

PERFORMANCE**NC – Disinfectant Drugs: Review Performance**

REVIEW Quarter	OVER TARGET	UNDER: 0-7 DAYS	UNDER: 1 WEEK +	Percent within Target	Total
Apr-Jun 2017	0	0	0	0%	0
Jul-Sep 2017	0	0	0	0%	0
Oct-Dec 2017	0	0	0	0%	0
Jan-Mar 2018	0	0	1	100%	1
Apr-Jun 2018	0	0	0	0%	0

NC – Disinfectant Drugs: Screening Performance

SCREENING Quarter	OVER TARGET	UNDER: 0-7 DAYS	UNDER: 1 WEEK +	Percent within Target	Total
Apr-Jun 2017	0	0	0	0%	0
Jul-Sep 2017	0	0	0	0%	0
Oct-Dec 2017	0	1	0	100%	1
Jan-Mar 2018	0	0	0	0%	0
Apr-Jun 2018	0	0	0	0%	0

DECISION DOCUMENTS**NC – Disinfectant Drugs: Decision Documents**

User Fee Category	Decision	Apr-Jun 2017	Jul-Sep 2017	Oct-Dec 2017	Jan-Mar 2018	Apr-Jun 2018
SAFETY 90	NO OBJECTION LETTER	0	0	0	1	0
	CANCELLATION LETTER	0	0	0	0	0

MPNDS: PRE-NDS MEETING**MPNDS – Disinfectant Drugs: Received by Fee Category**

PRE - NDS MEETING (MPNDS)	Apr-Jun 2017	Jul-Sep 2017	Oct-Dec 2017	Jan-Mar 2018	Apr-Jun 2018
Submission Type - User Fee Category					
CLINICAL OR NON-CLINICAL DATA AND CHEMISTRY - MANUFACTURING	0	0	0	0	0

MPSNDS: PRE-SNDS MEETING**MPSNDS – Disinfectant Drugs: Received by Fee Category**

PRE - SNDS MEETING (MPSNDS)	Apr-Jun 2017	Jul-Sep 2017	Oct-Dec 2017	Jan-Mar 2018	Apr-Jun 2018
Submission Type - User Fee Category					
CLINICAL OR NON-CLINICAL DATA	0	0	0	0	1