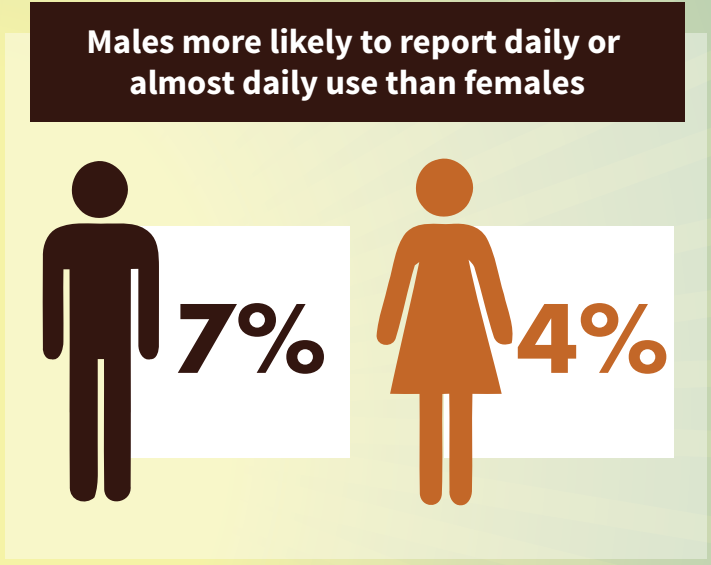
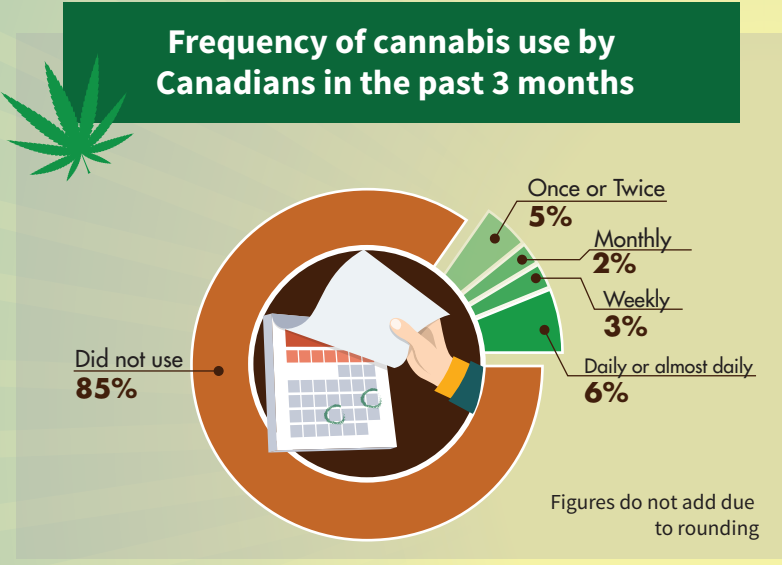





# National Cannabis Survey

## 3<sup>rd</sup> quarter, 2018

Statistics Canada is conducting the National Cannabis Survey, **every three months** throughout 2018 and into 2019. These data are about Canadians, 15 and older, and reflect their cannabis use and related behaviours in the **past three months**.

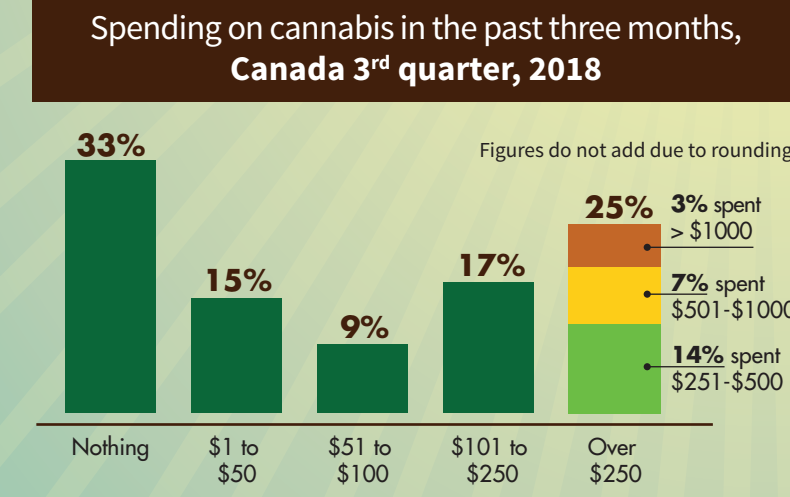


**5%** of Canadians reported being a passenger in a vehicle driven by someone who had consumed cannabis within **2 hours of driving**.



**14%** of cannabis users with a valid driver's license reported **driving within 2 hours** of using.

Source: National Cannabis Survey, Quarters 1, 2 and 3, 2018



**DID YOU KNOW?**

**OVER THE PAST THREE MONTHS...**

- 67% of individuals who used cannabis once or twice **spent nothing for it**
- 36% of weekly or monthly users spent **between \$1 and \$100** on cannabis
- 54% of daily or almost daily users **spent over \$250** on cannabis

Catalogue number: 11-627-M | ISBN: 978-0-660-27278-8

For more information, please check out our Cannabis Stats Hub at [www.statcan.gc.ca](http://www.statcan.gc.ca)

Also visit: [www.canada.ca/en/services/health/campaigns/cannabis.html](http://www.canada.ca/en/services/health/campaigns/cannabis.html)



Statistics Canada / Statistique Canada

[www.statcan.gc.ca](http://www.statcan.gc.ca)

