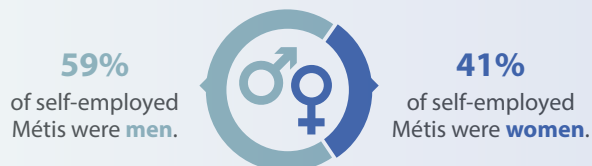




SELF-EMPLOYMENT AMONG MÉTIS: FINDINGS FROM THE 2017 ABORIGINAL PEOPLES SURVEY

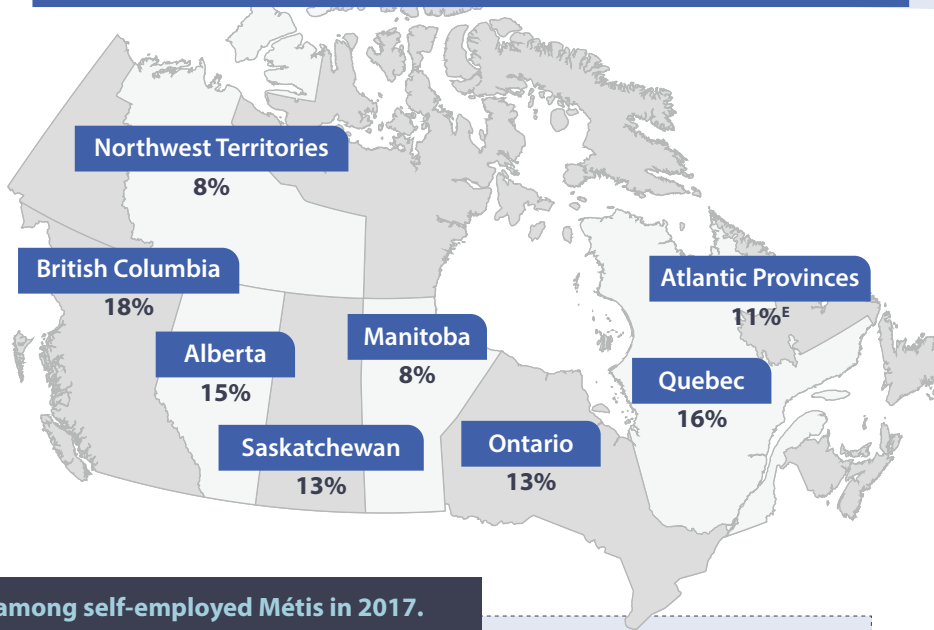
In 2017, around one in seven (14% or 40,260) employed Métis were self-employed.



Freedom or independence were the leading reasons for choosing **self-employment** (37%).

About a **third (32%)** of self-employed Métis had employees.

Self-employment across provinces and territories.



Top industries among self-employed Métis in 2017.



Construction

16%



Professional, scientific and technical services

13%



Services including repair, maintenance, and personal and laundry services

14%



Agriculture, forestry, fishing and hunting

8%



Health care and social assistance

7%^E

Gender differences appeared in the number of self-employed in some industries, while **men and women were equally represented** in others.



92%

of self-employed Métis in the **construction** sector were **men**.



75%

of self-employed Métis in the **healthcare and social assistance** sector were **women**.



♂ 49%

♀ 51%

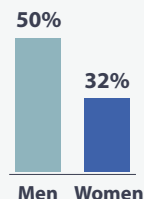

Men and women were equally likely to be represented in **professional, scientific and technical services**, **49%** were men, and **51%** were women.

Most (91%) self-employed Métis did not receive outside assistance for their business.

Outside business assistance includes: financial assistance, procurement programs, information on business opportunities, help establishing business contracts, training/development programs

Under half (43%) of self-employed Métis owned an incorporated business.

Ranged from 56% of self-employed in Alberta to 22%^E in Manitoba.



Notes: ^E Use with caution.

Métis in this publication refers to individuals who self-identified as Métis in the 2017 Aboriginal Peoples Survey.

Source: Aboriginal Peoples Survey, 2017.
Catalogue number: 11-627-M
ISBN: 978-0-660-28624-2



Statistics Canada
Statistique Canada

www.statcan.gc.ca

Canada