




**Agriculture
Division**

**Division de
l'agriculture**

STATISTICS CANADA
STATISTIQUE CANADA

JUN 24 1996

LIBRARY
BIBLIOTHÈQUE



Statistics
Canada

Statistique
Canada

Canada

Free

PEOPLE, PRODUCTS AND SERVICES
AGRICULTURE DIVISION, 1996

Catalogue No. 21F0003XPE

Statistics Canada
Ottawa, Ontario
K1A 0T6

{version française disponible sur demande}

TABLE OF CONTENTS

INTRODUCTION	1
AGRICULTURE DIVISION USERS' GUIDE: WHO TO CONTACT	
Agriculture Division	2
Other Statistics Canada Contacts for Information Related to Agriculture	4
Regional Reference Centres	5
SPECIAL SERVICES	
Custom Tabulations, Analytical Studies and Special Surveys	6
Custom Services from the Census of Agriculture	6
InfoHort	6
Whole Farm Data Base	6
Spatial Analysis and Geomatics Applications	7
PUBLICATIONS	
General	10
Census of Agriculture	10
Farm Income and Prices	11
Whole Farm Data Projects	12
Crops	12
Livestock	14
Food	14
FAX SERVICES	15
VISTA NEWSLETTER	16
AGRICULTURE PRODUCTS FOR EDUCATORS	16
AGRICULTURE WORKING PAPER SERIES	18
ELECTRONIC PRODUCTS AND SERVICES	20
ORDERING INFORMATION	24
1996 DATA RELEASES	25
PUBLICATIONS PRICE LIST FOR SUBSCRIPTIONS	28
1991 CENSUS PUBLICATIONS PRICE LIST	29

INTRODUCTION

This catalogue is your guide to the products and services of Statistics Canada's Agriculture Division and how you can obtain them. In it, you'll find:

- the names and telephone numbers of key people who can answer your questions about agriculture and food data
- a wide range of published and unpublished, custom and electronic data products and services related to agriculture and food
- essential release dates and pricing information
- how to order the Agriculture Division products that interest you.

What Can We Offer You?

Data from Statistics Canada's Agriculture Division are available in a variety of formats, including publications, customized printouts, diskettes, magnetic tapes, CANSIM (Statistics Canada's computerized database), and by telephone or facsimile.

Our information on the agriculture industry can help you:

- monitor the financial performance of farms
- analyze commodity markets
- assess food consumption patterns
- project food production
- determine agriculture industry structure
- analyze farm and rural population trends
- examine characteristics of the farm population
- monitor crop growth and help predict yields.

Who Are We?

The **Census of Agriculture Section** provides information on the detailed structure of the farm sector and the detailed geographic location of agricultural production. It also provides the basis for most agriculture surveys and data series.

Results of the last Census of Agriculture, June 4, 1991, were released on June 4, 1992 and Agriculture - Population Linkage results were released on November 17, 1992 and on November 16, 1993. The next Census of Agriculture will take place on May 14, 1996.

The **Farm Income and Prices Section** produces estimates of farm cash receipts by item, farm expenses by item, depreciation, farm products price index, net farm income, assets and liabilities.

The **Whole Farm Data Projects Section** provides a complete set of physical and financial data at the whole farm level. These data include detailed revenues and expenses, operator and family off-farm income, crop acreages, livestock numbers, capital investment and sales, assets and liabilities by size and type of farm for sub-provincial regions.

The **Crops Section** produces estimates of field crops, horticultural crops, per capita consumption and grain marketing statistics.

The **Livestock and Animal Products Section** produces data on livestock, dairy, poultry and eggs, furs and other animal products.

Spatial Analysis and Geomatics Applications provides information to clients on crop conditions, crop area, land-use change and related agriculture and environmental applications by analyzing satellite and spatial data and conducting research and development.

Data users who need help in designing custom tabulations from the division's databases will find it in the **Research and Analysis Section**. The section also analyzes data at the aggregate and micro-record levels.

The **Systems Co-ordination and Production Section** provides internal computer and survey processing services.

**We invite you to call us toll-free at 1-800-465-1991
if you have any questions concerning agriculture data.**

WE LOOK FORWARD TO SERVING YOU!

AGRICULTURE DATA USERS' GUIDE: WHO TO CONTACT?

AGRICULTURE DIVISION

MAILING ADDRESS

Agriculture Division
 Statistics Canada
 12th Floor, Jean Talon Bldg.
 Ottawa, Ontario
 K1A 0T6

TOLL-FREE NUMBER

The Agriculture Division's toll-free number is available 8:00 a.m. to 4:00 p.m. Eastern Time.
1-800-465-1991

FAX

(613) 951-3868
For all internet request, send to:
spoopau@statcan.ca

DIRECTOR

Secretary

François Maranda

Jocelyne Lepage

(613) 951-8729

(613) 951-8721

ASSISTANT DIRECTORS

Denis Chartrand

Gordon Deecker

(613) 951-6171

(613) 951-0838

CUSTOM SERVICES & SURVEYS

Zoltan Somogyi

Ray Bollman

(613) 951-8718

(613) 951-3747

CENSUS OF AGRICULTURE SECTION

Census Manager
 Head, Census User Services & Marketing
User Requests and Information
 Agriculture/Population Linkage Database
 Census Public Communication
 Census Outputs
 Census Planning & Integration
 Census Data Validation
 Census Special Projects
 Census Content and Collection
 Farm Register
 System Development Co-ordinator

FAX:

Mel Jones
 Norah Hillary
 Cindy Heffernan
 Lynda Kemp
 Lynda Kemp
 Gary Davidson
 Gary Davidson
 Paul Murray
 Paul Murray
 Wilson Freeman
 Catherine Cromey
 Ivan Green

(613) 951-1680

(613) 951-8712

(613) 951-8711

(613) 951-5316

(613) 951-3841

(613) 951-3841

(613) 951-1578

(613) 951-1578

(613) 951-0065

(613) 951-0065

(613) 951-8724

(613) 951-3843

(613) 951-2888

FARM INCOME & PRICES SECTION

Chief
 Capital Value, Debt, Balance Sheets,
 Farm Expenses and Farm Income
 Farm Cash Receipts, Program Payments
 Farm Prices

Marcelle Dion

Bernie Rosien

Liz Leckie

Bernie Rosien

(613) 951-3172

(613) 951-2441

(613) 951-2448

(613) 951-2441

WHOLE FARM DATA PROJECTS SECTION

Chief
 User Services & Marketing
 Whole Farm Data Base
 Whole Farm Data Analysis and
 Development
 Whole Farm Data Integration and
 Taxation Data Program

Mario Ménard

Paul Spooner

Jacques Lemieux

Lina Di Pietro

Gaétan St-Louis

(613) 951-2446

(613) 951-5027

(613) 951-2425

(613) 951-3171

(613) 951-8722

Farm Financial Survey and Area Farm Survey	Phil Stevens	(613) 951-2435
CROPS SECTION		
Manager	Oliver Code	(613) 951-8719
Field Crop Reporting	Tony Dupuis	(613) 951-0572
Grain Marketing Statistics	Karen Gray	(204) 983-2856
Horticultural Crops	Bill Parsons	(613) 951-8727
Potatoes	Barbara McLaughlin	(902) 893-7251
LIVESTOCK AND ANIMAL PRODUCTS SECTION		
Chief	Mark Elward	(613) 951-8715
Cattle, Hogs, Sheep and Poultry	Robert Plourde	(613) 951-8716
Dairy	Martin Beaulieu	(613) 951-2549
Stocks of Frozen Meat	Maxine Sudol	(613) 951-3847
Livestock Feed Usage	Maxine Sudol	(613) 951-3847
Furs	Barbara McLaughlin	(902) 893-7251
SPATIAL ANALYSIS & GEOMATICS APPLICATIONS		
Manager	Ken Korporal	(613) 951-3872
Senior Analyst	Richard Dobbins	(613) 951-3860
Geomatics Administrator	Graham Smith	(613) 951-4994
GIS / Remote Sensing Applications Specialist	Paul Nixon	(613) 951-3863
Geomatics Specialist	David Bédard	(613) 951-3861
GIS / Remote Sensing Applications Specialist	John Henry	(613) 951-5372
SAGA Remote Sensing / GIS Laboratory		(613) 951-4957
RESEARCH & ANALYSIS SECTION		
Chief	Ray Bollman	(613) 951-3747
Analytical Projects	Rick Burroughs	(613) 951-2890
	Brian Biggs	(613) 951-3059
SPECIALIZED SUBJECT MATTER TOPICS		
Advisory Committee on Agriculture Statistics	Denis Chartrand	(613) 951-6171
CANSIM Data Base & Publication Information	Julie Gordon	(613) 951-5039
Custom Tabulations from Surveys	Ray Bollman	(613) 951-3747
Environment and Agriculture	Ken Korporal	(613) 951-3872
Farm Family Income	Ray Bollman	(613) 951-3747
Farm Labour/ Women in Agriculture	Lynda Kemp	(613) 951-3841
Farm Structure	Ray Bollman	(613) 951-3747
Farm Wage Rate Survey	Rick Burroughs	(613) 951-2890
Federal/Provincial Agreements	Denis Chartrand	(613) 951-6171
Federal/Provincial Committee on Agriculture Statistics	Denis Chartrand	(613) 951-6171

Food Consumption	Martin Beaulieu	(613) 951-2549
InfoHort	Zoltan Somogyi	(613) 951-8718
Mapping/Geographic Information Processing	Ken Korporal	(613) 951-3872
Multi-holdings, large farms and special farms	Katherine Blais	(613) 951-5023
Rural Data	Ray Bollman	(613) 951-3747
VISTA Editor	Rick Burroughs	(613) 951-2890

Agriculture Division Regional Representatives

Truro	Barbara McLaughlin /	Tel.: (902) 893-7251
	Bernadette Alain	Fax: (902) 895-7435
	Agriculture Division	
	Statistics Canada	
	P.O. Box 637	
	Truro, Nova Scotia	
	B2N 5E5	
Winnipeg	Karen Gray /	Tel.: (204) 983-2856
	Gail Ann Breese	(204) 983-3445
	Agriculture Division	Fax: (204) 983-7543
	Statistics Canada	
	MacDonald Building, Suite 300	Internet: graykar@statcan.ca
	344 Edmonton Street	
Winnipeg, Manitoba		
R3B 3L9		

Other Statistics Canada Contacts for Information Related to Agriculture:

Food Industry	• Manufacturing	Peter Zylstra	(613) 951-3511
	• Wholesale Trade	Larry Murphy	(613) 951-3542
	• Retail Trade	Bernie Theriault	(613) 951-3592
Farm Input Price Index		Vaclav Krabicka	(613) 951-3342
International Trade		Robert Gordon	(613) 951-9797
Input-Output Tables		Ronald Rioux	(613) 951-3697
Gross Domestic Product		Randy Kroeker	(613) 951-3789

You can also contact any of our Regional Reference Centres listed below:

Newfoundland and Labrador, Nova Scotia, Prince Edward Island and New Brunswick

Advisory Services
Statistics Canada
North American Life Centre
3rd Floor, 1770 Market Street
Halifax, Nova Scotia B3J 3M3
(902) 426-5331
Fax: (902) 426-9538
Toll-free: 1-800-263-1136

Québec

Advisory Services
Statistics Canada
Suite 412, East Tower
Guy Favreau Complex
200 René Lévesque Boulevard West
Montréal, Québec H2Z 1X4
(514) 283-5725
Fax: (514) 283-9350
Toll-free: 1-800-263-1136

National Capital Region

Advisory Services
Statistics Canada
Statistical Reference Centre
Main Lobby, R.H. Coats Building
Holland Avenue
Tunney's Pasture
Ottawa, Ontario K1A 0T6
(If outside the local calling area, please dial the toll-free number for your province)
(613) 951-8116
Fax: (613) 951-0581

Telecommunications Device for the Hearing Impaired

Toll-free: 1-800-363-7629

Ontario

Advisory Services
Statistics Canada
Arthur Meighen Building
10th Floor, 25 St. Clair Avenue East
Toronto, Ontario M4T 1M4
(416) 973-6586
Fax: (416) 973-7475
Toll-free: 1-800-263-1136

Manitoba

Advisory Services
Statistics Canada
MacDonald Building
300-344 Edmonton Street
Winnipeg, Manitoba R3B 3L9
(204) 983-4020
Fax: (204) 983-7543
Toll-free: 1-800-263-1136

Saskatchewan

Advisory Services
Statistics Canada
Avord Tower, 9th Floor
2002 Victoria Avenue
Regina, Saskatchewan S4P 0R7
(306) 780-5405
Fax: (306) 780-5403
Toll-free: 1-800-263-1136

Southern Alberta

Advisory Services
Statistics Canada
First Street Plaza, Room 401
138-4th Avenue South East
Calgary, Alberta T2G 4Z6
(403) 292-6717
Fax: (403) 292-4958
Toll-free 1-800-263-1136

Northern Alberta and N.W.T.

Advisory Services
Statistics Canada
9th Floor, Park Square
10001 Bellamy Hill
Edmonton, Alberta T5J 3B6
(403) 495-3027
Fax: (403) 495-5318
Toll-free: 1-800-263-1136

British Columbia and the Yukon

Advisory Services
Statistics Canada
Library Square Office Tower
600-300 West Georgia Street
Vancouver, British Columbia
V6B 6C7
(604) 666-3691
Fax: (604) 666-4863
Toll-free: 1-800-263-1136

Most of the products and services listed in the following pages of this catalogue are also available through these Regional Reference Centres. Plus, a consultation service and reference copies of Statistics Canada's publications are available at the Regional Reference Libraries located at these centres.

SPECIAL SERVICES

CUSTOM TABULATIONS, ANALYTICAL STUDIES AND SPECIAL SURVEYS

Agriculture Division has a number of customized services which can help you. We can provide you with tables containing only the data you require. Plus, we can do the analysis of the data for you. Or, should you require data that has not yet been collected, we can do a special survey for you. These data can also be combined with other Statistics Canada surveys and custom data extractions from CANSIM.

For more information please contact:

Zoltan Somogyi (613) 951-8718 or
Ray Bollman (613) 951-3747

CUSTOM SERVICES FROM THE CENSUS OF AGRICULTURE

The Census of Agriculture can tailor products to your special requirements at cost, subject to confidentiality constraints. Custom services are available for tabulations, thematic maps and user workshops.

a. Custom Tabulations — allow you to create personalized tables from the Agriculture, the Agriculture-Population and the Historical databases. Customized data are available for census years 1966 to 1991. (Data from 1966 and 1976 are not available for the Agriculture-Population linkage.) Census of Agriculture data and data from the 1991 Agriculture-Population base are now available. In addition, tabulations of entry, exit and the micro-dynamics of structural change are available from the 1966 to 1991 Census of Agriculture Match databases.

b. Thematic Maps — are an effective way to present statistical data visually. Maps made to your specifications are available in black and white, or in colour. Maps, and supporting custom tabulations, can be produced for Census of Agriculture standard geography as well as user-defined areas.

Prices and delivery depend on the complexity of each request.

For more information please contact:

Cindy Heffernan
User Requests and Information
Census of Agriculture
(613) 951-5316

INFOHORT

This Canadian horticultural industry initiative is an on-line system providing access to the most current and accurate market information on horticultural commodities. Users have access to daily and weekly market prices, storage holdings, unloads (domestic and imports), international trade reports and much more. The system is menu driven, making it easy to learn and use. It operates 24 hours a day, 7 days a week. InfoHort is available through StatsCan Online.

For more information about InfoHort please contact the nearest Statistics Canada Regional Reference Centre listed on page 5 or contact:

Zoltan Somogyi (613) 951-8718

THE WHOLE FARM DATA BASE

The Whole Farm Data Base (WFDB) provides a set of physical and financial farm data at the whole farm level by compiling data from various surveys and administrative sources. This allows you to obtain detailed farm revenue and expenditure data, sources and level of off-farm income for farm operators and farm families, assets, liabilities and capital investment data and estimates on land use and livestock inventories. All these variables can be disaggregated by farm type, revenue class and subprovincial area.

There are three major data sources currently offered on the WFDB: **the Taxation Data Program (TDP); the Farm Financial Survey (FFS); and the Crops and Livestock Surveys.** Although the WFDB can be used to produce estimates for selected domains regardless of the

revenue level, the base is primarily structured to provide data for farms with reported revenues of \$10,000 and over.

In order to satisfy a variety of user needs, the Whole Farm Data Projects Section offers an assortment of products and services including:

Agricultural Financial Statistics

(Cat. No. 21-205-XPE) is an annual publication featuring a series of statistical tables that use the TDP portion of the WFDB as their source (see page 12 for more information on this publication).

The **Extraction System of Agricultural Statistics (ESAS)** is a menu-driven software program available to users in a CD-ROM format. Using the WFDB as its source, ESAS allows you to access an extensive series of tables featuring the most commonly requested disaggregated physical and financial farm data. A user's guide and reference manual are included with the purchase of the CD-ROM product.

- Subject Matter Contact: Paul Spooner
(613) 951-5027
- Release date: June 1996
- Canada: \$925 - initial subscription, \$495 - annual updates
- US and Foreign orders: \$925US - initial subscription, \$495US - annual updates
- LAN and multiple disc prices are available upon request

Customized tables are another option available to you from the WFDB. At present, these requests can be disseminated in print or on diskette (in ASCII or Lotus file format). Costs for customized WFDB products depend on size and complexity of requests. Data availability is subject to confidentiality constraints.

More information about the Whole Farm Data Base is available in the **Whole Farm Data Base Reference Manual** available **free of charge** from the Agriculture Division by contacting:

Paul Spooner
User Services and Marketing
Whole Farm Data Projects Section
(613) 951-5027

SPATIAL ANALYSIS AND GEOMATICS APPLICATIONS

Agriculture Division's Spatial Analysis and Geomatics Applications program (SAGA) provides a variety of products and services using the tools and methodologies of digital image analysis and geographic information systems. The SAGA program includes operational agricultural and environmental applications, custom mapping, image analysis and geomatics services. These remote sensing and geostatistical products and services are available on a fee-for-services basis.

Agricultural & Environmental Remote Sensing / GIS Applications

The SAGA team has considerable experience and expertise in developing operational remote sensing and integrated geographic information processing applications. The data generated by the programs SAGA is involved with are available to its clients, and in fact, these programs may be extended to meet your special needs. These programs include:

- The **Crop Condition Assessment Program (CCAP)** provides weekly crop condition reporting for the Prairie provinces using low-resolution NOAA digital satellite data. This subscription service produces timely, quantitative and objective crop condition information in electronic format at the Census Agricultural Region, Rural Municipality level. The weekly information package includes maps, graphs, tables and visual full-colour images.
- The **Potato Area Estimation Program (PAEP)** is capable of providing estimates of the area planted in potatoes in Prince Edward Island and New Brunswick using high-resolution digital data from the Landsat and SPOT satellites. Similar methodologies can be used to estimate areas of other crops such as canola, summerfallow and cereal grains in Western Canada. There are also many related applications that could use the satellite data available from the historical image archives kept by SAGA.

- The **National Urban Land Information Base (NULIB)** The objective of the National Urban Land Information Base (NULIB) is to develop a standardized, nationally-consistent environmental database to determine land use and land use change statistics for the urban and urban-fringe regions of Canada using high-resolution digital satellite imagery. The program identifies changes in urban land activity (1986 to 1991), broad land cover information (wooded vegetation, non-wooded vegetation, water and non-vegetated surfaces), and the amount and distribution of green space within the urban core.

NULIB began with a pilot study of the Ottawa-Hull (CMA) to determine the optimal image, process and methodology steps required to meet the program objectives. The pilot clearly demonstrated that high-resolution satellite imagery could provide land use and land use change information for the urban and rural-fringe in an accurate and cost-effective manner. With further funding obtained since the pilot study, operational processing of other CMAs has been completed. These urban centres include Toronto, Vancouver, Victoria, Montreal, Quebec city, Halifax, London and Saskatoon. The next stage for NULIB involves disaggregation of broad urban land activity classes into residential, commercial, industrial and institutional classes, seeking additional funding partners for the processing of remaining CMAs and updating the database on a regular cyclical basis.

Research & Development

Ongoing research and development are an important aspect of the SAGA program. As with the custom mapping and image analysis programs, the results of SAGAs research and development efforts are often available to its clients. Current projects include:

- statistical early season estimation of Prairie crop yields using NOAA satellite and meteorological data
- land-use and land-use change analysis from high-resolution digital satellite imagery
- geographic information database design and setup
- the use of remote sensing for statistical Area Sampling Frame (ASF) construction
- the use of radar data monitoring for land use and crop classification
- validation of census information
- geostatistical integration of database software/hardware systems

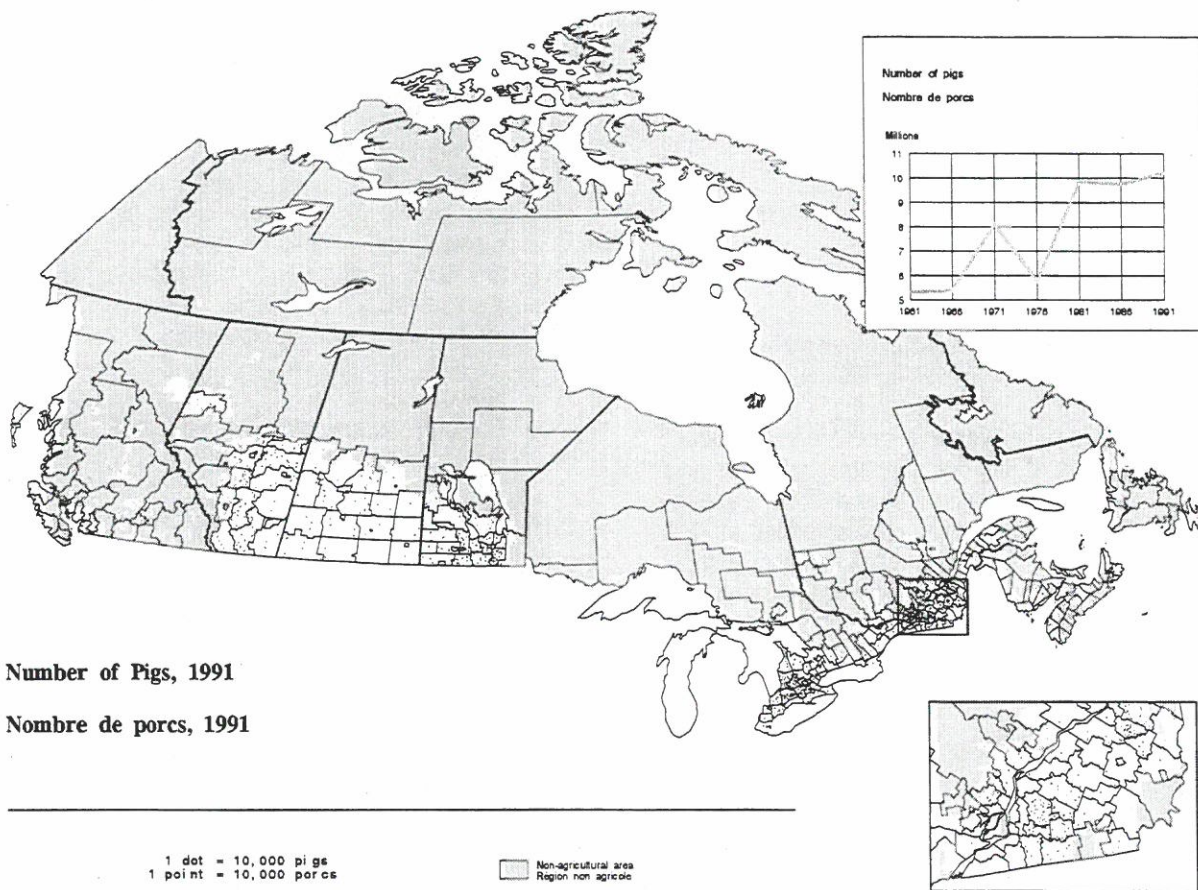
Other Available Services & Applications

- estimation of crop and vegetation area and crop yields by user defined statistical units such as risk areas and management districts
- drought, insect and disease detection and analysis from satellite imagery
- remote sensing/geographic information system integration and custom mapping
- analysis and mapping of land-use classification and change monitoring
- spatial and statistical data integration
- remote sensing consulting and training
- specialized geostatistical research and methodology development

From its extensive work in satellite remote sensing and geographic information systems, SAGA has accumulated a wealth of data and experience — both of which are available to its clients. For further information about these and other special products and services, please contact:

Ken Korporal
Spatial Analysis and
Geomatics Applications
(613) 951-3872

The following map is an example of the capabilities of the Spatial Analysis and Geomatics Applications Program. This map, one of 50 in the publication *Canadian Agriculture at a Glance* (96-301-XPB) and shown here in black and white, is available to SAGAs clients in full-colour format.



PUBLICATIONS

GENERAL

Farming Facts (21-522-XPE)

This report presents, in graphic, tabular and textual form a variety of information produced by Statistics Canada for the agricultural community. The theme of the current edition is "Post-recession agriculture; will the growth continue?".

- Subject Matter Contact: Rick Burroughs (613) 951-2890
- Release date: December 1996
- Canada: \$5; US: \$6US; Other: \$7US

CENSUS OF AGRICULTURE

1991 Census of Agriculture Products and Services (92-303-XPB)

This catalogue helps you to identify which product or service will best fill your data requirements and serves as a guide for the concepts and variables of the Census of Agriculture. Descriptions of the geography used in the census as useful background information are included. You are also provided complete details on the full line of Census of Agriculture products and services including pricing and ordering information.

- Now available
- No charge

Agricultural Profile Series

This series of 22 publications reveals the data collected from all Canadian farm holdings. Basic counts for provinces and census divisions are in *Part 1* (11 volumes: Canada, 10 provinces). *Part 1* is available in print format or on diskette. Detailed cross-tabulations are provided in print format only in *Part 2* (11 volumes: Canada, 10 provinces).

- Now available
- For individual catalogue numbers and prices, see pages 28 and 29.

Census Overview of Canadian Agriculture: 1971-1991 (93-348-XPB)

This historical perspective of Canadian agriculture contains census data from 1971 to 1991.

- Now available
- Canada: \$49; US: \$59US; Other: \$69US

Trends and Highlights of Canadian Agriculture and Its People (96-303-XPE)

This concise study presents key agricultural and socio-economic variables from the Census of Agriculture and the Census of Population. The first segment highlights selected agricultural data such as farm type, receipts and expenses, as well as selected demographic data such as age, sex, marital status and mother tongue of farm operators and the farm population. The second segment focuses on socio-economic aspects, such as education and the farm population.

- Now available
- For both segments - Canada: \$29; US: \$35US; Other: \$41US

Canadian Agriculture at a Glance (96-301-XPB)

This bilingual book tells the story of Canadian agriculture through a stimulating format of feature articles, figures and maps. It presents current perspectives and historical trends on such subjects as farm people, rural communities, farm finances, crops, livestock, technology and management practices. The content is based on the Census of Agriculture and the Census of Agriculture - Population databases, the Agriculture Division's annual survey program and other data sources. For the education market, a Teacher's Kit (**96-301-SPB**) is available *free of charge to educators* with the purchase of the book. This colourful presentation is a perfect addition to any collection of agriculture information.

- Now Available
- Canada: \$49; US: \$59US; Other: \$69US
- 30% discount to educational institutions
- FREE Teacher's Kit (96-301-SPB) is

available to educators with the purchase of the book

People in Canadian Agriculture (21-523-XPE)

The analysis presented here focuses on people involved in the primary segment of Canadian agriculture. Three topics are discussed: all persons in Canadian agriculture; members of the household of agricultural persons; and the farm as it relates to population variables. Historical and provincial comparisons are provided where possible.

- Now Available
- Canada: \$30; US: \$36US; Other: \$42US

Small Area Tables

This unique source of small area data presents basic counts and totals for all 1991 Census of Agriculture variables at the province, census division and census consolidated subdivision levels (smallest area for which Census of Agriculture data is published), and are available in print or electronic format. Diskettes are available in the C-91 database format developed by Statistics Canada. This format features built-in software that allows users to retrieve, manipulate and output data in formats that can be used with a variety of commercially available software packages such as Lotus 1-2-3, dBASE and Atlas Graphics. Prices vary by province for the print and diskette products, including package discounts. For more information please contact:

Cindy Heffernan
User Requests and Information
Census of Agriculture
(613) 951-5316

See the Census of Agriculture price list on pages 29 for complete price listings, catalogue numbers and special discount packages available.

FARM INCOME AND PRICES

Farm Cash Receipts

(21-001-XPB)

This publication contains farm cash receipt estimates for individual crop and livestock receipts and direct program payments. Cumulative quarterly data for the current and previous year are published by province and at the national level. The publication also includes some analysis and explanatory notes on concepts and methods.

- Subject Matter Contact: Liz Leckie
(613) 951-2448
- Release dates: February 27, August 21, November 25, 1996 and February 24, 1997
- Annual Subscription - Canada: \$62;
US: \$75US; Other \$87US
Per Issue - Canada: \$19; US: \$23;
Other \$27US
- Available by fax (see **FAX SECTION** page 15)

Agriculture Economic Statistics

Binder - (21-603-XPE)
Updates - (21-603-UPE)

This publication presents annual estimates of net farm income, farm cash receipts, farm operating expenses and depreciation charges, the index of farm production, current values of farm capital, farm debt outstanding, the farm product price index, direct program payments, the production account, the balance sheet of the agricultural sector, the cash flow account and wage rates for hired agricultural labour. Notes on the concepts and methods plus listing of CANSIM databank numbers are included. Twice each year updates are released which include new and revised estimates of these indicators (except for the index of farm production which was last estimated for 1985 and except for the production account, balance sheets and cash flow accounts which were last estimated for 1994) and data highlights for the most current year.

- Subject Matter Contact: Bernie Rosien
(613) 951-2441
- Release dates for updates: July 15, 1996 and January 6, 1997

- Binder - Canada: \$80; US\$96US;
Other: \$112US
Updates: Annual Subscription - Canada: \$50;
US: \$60US; Other: \$70US
Updates: Per Issue: Canada: \$25;
US: \$30US; Other: \$35US
- Available by fax (see **FAX SECTION** page 15)

WHOLE FARM DATA PROJECTS

Agricultural Financial Statistics - *Detailed revenues and expenses, off-farm income of operators and farm families, by type of farm and revenue class* (21-205-XPB)

Detailed itemization of operating revenues and expenses by province, type of farm and economic class are provided in this publication. Sources and levels of off-farm income for unincorporated operators and farm families are featured as well as distributional tables on farm and off-farm income. Data highlights, concepts, methods and a glossary are also included.

Data from Revenue Canada, Taxation returns of unincorporated and incorporated farms provide the statistical basis for this publication.

- Subject Matter Contact: Lina Di Pietro
(613) 951-3171
- Release date: May 15, 1996
- Canada: \$45; US: \$54US; Other: \$63US

CROPS

Field Crop Reporting Series (22-002-XPB)

The eight publications in this series are released at strategic points in the crop year detailing farm stocks of grain, crop area, yield and production. Stock reports detail the farm-held stocks at the provincial level and farm-held plus commercial stocks at the Canada level for major Canadian grains. The first area report contains the planting intentions of producers while the June estimates are made after most of the seeding has been completed. Yields and levels of production by province are estimated twice, based on expectations to the end of harvest, while the November estimate is released after the harvest. Note: An initial release normally published in The Daily is also available in fax format.

- Subject Matter Contact: Josée Bourdeau
(613) 951-3867
- 1996 release dates are: Report No. 1 February 1; Report No. 2 April 30; Report No. 3 May 14; Report No. 4 June 28; Report No. 5 August 26; Report No. 6 September 10; Report No. 7 October 8; and Report No. 8 December 5
- Annual Subscription - Canada: \$85;
US: \$102US; Other: \$119US
Per Issue - Canada: \$15; US: \$18US;
Other: \$21US
- Available by fax (see **FAX SECTION** page 16)

Cereals and Oilseeds Review (22-007-XPB)

This publication provides current grain marketing data and commentary on the major Canadian grains and their products. Detailed supply-disposition analyses are presented along with exports and imports, cash and futures prices and domestic use data. A monthly situation report provides industry highlights. Each issue is an up-to-date source of information for grain analysts, traders, agri-business and the farm community.

- Subject Matter Contact: Jeannine Fleury
(613) 951-3859
- Release dates: February 29, March 29, April 30, May 31, June 28, July 31, August 30, September 30, October 31, November 29, December 20, 1996 and January 31, February 28, 1997
- Annual Subscription - Canada: \$144;
US: \$173US; Other: \$202US
Per Issue - Canada: \$15; US: \$18US;
Other: \$21US

Grain Trade of Canada (22-201-XPB)

This publication provides a comprehensive look at the past crop year. Included are key data series on production, stocks, cash and future prices, crop quality, domestic processing, grain handlings and detailed supply-disposition analyses. A written overview summarizes the year's market conditions domestically and internationally. Each issue is prepared in connection with the Canadian Grain Commission to provide an invaluable reference tool.

- Subject Matter Contact: Jeannine Fleury (613) 951-3859
- Release date: May 31, 1996
- Canada: \$42; US: \$51US; Other: \$59US

Fruit and Vegetable Production (22-003SXPB)

This semi-annual publication provides an overview of the Canadian fruit and vegetable production sector. Estimates of the annual commercial production of apples by variety are included. The annual commercial production and value of the major tree fruits and berries and grapes are also available. Annual estimates of the area, production and value of the major commercially grown vegetables are published. For processing vegetables, annual contracted and harvested area, production and value, and acquisitions by processors are available. For the mushroom growing industry, estimates of area, production, sales, investments and labour costs and employment are available once yearly. Statistics on the tobacco growing sector are collected once annually and published two times a year. Two times a year, estimates of the area, yield and production of potatoes are published. The value of potato production is published once yearly. Note: The publication will now be issued 2 times a year instead of the current 4 times. The first issue of the crop year will appear in June and will present the cultivated areas from the Fruit and Vegetable Area Survey conducted in May. The second will appear in February and include area, production, and value data for the crop year.

- Subject Matter Contact: Bill Parsons (613) 951-8727
- Release dates: June 14, September 20, and December 13, 1996 and February 21, 1997
- Annual Subscription: Canada: \$60; US: \$72US; Other: \$84US
Per Issue: Canada: \$30; US: \$36US
Other: \$42US

Greenhouse, Sod and Nursery Industries (22-202-XPB)

This annual publication provides an overview of the Canadian greenhouse industry. Included are annual estimates of the total area under glass and

plastic, months of operation and the total sales. Estimates of employment, labour costs, investments, purchases of plant materials and heating fuel costs are also available. Information on the value of sales of greenhouse vegetables, flowers and ornamental plants are also published, as well as the production of flowers by variety. Also included are estimates on the area, cost of purchases, employment and value of nursery stock and sod. There is also information on the proportion of sales through various channels.

- Subject Matter Contact: Bill Parsons (613) 951-8727
- Release date: May 17, 1996
- Canada: \$33; US: \$40US; Other: \$47US

Potato Historical Series - Binder (22-008-XPB)

Area planted, area harvested, yield, total production, amount sold, consumed and seeded, farm price and value, by province for the years 1891 to 1992, where the information is available.

- Subject Matter Contact: Barbara McLaughlin (902) 893-7251
- Canada: \$90; US: \$110US; Other: \$130US

Statistical Bulletin: Canadian Potato Production-Updates (22-008-UPB)

Area planted, area harvested, yield, total production, amount sold, consumed and seeded, farm price and value, by province where the information is available. Updates for the current year are released in July, November and January and can be ordered separately.

- Subject Matter Contact: Barbara McLaughlin (902) 893-7251
- Release dates: July 19 November 15 1996 and January 17, 1997
- Annual Subscription - Canada: \$21; US: \$21US; Other: \$21US

Statistical Bulletin: Production and Value of Honey and Maple Products (23-221-XPB)

This annual bulletin summarizes the production, price and value of honey and maple products, by

province. The bulletin is released during the fall of each year.

- Subject Matter Contact: Gerry Mason (613) 951-0573
- Release date: November 15, 1996
- Canada: \$10; US: \$12US; Other: \$14US

LIVESTOCK

Livestock Statistics

Binder - (23-603-XPE)
Updates - (23-603-UPE)

This binder publication contains data from 1976 to date for major livestock series: cattle and calves, hogs, sheep, lamb and wool, furs, trade and prices, stocks of frozen meats and apparent per capita meat consumption. Notes on the concepts, methods and data highlights are also included. New and revised estimates for these data are released four times each year.

- Subject Matter Contact: Robert Plourde (613) 951-8716 or Don Cutts (613) 951-2551
- Release dates for the updates: March 4, April 26, August 16, October 25, 1996 and February 19, 1997
- Binder - Canada: \$90; US: \$108US; Other \$126US
Updates - Annual Subscription - Canada: \$144; US: \$173US; Other \$202US
Updates - Per Issue - Canada: \$36; US: \$44US; Other \$51US

The Dairy Review (23-001QXPB)

This publication is a statistical summary of the dairy situation in Canada and the provinces, including farm sales of milk for fluid and manufacturing purposes; cash receipts from farm sales; and production and stocks of creamery butter, cheddar cheese and other dairy products and by-products.

- Subject Matter Contact: Martin Beaulieu (613) 951-2549 or Debbie Dupuis (613) 951-2553
- Release dates: February 13, May 13, August 13, November 13, 1996 and February 13,

1997

- Annual Subscription: Canada: \$115; US: \$138US; Other: \$161US
Per Issue: Canada: \$35; US: \$42US; Other: \$49US

Production of Poultry and Eggs (23-202-XPB)

This publication contains charts and tables presenting current and historical data on the turkey, chicken, stewing hen and egg industries in Canada. The topics covered include annual supply, disposition and per capita disappearance of poultry meat and eggs at the national level. Production and value are given for each commodity at the provincial level. Notes on concepts, methods and data highlights are included.

- Subject Matter Contact: Robert Plourde (613) 951-8716 or Conrad Ogrodnik (613) 951-2860
- Release date: April 26, 1996
- Canada: \$36; US: \$44US; Other: \$51US

Grains and Oilseeds: Consumption by Livestock and Poultry, Canada & Provinces (23-212-XPE)

This annual report contains tables relating to the consumption of grains and oilseeds by subclass of livestock and class of poultry by province.

- Subject Matter Contact: Robert Plourde (613) 951-8716 or Don Cutts (613) 951-2551
- Issued annually
- Canada: \$30; US: \$30US; Other: \$30US

FOOD

Apparent Per Capita Food Consumption in Canada, Part I (32-229-XPB)

This publication contains supply, disposition, and per capita disappearance data for the following food groups: cereals, sugars and syrups, pulses and nuts, beverages, dairy products and by-products, poultry, eggs and meats. Per capita disappearance is available on both a retail weight and fresh equivalent basis per day and per year.

- Subject Matter Contact:
Martin Beaulieu (613) 951-2549 or
Debbie Dupuis (613) 951-2553
- Release date: May 22, 1996
- Canada: \$32; US: \$39US; Other: \$45US

Apparent Per Capita Food Consumption in Canada, Part II (32-230-XPB)

This publication contains supply, disposition and per capita disappearance data for the following food groups: oils and fats, fruits, vegetables, potatoes and fish. Per capita disappearance is available on both a retail weight and fresh equivalent basis per day and per year.

- Subject Matter Contact:
Martin Beaulieu (613) 951-2549 or
Debbie Dupuis (613) 951-2553
- Release date: December 4, 1996
- Canada: \$32; US: \$39US; Other: \$45US

Statistical Bulletin: Production of Eggs (23-003-XPB)

This monthly bulletin provides provincial and national level estimates on the number of layers, rates of lay, egg production, farm prices, eggs sold for consumption and used by producers, leakers and rejects, processed eggs, placements of laying chicks, and average prices of eggs sold for consumption.

- Subject Matter Contact:
Robert Plourde (613) 951-8716 or
Conrad Ogrodnik (613) 951-2860
- Release dates: January 11, February 8, March 7, April 11, May 9, June 6, July 11, August 8, September 12, October 10, November 14 and December 12, 1996, January 9 and February 6, 1997.
- Canada: \$110; US \$134US; Other: \$157US

Statistical Bulletin: Stocks of Frozen Meat Products (23-009-XPB)

This monthly bulletin provides detailed data on the stocks of frozen beef, pork, veal, mutton, lamb and fancy meats in Canada, by province. Stocks of frozen imported meats are also available.

- Subject Matter Contact:
Robert Plourde (613) 951-8716 or
Conrad Ogrodnik (613) 951-2860
- Release dates: January 30, February 29, March 28, April 30, May 28, June 27, July 30, August 29, September 30, October 29, November 28 and December 20, 1996, January 28, February 27 and March 27, 1997.
- Canada: \$40; US \$40US; Other: \$40US

FAX SERVICES

For your convenience, we also offer several fax services that provide you with quick and easy access to our data. An order form for these services is located at the back of this catalogue.

Farm Cash Receipts Fax Service (21-001-XFB)

The data on farm cash receipts from publication 21-001-XPB *Farm Cash Receipts and Farm Product Price Index* are available by FAX quarterly. In addition, selected data on farm cash receipts, expenses and net farm income from publication 21-603-UPE *Agriculture Economic Statistics* are available semi-annually by FAX.

- Subject Matter Contact: Liz Leckie
(613) 951-2448
- Canada: \$90; US: \$110US;
Other: \$125US

Agricultural Economic Statistics Fax Service (21-603-UFE)

The updates to the publication 21-603-XPE are available by FAX

Part A - Annual Farm Income, Receipts, Expenses, Direct Payments

- Subject Matter Contact: Bernie Rosien
(613) 951-2441
- Canada: \$115; US: \$140US;
Other: \$160US

Part B - Annual Agricultural Debt, Capital Value and Balance Sheet

- Subject Matter Contact: Bernie Rosien
(613) 951-2441
- Canada: \$100; US: 120US;
Other: \$140US

Canola Crush Fax Service (22F0001XFB)

A monthly fax service of a reworked table of data eventually published in **21-007-XPB (Cereals and Oilseeds Review)** providing beginning stocks, total crushing, and oil and meal produced. The service is available by an annual subscription.

- Subject Matter Contact: Jeannine Fleury
(613) 951-3859
- Canada: \$50; US: \$50US; Other: \$70US

Field Crop Reporting Series Fax Service
(22-002-XFB)

Agriculture, field crops, grains and oilseeds, area, yield, production and stocks. This service contains the complete information published in **Field Crop Reporting Series (22-002-XPB)**. Delivery is guaranteed on the day of release.

- Subject Matter Contact: Josée Bourdeau
(613) 951-3867
- Canada: \$200; US: \$240US;
Other: \$280US

Fax Service for Selected Livestock Statistics Tables (23-603-XFE)

This FAX service supplies selected tables in **Livestock Statistics - Updates (23-603-XPE)** for the current period as well as revisions are provided. Inventories of cattle, calves, pigs, sheep and lambs as well as pigs born, sows farrowed and farrowing intentions are available for Canada, East/West regions and the provinces. Supply-disposition balance sheets for cattle, calves and pigs are also included.

- Subject Matter Contact:
Robert Plourde (613) 951-8716 or
Don Cutts (613) 951-2551
- Release dates: March 3, April 28, August 31

and October 27, 1995

- Annual subscription - Canada \$75;
US: \$90US; Other: \$105US

VISTA NEWSLETTER

VISTA is a semi-annual newsletter for users of agriculture statistics. Each issue contains several short articles highlighting statistical insights on themes relating to agriculture, food and rural issues. In addition, there are current indicators of agricultural activity, a list of subject matter contacts and a schedule of upcoming statistical releases.

VISTA is distributed **FREE** to purchasers of Agriculture Division products and services. Others may subscribe to the semi-annual newsletter by contacting the editor:

Rick Burroughs
Tel: (613) 951-2890
FAX: (613) 951-3868

- \$10Cdn for Canadian and international subscribers
- FREE via Internet (talon.statcan.ca)

AGRICULTURE PRODUCTS FOR EDUCATORS

The Agriculture Division has developed a number of products which are suitable for the classroom setting and can be used in a variety of subject areas including social studies, geography, science and history. They combine data, graphics and visuals to give students an interesting perspective on Canadian agriculture.

1991 Census Results Teacher's Kit

This **free** kit contains teacher-ready classroom activities. Included are one junior and one senior level activity, based on the **Census of Agriculture**,

which provide students with interesting learning experiences about Canadian agriculture and Canada's ever-changing agri-business. These innovative, reusable classroom materials create an awareness and understanding of the importance of agriculture. Students will learn how to use and analyze Census of Agriculture data and become familiar with identifying trends. All activities have been reviewed and classroom tested by professional educators.

1996 Census Awareness Teacher's Kit

To promote awareness of the Censuses of Population and Agriculture, a free teacher's kit has been developed for use in primary, junior, and secondary classes. The kit is designed to inform students of the many uses of Census data and why it is important that everyone count themselves in. The agriculture module for Junior High students will use group activities to inform students about the Census of Agriculture and emphasize the importance of agriculture in Canada. All activities have been prepared with the help of a professional educator and have been class-room tested.

To order either kit, contact:

Census Communications Project
10-B R.H. Coats Building
Statistics Canada
Ottawa, Ontario
K1A 0T6

Fax: (613) 951-0930

- Free to educators

Canadian Agriculture at a Glance (96-301-XPB)

This bilingual book tells the story of Canadian agriculture through a stimulating format of feature articles, figures and maps. It presents current perspectives and historical trends on such subjects as farm people, rural communities, farm finances, crops, livestock, technology and management practices. The content is based on the Census of Agriculture and the Census of Agriculture - Population databases, the Agriculture Division's annual survey program and other data sources.

For the education market, a **Teacher's Kit (96-301-SPB)** is available free of charge to educators with the purchase of the book. This colourful presentation is a perfect addition to any collection of agriculture information.

- Now Available
- Canada: \$49; US: \$59US; Other: \$69US
- 30% discount to educational institutions
- FREE Teacher's Kit (96-301-SPB) is available to educators with the purchase of the book

Trends and Highlights of Canadian Agriculture and Its People (96-303-XPE)

This publication features highlights of key data from the 1991 Census of Agriculture and the Census of Population, in two segments. Supplemented by tables and graphs, it discusses emerging trends in the agricultural sector and the people involved in Canadian agriculture.

The first segment highlights selected agricultural data such as farm type, receipts and expenses, as well as age, sex, marital status, and mother tongue of farm operators and the farm population. The second segment focuses on socio-economic aspects such as education and the farm population. Secondary school and up.

- Now available
- For both segments -Canada: \$29; US: \$35US; Other: \$41US
- 30% discount to educational institutions

Farming Facts (21-522-XPE)

All grade levels will be interested in using the series of graphs and visuals in this informative handbook which features a wide variety of Canadian agricultural activities — from fruit and vegetable production to farm machinery and equipment.

- Available: December, 1996
- Canada: \$5; US: \$6US; Other: \$7US
- Limited quantities available

Crop Condition Assessment Program (CCAP) for Educational Institutions

The Spatial Analysis and Geomatics Applications program (SAGA) provides satellite-based information for monitoring crop growing conditions in Manitoba, Saskatchewan and Alberta on a weekly basis throughout the growing season from its Crop Condition Assessment Program (CCAP).

A complete series of non-current CCAP products is available to educational institutions. The products include standard maps, graphs, tabular data and one colour image product for each week of the growing season (15 packages).

- Secondary school and up
- Canada: \$500; US: \$500US; Other: \$500US
- Contact Ken Korporal (613) 951-3872

E-STAT

E-STAT is a computer-aided learning package developed for secondary school teachers and students, following extensive in-school testing. It allows users to retrieve and manipulate current statistical information, then display the results as maps, graphs or worksheets.

The package includes a database and software mounted on a CD-ROM and is available for both MS-DOS and MAC based systems. The database contains more than 300,000 time series that describe the social and economic conditions of Canada and its citizens, including 16,000 time series related to the agricultural sector. Supporting documentation is provided in a teachers' resource (including lesson plans developed by professional educators), a tutorial and a quick reference card.

For further information on E-STAT, please contact the Statistics Canada Regional Reference Centre nearest you (see page 5), or contact:

Ruth Kelly
E-STAT Project Manager
Tel: (613) 951-1130
Fax: (613) 951-4513

For more information on these classroom products call us toll free at 1-800-465-1991 or contact the Statistics Canada Regional Reference Centre nearest you (see page 5).

AGRICULTURE WORKING PAPERS SERIES

The Agriculture Division publishes working papers on research, analytical results, statistical techniques, methods and concepts.

These papers can be ordered for a cost, or may be accessed free of charge via Internet.

No. 1 (21-6010MPE01000)
**A Description of Theil's RMPSE Method in
Agricultural Statistical Forecasts (1980)** - Stuart
Pursey

- All Countries: \$25.00Cdn

No. 3 (21-6010MPE03000)
**A Review of the Livestock Estimating Project
with Recommendations for the Future (1981)** -
Bernard Rosien and Elizabeth Leckie

- All Countries: \$25.00Cdn

No. 4 (21-6010MPE04000)
**An Overview of the Canadian Oilseed Industry
(1984)** - Glenn Lennox

- All Countries: \$25.00Cdn

No. 5 (21-6010MPE05000)
**Preliminary Analysis of the Contribution of
Direct Government Payments to Realized Net
Farm Income (1984)** - Lambert Gauthier

- All Countries: \$25.00Cdn

No. 6 (21-6010MPE06000)
**Characteristics of Farm Entrants and their
Enterprises in Southern Ontario for the Years
1966 to 1976 (1984)** - Jean B. Down

- All Countries: \$25.00Cdn

No. 7 (21-6010MPE07000)
A Summary of Commodity Programs in the United States (1984) - Allister Hickson

- All Countries: \$25.00Cdn

No. 8 (21-6010MPE08000)
Prairie Summerfallow Intensity: An Analysis of 1981 Census Data (1984) - Les Macartney

- All Countries: \$25.00Cdn

No. 9 (21-6010MPE09000)
The Changing Profile of the Canadian Pig Sector (1985) - Mike Shumsky

- All Countries: \$25.00Cdn

No. 10 (21-6010MPE10000)
Revisions to the Treatment of Imputed House Rents in the Canadian Farm Accounts, 1926 - 1979 (1986) - Mike Trant

- All Countries: \$25.00Cdn

No. 11 (21-6010MPE11200)
The Ratio Estimator: an Intuitive Explanation and Its Use in Estimating Agriculture Variables (1992) - François Maranda, Stuart Pursey

- All Countries: \$25.00Cdn

No. 12 (21-6010MPE12100)
The Impact of Geographic Distortion Due to the Headquarters Rule (1991) - Rick Burroughs

- All Countries: \$25.00Cdn

No. 13 (21-6010MPE13100)
The Quality of Agriculture Data - Strengths and Weaknesses (1991) - Stuart Pursey

- All Countries: \$25.00Cdn

No. 14 (21-6010MPE14200)
Alternative Frameworks for Rural Data (1992) - A.M. Fuller, Derek Cook and Dr. John Fitzsimons

- All Countries: \$25.00Cdn

No. 15 (21-6010MPE15300)
Trends and Characteristics of Rural and Small Town Canada (1993) - Brian Biggs, Ray Bollman, Michael McNames

- All Countries: \$25.00Cdn

No. 16 (21-6010MPE16200)
The Microdynamics and Farm Family Economics of Structural Change in Agriculture (1992) - Phil Ehrensaft, Ray Bollman

- All Countries: \$25.00Cdn

No. 18 (21-6010MPE18000)
Trends and Patterns of Agricultural Structural Change: Canada / U.S. Comparison - Ray Bollman, Leslie A. Whitener, Fu Lai Tung

- All Countries: \$25.00Cdn

No. 19 (21-6010MPE19000)
Farm Family Total Income by Farm Type Region and Size for 1990 (1994) - Saiyed Rizvi, David Culver, Lina DiPietro and Kim O'Connor

- All Countries: \$25.00Cdn

No. 20 (21-6010MPE20000)
Adjustment in Canadian Agriculture (1994) - George McLaughlin

- All Countries: \$25.00Cdn

No. 21 (21-6010MPE21000)
Microdynamics of Farm Size Growth and Decline: A Canada-United States Comparison - Fred Gale, Stuart Pursey

- All Countries: \$25.00Cdn

No. 22 (21-6010MPE22000)
The Structures of Agricultural Household Earnings in North America: Positioning for Trade Liberalization - Leonard Apedaile, Charles Barnard, Ray Bollman, Blaine Calkins

- All Countries: \$25.00Cdn

No. 23 (21-6010MPE23000)
Potatoes: A Comparison of Canada/USA Structure - Glenn Zepp, Charles Plummer, Barbara McLaughlin

- All Countries: \$25.00Cdn

No. 24 (21-6010MPE24000)
Farm Structure Data: A U.S.-Canadian Comparative Review - Victor J. Oliveira, Leslie A. Whitener, Ray Bollman

- All Countries: \$25.00Cdn

No. 25 (21-6010MPE25000)
Grain Marketing Statistics Statistical Methods Working Paper Version 2 - Karen Gray

- All Countries: \$25.00Cdn

No. 26 (21-6010MPE26000)
Farm Business Performance: Estimates from the Whole Farm Database - W. Steven Danford

- All Countries: \$25.00Cdn

No. 27 (21-6010MPE27000)
An Attempt to Measure Rural Tourism Employment - Brian Biggs

- All Countries: \$25.00Cdn

No. 28 (21-6010MPE28000)
Delineation of the Canadian Agricultural Ecumene for 1991 - Timothy J. Wershler

- All Countries: \$25.00Cdn

No. 29 (21-6010MPE29000)
Mapping the Diversity of Rural Economies: A Preliminary Typology of Rural Canada - Liz Hawkins

- All Countries: \$25.00Cdn

No. 30 (21-6010MPE30000)
Structure and Trends of Rural Employment: Canada in the Context of OECD Countries - Ron Cunningham and Ray D. Bollman

- All Countries: \$25.00Cdn

ELECTRONIC PRODUCTS AND SERVICES

EXTRACTION SYSTEM OF AGRICULTURE STATISTICS

The **Extraction System of Agricultural Statistics (ESAS)** is a menu-driven software program available to users in a CD-ROM format. Using the Whole Farm Data Base as its source, ESAS allows you to access an extensive series of tables featuring the most commonly requested disaggregated physical and financial farm data. A user's guide and reference manual are included with the purchase of the CD-ROM product.

- Release date: June 1996
- Canada: \$925 - initial subscription, \$495 - annual updates
- US and Foreign orders: \$925US - initial subscription, \$495US - annual updates
- LAN and multiple disc prices are available upon request
- See page 6 for more information on the Whole Farm Data Base and the available products and services

INFOHORT

This Canadian horticultural industry initiative is an on-line system providing access to the most current and accurate market information on horticultural commodities. Users have access to daily and weekly market prices, storage holdings, unloads (domestic and imports), international trade reports and much more. The system is menu driven, making it easy to learn and use. It operates 24 hours a day, 7 days a week. InfoHort is available through StatsCan Online.

For more information about InfoHort please contact the Statistics Canada Regional Reference Centre nearest you (see page 5), or contact:

Zoltan Somogyi (613) 951-8718

CANSIM TIME SERIES DATA BASE AVAILABILITY

CANSIM is Statistics Canada's computerized data base network and information retrieval service. In total the CANSIM Time Series Data Base contains over 600,000 time series collected from subject matter sources throughout Statistics Canada and from outside sources such as the Bank of Canada. Currently 16,000 time series from Agriculture Division are on CANSIM.

On-Line Access to CANSIM

Complete or subsets of the CANSIM Time Series Data Base are available to the private and public sectors from various commercial service bureaus under license to Statistics Canada.

CANSIM University Base

The entire CANSIM University Time Series Database is available to university and college subscribers via Internet delivery from a university distributor. Use of the database is restricted to educational institutions for the purposes of teaching and academic research. Most of the 16,000 agriculture time series are also available through the University Base Internet service.

StatCan: CANSIM Disc (CD-ROM)

The StatCan: CANSIM Disc provides a compact cost-effective means of accessing the more than 600,000 CANSIM time series, including the 16,000 agriculture series available from other CANSIM products.

- Canada: \$1,995 for an annual (one copy) subscription
- Canada: \$2,995 for a semi-annual subscription
- 50% discount to educational institutions and public libraries

More information about CANSIM products and services can be obtained from any Statistics Canada Regional Reference Centre listed on page 5.

E-STAT

E-STAT is a computer-aided learning package developed for secondary school teachers and students, following extensive in-school testing. It allows users to retrieve and manipulate current statistical information, then display the results as maps, graphs or worksheets.

The package includes a database and software mounted on a CD-ROM and is available for both MS-DOS and MAC based systems. The database contains more than 300,000 time series that describe the social and economic conditions of Canada and its citizens, including 16,000 time series related to the agricultural sector. Supporting documentation is provided in a teachers' resource (including lesson plans developed by professional educators), a tutorial and a quick reference card.

For further information on E-STAT, please contact the Statistics Canada Regional Reference Centre nearest you (see page 5), or contact:

Ruth Kelly
E-STAT Project Manager
Tel: (613) 951-1130
Fax: (613) 951-4513

TRADE DATABASES

Trade Information Enquiry and Retrieval System

The Trade Information Enquiry and Retrieval System (TIERS) is a data and software package designed to expedite the recovery of Canadian trade information on a microcomputer. With data on over 16,000 import and export commodities for 200 countries, an important commodity category such as agricultural goods is well represented. The system's user-friendly menu includes: Harmonized System descriptions; quantity, values, province, year, country and U.S. State code variables; and flexibility for output media.

TIERS also offers up-to-date monthly merchandise trade data from 1988; the availability of subsets of data; screen editing and ranking functions; aggregation functions; and the capacity for multi-

user or LAN access.

World Trade Database

Like TIERS, the World Trade Database contains a significant number of commodities which are the result of agricultural activity. The World Trade Database is a matrix of international trade flows created from data reported by member countries of the United Nations Statistical Office and broken down by partner country and commodity. Countries are classified according to the Standard Classification of Customs areas and territories, commodities according to the Standard International Trade Classification (Revision 2) and industries according to the 1980 Canadian Standard Industrial Classification. The data are annual and the records currently extend over the period 1970 to 1994.

The database enables users to calculate market shares of anyone in any market defined in terms of geography or commodity; perform standard "constant" market share calculations as a means to measure countries' penetration in selected markets; compare the pace of change in the country and commodity structure of trade over time between different trading nations.

Information from the World Trade Database is available on tape, diskette, or computer printout. The cost of each individual request is based on volume and complexity, with each tabulation starting as low as \$190.

The World Trade Database is also available on CD-ROM, for the years 1980-1994. The CD-ROM is \$3,500, subject to licensing agreements, with a 50% discount to educational institutions.

For more information, please contact:

Marketing & Client Services Section
International Trade Division
Statistics Canada
Ottawa, Ontario
K1A 0T6
Tel: (613) 951-9647
or 1-800-294-5583 (toll-free in Canada and US)
Fax: (613) 951-0117

ENVIRONMENTAL INFORMATION SYSTEM

The Environmental Information System contains a wide variety of Statistics Canada socio-economic data series commonly used in analysis of environmental issues. This information can be restructured to suit specific needs of the environmental researcher or consultant. To date, the system has been used by researchers to estimate pollution emission levels; analyze pollutants from agriculture; gauge population pressures on ecosystems; assess land use change; estimate acid rain impacts; and to help estimate soil erosion.

A number of special geographic units are available, including river basins, ecological zones, soil zones, and wetland regions. For example, clients have been provided with socio-economic data tabulated for acid rain deposition zones, endangered species habitats, air pollution monitoring areas, and forest regions, among others.

Over 1,000 demographic, agriculture and manufacturing variables collected by Statistics Canada are maintained on the information system. Examples of these data include population and population change; dwelling characteristics; household facilities; agricultural land uses; agricultural cropping practices, fertilizer and pesticide use; industrial characteristics and activities.

For more information, please contact:

Jeff Fritzsche
Environmental Information &
Spatial Accounts Section
National Accounts &
Environment Division
Statistics Canada
Ottawa, Ontario
K1A 0T6
Tel: (613) 951-2812
Fax: (613) 951-3618

GEOGRAPHY PRODUCTS & SERVICES

The Geography Division maintains a spatially referenced geographic database in support of the Censuses of Population and Agriculture, the Standard Geographical Classification and other Statistics Canada programs. The division also develops geographical concepts, delineates geographic areas, produces maps and other published reference materials, produces files on magnetic tape and diskette, and offers a variety of services.

REFERENCE MAPS: Four series of reference maps are available: Enumeration Area (EA) Maps; Census Division (CD) and Census Subdivision (CSD) Maps; Census Metropolitan Area (CMA), Census Agglomeration (CA) and Census Tract (CT) Maps; and Federal Electoral District (FED) Maps.

PUBLICATIONS: A variety of publications are available including: the 1991 Population and Dwelling Counts Series; the Enumeration Area Reference Lists series; and the Equivalent Enumeration Areas, 1991 and 1986 (Cat. No. 92-318E). Also available is the Geography Guide Book (Cat. No. 92-310E) which explains the applications of most of Statistics Canada's geographic areas and their hierarchies. Plus, the 1991 Census Geography/Historical Comparison (Cat. No. 92-311E) will assist you in understanding the various changes that have occurred to census geographic areas.

ELECTRONIC PRODUCTS:

GEOGRAPHIC ATTRIBUTE FILE (GAF): This product is based on the enumeration area (EA) and provides the x,y coordinates for each EA representative point plus 1991 population and private occupied dwelling counts.

GEOREF: This is a user-friendly software and data product based on the enumeration area (EA) and links EAs to higher levels of geographic areas. Included are 1991 population and dwelling counts, selected land areas and the EA representative point ("centroid").

DIGITAL BOUNDARY FILES (DBF): These files comprise a library of digital geographic boundaries

for most levels of geography from the enumeration area up to the province and territory.

DIGITAL CARTOGRAPHIC FILES (DCF): These files are digital geographic boundary files with shoreline added for thematic mapping and display.

POSTAL CODE CONVERSION FILE (PCCF): This computer file links the six character postal code with standard 1991 Census geographical areas.

PLACE NAME MASTER FILE (PNMF): This is a computer file which provides population and dwelling counts for census subdivisions and unincorporated places linked to enumeration areas.

1996-1991 EA CORRESPONDENCE FILE: This is a computer file the relationship of the 1986 enumeration a containing rea structure to the 1991 enumeration area structure.

COMPLETE ON-LINE GUIDE TO GEOGRAPHY (COGG): This is an interactive hypertext document that provides quick and easy access to concepts related to census geography.

For further information concerning these and other Geography products and services contact the Statistics Canada Regional Reference Centre nearest you (see page 5).

Results Available



May 14, 1997

ORDERING INFORMATION

Publications

Ordering by mail or Fax are easy. Just complete and send us the order form at the back of this catalogue. Be sure to indicate the quantities required, method of payment, and enclose the correct amount. See below for payment information.

By Mail: Send your order to:
Marketing Division
Publication Sales
Statistics Canada
Ottawa, Ontario
K1A 0T6

By Phone: In Canada and the U.S., call toll-free
1-800-267-6677 or call (613) 951-7277

By Fax: (613) 951-1584

Note: *Phone and fax orders will be treated as originals. Please do not send written confirmation.*

From a Regional Reference Centre: Contact the centre nearest to you (see page 5).

Publications are also available through authorized agents, bookstores and selected libraries.

Electronic Products & Special Services

To order an electronic product or a special service, please refer to the contact person(s) listed in the catalogue description of that product or service.

Fax Services

To order any of the Fax Services listed on pages 15 and 16, complete and return the Agriculture Division Fax Subscription Service form at the back of this catalogue or call (613) 951-3169 or toll-free at 1-800-465-1991.

Payment Information:

Cheques and money orders: Please make cheques and money orders payable to the *Receiver General for Canada - Publications*.

Purchase orders: Purchase orders must be accompanied by an authorized signature.

Credit cards: VISA and MasterCard orders are accepted with card number, expiry date and signature.

Canadian clients: Please add 7% GST to all listed prices and applicable PST.

Clients outside Canada: Please pay in U.S. funds drawn on a U.S. bank.

1996 DATA RELEASES

All data are officially released in Statistics Canada's *THE DAILY*. This schedule shows data release dates and publication dates for 1996 and early 1997. *Copies of publications are usually printed within 2 to 4 weeks of the data release date.*

Release Date	Catalogue Number	Title	Reference Period	Publication Date
Feb. 1996				
01	22-002-XPB	Stocks of Canadian Grain at Dec. 31, 1995		01Feb96
08	23-003-XPB	Production of Eggs	Dec. 1995	02Feb96
13	23-001QXPB	Dairy Review	Dec. 1995	23Feb96
29	22-007-XPB	Cereals and Oilseeds Review	Dec. 1995	03Mar96
29	23-009-XPB	Stocks of Frozen Meat Products	Feb. 1996	29Feb96
Mar. 1996				
04	23-603-UPE	Livestock Statistics Update	Jan. 1996	15Mar96
07	23-003-XPB	Production of Eggs	Jan. 1996	07Mar96
28	23-009-XPB	Stocks of Frozen Meat Products	Mar. 1996	28Mar96
29	22-007-XPB	Cereals and Oilseeds Review	Jan. 1996	04Apr96
Apr. 1996				
11	23-003-XPB	Production of Eggs	Feb. 1996	11Apr96
26	23-202-XPB	Production of Poultry and Eggs	1995	10May96
26	23-603-UPE	Livestock Statistics Update	Apr. 1996	09May96
30	22-002-XPB	March Intentions of Principal Field Crop Area	Mar. 1996	30Apr96
30	22-007-XPB	Cereals and Oilseeds Review	Feb. 1996	06May96
30	23-009-XPB	Stocks of Frozen Meat Products	Apr. 1996	30Apr96
May 1996				
09	23-003-XPB	Production of Eggs	Mar. 1996	09May96
14	22-002-XPB	Stocks of Canadian Grain at March 31, 1996	Apr. 1996	14May96
13	23-001QXPB	Dairy Review	Mar. 1996	24May96
15	21-205-XPB	Agricultural Financial Statistics	1994	15May96
15	22-202-XPB	Greenhouse, Sod & Nursery Industries	1995	17May96
22	32-229-XPB	Per Capita Food Consumption, Part I	May 1996	30May96
27	21-001-XPB	Farm Cash Receipts	Jan-Mar. 1996	07Jun96
28	23-009-XPB	Stocks of Frozen Meat Products	May 1996	28May96
31	22-007-XPB	Cereals and Oilseeds Review	Mar. 1996	06Jun96
31	22-201-XPB	Grain Trade of Canada	1994-95	06Jun96

Release Date	Catalogue Number	Title	Reference Period	Publication Date
June 1996				
06	23-003-XPB	Production of Eggs	Apr. 1996	06Jun96
14	22-003SXPB	Fruit and Vegetable Production	June 1996	28Jun96
27	23-009-XPB	Stocks of Frozen Meat Products	June 1996	27Jun96
28	22-007-XPB	Cereals and Oilseeds Review	Apr. 1996	05Jul96
28	22-002-XPB	Prelim. Estimates of Principal Field Crop Area	June 1996	28Jun96
July 1996				
11	23-003-XPB	Production of Eggs	May 1996	11Jul96
15	21-603-UPE	Agriculture Economic Statistics - Update	1995	15Jul96
19	22-008-UPB	Canadian Potato Production*	July 1996	19Jul96
30	23-009-XPB	Stocks of Frozen Meat Products	July 1996	30Jul96
31	22-007-XPB	Cereals and Oilseeds Review	May 1996	06Aug96
Aug. 1996				
08	23-003-XPB	Production of Eggs	June 1996	08Aug96
13	23-001QXPB	Dairy Review	June 1996	26Aug96
16	23-603-UPE	Livestock Statistics Update	July 1996	29Aug96
21	21-001-XPB	Farm Cash Receipts	Jan-Jun 1996	30Aug96
26	22-002-XPB	July 31 Estimate of Production of Principal Field Crops	July 1996	26Aug96
29	23-009-XPB	Stocks of Frozen Meat Products	Aug. 1996	29Aug96
30	22-007-XPB	Cereals and Oilseeds Review	June 1996	06Sep96
Sep. 1996				
09	22-002-XPB	Stocks of Canadian Grain at July 31, 1996	July 1996	09Sep96
12	23-003-XPB	Production of Eggs	July 1996	12Sep96
20	22-003SXPB	Fruit and Vegetable Production	Sep. 1996	20Sep96
30	22-007-XPB	Cereals and Oilseeds Review	July 1996	07Oct96
30	23-009-XPB	Stocks of Frozen Meat Products	Sep. 1996	30Sep96
Oct. 1996				
08	22-002-XPB	September Estimate of Production of Principal Field Crops	Sep. 1996	08Oct96
10	23-003-XPB	Production of Eggs	Aug. 1996	10Oct96
25	23-603-UPE	Livestock Statistics Update	Oct. 1996	17Nov96
29	23-009-XPB	Stocks of Frozen Meat Products	Oct. 1996	29Oct96
31	22-007-XPB	Cereals and Oilseeds Review	Aug. 1996	07Nov96
Nov. 1996				
13	23-001QXPB	Dairy Review	Sep. 1996	25Nov96
14	23-003-XPB	Production of Eggs	Sep. 1996	14Nov96
15	23-221-XPB	Honey and Maple Products	1996	15Nov96
15	22-008-UPB	Canadian Potato Production	Nov. 1996	15Nov96
25	21-001-XPB	Farm Cash Receipts	Jan-Sep 1996	02Dec96

Release Date	Catalogue Number	Title	Reference Period	Publication Date
28	23-009-XPB	Stocks of Frozen Meat Products	Nov. 1996	28Nov96
29	22-007-XPB	Cereals and Oilseeds Review	Sep. 1996	06Dec96
Dec. 1996				
04	32-230-XPB	Per Capita Food Consumption, Part II	Dec. 1996	11Dec96
05	22-002-XPB	November Estimate of Production of Principal Field Crops	Nov. 1996	05Dec96
12	23-003-XPB	Production of Eggs	Oct. 1996	12Dec96
13	22-003SXPB	Fruit and Vegetable Production	Dec. 1996	13Dec96
20	22-007-XPB	Cereals and Oilseeds Review	Oct. 1996	08Jan97
20	23-009-XPB	Stocks of Frozen Meat Products	Dec. 1996	20Dec96
22	21-522-XPE	Farming Facts	1996	Dec96
Jan. 1997				
06	21-603-UPE	Agriculture Economic Statistics - Update	1995	06Jan97
09	23-003-XPB	Production of Eggs	Nov. 1996	09Jan97
17	22-008-UPB	Canadian Potato Production - Update	Jan. 1997	17Jan97
28	23-009-XPB	Stocks of Frozen Meat Products	Jan. 1997	28Jan97
31	22-007-XPB	Cereals and Oilseeds Review	Nov. 1996	06Feb97
Feb. 1997				
06	23-003-XPB	Production of Eggs	Dec. 1996	06Feb97
13	23-001QXPB	Dairy Review	Dec. 1996	25Feb97
19	23-603-UPE	Livestock Statistics Update	Jan. 1997	04Mar97
21	22-003SXPB	Fruit and Vegetable Production	Feb. 1997	21Feb97
24	21-001-XPB	Farm Cash Receipts	Jan.-Dec. 1996	02Mar97
27	23-009-XPB	Stocks of Frozen Meat Products	Feb. 1997	27Feb97
28	22-007-XPB	Cereals and Oilseeds Review	Dec. 1996	06Mar97

PUBLICATIONS PRICE LIST

Catalogue Number	Title	Issue Frequency	Annual Subscription			Cat. Page No.
			Canada Cdn\$	United States US\$	Other Countries US\$	
21-522-XPE	Farming Facts	Annual	\$5	\$6	\$7	10
21-001-XPB	Farm Cash Receipts	Quarterly	\$62	\$75	\$87	11
21-205-XPB	Agricultural Financial Statistics	Annual	\$45	\$54	\$63	12
21-603-XPE	Agriculture Economic Statistics (binder)	Irregular	\$80	\$96	\$112	11
21-603-UPE	Updates to Agriculture Economic Statistics (21-603-XPE) *	Biannual	\$50	\$60	\$70	11
22-002-XPB	Field Crop Reporting Series *	Seasonal	\$85	\$102	\$119	12
22-003SXPB	Fruit and Vegetable Production *	Biannual	\$60	\$72	\$84	13
22-007-XPB	Cereals and Oilseeds Review *	Monthly	\$144	\$173	\$202	12
22-008-XPB	Potato Historical Series (binder)	Irregular	\$90	\$110	\$130	13
22-008-UPB	Canadian Potato Production (Updates to 22-008-XPB)	Seasonal	\$21	\$21	\$21	13
22-201-XPB	Grain Trade of Canada	Annual	\$42	\$51	\$59	12
22-202-XPB	Greenhouse, Sod and Nursery Industries	Annual	\$33	\$40	\$47	13
23-001QXPB	The Dairy Review *	Quarterly	\$115	\$138	\$161	14
23-003-XPB	Production of Eggs	Monthly	\$110	\$110	\$110	15
23-009-XPB	Stocks of Frozen Meat Products	Monthly	\$40	\$40	\$40	15
23-202-XPB	Production of Poultry and Eggs	Annual	\$36	\$44	\$51	14
23-212-XPE	Grains and Oilseeds: Consumption by Livestock and Poultry, Canada and Provinces, 1994	Annual	\$50	\$50	\$50	14
23-221-XPB	Production and Value of Honey and Maple Products	Annual	\$10	\$12	\$14	13
23-603-XPE	Livestock Statistics (binder)	Irregular	\$90	\$108	\$126	14
23-603-UPE	Updates to Livestock Statistics (23-603-XPE) *	Quarterly	\$144	\$173	\$202	14
32-229-XPB	Apparent Per Capita Food Consumption in Canada, Part I	Annual	\$32	\$39	\$45	14
32-230-XPB	Apparent Per Capita Food Consumption in Canada, Part II	Annual	\$32	\$39	\$45	15

* For per issue prices, refer to the catalogue descriptions.

1991 CENSUS PUBLICATIONS PRICE LIST

No.	Catalogue Number	Publications	Release Date	Price		
				Canada Cdn\$	United States \$US	Other Countries \$US
1	92-303-XPB	1991 Census of Agriculture Products and Services	April 1992	Free	Free	Free
2	93-350-XPB	Agricultural Profile of Canada - Part 1	June 1992	\$34	\$41	\$48
	93-350-XDB	Agricultural Profile of Canada - Part 1 (diskette)	June 1992	\$68	\$93	\$118
3	93-351-XPB	Agricultural Profile of Canada - Part 2	Dec. 1992	\$37	\$44	\$52
4	95-306-XPB	Agricultural Profile of Newfoundland - Part 1	June 1992	\$30	\$36	\$42
	95-306-XDB	Agricultural Profile of Newfoundland - Part 1 (diskette)	June 1992	\$60	\$85	\$110
5	95-307-XPB	Agricultural Profile of Newfoundland - Part 2	Dec. 1992	\$34	\$41	\$48
6	95-310-XPB	Agricultural Profile of Prince Edward Island - Part 1	June 1992	\$30	\$36	\$42
	95-310-XDB	Agricultural Profile of Prince Edward Island - Part 1 (diskette)	June 1992	\$60	\$85	\$110
7	95-311-XPB	Agricultural Profile of Prince Edward Island - Part 2	Dec. 1992	\$34	\$41	\$48
8	95-317-XPB	Agricultural Profile of Nova Scotia - Part 1	June 1992	\$30	\$36	\$42
	95-317-XDB	Agricultural Profile of Nova Scotia - Part 1 (diskette)	June 1992	\$60	\$85	\$110
9	95-318-XPB	Agricultural Profile of Nova Scotia - Part 2	Dec. 1992	\$39	\$47	\$55
10	95-323-XPB	Agricultural Profile of New Brunswick - Part 1	June 1992	\$30	\$36	\$42
	95-323-XDB	Agricultural Profile of New Brunswick - Part 1 (diskette)	June 1992	\$60	\$85	\$110
11	95-324-XPB	Agricultural Profile of New Brunswick - Part 2	Dec. 1992	\$39	\$47	\$55
12	95-335-XPB	Agricultural Profile of Quebec - Part 1	June 1992	\$47	\$56	\$66
	95-335-XDB	Agricultural Profile of Quebec - Part 1 (diskette)	June 1992	\$94	\$119	\$144
13	95-336-XPB	Agricultural Profile of Quebec - Part 2	Dec. 1992	\$44	\$53	\$62
14	95-356-XPB	Agricultural Profile of Ontario - Part 1	June 1992	\$39	\$47	\$55
	95-356-XDB	Agricultural Profile of Ontario - Part 1 (diskette)	June 1992	\$78	\$103	\$128
15	95-357-XPB	Agricultural Profile of Ontario - Part 2	Dec. 1992	\$40	\$48	\$56
16	95-363-XPB	Agricultural Profile of Manitoba - Part 1	June 1992	\$39	\$47	\$55
	95-363-XDB	Agricultural Profile of Manitoba - Part 1 (diskette)	June 1992	\$78	\$103	\$128
17	95-364-XPB	Agricultural Profile of Manitoba - Part 2	Dec. 1992	\$35	\$42	\$49
18	95-370-XPB	Agricultural Profile of Saskatchewan - Part 1	June 1992	\$39	\$47	\$55
	95-370-XDB	Agricultural Profile of Saskatchewan - Part 1 (diskette)	June 1992	\$78	\$103	\$128
19	95-371-XPB	Agricultural Profile of Saskatchewan - Part 2	Dec. 1992	\$40	\$48	\$56
20	95-382-XPB	Agricultural Profile of Alberta - Part 1	June 1992	\$30	\$36	\$42
	95-382-XDB	Agricultural Profile of Alberta - Part 1 (diskette)	June 1992	\$60	\$85	\$110
21	95-383-XPB	Agricultural Profile of Alberta - Part 2	Dec. 1992	\$39	\$47	\$55
22	95-393-XPB	Agricultural Profile of British Columbia - Part 1	June 1992	\$39	\$47	\$55
	95-393-XDB	Agricultural Profile of British Columbia - Part 1 (diskette)	June 1992	\$78	\$103	\$128
23	95-394-XPB	Agricultural Profile of British Columbia - Part 2	Dec. 1992	\$35	\$42	\$49
24	93-348-XPB	Census Overview of Canadian Agriculture: 1971 - 1991	June 1992	\$49	\$59	\$69
26	96-301-XPB	Canadian Agriculture at a Glance	Nov. 1994	\$49	\$59	\$69
27	96-303-XPE	Trends and Highlights of Canadian Agriculture and Its People	Nov. 1993	\$29	\$35	\$41
28	21-523-XPE	People in Canadian Agriculture	May 1995	\$30	\$36	\$42

D: Available on diskette



ORDER FORM

Statistics Canada

MAIL TO:

PHONE:

FAX TO:

METHOD OF PAYMENT:



Statistics Canada
Operations and Integration
Circulation Management
120 Parkdale Avenue
Ottawa, Ontario
Canada K1A 0T6

(Please print)



1-800-267-6677

Charge to VISA or MasterCard. Outside Canada and the U.S. call (613) 951-7277. Please do not send confirmation.



(613) 951-1584

VISA, MasterCard and Purchase Orders only. Please do not send confirmation. A fax will be treated as an original order.



INTERNET: order@statcan.ca

(Check only one)

Please charge my: VISA MasterCard

Card Number

Signature Expiry Date

Payment enclosed \$

Please make cheque or money order payable to the Receiver General for Canada - Publications.

Purchase Order Number

(Please enclose)

Authorized Signature

Company

Department

Attention Title

Address

City Province

Postal Code Phone Fax

Please ensure that all information is completed.

Catalogue Number	Title	Date of Issue or indicate an "S" for subscriptions	Annual Subscription or Book Price			Quantity	Total \$
			Canada \$	United States US\$	Other Countries US\$		

<p>▶ Note: Catalogue prices for U.S. and other countries are shown in US dollars.</p> <p>▶ GST Registration # R121491807</p> <p>▶ Cheque or money order should be made payable to the Receiver General for Canada - Publications.</p> <p>▶ Canadian clients pay in Canadian funds and add 7% GST and applicable PST. Foreign clients pay total amount in US funds drawn on a US bank. Prices for US and foreign clients are shown in US dollars.</p>	SUBTOTAL	
	DISCOUNT (if applicable)	
	GST (7%) and applicable PST (Canadian clients only)	
	GRAND TOTAL	

PF 093238

THANK YOU FOR YOUR ORDER!



BON DE COMMANDE

Statistique Canada

ENVOYEZ À:



Statistique Canada
Opérations et intégration
Direction de la circulation
120, avenue Parkdale
Ottawa (Ontario)
Canada K1A 0T6

(Veuillez écrire en caractères d'imprimerie.)

Compagnie _____

Service _____

À l'attention de _____

Fonction _____

Adresse _____

Ville _____

()

Province _____

()

Code postal _____

Téléphone _____

Télécopieur _____

Veuillez vous assurer de remplir le bon au complet.



1-800-267-6677



INTERNET: order@statcan.ca



(613) 951-1584

VISA, MasterCard et bon de commande seulement. Veuillez ne pas envoyer de confirmation. Le bon télécopié tient lieu de commande originale.

MODALITÉS DE PAIEMENT:

(Cochez une seule case)

Veuillez débiter mon compte VISA MasterCard

N° de carte _____

Signature _____

Date d'expiration _____

Paiement inclus _____ \$

Veuillez faire parvenir votre chèque ou mandat-poste à l'ordre du Recepteur général du Canada – Publications.

N° du bon de commande _____

(Veuillez joindre le bon)

Signature de la personne autorisée _____

Numéro au catalogue	Titre	Édition demandée ou inscrire "A" pour les abonnements	Abonnement annuel ou prix de la publication			Quantité	Total \$
			Canada \$	États-Unis \$ US	Autres pays \$ US		

▶ Veuillez noter que les prix au catalogue pour les É.-U. et les autres pays sont donnés en dollars américains.

▶ TPS N° R121491807

▶ Le chèque ou mandat-poste doit être établi à l'ordre du Recepteur général du Canada – Publications.

▶ Les clients canadiens paient en dollars canadiens et ajoutent la TPS de 7 % et la TVP en vigueur. Les clients à l'étranger paient le montant total en dollars US tirés sur une banque américaine.

TOTAL	
RÉDUCTION (s'il y a lieu)	
TPS (7 %) et la TVP en vigueur. (Clients canadiens seulement)	
TOTAL GÉNÉRAL	

PF 093238



MERCI DE VOTRE COMMANDE!



Statistique Canada Statistics Canada



We look forward to serving you!

Agric


STATISTICS CANADA LIBRARY
BIBLIOTHÈQUE STATISTIQUE CANADA



1010846256

Statistics

at work for you



Did you know that Statistics Canada's **Agriculture Division** provides many of its clients with **special services** tailor-made to meet their unique data requirements? Agriculture Division has a variety of information sources at its fingertips that can be used to provide you with **the data you need to make important decisions as an agri-business specialist**.

SPECIAL TABULATIONS

Looking for specific agriculture data to help in your day-to-day work? Agriculture Division can provide you with customized tables and reports that give you the data you require. You can pick and choose the variables from one or more of our databases and receive them in a format that **best suits your needs**.

ANALYTICAL STUDIES

Require in-depth analysis of the data that affect your industry or market? Agriculture Division's specialized team of professionals has the hands-on experience in data analysis **you want working for you**.

CUSTOM SURVEYS

Do you need information that no one has but you don't know how to get it? Agriculture Division can conduct a special survey or expand on an existing one **just for you**.

Find out for yourself what many agriculture professionals have known for years — **Statistics Canada has the know-how and expertise to get the job done!**

Call us toll-free at 1-800-465-1991 or contact the Statistics Canada Regional Reference Centre nearest you and find out today what we can do for you!

Statistics Canada Regional Reference Centres

Halifax

1-800-263-1136
(902) 426-5331
Fax: (902) 426-9538

Montréal

1-800-263-1136
(514) 283-5725
Fax: (514) 283-9350

Ottawa

(613) 951-8116
Fax: (613) 951-0581

Toronto

1-800-263-1136
(416) 973-6586
Fax: (416) 973-7475

Winnipeg

1-800-263-1136
(204) 983-4020
Fax: (204) 983-7543

Regina

1-800-263-1136
(306) 780-5405
Fax: (306) 780-5403

Calgary

1-800-263-1136
(403) 292-6717
Fax: (403) 292-4958

Edmonton

1-800-263-1136
(403) 495-3027
Fax: (403) 495-5318

Vancouver

1-800-263-1136
(604) 666-3691
Fax: (604) 666-4863

Telecommunications Device for the Hearing Impaired
1-800-363-7629

