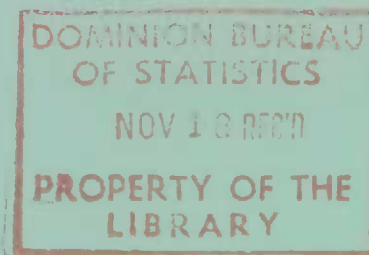


CATALOGUE No.

22-203

ANNUAL

c. 3



SHIPMENTS OF
FRUIT AND ORNAMENTAL NURSERY STOCK
1963

DOMINION BUREAU OF STATISTICS

Agriculture Division

Crops Section



DOMINION BUREAU OF STATISTICS

Agriculture Division

Crops Section

SHIPMENTS OF
FRUIT AND ORNAMENTAL NURSERY STOCK
1963

Published by Authority of
The Minister of Trade and Commerce

November 1964
5502-571

Price: 75 cents





TABLE OF CONTENTS

	Page
Introduction.....	5
Table	
1. Summary Classification of Nursery Stock Shipments, 1962 and 1963	6
2. Acres of Fruit Stock and Acres of Ornamental Stock by Provinces.....	6
3. Proportion of Shipments of Fruit and Ornamental Stock in the Spring and Fall, 1962 and 1963	6
4. Shipments of Ornamental Nursery Stock during 1962 and 1963, Canada	7
5. Shipments of Fruit Nursery Stock during 1962 and 1963, Canada	11
6. Shipments of Ornamental Nursery Stock during 1962 and 1963, Quebec and Maritimes	14
7. Shipments of Fruit Nursery Stock during 1962 and 1963, Quebec and Maritimes	17
8. Shipments of Ornamental Nursery Stock during 1962 and 1963, Ontario	19
9. Shipments of Fruit Nursery Stock during 1962 and 1963, Ontario	23
10. Shipments of Ornamental Nursery Stock during 1962 and 1963, Manitoba.....	26
11. Shipments of Fruit Nursery Stock during 1962 and 1963, Manitoba	28
12. Shipments of Ornamental Nursery Stock during 1962 and 1963, Saskatchewan and Alberta	30
13. Shipments of Fruit Nursery Stock during 1962 and 1963, Saskatchewan and Alberta	32
14. Shipments of Ornamental Nursery Stock during 1962 and 1963, British Columbia	33
15. Shipments of Fruit Nursery Stock during 1962 and 1963, British Columbia	37



INTRODUCTION

Statistics concerning the nursery stock industry in Canada for the year 1963 are presented in the accompanying tables. This material was compiled from the results of the survey undertaken in 1964 in which questionnaires were sent to all nurseries in Canada asking for a report on the quantities of nursery stock sold during 1963, in which the reporting nurseries had propagated themselves, or which they had grown on for 12 months or more. Nursery stock imported for immediate sale, that is for sale without further cultural treatment was also excluded to prevent duplication in reporting. In addition to statistics on quantities sold, information was obtained on the total value of sales at wholesale of ornamental and fruit stock, acreages and the proportion of shipments made in the spring and the fall.

A total of 217 nurseries reported sales of nursery stock in the categories described above in 1963. The number of nurseries reporting sales by provinces were as follows: Ontario 123, Quebec 28, British Columbia 33, Manitoba 12, Maritime provinces 8, Alberta 9, Saskatchewan 4. In 1962, 251 nurseries were reported with 142 in Ontario, 30 in Quebec, 40 in British Columbia, 12 in Manitoba, 12 in the Maritimes, 11 in Alberta and 4 in Saskatchewan. As a result of this variation in the number reporting, statistics for 1962 are not entirely comparable with those of 1963.

A summary of the total sales of nursery stock is shown in Table 1 and in Table 11 the total area planted to nursery stock reported by firms submitting reports to the Dominion Bureau of Statistics is indicated. A total of 180 nurseries reported sales of ornamental nursery stock but only 174 included a report on the value of products sold. Similarly, there were 123 firms with sales of fruit stock items but only 103 of them reported value figures. Table 1 shows the total figures reported in all cases; thus the value data do not cover all sales of nursery stock reported in the different classes in this table.

TABLE 1. Summary Classification of Nursery Stock Shipments, 1962 and 1963

Classification	One year		Two years and up		Total	
	1962	1963	1962	1963	1962	1963
	number					
Fruit trees, shrubs, plants:						
Apple species	150,216	76,929	165,312	182,807	315,528	259,736
Tender tree fruit species	63,754	123,047	171,714	181,833	235,468	304,880
Small fruit species	—	—	—	—	4,753,971	4,801,390
Other species	—	—	—	—	239,040	239,237
Total value¹					553,725	581,059
	Liners		Other sizes		Total	
	number					
Ornamental species:						
Rose bushes					1,399,399 ^r	1,566,679
Other ornamental shrubs	100,710	101,541	461,113	488,747	561,823	590,288
Deciduous trees	656,663	483,092	3,377,476	2,925,037	4,034,139	3,408,129
Evergreen trees	587,718	594,979	789,297	893,832	1,377,015	1,488,811
Ornamental climbers	4,320	3,283	54,067	57,006	58,387	160,289
Hybrid teas on standards (Roses)	—	—	—	—	6,124	25,394
Total value¹					4,165,396	4,225,891

¹ Represents value of sales at wholesale reported by 174 firms out of 180 reporting sales of fruit nursery stock.
² Represents value of sales at wholesale reported by 103 firms out of 123 reporting sales of ornamental nursery stock.
^r Revised figures.

TABLE 2. Acres of Fruit Stock and Acres of Ornamental Stock by Provinces, 1962 and 1963

	Fruit species		Ornamental species	
	1962	1963	1962	1963
	acres			
Quebec ¹	34.0	23.7	264.5	322.5
Ontario	364.2	2,311.0	2,582.7	2,526.2
Manitoba	55.2	39.8	189.8	182.8
Saskatchewan and Alberta	39.7	37.5	318.5	362.2
British Columbia	108.5	70.2	218.1	1,531.0
Canada	601.6	2,482.2	3,573.6	4,924.7

¹ Includes Maritimes.

TABLE 3. Proportion of Shipments of Fruit and Ornamental Stock in the Spring and Fall, 1962 and 1963

Province of origin	Fruit stock				Ornamental stock			
	Fall		Spring		Fall		Spring	
	1962	1963	1962	1963	1962	1963	1962	1963
	percentage							
Quebec ¹	21.8	17.4	78.2	82.6	30.8	24.1	69.2	75.9
Ontario	20.4	17.6	79.6	82.4	31.3	29.2	68.7	70.8
Manitoba	18.3	17.6	81.7	82.4	22.5	29.0	77.5	71.0
Saskatchewan and Alberta	8.8	11.1	91.2	88.9	9.1	10.0	90.9	90.0
British Columbia	20.4	21.9	79.6	78.1	35.1	30.4	64.9	69.6
Canada	19.3	17.5	80.7	82.5	29.6	27.2	70.4	72.8

¹ Includes Maritimes.

TABLE 4. Shipments of Ornamental Nursery Stock, 1962 and 1963
CANADA

Description	Liners		Other sizes	
	1962	1963	1962	1963
	number			
Coniferous evergreens				
Abies	1,080	729	997	1,568
Cedrus Atlantica	—	—	170	126
Cedrus Deodora	—	400	1,216	641
Cedrus (other)	4,500	340	484	475
Chamaeopyris (Cypress)	—	—	—	—
Chamaeopyris Lawsoniana (upright varieties)	1,400	6,115	16,051	12,302
Chamaeopyris Lawsoniana (dwarf or low varieties)	—	271	2,820	1,727
Chamaeopyris Obtusa (upright varieties)	—	100	695	749
Chamaeopyris Obtusa (dwarf or low varieties)	—	—	906	562
Chamaeopyris Pisifera (upright varieties)	—	525	3,555	2,970
Chamaeopyris Pisifera (dwarf or low varieties)	—	—	717	817
Chamaeopyris (other)	—	—	89	280
Juniperus Pfitzeriana	5,233	14,306	36,598	40,482
Juniperus Pfitzeriana Aurea	6,117	11,625	29,121	23,216
Juniperus Suecica	2,004	405	9,116	11,269
Juniperus Excelsa Stricta	2,290	3,445	10,340	13,539
Juniperus Hetzi	2,402	6,954	22,252	28,455
Juniperus Mounbatten	2,987	3,010	9,942	13,297
Juniperus Obelisk	250	150	2,011	1,971
Juniperus Keteleeri	—	200	1,641	1,831
Juniperus Sabina	9,357	7,981	37,726	45,553
Juniperus Tamariscifolia	3,350	4,600	12,177	13,217
Juniperus Andorra	3,380	5,447	16,457	16,512
Juniperus Squamata Meyerl	2,160	1,870	8,794	7,791
Juniperus Virginiana	211	1,190	2,756	2,931
Juniperus Virginiana Canaerti	1,225	955	6,191	6,016
Juniperus Virginiana Glauca	335	570	4,171	4,779
Juniperus Hill's Dundee	350	760	3,767	4,032
Juniperus Pseudocupressus	500	—	667	530
Juniperus Burki	825	1,600	3,690	4,658
Juniperus (other)	3,388	8,260	22,665	27,692
Picea (Norway Spruce)	36,014	5,300	11,102	16,709
Picea (White Spruce)	41,960	154,025	10,699	8,707
Picea (Colorado Blue)	70,602	25,860	14,580	15,523
Picea (Dwarf variety)	235	1,281	6,441	8,169
Picea Kosterl	285	170	6,907	7,028
Picea (other)	4,370	75	3,429	7,327
Pinus Mugho	60,860	75,629	21,160	26,421
Pinus (other)	146,615	142,224	17,438	14,504
Pseudotsuga	1,490	1,025	1,484	1,657
Taxus Cuspidata (upright)	109,414	40,021	33,139	38,152
Taxus (yew) Cusp, (spreading)	749	430	12,978	17,897
Taxus Cusp, Hicksi	6,730	4,171	17,465	18,501
Taxus (other)	1,215	796	16,342	16,767
Thuja Elegantissima	6	15	796	666
Thuja Little Gem	935	300	1,936	5,250
Thuja Pyramidalis	8,537	10,946	45,871	54,482
Thuja Pyr. Rosenthal	890	1,425	7,815	11,117
Thuja Umbraculifera	175	100	422	724
Thuja Warreana	285	1,080	5,121	5,776
Thuja Woodwardi	2,151	965	10,461	13,683
Thuja (other)	5,613	6,560	30,287	45,425
Tsuga (Hemlock)	242	—	4,235	1,643
Others	391	696	14,574	2,925
Totals	553,108	554,902	562,464	629,041
Grand totals			1,115,572	1,183,943

TABLE 4. Shipments of Ornamental Nursery Stock, 1962 and 1963
CANADA - Continued

Description	Liners		Other sizes	
	1962	1963	1962	1963
	number			
Deciduous shrubs				
Abelia	—	—	154	52
Althea (Hibiscus)	—	—	846	4,675
Althea (Rose of Sharon)	—	—	6,695	5,190
Amorpha	200	—	172	125
Amygdalus	—	—	7,243	2,776
Azaleas	7,725	—	4,231	4,031
Berberis Thumbergi	15,435	14,311	147,034	71,154
Berberis T. Atrop.	25,555	32,365	186,356	206,906
Berberis (other)	1,210	1,580	17,686	67,912
Buddleia	150	—	12,245	12,654
Caryopteris	—	16,617	2,899	4,629
Calycanthus	—	—	144	5
Calycarpa	—	—	25	—
Caragana	38,010	27,310	82,331	82,795
Chaenomeles (Cydonia)	3,000	4,160	10,281	11,652
Cornus Elegantissima	991	460	26,961	30,373
Cornus (other)	2,600	2,740	15,889	12,363
Corylus	—	—	1,093	5,406
Cotoneaster	12,489	13,945	172,596	174,923
Deutzia	85	70	16,031	6,613
Erica (Heather)	—	600	6,152	31,449
Forsythia	2,245	2,655	64,482	39,276
Halesia	—	—	89	119
Hydrangea Arb. Ster.	510	50	23,441	25,363
Hydrangea P.G.	3,508	365	39,553	34,821
Hydrangea (other)	—	50	3,839	4,125
Hypericum	—	8,000	1,679	1,920
Kalmia	—	—	479	348
Kerria	135	1,000	5,206	4,094
Kolkwitzia	60	90	7,494	6,641
Laburnum	10	—	1,382	1,024
Lavendula (Lavender)	—	—	5,673	2,540
Ligustrum Amurense	86,779	13,827	425,703	415,649
Ligustrum (other)	1,521	2,805	153,797	158,899
Lonicera	27,050	21,479	232,290	262,995
Philadelphus Cor. Aurea	10,360	6,110	46,497	42,366
Philadelphus Virg.	2,800	3,795	38,211	36,542
Philadelphus (other)	1,130	1,130	41,861	35,922
Physocarpus	500	20	17,701	23,814
Potentilla	6,020	4,140	26,764	34,969
Prunus (variety)	22,427	25,900	45,290	54,294
Rhodotypos	100	—	742	612
Rhus	100	—	2,927	17,794
Ribes	14,310	8,950	92,710	75,033
Robinia	50	—	752	440
Sambucus	1,200	150	14,387	23,726
Spirea Anthony Waterer	372	625	18,995	18,960
Spirea Froebell	2,850	2,200	18,173	20,996
Spirea Van Houttei	5,150	4,170	114,986	97,614
Spirea (other)	500	580	25,139	28,616
Syringa	4,093	10,125	65,259	63,820
Tamarix	77,150	2,350	41,142	14,485
Ulmus (Chinese Elm)	262,805	235,727	883,681	436,071
Viburnum	525	4,695	22,391	22,572
Weigelia	1,093	831	32,716	32,272
Others	13,860	7,115	144,981	150,622
Totals	656,663	483,092	3,377,476	2,925,037
Grand totals			4,034,139	3,408,129

TABLE 4. Shipments of Ornamental Nursery Stock, 1962 and 1963
CANADA - Continued

Description	Seedlings and liners		Other sizes	
	1962	1963	1962	1963
	number			
Ornamental trees				
Acer Platanoides	962	1,090	25,607	23,143
Acer Schwedleri	50	80	5,303	6,440
Acer Crimson King	235	25	10,076	12,094
Acer Palmatum (variety)	14	6,388	6,486	1,194
Acer (Silver Maple)	3,950	55	27,575	28,981
Acer (Sugar Maple)	310	500	5,250	4,772
Acer Weiri	-	-	767	337
Acer Negundo	-	-	3,975	2,866
Acer (other)	1,192	100	6,131	4,896
Betula (White Birch)	9,550	9,585	30,301	35,003
Betula Laciniata (C.L.W.B.)	4,120	15	20,798	13,032
Betula (other)	300	-	2,807	3,134
Catalpa Speciosa	290	20	3,984	3,516
Catalpa Bungei	20	121	2,752	2,467
Cercidiphyllum (Katsura T)	-	-	339	289
Cercis (Judas Tree)	-	-	221	169
Crataegus	100	900	6,275	5,231
Fagus (Beech)	-	1	1,174	1,124
Fraxinus (Ash)	9,800	4,036	18,972	22,078
Ginkgo Biloba	-	15	741	1,016
Gleditsia (Honey Locust)	1,200	3,575	13,522	11,456
Juglans	-	-	329	187
Liriodendron (Tulip Tree)	-	-	541	617
Magnolia	25	17	2,253	1,258
Malus	10,162	30,520	42,405	51,865
Morus (Mulberry)	-	500	699	1,078
Platanus	-	745	2,268	3,265
Populus (Carolina)	200	2,095	8,127	14,141
Populus (Lombardy)	995	2,525	43,569	61,816
Populus (other)	7,325	4,263	48,343	24,133
Prunus	50	4,225	11,333	21,476
Quercus (Oak)	180	770	3,006	2,163
Salix (Golden W. Willow)	10,235	7,136	26,231	28,836
Sorbus (Mountain Ash)	1,525	4,990	27,300	33,082
Tilia (Basswood)	1,360	5,674	11,231	10,522
Ulmus (Chinese Elm)	21,720	11,025	13,622	7,532
Ulmus (Elm)	10,340	-	14,356	9,563
Others	4,500	550	12,444	33,975
Totals	100,710	101,541	461,113	488,747
Grand totals			561,823	590,288
Broad-leaved evergreens				
Andromeda (Pieris)	600	-	964	1,639
Azaleas	7,000	4,100	4,565	4,387
Berberis	1,550	-	4,885	2,152
Buxus	9,668	14,238	27,598	27,667
Cotoneaster	2,500	-	2,016	13,500
Daphne	50	50	2,854	2,720
Euonymus	3,022	4,060	23,329	20,020
Hedera	-	-	5,988	2,759

TABLE 4. Shipments Ornamental Nursery Stock, 1962 and 1963
CANADA - Concluded

Description	Seedlings and liners		Other sizes	
	1962	1963	1962	1963
	number			
Broad-leaved evergreens - Concluded				
Ilex	-	500	1,404	814
Mahonia	2,200	1,150	3,559	3,368
Pachistima	618	70	4,552	3,445
Pachysandra	-	5,600	64,126	41,964
Pieris	-	-	782	283
Pyracantha	50	101	1,820	1,442
Rhododendron	3,000	2,003	4,456	4,870
Viburnum	-	-	2,499	1,207
Vinca	2,100	7,550	64,774	63,652
Yucca	8	-	3,446	6,157
Others	2,244	655	3,216	62,745
Totals	34,610	40,077	226,833	264,791
Grand totals			261,443	304,868
Vines and creepers				
Ampelopsis	300	200	22,314	15,404
Aristolochia	-	-	1,359	1,227
Bignonia	-	-	1,176	463
Celastrus	4,000	3,080	2,148	3,650
Clematis	20	3	13,675	15,308
Hedera	-	-	2,124	6,127
Lonicera	-	-	5,017	6,256
Polygonum	-	-	3,297	3,025
Wistaria	-	-	1,208	974
Others	-	-	1,749	4,572
Totals	4,320	3,283	54,067	57,006
Grand totals			58,387	60,289
Roses (shrub or bush)				
Climbers			212,781	241,898
Hybrid Teas			591,954 ^r	706,844
Multifloras			125,891	141,314
Perpetuals			6,729	9,687
Polyanthas and Floribundas			386,017 ^r	370,777
Rugosas and Briars			56,387	71,051
Others			19,640	25,108
Totals			1,399,399^r	1,566,679
Roses (on standards)				
Hybrid Teas			6,124	25,394
Totals			6,124	25,394

^r Revised figures.

TABLE 5. Shipments of Fruit Nursery Stock, 1962 and 1963
CANADA

Description	One year		Two years and up	
	1962	1963	1962	1963
	number			
Apple trees on seedling rootstocks				
Delicious Red	3,223	2,655	6,322	8,368
Delicious Golden	657	242	851	945
Melba and Red Sport	1,800	—	5,519	5,304
McIntosh Red	1,225	5,525	24,999	24,615
Spartan	2,440	2,000	1,091	185
Spy	13	—	4,748	3,510
Winesap	166	—	141	204
Golden Transparent	1,174	445	4,427	4,856
Others	63,532	9,135	29,703	20,421
Totals	74,230	20,002	77,801	68,408
Grand totals			152,031	88,410
Apple trees on rootstock East Malling I and East Malling II				
Delicious Red	2,050	3,114	4,627	1,722
Delicious Golden	740	1,731	1,490	261
Melba and Red Sport	—	—	1,725	1,360
McIntosh Red	2,282	5,623	7,542	2,287
Spartan	2,095	4,700	1,315	180
Spy	—	250	936	600
Winesap	140	75	154	5
Golden Transparent	465	—	1,015	445
Others	18,603	1,909	4,825	3,905
Totals	26,375	17,402	23,629	10,765
Grand totals			50,004	28,167
Apple trees on rootstock East Malling VII				
Delicious Red	1,687	1,115	7,149	5,342
Delicious Golden	1,760	4,354	3,126	1,341
McIntosh Red	4,056	2,292	8,483	4,657
Melba and Red Sport	100	500	655	1,010
Spartan	2,021	7,800	1,477	185
Spy	945	—	2,549	3,861
Winesap	24	—	269	15
Golden Transparent	202	195	2,411	1,645
Others	28,398	6,453	9,393	57,185
Totals	39,193	22,709	35,512	75,241
Grand totals			74,705	97,950
Dwarf apple trees on rootstock East Malling IX				
Delicious Red	539	368	2,347	2,075
Delicious Golden	220	390	1,053	2,545
Melba and Red Sport	—	15	1,247	1,439
McIntosh Red	520	342	4,475	7,549
Spartan	136	283	619	50
Spy	29	—	2,088	2,299
Winesap	200	—	492	—
Golden Transparent	145	90	1,390	2,025
Others	8,629	—	4,140	1,687
Totals	10,418	1,488	17,851	19,669
Grand totals			28,269	21,157

TABLE 5. Shipments of Fruit Nursery Stock, 1962 and 1963
CANADA - Continued

Description	One year		Two years and up	
	1962	1963	1962	1963
	number			
Apple trees on Malus Robusta No. 5				
McIntosh Red	—	—	3,550	2,975
Others	—	—	1,930	800
Totals	—	—	5,480	3,775
Grand totals			5,480	3,775
Apple trees on other rootstock				
Totals	—	15,478	3,039	5,071
Grand totals			3,039	20,549
Pear trees				
Bartlett	7,094	8,237	14,675	13,260
Anjou	2,872	2,867	1,908	1,783
Others	4,719	4,542	12,666	13,942
Totals	14,685	15,646	29,249	28,985
Grand totals			43,934	44,631
Plum trees				
Early Golden	685	1,838	1,418	2,623
Early Italian	1,069	1,580	1,125	309
Italian Prune	895	2,460	4,211	3,835
Stanley Prune	332	1,666	2,332	3,117
Others	3,359	5,904	9,329	9,841
Totals	6,340	13,448	18,415	19,725
Grand totals			24,755	33,173
Peach trees				
Elberta	3,823	8,063	9,212	1,524
Golden Jubilee	4,969	11,030	12,668	2,797
Red Haven	3,698	10,042	8,526	2,878
Veteran and other var.	13,185	38,698	44,073	93,171
Totals	25,675	67,833	74,479	100,370
Grand totals			100,154	168,203
Cherry trees				
Bing	1,498	2,765	5,493	3,088
Black Tartarian	9	345	2,196	1,612
Lambert	3,100	1,451	2,106	928
Montmorency	2,079	10,491	13,953	7,745
Sam	1,230	615	625	300
Van	1,317	1,209	2,852	836
Others	5,190	6,533	17,814	10,823
Totals	14,423	23,409	45,039	25,332
Grand totals			59,462	48,741

TABLE 5. Shipments of Fruit Nursery Stock, 1962 and 1963
CANADA - Concluded

Description	One year		Two years and up	
	1962	1963	1962	1963
	number			
Nectarine trees	27	700	213	2
Apricot trees	1,832	1,626	2,158	3,852
Quince trees	-	-	295	57
Dwarf pear trees	772	385	1,876	3,510
Nut trees				
Chestnut	128	-	281	329
Filbert	205	140	1,373	1,169
Walnut (English)	40	16	120	179
Others	272	472	59	300
Totals	645	628	1,833	1,977
Grand totals			2,478	2,605
Red raspberries				
Latham			229,450	242,632
Newburg			200,110	336,063
Viking			154,805	154,746
Others			173,468	227,148
Totals			757,833	960,589
Grand totals			757,833	960,589
Other small fruit species and miscellaneous				
Black raspberries			32,150	32,276
Purple raspberries			15,302	29,996
Blackberry bushes			13,437	17,408
Gooseberry bushes			19,778	13,843
Black currant bushes			18,577	20,332
Red currant bushes			21,042	14,818
Boysenberry bushes			4,129	950
Loganberry bushes			5,082	5
Other berry bushes			121,810	8,255
Strawberry plants			3,361,760	3,314,358
Asparagus roots			229,607	231,760
Horseradish roots			6,955	4,872
Rhubarb roots			143,535	144,493
Grape vines				
Concord			40,352	40,526
Niagara			45,659	47,139
Agawam			25,110	18,797
Elvira			46,285	27,326
Delaware			2,750	5,255
Dutchess			8,600	8,000
Catawba			5,020	2,000
Fredonia			17,748	16,483
Van Buren			3,103	5,010
Buffalo			27	1,065
Seibel 10878			9,350	20,040
Seibel 9110			2,636	5,000
Other French Hybrids			12,631	15,405
Others			20,265	32,020
Totals			239,536	244,066
Grand totals			239,536	244,066

**TABLE 6. Shipments of Ornamental Nursery Stock, 1962 and 1963
QUEBEC and MARITIMES**

Description	Liners		Other sizes	
	1962	1963	1962	1963
	number			
Coniferous evergreens				
Abies	750	—	59	14
Cedrus Atlantica and others	—	340	50	420
Chamaeopyris Lawsoniana (upright varieties)	—	—	30	5
Chamaeopyris Lawsoniana (dwarf or low varieties)	—	—	100	—
Chamaeopyris Obtusa (upright varieties)	—	—	10	—
Chamaeopyris Pisifera (upright varieties)	—	—	78	64
Chamaeopyris Pisifera (dwarf or low varieties)	—	—	40	60
Chamaeopyris (others)	—	—	10	—
Juniperus Pfitzeriana	425	250	1,637	1,293
Juniperus Pfitzeriana Aurea	100	100	1,400	1,082
Juniperus Suecica	450	100	1,047	1,341
Juniperus Excelsa Stricta	25	100	264	235
Juniperus Hetzi	200	275	447	450
Juniperus Keteleeri	—	—	—	—
Juniperus Mounthatten	—	—	52	267
Juniperus Sabina	1,585	915	4,424	5,991
Juniperus Tamariscifolia	25	100	420	705
Juniperus Andorra	50	475	1,287	3,447
Juniperus Squamata Meyeri	260	225	692	597
Juniperus Virginiana	25	150	110	60
Juniperus Hill's Dundee	—	—	100	13
Juniperus Pseudocupressus	—	—	—	—
Juniperus Virginiana Cannaerti	—	—	70	45
Juniperus Virginiana Glauca	10	115	107	37
Juniperus Burki	100	50	95	21
Juniperus (other)	1,000	200	5,510	2,613
Picea (Norway spruce)	25,050	100	400	7,195
Picea (White spruce)	1,125	136,675	269	894
Picea (Colorado Blue)	170	—	957	1,770
Picea (dwarf variety)	35	70	285	359
Picea Kosteri	235	—	493	1,107
Picea (other)	—	75	565	1,679
Pinus Mugho	4,860	70,434	3,796	6,723
Pinus (other)	3,165	18,174	4,774	2,754
Pseudotsuga	—	—	4	6
Taxus Cuspidata (upright)	250	275	900	1,402
Taxus (Yew) Cusp. (spreading)	225	100	585	1,510
Taxus Cusp. Hicksi	30	—	346	460
Taxus (other)	20	100	271	626
Thuja Elegantissima	—	—	270	150
Thuja Little Gem	10	—	175	458
Thuja Pyramidalis	967	385	3,007	5,401
Thuja Pyr. Rosenthalii	640	250	1,226	3,490
Thuja Umbraculifera	—	—	—	—
Thuja Warreana	135	100	340	874
Thuja Woodwardi	360	100	1,652	2,982
Thuja (other)	275	200	1,754	2,066
Tsuga (Hemlock)	—	—	1,048	110
Others	—	496	107	—
Totals	42,557	230,929	41,263	60,776
Grand totals			83,820	291,705
Roses (shrub or bush)				
Climbers			3,645	950
Hybrid Teas			8,175	5,390
Multifloras			12,550	1,100
Perpetuals			500	650
Polyanthas and Floribundas			18,625	14,625
Rugosas and Briars			2,775	2,928
Others			1,050	1,500
Totals			47,320	27,143
Roses (on standards)				
Hybrid Teas			137	—
Total			137	—

TABLE 6. Shipments of Ornamental Nursery Stock, 1962 and 1963
QUEBEC and MARITIMES - Continued

Description	Liners		Other sizes	
	1962	1963	1962	1963
	number			
Deciduous shrubs				
Althea	—	—	—	10
Azaleas	25	—	105	64
Berberis Thumbergi	11,550	5,321	14,283	7,165
Berberis T. Atrop.	12,325	2,300	13,934	32,385
Berberis (other)	350	—	1,100	1,284
Buddleia	—	—	26	13
Calycanthus	—	—	12	—
Caragana	12,110	1,000	4,510	8,070
Carypteris	—	16,617	500	1,200
Chaenomeles (Cydonia)	2,000	—	255	267
Cornus Elegantissima	285	65	1,443	2,804
Cornus (other)	—	—	563	913
Corylus	—	—	625	5,025
Cotoneaster	—	70	6,024	7,055
Deutzia	60	—	270	239
Erica (Heather)	—	—	100	56
Forsythia	105	—	1,260	1,061
Halesia	—	—	3	—
Hydrangea Arb. Ster.	100	—	2,312	2,450
Hydrangea P.G.	1,320	110	4,030	5,149
Hydrangea (other)	—	—	84	1,840
Kalmia	—	—	10	24
Kerria	—	—	39	70
Kolkwitzia	10	—	96	111
Laburnum	—	—	64	38
Lavandula (Lavender)	—	—	2,515	—
Ligustrum Amurense	2,010	2,000	1,803	5,470
Ligustrum (other)	—	—	4,287	8,074
Lonicera	8,800	7,854	42,551	60,520
Philadelphus Cor. Aurea	210	50	5,026	3,796
Philadelphus Virg.	470	35	11,595	6,864
Philadelphus (other)	—	—	3,736	1,855
Physocarpus	500	20	1,211	428
Potentilla	100	20	2,056	4,136
Prunus (variety)	—	—	1,643	2,665
Rhodotypos	100	—	15	10
Rhus	—	—	40	15,111
Ribes	11,000	1,500	39,705	21,564
Robinia	—	—	86	133
Sambucus	—	—	314	457
Spiraea Anthony Waterer	175	—	1,245	1,484
Spiria Froebeli	—	—	2,805	373
Spiria Van Houttei	2,350	1,560	26,626	13,820
Spiria (other)	—	—	1,166	1,661
Syringa	250	—	2,187	5,001
Tamarix	75,000	—	4,047	2,648
Ulmus (Chinese Elm)	20,500	36,000	41,200	25,160
Viburnum	25	—	938	1,386
Weigelia	175	—	1,618	1,865
Others	—	—	2,875	1,027
Totals	161,905	74,522	252,938	262,799
Grand totals			414,843	337,321
Vines and creepers				
Ampelopsis	300	200	2,965	1,260
Aristolochia	—	—	47	26
Celastrus	—	—	54	42
Clematis	—	—	490	366
Hedera	—	—	10	106
Lonicera	—	—	261	343
Polygonum	—	—	52	—
Wistaria	—	—	35	28
Others	—	—	50	100
Totals	300	200	3,964	2,269
Grand totals			4,264	2,469

**TABLE 6. Shipments of Ornamental Nursery Stock, 1962 and 1963
QUEBEC and MARITIMES - Concluded**

Description	Seedlings and liners		Other sizes	
	1962	1963	1962	1963
	number			
Ornamental trees				
Acer Platanoides	900	270	1,873	2,968
Acer Schwedleri	50	25	363	268
Acer Crimson King	225	-	468	863
Palmatum (variety)	-	6,388	28	170
Acer (Silver Maple)	3,925	-	7,928	11,142
Acer (Sugar Maple)	25	-	615	803
Acer Weiri	-	-	29	26
Acer Negundo	-	-	20	40
Acer (other)	400	-	463	1,141
Betula (White Birch)	20	-	694	598
Betula Laciniata (C.L.W.B.)	-	-	240	670
Betula (other)	-	-	134	306
Catalpa Speciosa	-	20	156	357
Catalpa Bungei	20	-	15	15
Crataegus	-	-	336	333
Fagus (Beech)	-	-	18	33
Fraxinus (Ash)	700	736	632	51
Ginkgo Biloba	-	-	7	2
Gleditsia (Honey Locust)	-	-	368	251
Cercis (Judas Trees)	-	-	4	-
Juglans	-	-	112	25
Liriodendron (Tulip Tree)	-	-	-	10
Magnolia	25	-	30	17
Malus	132	20	1,609	1,813
Morus (Mulberry)	-	-	13	5
Platanus	-	-	15	10
Populus (Carolina)	200	-	708	1,912
Populus (Lombardy)	425	-	2,470	7,644
Populus (other)	700	63	350	681
Prunus	50	-	193	550
Quercus (Oak)	150	-	177	251
Salix (Golden W, Willow)	1,400	66	3,190	3,804
Sorbus (Mountain Ash)	200	50	1,253	1,612
Tilia (Basswood)	25	-	711	730
Ulmus (Chinese Elm)	120	-	260	215
Ulmus (Elm)	7,000	-	135	185
Others	-	-	140	700
Totals	16,692	7,638	25,757	40,201
Grand totals			42,449	47,839
Broad-leaved evergreens				
Azaleas	-	-	145	55
Berberis	-	-	400	-
Buxus	-	-	235	32
Cotoneaster	-	-	-	30
Daphne	-	-	35	19
Euonymus	-	-	60	36
Hedera	-	-	-	6
Ilex	-	-	12	88
Mahonia	-	-	68	118
Pachistima	-	-	-	25
Pachysandra	-	-	525	120
Pieris	-	-	-	12
Rhododendron	-	-	355	158
Viburnum	-	-	133	31
Vinca	-	-	4,380	5,325
Yucca	-	-	10	-
Others	-	-	-	-
Totals			6,358	6,055
Grand totals			6,358	6,055
Percentage of ornamental nursery stock sold for fall delivery			709.0	458.0
Percentage of ornamental nursery stock sold for spring delivery			1,591.0	1,442.0
Area in ornamental nursery stock to the nearest acre			264.5	322.5
Value of sales at wholesale of ornamental stock for year ending December 31			263,257	292,302

TABLE 7. Shipments of Fruit Nursery Stock, 1962 and 1963
QUEBEC and MARITIMES

Description	One year		Two years and up	
	1962	1963	1962	1963
	number			
Apple trees on seedling rootstocks				
Delicious Red	—	—	1,629	3,821
Delicious Golden	—	—	45	—
Melba and Red Sport	—	—	2,052	2,279
McIntosh Red	—	—	13,437	13,731
Spartan	—	—	—	—
Spy	—	—	154	13
Winesap	—	—	4	4
Yellow transparent	—	—	1,258	1,533
Others	—	—	7,562	5,827
Totals	—	—	26,141	27,208
Grand totals			26,141	27,208
Apple trees on rootstock East Malling I and East Malling II				
Delicious Red	—	—	—	10
Delicious Golden	—	—	—	20
Melba and Red Sport	—	—	100	10
McIntosh Red	—	—	500	30
Yellow transparent	—	—	200	—
Others	—	—	400	170
Totals	—	—	1,200	240
Grand totals			1,200	240
Apple trees on rootstock East Malling VII				
Delicious Red	—	—	49	6
Delicious Golden	—	—	—	5
McIntosh Red	—	—	—	175
Melba and Red Sport	—	—	—	—
Spartan	—	—	—	—
Spy	—	—	—	44
Winesap	—	—	—	—
Others	—	—	549	107
Totals	—	—	598	337
Grand totals			598	337
Dwarf apple trees on rootstock East Malling IX				
Delicious Red	—	—	23	32
Delicious Golden	—	—	—	—
Melba and Red Sport	—	—	64	56
McIntosh Red	—	—	203	72
Spy	—	—	16	5
Winesap	—	—	50	—
Yellow transparent	—	—	15	32
Others	—	—	37	43
Totals	—	—	408	240
Grand totals			408	240
Apple trees on Malus Robusta No. 5				
McIntosh Red	—	—	2,875	2,725
Others	—	—	1,350	550
Totals	—	—	4,225	3,275
Grand totals			4,225	3,275
Apple trees on other rootstock	—	—	—	—

**TABLE 7. Shipments of Fruit Nursery Stock, 1962 and 1963
QUEBEC and MARITIMES - Continued**

Description	One year		Two years and up	
	1962	1963	1962	1963
	number			
Pear trees				
Anjou	-	-	-	13
Bartlett	-	-	95	142
Others	-	-	17	34
Totals	-	-	112	189
Grand totals			112	189
Cherry trees				
Bing	-	-	20	10
Black Tartarian	-	-	5	10
Montmorency	100	-	305	489
Others	-	-	77	103
Totals	100	-	407	612
Grand totals			507	612
Peach trees				
Elberta	-	-	10	-
Others	-	-	-	3
Totals	-	-	10	3
Grand totals			10	3
Plum trees				
Early Golden	-	-	60	86
Early Italian	-	-	10	50
Italian Prune	-	-	75	119
Stanley Prune	-	-	50	51
Others	-	-	354	449
Totals	-	-	549	755
Grand totals			549	755
Nut trees				
Chestnut	-	-	-	14
Walnut (English)	-	-	-	-
Others	-	-	-	-
Total	-	-	-	14
Grand total			-	14
Apricot trees	-	-	6	6
Dwarf pear trees	-	-	20	-
Red raspberries				
Latham	-	-	1,750	-
Newburg	-	-	67,750	181,500
Viking	-	-	25,250	29,200
Others	-	-	1,500	9,200
Totals	-	-	96,250	219,900
Grand totals			96,250	219,900
Other small fruit species and miscellaneous				
Black raspberries	-	-	15	-
Purple raspberries	-	-	200	25
Gooseberry bushes	-	-	201	215
Blackberry bushes	-	-	50	-
Black currant bushes	-	-	222	176
Red currant bushes	-	-	144	191
Strawberry plants	-	-	743,475	1,215,325
Asparagus roots	-	-	1,000	150
Horseradish roots	-	-	520	-
Rhubarb roots	-	-	110	285
Other berry bushes	-	-	-	3,044

**TABLE 7. Shipment of Fruit Nursery Stock, 1962 and 1963
QUEBEC and MARITIMES - Concluded**

Description	One year		Two years and up	
	1962	1963	1962	1963
	number			
Grape vines				
Concord			80	87
Niagara			70	44
Agawam			58	72
Delaware			—	—
Fredonia			80	113
Others			4,700	304
Totals			4,988	620
Grand totals			4,988	620
Percentage of fruit nursery stock sold for fall delivery			400.0	279.0
Percentage of fruit nursery stock sold for spring delivery			1,300.0	1,321.0
Area in fruit nursery stock to the nearest acre			26.4	23.7
Value of sales at wholesale of fruit nursery stock for year ending December 31			45,701	53,201

**TABLE 8. Shipments of Ornamental Nursery Stock, 1962 and 1963
ONTARIO**

Description	Liners		Other sizes	
	1962	1963	1962	1963
	number			
Coniferous evergreens				
Abies	330	629	398	920
Cedrus Atlantica	—	—	—	—
Cedrus other	4,500	—	270	5
Chamaeocyparis - Lawsoniana (upright varieties)	—	—	47	57
Chamaeocyparis (dwarf or low varieties)	—	—	—	80
Chamaeocyparis - Obtusa (upright varieties)	—	—	—	5
Chamaeocyparis Obtusa (dwarf or low varieties)	—	—	55	6
Chamaeocyparis Pisifera (upright varieties)	—	—	332	213
Chamaeocyparis Pisifera (dwarf or low varieties)	—	—	236	53
Chamaeocyparis (others)	—	—	71	88
Juniperus Pfitzeriana	4,008	8,706	29,809	36,290
Juniperus Pfitzeriana Aurea	4,317	6,575	18,274	17,982
Juniperus Suecica	1,254	305	7,673	9,190
Juniperus Excelsa Stricta	2,265	3,345	9,773	13,096
Juniperus Hetzi	1,902	4,414	20,356	26,845
Juniperus Mounbatten	2,987	3,010	9,840	12,480
Juniperus Obelisk	250	150	2,011	1,971
Juniperus Keteleeri	—	200	1,601	1,788
Juniperus Sabina	7,022	6,666	26,544	32,707
Juniperus Tamariocifolia	2,725	2,475	8,172	11,525
Juniperus Andorra	3,230	3,922	14,269	12,552
Juniperus Squamata Meyerl	1,300	1,145	6,322	5,967
Juniperus Virginiana	186	1,040	2,343	2,668
Juniperus Virginiana Canaerti	1,225	785	5,966	5,851
Juniperus Virginiana Glauca	325	455	4,002	4,708
Juniperus Hill's Dundee	350	760	3,602	3,953
Juniperus Pseudocupressus	500	—	667	530
Juniperus Burki	725	1,450	3,490	3,816
Juniperus (other)	1,287	8,060	13,135	21,806
Picea (Norway Spruce)	10,964	5,200	7,536	6,459
Picea (White Spruce)	40,335	13,300	2,947	4,326
Picea (Colorado Blue)	69,882	25,860	8,480	8,261
Picea (dwarf variety)	200	1,161	5,354	7,036
Picea Kosterl	50	125	4,043	4,250
Picea (other)	4,370	—	2,256	3,527

TABLE 8. Shipments of Ornamental Nursery Stock, 1962 and 1963
ONTARIO - Continued

Description	Liners		Other sizes	
	1962	1963	1962	1963
	number			
Coniferous evergreens--Concluded				
Pinus Mugho.....	56,000	5,045	11,327	14,005
Pinus (other).....	143,450	124,040	11,600	10,553
Taxus Cuspidata (upright).....	109,164	39,746	31,251	35,423
Taxus (Yew) Cusp. (spreading).....	524	330	12,158	16,379
Taxus Cusp. Hicksi.....	6,700	4,171	16,754	17,893
Pseudotsuga.....	1,490	1,025	1,474	1,396
Taxus (other).....	1,195	696	15,475	15,984
Thuja Elegantissima.....	6	15	320	180
Thuja Little Gem.....	925	300	1,519	4,604
Thuja Pyramidalis.....	7,420	8,711	35,564	44,122
Thuja Pyr. Rosenthali.....	250	100	5,434	5,348
Thuja Umbraculifera.....	175	100	412	724
Thuja Warreana.....	150	430	2,909	1,966
Thuja Woodwardi.....	1,791	865	7,666	8,880
Thuja (other).....	3,338	5,360	22,766	40,671
Tsuga (Hemlock).....	242	—	2,882	1,333
Others.....	391	200	11,757	365
Totals.....	499,700	290,872	411,142	480,837
Grand totals.....			910,842	771,709
Deciduous shrubs				
Althea (Hibiscus).....	—	—	810	4,615
Althea (Rose of Sharon).....	—	—	6,509	5,182
Amorpha.....	—	—	40	10
Amygdalus.....	—	—	7,118	2,766
Azaleas.....	—	—	485	613
Berberis Thumbergi.....	1,785	8,990	129,381	62,987
Berberis T. Atrop.....	12,830	27,965	166,913	171,108
Berberis (other).....	710	1,480	15,946	64,144
Buddleia.....	150	—	11,800	12,533
Calycanthus.....	—	—	97	5
Calycarpa.....	—	—	25	—
Carypteris.....	—	—	2,335	3,406
Caragana.....	500	510	22,187	22,241
Chaenomeles (Cydonia).....	1,000	4,160	9,692	11,223
Cornus Elegantissima.....	706	395	22,733	24,106
Cornus (other).....	600	290	9,663	8,166
Corylus.....	—	—	326	366
Cotoneaster.....	79	200	33,942	50,402
Deutzia.....	25	70	10,860	6,231
Erica (Heather).....	—	—	90	1,694
Forsythia.....	140	2,655	41,936	37,526
Hydrangea Arb. Ster.....	410	50	20,393	21,799
Hydrangea P.G.....	188	255	34,262	28,646
Hydrangea (other).....	—	50	3,082	2,162
Halesia.....	—	—	51	105
Hypericum.....	—	—	132	375
Kalmia.....	—	—	94	16
Kerria.....	125	1,000	4,955	3,982
Kolkwitzia.....	50	90	7,228	6,453
Laburnum.....	—	—	671	507
Lavendula (Lavender).....	—	—	801	313
Ligustrum Amurense.....	84,769	11,827	422,819	408,970
Ligustrum (other).....	1,521	2,805	144,894	147,775
Lonicera.....	12,150	8,825	180,254	192,737
Philadelphus Cor. Aurea.....	10,150	6,060	41,419	38,538
Philadelphus Virg.....	330	1,760	24,162	27,907
Philadelphus (other).....	530	1,130	34,555	29,682
Physocarpus.....	—	—	14,525	22,413
Potentilla.....	1,820	1,120	14,418	20,368
Prunus.....	9,502	15,300	29,774	40,194

TABLE 8. Shipments of Ornamental Nursery Stock, 1962 and 1963
ONTARIO - Continued

Description	Liners		Other sizes	
	1962	1963	1962	1963
number				
Deciduous shrubs - Concluded				
Rhodotypos	—	—	727	600
Rhus	100	—	2,484	2,399
Ribes	2,310	2,910	48,005	49,170
Robinia	50	—	666	305
Sambucus	400	150	7,737	11,053
Spirea Anthony Waterer	197	525	16,845	16,953
Spirea Froebell	50	200	10,388	13,991
Spirea Van Houttei	350	510	79,838	74,647
Spirea (other)	100	80	15,166	17,069
Syringa	43	425	35,613	33,464
Tamarix	150	350	11,617	4,335
Ulmus (Chinese Elm)	197,205	155,127	826,518	395,970
Viburnum	500	4,695	18,575	18,739
Weigelia	918	831	29,984	29,811
Others	4,860	5,565	134,625	64,626
Totals	347,303	268,355	2,710,165	2,215,398
Grand totals			3,057,468	2,483,753
Seedlings and liners			Other sizes	
number				
Ornamental trees				
Acer Platanoides	62	820	23,199	19,935
Acer Schwedleri	—	55	4,833	6,147
Acer Crimson King	—	25	8,298	10,701
Acer Palmatum (variety)	14	—	1,592	850
Acer (Silver Maple)	25	55	18,264	16,771
Acer (Sugar Maple)	285	500	4,553	3,879
Acer Weirii	—	—	541	296
Acer Negundo	—	—	120	79
Acer (other)	580	100	3,891	2,314
Betula (White Birch)	8,680	9,585	22,861	28,495
Betula Laciniata (C.L.W.B.)	4,050	15	6,046	5,768
Betula (other)	300	—	1,784	2,721
Catalpa Speciosa	290	—	3,636	3,087
Catalpa Bungei	—	121	2,693	2,452
Cercidiphyllum (Katsura T)	—	—	308	288
Cercis (Judas tree)	—	—	178	168
Crataegus	100	—	3,661	3,366
Fagus (Beech)	—	1	907	1,030
Fraxinus (Ash)	300	2,700	10,261	8,732
Ginkgo Biloba	—	—	607	1,001
Gleditsia (Honey locust)	1,200	3,575	12,610	11,205
Juglans	—	—	130	127
Liriodendron (Tulip tree)	—	—	236	564
Magnolia	—	17	1,193	1,128
Malus	30	500	32,503	41,053
Morus (Mulberry)	—	500	655	1,063
Platanus	—	745	2,051	3,240
Populus (Carolina)	—	2,095	6,883	11,578
Populus (Lombardy)	570	2,525	38,439	53,338
Populus (other)	225	—	4,677	3,140
Prunus	—	10	7,564	5,857
Quercus (Oak)	—	210	2,444	1,706
Salix (Golden W. Willow)	735	270	14,532	20,088
Sorbus (Mountain Ash)	1,325	3,940	19,740	20,979
Tilia (Basswood)	1,235	5,674	10,060	9,338
Ulmus (Chinese Elm)	—	1,000	8,200	4,965
Ulmus (Elm)	—	—	1,269	793
Others	4,500	550	11,115	29,280
Totals	24,506	35,588	292,534	337,522
Grand totals			317,040	373,110

**TABLE 8. Shipments of Ornamental Nursery Stock, 1962 and 1963
ONTARIO - Concluded**

Description	Seedlings and liners		Other sizes	
	1962	1963	1962	1963
	number			
Broad-leaved evergreens				
Andromeda (Pieris)	-	-	37	55
Azaleas	-	-	837	713
Berberis	1,550	-	3,547	1,251
Buxus	9,628	14,238	23,783	26,031
Cotoneaster	-	-	580	616
Daphne	50	-	1,737	1,731
Euonymus	3,022	3,955	21,876	19,065
Hedera	-	-	2,620	2,684
Ilex	-	-	580	160
Mahonia	2,200	1,150	3,023	2,581
Pachistima	618	70	4,425	3,400
Pachysandra	-	5,300	60,833	40,087
Pieris	-	-	211	136
Pyracantha	-	1	639	540
Rhododendron	-	3	1,215	1,134
Viburnum	-	-	1,794	955
Vinca	100	5,050	55,000	51,197
Yucca	8	-	2,708	5,450
Others	244	85	829	2,564
Totals	17,420	29,852	186,274	160,350
Grand totals			203,694	190,202
Vines and creepers				
Ampelopsis	-	-	18,164	12,509
Aristolochia	-	-	1,248	1,185
Bignonia	-	-	1,140	460
Celastrus	4,000	3,080	1,915	3,406
Clematis	20	3	10,841	13,200
Hedera	-	-	1,704	4,768
Lonicera	-	-	3,877	5,105
Polygonum	-	-	3,102	2,997
Wistaria	-	-	731	708
Others	-	-	844	2,984
Totals	4,020	3,083	43,566	47,322
Grand totals			47,586	50,405
Roses (shrub or bush)				
Climbers			195,797	232,836
Hybrid Teas			551,092 ^f	642,577
Multifloras			109,691	139,314
Perpetuals			4,039	1,637
Polyanthas and Floribundas			329,909 ^f	346,122
Rugosas and Briars			35,151	51,398
Others			18,390	17,894
Totals			1,244,069^f	1,431,778
Roses (on standards)				
Hybrid Teas			5,362	6,118
Totals			5,362	6,118
Percentage of ornamental nursery stock sold for fall delivery			3,345.0	2,713.0
Percentage of ornamental nursery stock sold for spring delivery			7,355.0	6,587.0
Area in ornamental nursery stock to the nearest acre			2,582.7	2,526.2
Value of sales at wholesale of ornamental stock for year ending December 31			3,201,581	3,396,153

^f Revised figures.

**TABLE 9. Shipments of Fruit Nursery Stock, 1962 and 1963
ONTARIO**

Description	One year		Two years and up	
	1962	1963	1962	1963
	number			
Apple trees on seedling rootstocks				
Delicious Red.....	1,473	15	4,448	4,374
Delicious Golden.....	—	—	753	833
Melba and Red Sport.....	—	—	3,367	2,823
McIntosh Red.....	—	—	9,841	10,517
Spartan.....	—	—	100	—
Spy.....	—	—	4,567	2,945
Winesap.....	—	—	60	—
Yellow Transparent.....	—	—	2,734	2,591
Others.....	1	—	10,269	8,682
Totals.....	1,474	15	36,139	32,765
Grand totals.....			37,613	32,780
Apple trees on rootstock East Malling I and East Malling II				
Delicious Red.....	1,003	1,009	3,127	1,640
Delicious Golden.....	—	261	1,110	238
Melba and Red Sport.....	—	—	1,425	1,350
McIntosh Red.....	—	—	4,642	2,200
Spartan.....	—	—	50	—
Spy.....	—	250	881	600
Winesap.....	—	—	54	—
Yellow Transparent.....	—	—	450	425
Others.....	153	495	3,425	2,606
Totals.....	1,156	2,015	15,164	9,059
Grand totals.....			16,320	11,074
Dwarf apple trees on rootstock East Malling IX				
Delicious Red.....	130	30	1,934	2,011
Delicious Golden.....	71	—	446	2,530
Melba and Red Sport.....	—	15	1,183	1,373
McIntosh Red.....	94	—	3,689	5,807
Spartan.....	—	15	55	25
Spy.....	—	—	2,012	2,284
Winesap.....	—	—	70	—
Yellow Transparent.....	3	—	996	1,945
Others.....	458	—	3,718	1,575
Totals.....	756	60	14,103	17,550
Grand totals.....			14,859	17,610
Apple trees on rootstock East Malling VII				
Delicious Red.....	300	15	6,192	5,286
Delicious Golden.....	1,166	3,854	2,265	1,165
McIntosh Red.....	1,132	692	7,016	4,122
Melba and Red Sport.....	100	500	355	895
Spartan.....	34	6,000	85	5
Spy.....	5	—	1,851	2,517
Winesap.....	—	—	1	10
Yellow Transparent.....	—	—	919	1,315
Others.....	1,877	1,751	2,257	3,788
Totals.....	4,614	12,812	20,941	19,103
Grand totals.....			25,555	31,915

TABLE 9. Shipments of Fruit Nursery Stock, 1962 and 1963
ONTARIO - Continued

Description	One year		Two years and up	
	1962	1963	1962	1963
	number			
Apple trees on other rootstock				
Totals	-	3,278	2,991	2,702
Grand totals			2,991	5,980
Apple trees on Malus Robusta No. 5				
McIntosh Red	-	-	425	-
Others	-	-	330	-
Total	-	-	755	-
Grand total			755	-
Pear trees				
Anjou	400	128	1,258	1,232
Bartlett	2,723	3,615	12,268	11,989
Others	1,675	497	10,049	11,099
Totals	4,798	4,240	23,575	24,320
Grand totals			28,373	28,560
Peach trees				
Elberta	3,613	8,063	9,202	1,514
Golden Jubilee	4,495	10,790	12,667	2,656
Red Haven	2,985	9,022	8,158	2,852
Veteran and other varieties	10,262	34,848	43,266	91,862
Totals	21,355	62,723	73,293	98,884
Grand totals			94,648	161,607
Plum trees				
Early Golden	685	1,838	1,348	2,537
Early Italian	200	330	455	75
Italian Prune	410	2,310	2,567	2,860
Stanley Prune	332	1,666	2,047	2,560
Others	-	2,520	5,862	7,412
Totals	1,627	8,664	12,279	15,444
Grand totals			13,906	24,108

TABLE 9. Shipments of Fruit Nursery Stock, 1962 and 1963
ONTARIO - Continued

Description	One year		Two years and up	
	1962	1963	1962	1963
	number			
Nut trees				
Chestnut	28	—	211	297
Hilbert	64	140	1,211	1,055
Walnut (English)	14	16	11	—
Others	116	272	—	—
Totals	222	428	1,433	1,352
Grand totals			1,655	1,780
Cherry trees				
Bing	208	1,520	1,369	1,594
Black Tartarian	9	315	2,190	1,587
Lambert	—	—	—	70
Montmorency	958	10,009	13,176	7,026
Sam	—	—	—	—
Van	58	500	28	310
Others	2,630	4,182	10,287	6,854
Totals	3,863	16,526	27,050	17,441
Grand totals			30,913	33,967
Nectarine trees	—	—	203	2
Apricot trees	204	1,368	2,045	3,558
Quince trees	—	—	285	57
Dwarf pear trees	—	—	1,787	3,480
Red raspberries				
Latham			213,600	218,132
Newburg			117,500	94,213
Viking			114,255	105,496
Others			95,768	130,236
Totals			541,123	548,077
Grand totals			541,123	548,077
Other small fruit species and miscellaneous				
Black raspberries			31,562	24,939
Purple raspberries			13,100	29,971
Blackberry bushes			13,290	17,408
Gooseberry bushes			14,475	9,813
Black currant bushes			12,275	16,129
Red currant bushes			8,728	11,517
Boysenberry bushes			1,150	945
Loganberry bushes			500	—
Other berry bushes			11,674	4,261
Strawberry plants			1,109,120	1,031,488
Asparagus roots			200,625	223,014
Horseradish roots			6,150	4,817
Rhubarb roots			120,388	136,192

TABLE 9. Shipments of Fruit Nursery Stock, 1962 and 1963
ONTARIO - Concluded

Description	One year		Two years and up	
	1962	1963	1962	1963
	number			
Grape vines				
Concord			39,701	40,389
Niagara			45,275	47,075
Agawam			25,052	18,725
Elvira			46,275	27,326
Delaware			2,750	5,100
Dutchess			8,600	8,000
Catawba			5,015	2,000
Fredonia			16,746	16,312
Van Buren			3,050	5,000
Buffalo			2	1,000
Seibel 10878			9,350	20,040
Seibel 9110			2,500	5,000
Other French Hybrids			11,888	15,400
Others			14,007	30,421
Totals			230,211	241,788
Grand totals			230,211	241,788
Percentage of fruit nursery stock sold for fall delivery			1,100.0	704.0
Percentage of fruit nursery stock sold for spring delivery			4,300.0	3,296.0
Area in fruit nursery stock to the nearest acre			364.2	2,311.0
Value of sales at wholesale of fruit nursery stock for year ending December 31			319,888	362,517

TABLE 10. Shipments of Ornamental Nursery Stock, 1962 and 1963
MANITOBA

Description	Liners		Other sizes	
	1962	1963	1962	1963
	number			
Coniferous evergreens				
Abies	—	—	71	220
Chamaecyparis (cypress) (others)	—	—	—	—
Juniperus Pfitzeriana	—	—	54	58
Juniperus Pfitzeriana Aurea	—	—	10	14
Juniperus Hetzi	—	—	—	—
Juniperus Sabina	—	—	1,138	1,390
Juniperus Andorra	—	—	20	40
Juniperus (other)	—	—	97	220
Picea (Norway spruce)	—	—	45	—
Picea (White spruce)	500	4,000	4,266	1,839
Picea (Colorado Blue)	500	—	725	1,217
Picea (Dwarf var.)	—	—	16	293
Picea Kosteri	—	—	378	290
Picea (other)	—	—	80	1,137
Pinus Mugho	—	—	635	882
Pinus (other)	—	10	365	525
Thuya Little Gem	—	—	43	84
Thuya Pyramidalis	—	—	198	285
Thuya Pyr. Rosenthalii	—	—	—	150
Thuya Warreana	—	—	536	428
Thuya Woodwardi	—	—	10	25
Thuya (other)	—	—	360	470
Others	—	—	—	60
Totals	1,000	4,010	9,047	9,627
Grand totals			10,047	13,637

**TABLE 10. Shipments of Ornamental Nursery Stock, 1962 and 1963
MANITOBA - Continued**

Description	Liners		Other sizes	
	1962	1963	1962	1963
Deciduous shrubs				
			number	
Amorpha	200	—	97	15
Berberis Thumbergi	—	—	210	297
Berberis T. Atrop	—	—	116	42
Berberis (other)	—	100	175	140
Caragana	24,300	25,300	550	825
Cornus Elegantissima	—	—	295	432
Cornus (other).....	—	350	1,177	1,200
Cotoneaster	9,300	13,025	4,229	6,698
Forsythia	—	—	155	215
Hydrangea Arb. Ster.	—	—	20	70
Hydrangea P.G.	—	—	375	420
Hydrangea (other).....	—	—	25	—
Lavendula	—	—	—	50
Lonicera	3,600	2,000	2,243	1,489
Philadelphus Cor. Aurea.....	—	—	6	—
Philadelphus Virg.	—	—	846	899
Philadelphus (other)	—	—	547	842
Physocarpus	—	—	1,135	450
Potentilla	—	—	1,530	2,948
Prunus Varieties	12,900	10,500	1,420	2,050
Rhus	—	—	95	130
Ribes	1,000	840	945	930
Robinia	—	—	—	—
Sambucus	800	—	662	625
Spirea Anthony Waterer	—	100	290	456
Spirea Froebeli	—	—	1,032	1,590
Spirea Van Houttei	—	—	1,757	1,445
Spirea (other)	—	—	2,505	2,055
Syringa	3,200	8,200	1,901	2,993
Tamarix	—	—	147	95
Ulmus (Chinese Elm).....	42,100	44,100	1,469	1,073
Viburnum	—	—	769	975
Weigelia	—	—	10	—
Others	—	1,350	400	1,025
Totals	97,400	105,865	27,133	32,474
Grand totals			124,533	138,339
Ornamental trees				
Acer crimson king	—	—	10	25
Acer platanoides	—	—	10	—
Acer schwedleri	—	—	20	25
Acer (Silver Maple)	—	—	429	445
Acer Negundo	—	—	25	306
Acer (other).....	200	—	892	600
Betula (White Birch)	850	—	1,039	1,852
Betula Laciniata (C.L.W.B.)	70	—	1,099	1,157
Betula (other)	—	—	110	35
Crataegus	—	300	92	700
Fraxinus (Ash).....	8,800	500	1,370	3,423
Malus	10,000	30,000	1,945	1,900
Populus (Lombardy)	—	—	59	40
Populus (other).....	1,400	2,200	683	2,092
Prunus	—	115	595	283
Quercus (Oak).....	—	500	2	50
Salix (Golden W. Willow)	6,100	5,300	243	681
Sorbus (Mountain Ash).....	—	1,000	1,395	2,527
Tilia (Basswood)	100	—	370	415
Ulmus (Chinese Elm).....	14,600	25	1,010	967
Ulmus (Elm)	3,340	—	4,741	7,400
Others	—	—	—	—
Totals	45,480	39,940	16,139	24,923
Grand totals			61,599	64,883
Broad-leaved evergreens				
Cotoneaster.....	—	—	85	—
Daphne	—	—	—	110
Euonymus	—	105	695	530
Mahonia	—	—	—	60
Pachistima	—	—	23	20

**TABLE 10. Shipments of Ornamental Nursery Stock, 1962 and 1963
MANITOBA - Concluded**

Description	Liners		Other sizes	
	1962	1963	1962	1963
number				
Broad-leaved evergreens - Concluded				
Vinca	-	-	100	100
Yucca	-	-	-	156
Others	-	-	-	-
Totals	-	105	903	976
Grand totals			903	1,081
number				
Seedlings and liners		Other sizes		
Vines and creepers				
Ampelopsis	-	-	70	-
Celastrus	-	-	90	150
Clematis	-	-	330	660
Lonicera	-	-	410	555
Others	-	-	135	315
Totals	-	-	1,035	1,680
Grand totals			1,035	1,680
Roses (shrub or bush)				
Climbers			55	85
Hybrid Teas			980	900
Multifloras			150	200
Perpetuals			90	300
Polyanthas and Floribundas			180	180
Rugosas and Briars			2,788	2,292
Others			-	1,450
Totals			4,243	5,407
Roses (on standards)				
Hybrid Teas			-	-
Total			-	-
Percentage of ornamental nursery stock sold for fall delivery			225.0	290.0
Percentage of ornamental nursery stock sold for spring delivery			775.0	710.0
Area in ornamental nursery stock to the nearest acre			189.8	182.8
Value of sales at wholesale of ornamental stock for year ending December 31			72,488	79,222

**TABLE 11. Shipments of Fruit Nursery Stock, 1962 and 1963
MANITOBA**

Description	One year		Two years and up	
	1962	1963	1962	1963
number				
Apple trees on seedling rootstocks				
Delicious Red	-	300	-	-
Winesap	-	-	-	-
Yellow Transparent	-	-	-	-
Others	2,000	7,715	5,270	3,350
Totals	2,000	8,015	5,270	3,350
Grand totals			7,270	11,365
Dwarf apple trees on rootstock East Malling IX				
Others	-	-	50	-
Total	-	-	50	-
Grand total			50	-

**TABLE 11. Shipments of Fruit Nursery Stock, 1962 and 1963
MANITOBA - Concluded**

Description	One year		Two years and up	
	1962	1963	1962	1963
	number			
Appletrees on other rootstock				
Totals	-	-	48	114
Grand totals			48	114
Plum trees				
Stanley Prunes	-	-	-	-
Others	775	710	608	702
Totals	775	710	608	702
Grand totals			1,383	1,412
Nut trees				
Chestnuts	100	-	70	-
Others	140	200	45	300
Totals	240	200	115	300
Grand totals			355	500
Cherry trees				
Bing	-	-	-	-
Black Tartarian	-	-	-	-
Lambert	-	-	-	-
Montmorency	-	-	-	-
Others	175	130	1,475	1,218
Totals	175	130	1,475	1,218
Grand totals			1,650	1,348
Pear trees				
Others	600	425	219	166
Totals	600	425	219	166
Grand totals			819	591
Apricot trees	160	-	92	35
Other small fruit species and miscellaneous				
Black raspberries			300	1,000
Gooseberry bushes			760	735
Black currant bushes			767	846
Red currant bushes			590	595
Other berry bushes			-	-
Strawberry plants			31,600	23,300
Asparagus roots			2,415	2,375
Horseradish roots			40	40
Rhubarb roots			1,841	1,377
Red raspberries				
Latham			1,100	1,500
Viking			500	-
Others			27,800	27,300
Totals			29,400	28,800
Grape vines				
Other			1,470	750
Totals			1,470	750
Percentage of fruit nursery stock sold for fall delivery			165.0	158.0
Percentage of fruit nursery stock sold for spring delivery			735.0	742.0
Area in fruit nursery stock to the nearest acre			55.2	39.8
Value of sales at wholesale of fruit nursery stock for year ending December 31			11,250	15,206

TABLE 12. Shipments of Ornamental Nursery Stock, 1962 and 1963
SASKATCHEWAN AND ALBERTA

Description	Liners		Other sizes	
	1962	1963	1962	1963
	number			
Coniferous evergreens				
Abies	—	—	5	—
Juniperus Andorra	—	—	—	130
Juniperus Pfitzeriana	—	—	75	100
Juniperus Pfitzeriana Aurea	—	—	250	300
Juniperus Mountbatten	—	—	—	500
Juniperus Sabina	—	—	2,516	—
Juniperus Tamariscifolia	—	—	100	2,900
Juniperus Virginiana	—	—	30	—
Juniperus (other)	—	—	885	128
Picea (Norway Spruce)	—	—	5	30
Picea (White Spruce)	—	50	3,217	1,648
Picea (Colorado Blue)	50	—	2,979	1,504
Picea (Dwarf varieties)	—	—	50	115
Picea Kosteri	—	—	1,289	787
Picea (other)	—	—	—	945
Pinus Mugho	—	—	1,981	2,117
Pinus (other)	—	—	64	309
Taxus Cuspidata (upright)	—	—	—	100
Taxus Cuspidata (spreading)	—	—	100	—
Thuya Little Gem	—	—	—	100
Thuya Pyramidalis	—	—	115	360
Thuya Rosenthali	—	—	—	100
Thuya Warreana	—	—	365	377
Thuya Woodward	—	—	—	150
Others	—	—	10	—
Totals	50	50	14,036	12,700
Grand totals			14,086	12,750
Deciduous shrubs				
Berberis Thumbergi	—	—	175	—
Althea (Rose of Sharon)	—	—	—	—
Amorpha	—	—	—	100
Berberis T. Atrop	400	—	2,000	100
Berberis (other)	—	—	120	1,903
Caragana	1,100	500	52,363	48,659
Cornus Elegantissima	—	—	1,544	2,343
Cornus (other)	—	100	1,751	1,389
Corylus	—	—	—	—
Cotoneaster	500	500	106,017	88,002
Forsythia	—	—	25	40
Deutzia	—	—	4,000	—
Hydrangea Arb. Ster.	—	—	100	210
Hydrangea (other)	—	—	38	17
Ligustrum (other)	—	—	—	250
Lonicera	500	800	6,784	8,149
Philadelphus cor. Aurea	—	—	—	—
Philadelphus Virg.	—	—	768	40
Philadelphus (other)	600	—	1,760	2,690
Physocarpus	—	—	800	525
Potentilla	2,000	1,000	7,798	6,735
Prunus Varieties	—	—	5,271	5,882
Ribes	—	3,700	1,958	1,508
Sambucus	—	—	3,990	9,943
Spirea Anthony Waterer	—	—	6	22
Spirea Froebeli	800	—	3,385	4,586
Spirea Van Houttei	300	100	2,605	4,034
Spirea (other)	400	500	4,998	7,170
Syringa	600	500	24,165	21,386
Tamarix	—	—	25,045	7,278
Ulmus (Chinese Elm)	3,000	—	10,919	9,278
Viburnum	—	—	770	941
Weigelia	—	—	—	25
Other	5,000	200	1,719	400
Totals	15,200	7,900	270,874	233,605
Grand totals			286,074	241,505

TABLE 12. Shipments of Ornamental Nursery Stock, 1962 and 1963
SASKATCHEWAN and ALBERTA - Concluded

Description	Seedlings and liners		Other sizes	
	1962	1963	1962	1963
Ornamental trees				
Acer (Silver Maple)	—	—	50	15
Acer Negundo	—	—	3,514	1,881
Acer (other)	9	—	430	553
Betula (White Birch)	—	—	1,610	985
Betula Laciniata (C.L.W.B.)	—	—	3,499	3,018
Betula (other)	—	—	40	25
Crataegus	—	—	125	147
Fraxinus (Ash)	—	100	5,850	9,483
Malus	—	—	2,535	3,596
Populus (Lombardy)	—	—	800	—
Populus (other)	5,000	2,000	42,116	17,755
Prunus	—	3,500	843	11,438
Quercus (Oak)	30	60	22	53
Salix (Golden W. Willow)	2,000	1,500	6,234	3,801
Sorbus	—	—	2,509	5,707
Tilia	—	—	10	—
Ulmus (Chinese Elm)	7,000	10,000	1,200	845
Ulmus (Elm)	—	—	3,071	1,070
Others	—	—	825	1,966
Totals	14,039	17,160	75,283	62,338
Grand totals			89,322	79,498
Vines and creepers				
Ampelopsis	—	—	584	963
Celastrus	—	—	50	20
Clematis	—	—	518	278
Hedera	—	—	—	250
Lonicera	—	—	60	36
Others	—	—	409	1,163
Totals	—	—	1,621	2,710
Grand totals			1,621	2,710
Broad-leaved evergreens				
Cotoneaster	—	—	—	11,600
Euonymus	—	—	—	6
Pachistima	—	—	60	—
Pachysandra	—	—	—	—
Yucca	—	—	—	—
Others	—	—	—	—
Totals			60	11,606
Roses (shrub or bush)				
Climbers	—	—	—	75
Hybrid Teas	—	—	120	300
Polyanthas and Floribundas	—	—	300	—
Rugosas and Briars	—	—	8,665	11,433
Others	—	—	200	4,264
Totals			9,285	16,072
Roses (on standards)				
Hybrid Teas	—	—	—	15,090
Total			—	15,090
Percentage of ornamental nursery stock sold for fall delivery			127.0	130.0
Percentage of ornamental nursery stock sold for spring delivery			1,273.0	1,170.0
Area in ornamental nursery stock to the nearest acre			318.5	362.2
Value of sales at wholesale of ornamental stock for year ending December 31			237,395	180,625

**TABLE 13. Shipments of Fruit Nursery Stock, 1962 and 1963
SASKATCHEWAN and ALBERTA**

Description	One year		Two years and up	
	1962	1963	1962	1963
	number			
Apple trees on seedling rootstocks				
McIntosh Red	—	—	—	75
Spy	—	—	—	40
Yellow Transparent	—	—	—	481
Others	302	70	4,320	2,380
Totals	302	70	4,320	2,976
Grand totals			4,622	3,046
Dwarf apple trees on rootstock East Malling IX				
McIntosh Red	—	—	—	50
Total	—	—	—	50
Grand total			—	50
Apple trees on other rootstock				
Total	—	1,100	—	—
Grand total			—	1,100
Plum trees				
Early Italian	—	—	—	75
Stanley Prunes	—	—	235	—
Others	25	574	60	763
Totals	25	574	295	838
Grand totals			320	1,412
Cherry trees				
Others	—	181	2,794	499
Totals	—	181	2,794	499
Grand totals			2,794	680
Pear trees				
Others	—	—	25	—
Total	—	—	25	—
Grand total			25	—
Red raspberries				
Latham			4,500	2,700
Newburg			3,800	—
Viking			3,400	—
Others			37,500	58,700
Totals			49,200	61,400
Grand totals			49,200	61,400
Other small fruit species and miscellaneous				
Black raspberries			—	6,302
Purple raspberries			1,966	—
Gooseberry bushes			2,150	2,704
Black currant bushes			1,620	2,786
Red currant bushes			1,649	2,143
Other berry bushes			—	900
Strawberry plants			14,550	22,925
Asparagus roots			2,363	6,203
Rhubarb roots			18,139	6,408
Horseradish roots			100	—
Grape vines				
Others			—	450
Total			—	450
Grand total			—	450
Percentage of fruit nursery stock sold for fall delivery			105.0	100.0
Percentage of fruit nursery stock sold for spring delivery			1,095.0	800.0
Area in fruit nursery stock to the nearest acre			39.7	37.5
Value of sales at wholesale of fruit nursery stock for year ending December 31			13,145	29,057

TABLE 14. Shipments of Ornamental Nursery Stock, 1962 and 1963
BRITISH COLUMBIA

Description	Liners		Other sizes	
	1962	1963	1962	1963
	number			
Coniferous evergreens				
Abies	—	100	464	414
Cedrus Atlantica	—	—	170	126
Cedrus Deodora	—	400	1,216	641
Cedrus (other)	—	—	164	50
Chamaeopyris Lawsoniana (upright varieties)	1,400	6,115	15,974	12,240
Chamaeopyris Lawsoniana (dwarf or low varieties)	—	271	2,720	1,647
Chamaeopyris Obtusa (upright varieties)	—	100	685	744
Chamaeopyris Obtusa (dwarf or low varieties)	—	—	851	556
Chamaeopyris Pisifera (upright varieties)	—	525	3,145	2,693
Chamaeopyris Pisifera (dwarf or low varieties) ...	—	—	441	704
Chamaeopyris (other)	—	—	8	192
Juniperus Pfitzeriana	800	5,350	5,023	2,741
Juniperus Pfitzeriana Aurea	1,700	4,950	9,187	3,838
Juniperus Suecica	300	—	396	738
Juniperus Excelsa Stricta	—	—	328	208
Juniperus Hetzi	300	2,265	1,449	1,160
Juniperus Mountbatten	—	—	50	50
Juniperus Obelisk	—	—	—	—
Juniperus Keteleeri	—	—	40	43
Juniperus Sabina	750	400	3,104	2,565
Juniperus Tamariscifolia	600	2,025	3,485	857
Juniperus Andorra	100	1,050	881	473
Juniperus Squamata Meyerl	600	500	1,780	1,227
Juniperus Virginiana	—	—	273	203
Juniperus Virginiana Canaerti	—	170	155	120
Juniperus Virginiana Glauca	—	—	62	34
Juniperus Hill's Dundee	—	—	65	66
Juniperus Burki	—	100	105	821
Juniperus Pseudocupressus	—	—	—	—
Juniperus (other)	1,101	—	3,038	2,925
Picea (Norway Spruce)	—	—	3,116	3,025
Picea (Colorado Blue)	—	—	1,439	2,771
Picea (Dwarf Varieties)	—	50	736	366
Picea Kosteri	—	45	704	594
Picea (White Spruce)	—	—	—	—
Picea (other)	—	—	528	39
Pseudotsuga	—	—	6	255
Pinus Mugho	—	150	3,421	2,694
Pinus (other)	—	—	635	363
Taxus Cuspidata (upright)	—	—	988	1,227
Taxus Cuspidata (spreading)	—	—	135	8
Taxus Media Hicksi	—	—	365	148
Taxus (other)	—	—	596	157
Thuja Elegantissima	—	—	206	336
Thuja Little Gem	—	—	199	4
Thuja Pyramidalis	150	1,850	6,987	4,314
Thuja Pyr. Rosenthali	—	1,075	1,155	2,029
Thuja Umbraculifera	—	—	10	—
Thuja Warreana	—	550	971	2,131
Thuja Woodwardi	—	—	1,128	1,646
Thuja (other)	2,000	—	5,407	2,218
Tsuga (Hemlock)	—	—	305	200
Others	—	1,000	2,700	2,500
Totals	9,801	29,041	86,996	65,101
Grand totals			96,797	94,142

**TABLE 14. Shipments of Ornamental Nursery Stock, 1962 and 1963
BRITISH COLUMBIA - Continued**

Description	Liners		Other sizes	
	1962	1963	1962	1963
	number			
Deciduous shrubs				
Abelia	-	-	154	52
Althea (Hibiscus)	-	-	36	50
Althea (Rose of Sharon)	-	-	186	8
Amygdalus	-	-	125	10
Amorpha	-	-	35	-
Azaleas	7,700	-	3,641	3,354
Berberis Thumbergi	2,100	-	2,985	705
Berberis T. Atrop	-	2,100	3,393	3,271
Berberis (other)	150	-	345	441
Buddleia	-	-	419	108
Caryopteris	-	-	64	23
Calycanthus	-	-	35	-
Caragana	-	-	2,721	3,000
Chaenomeles (Cydonia)	-	-	334	162
Cornus Elegantissima	-	-	946	688
Cornus (other)	2,000	2,000	2,735	695
Corylus	-	-	142	15
Cotoneaster	2,610	150	22,384	22,766
Deutzia	-	-	901	143
Erica (Heather)	-	600	5,962	29,699
Forsythia	2,000	-	21,106	434
Halesia	-	-	35	14
Hydrangea Arb. Ster	-	-	616	834
Hydrangea P.G.	2,000	-	886	606
Hydrangea (other)	-	-	610	106
Hypericum	-	8,000	1,547	1,545
Kalmia	-	-	375	308
Kerria	10	-	212	42
Kolkwitzia	-	-	170	77
Laburnum	10	-	647	479
Lavendula (Lavender)	-	-	2,357	2,177
Ligustrum Amurense	-	-	1,081	1,209
Ligustrum (other)	-	-	4,616	2,800
Lonicera	2,000	2,000	558	100
Philadelphus Cor. Aurea	-	-	46	32
Philadelphus Virg.	2,000	2,000	840	832
Philadelphus (other)	-	-	1,263	853
Physocarpus	-	-	30	-
Potentilla	2,100	2,000	962	782
Prunus Varieties	25	100	7,182	3,503
Rhodotypos	-	-	-	2
Rhus	-	-	308	154
Ribes	-	-	2,097	1,861
Robinia	-	-	-	2
Sambucus	-	-	1,684	1,648
Spirea Anthony Waterer	-	-	609	45
Spirea Froebell	2,000	2,000	563	456
Spirea Van Houttei	2,150	2,000	4,160	3,668
Spirea (other)	-	-	1,304	661
Syringa	-	1,000	1,393	976
Tamarix	2,000	2,000	286	129
Ulmus (Chinese Elm)	-	500	3,575	4,590
Viburnum	-	-	1,339	531
Weigelia	-	-	1,104	571
Others	4,000	-	5,362	83,544
Totals	34,855	26,450	116,466	180,761
Grand totals			151,321	207,211

**TABLE 14. Shipments of Ornamental Nursery Stock, 1962 and 1963
BRITISH COLUMBIA - Continued**

Description	Seedlings and liners		Other sizes	
	1962	1963	1962	1963
	number			
Ornamental trees				
Acer Platanoides	—	—	525	240
Acer Schwedleri	—	—	87	—
Acer Crimson King	10	—	1,300	505
Acer Palmatum Var.	—	—	4,866	174
Acer (Silver Maple)	—	—	904	608
Acer (Sugar Maple)	—	—	82	90
Acer Weiri	—	—	197	15
Acer Negundo	—	—	296	560
Acer (other)	3	—	455	288
Betula (White Birch)	—	—	4,097	3,073
Betula Laciniata (C.L.W.B.)	—	—	9,914	2,419
Betula (other)	—	—	739	47
Catalpa Bungei	—	—	44	—
Catalpa Speciosa	—	—	192	72
Cercidiphyllum (Katsura T.)	—	—	31	1
Cercis (Judas Tree)	—	—	39	1
Crataegus	—	600	2,061	685
Fagus (Beech)	—	—	249	61
Fraxinus (Ash)	—	—	859	389
Ginkgo Biloba	—	15	127	13
Gleditsia (Honey Locust)	—	—	544	—
Juglans	—	—	87	35
Liriodendron (Tulip Tree)	—	—	305	43
Magnolia	—	—	1,030	113
Malus	—	—	3,813	3,503
Morus (Mulberry)	—	—	31	10
Platanus	—	—	202	15
Populus (Carolina)	—	—	536	651
Populus (Lombardy)	—	—	1,826	794
Populus (other)	—	—	517	465
Prunus	—	600	2,138	3,348
Quercus (Oak)	—	—	361	103
Salix (Golden W. Willow)	—	—	2,032	462
Sorbus (Mountain Ash)	—	—	2,403	2,257
Tilia (Basswood)	—	—	80	39
Ulmus (Chinese Elm)	—	—	2,952	540
Ulmus (Elm)	—	—	5,140	115
Others	—	—	364	2,029
Totals	13	1,215	51,425	23,763
Grand totals			51,438	24,978
Broad-leaved evergreens				
Andromeda (Pieris)	600	—	927	1,584
Azaleas	7,000	4,100	3,583	3,619
Berberis	—	—	938	901
Buxus	40	—	3,580	1,604
Cotoneaster	2,500	—	1,351	1,254
Daphne	—	50	1,082	860
Euonymus	—	—	698	383
Hedera	—	—	3,368	69
Ilex	—	500	812	566
Mahonia	—	—	468	609
Pachistima	—	—	44	—
Pachysandra	—	300	2,768	1,757
Pieris	—	—	571	135
Pyracantha	50	100	1,181	902
Rhododendron	3,000	2,000	2,886	3,578
Viburnum	—	—	572	221
Vinca	2,000	2,500	5,294	7,030
Yucca	—	—	728	551
Others	2,000	570	2,387	60,181
Totals	17,190	10,120	33,238	85,804
Grand totals			50,428	95,924

**TABLE 14. Shipments of Ornamental Nursery Stock, 1962 and 1963
BRITISH COLUMBIA - Concluded**

Description	Seedlings and liners		Other sizes	
	1962	1963	1962	1963
	number			
Vines and creepers				
Ampelopsis	-	-	531	672
Aristolochia	-	-	64	16
Bignonia	-	-	36	3
Celastrus	-	-	39	32
Clematis	-	-	1,496	804
Hedera	-	-	410	1,003
Lonicera	-	-	409	217
Polygonum	-	-	143	28
Wistaria	-	-	442	240
Others	-	-	309	10
Totals	-	-	3,879	3,025
Grand totals			3,879	3,025
Roses (shrub or bush)				
Climbers			13,284	7,952
Hybrid Teas			31,587	57,677
Multifloras			3,500	700
Perpetuals			2,100	7,100
Polyanthas and Floribundas			37,003	9,850
Rugosas and Briars			7,008	3,000
Others			-	-
Totals			94,482	86,279
Roses (on standards)				
Hybrid Teas			625	4,186
Totals			625	4,186
Percentage of ornamental nursery stock sold for fall delivery			984.0	761.0
Percentage of ornamental nursery stock sold for spring delivery			1,816.0	1,739.0
Area in ornamental nursery stock to the nearest acre			218.1	153.0
Value of sales at wholesale of ornamental stock for year ending December 31			390,675	277,589

TABLE 15. Shipments of Fruit Nursery Stock, 1962 and 1963
BRITISH COLUMBIA


Description	One year		Two years and up	
	1962	1963	1962	1962
number				
Apple trees on seedlings rootstocks				
Delicious Red	1,750	2,340	245	173
Delicious Golden	657	242	53	112
McIntosh Red	1,225	5,525	1,721	292
Spartan	2,440	2,000	991	185
Spy	13	—	27	512
Winesap	166	—	77	200
Yellow Transparent	1,174	445	435	251
Melba and Red Sport	1,800	—	100	202
Others	61,229	1,200	2,282	60
Totals	70,454	11,752	5,931	1,987
Grand totals			76,385	13,739
Apple trees on rootstock East Malling I and East Malling II				
Delicious Red	1,047	2,105	1,500	72
Delicious Golden	740	1,470	380	3
McIntosh Red	2,282	5,623	2,400	57
Melba and Red Sport	—	—	200	—
Spartan	2,095	4,700	1,265	180
Spy	—	—	55	—
Winesap	140	75	100	5
Yellow Transparent	465	—	365	20
Others	18,450	1,414	1,000	15
Totals	25,219	15,387	7,265	352
Grand totals			32,484	15,739
Apple trees on rootstock East Malling VII				
Delicious Red	1,387	1,100	908	50
Delicious Golden	594	500	861	171
McIntosh Red	2,924	1,600	1,467	360
Melba and Red Sport	—	—	300	115
Spartan	1,987	1,800	1,392	180
Spy	940	—	698	1,300
Winesap	24	—	268	5
Yellow Transparent	202	195	1,492	330
Others	26,521	4,702	6,587	53,290
Totals	34,579	9,897	13,973	55,801
Grand totals			48,552	65,698
Apple trees on rootstock East Malling IX				
Delicious Red	409	338	390	32
Delicious Golden	149	390	607	15
Melba and Red Sport	—	—	—	10
McIntosh Red	426	342	583	1,620
Spartan	136	268	564	25
Spy	29	—	60	10
Winesap	200	—	372	—
Yellow Transparent	142	90	379	48
Others	8,171	—	335	69
Totals	9,662	1,428	3,290	1,829
Grand totals			12,952	3,257

**TABLE 15. Shipments of Fruit Nursery Stock, 1962 and 1963
BRITISH COLUMBIA - Continued**

Description	One year		Two years and up	
	1962	1963	1962	1963
	number			
Apple trees on Malus Robusta No. 5				
McIntosh Red	-	-	250	250
Others	-	-	250	250
Totals	-	-	500	500
Apple trees on other rootstock				
Totals	-	11,100	-	2,255
Grand total			-	13,355
Peach trees				
Elberta	210	-	-	10
Golden Jubilee	474	240	1	141
Red Haven	713	1,020	368	26
Veteran and other varieties	2,923	3,850	807	1,306
Totals	4,320	5,110	1,176	1,483
Grand totals			5,496	6,593
Pear trees				
Anjou	2,472	2,739	650	538
Bartlett	4,371	4,622	2,312	1,129
Others	2,444	3,620	2,356	2,643
Totals	9,287	10,981	5,318	4,310
Grand totals			14,605	15,291
Plum trees				
Early Golden	-	-	10	-
Early Italian	869	1,250	660	109
Italian Prune	485	150	1,569	856
Stanley Prunes	-	-	-	506
Others	2,519	2,100	2,445	515
Totals	3,873	3,500	4,684	1,986
Grand totals			8,557	5,486
Nut trees				
Chestnut	-	-	-	18
Filbert	141	-	162	114
Walnut (English)	26	-	109	179
Others	16	-	14	-
Totals	183	-	285	311
Grand totals			468	311
Red raspberries				
Latham			8,500	20,300
Newburg			8,460	60,350
Viking			3,400	20,050
Others			7,400	1,712
Totals			32,760	102,412
Grand totals			32,760	102,412

TABLE 15. Shipments of Fruit Nursery Stock, 1962 and 1963
BRITISH COLUMBIA - Concluded

Description	One year		Two years and up	
	1962	1963	1962	1963
	number			
Cherry trees				
Bing	1, 290	1, 245	4, 104	1, 484
Black Tartarian	—	30	1	15
Lambert	3, 100	1, 451	2, 106	858
Montmorency	1, 021	482	472	230
Sam	1, 230	615	625	300
Van	1, 259	709	2, 824	526
Others	2, 385	2, 040	3, 181	2, 149
Totals	10, 285	6, 572	13, 313	5, 562
Grand totals			23, 598	12, 134
Quince trees	—	—	10	—
Dwarf pear trees	772	385	69	30
Nectarine trees	27	700	10	—
Apricot trees	1, 468	258	15	253
Other small fruit species and miscellaneous				
Black raspberries			273	35
Blackberry bushes			97	—
Gooseberry bushes			2, 192	376
Black currant bushes			3, 693	396
Red currant bushes			9, 921	372
Boysenberry bushes			2, 979	5
Loganberry bushes			4, 582	5
Other berry bushes			110, 136	—
Purple raspberries			36	—
Strawberries plants			943, 015	1, 021, 320
Asparagus roots			23, 204	18
Horseradish roots			165	15
Rhubarb roots			2, 937	231
Grape vines				
Catawba			5	—
Delaware			—	155
Elvira			10	—
Concord			571	50
Niagara			314	20
Agawam			—	—
Fredonia			922	58
Van Buren			53	10
Buffalo			25	65
Seibel 9110			136	—
Other French Hybrids			743	5
Others			88	95
Totals			2, 867	458
Grand totals			2, 867	458
Percentage of fruit nursery stock sold for fall delivery			428.0	263.0
Percentage of fruit nursery stock sold for spring delivery			1, 672.0	937.0
Area in fruit nursery stock to the nearest acre			108.5	70.2
Value of sales at wholesale of fruit nursery stock for year ending December 31			154, 040	121, 078



DATE DUE
DATE DE RETOUR

NOV 15 1985

LOWE-MARTIN No. 1137

STATISTICS CANADA LIBRARY
BIBLIOTHÈQUE STATISTIQUE CANADA



1010518624

[Faint, illegible text, possibly bleed-through from the reverse side of the page]