

23-208

DOMINION BUREAU
OF STATISTICS

JUL 7 1947

PROPERTY OF THE
LIBRARY.


CANADA
DOMINION BUREAU OF STATISTICS

FUR FARMING INDUSTRY
OF CANADA
1919

REPRINTED FROM THE
MONTHLY BULLETIN OF AGRICULTURAL STATISTICS
MARCH, 1921



OTTAWA
THOMAS MULVEY
PRINTER TO THE KING'S MOST EXCELLENT MAJESTY
1921



CANADA
DOMINION BUREAU OF STATISTICS

FUR FARMING INDUSTRY
OF CANADA
1919

REPRINTED FROM THE
MONTHLY BULLETIN OF AGRICULTURAL STATISTICS
MARCH, 1921



OTTAWA
THOMAS MULVEY
PRINTER TO THE KING'S MOST EXCELLENT MAJESTY
1921

THE FARMING INDUSTRY
OF CANADA

1910

FUR FARMING INDUSTRY OF CANADA, 1919

The raising of wild fur-bearing animals in captivity for the sake of their pelts has been carried on in Canada for many years; but it is only within the last decade that fur-farming may be said to have become one of the established industries of the country. In 1912 and 1913 the Dominion Commission of Conservation conducted an exhaustive inquiry into the history and possibilities of fur-farming in Canada, and the resulting data, published in 1913, gave an impetus to the industry.¹ The fox has proved the most suited to domestication, although success has been attained in a few instances in the raising of mink, skunk, raccoons and Karacule sheep.

The earliest authentic record of the raising of foxes in captivity comes from Prince Edward Island where, about forty years ago, a number of foxes were raised on a farm near Tignish. More lately, the industry has made rapid progress in that province, and in 1913 an enumeration by the Commissioner of Agriculture for Prince Edward Island showed 277 fox ranches with a total of 3,130 foxes.² Nova Scotia, New Brunswick and Quebec have also engaged largely in fox-farming, and the other provinces of the Dominion have done so to a smaller extent. The Prince Edward Island Silver Fox Breeders' Association was formed in 1915, and the Canadian Silver Fox Breeders' Association in 1920. The first international live silver fox exhibition was held in Montreal in November, 1920.

In 1919 the Dominion Bureau of Statistics began the annual collection of returns of fur farms, and detailed statistics of the industry for the whole of Canada are now available for the first time. Grateful acknowledgment is made of the courtesy of the provincial Game Departments and of the Dominion Commission of Conservation in furnishing the Bureau with lists of fur farmers.

The returns show that 424 fox farms, three mink farms and two raccoon farms were in operation in Canada in 1919. In addition to the mink raised on farms classed as "mink farms," these animals were also recorded from one fox farm in Nova Scotia and one in Ontario. The classification "fur farm" comprises farms devoted entirely to the raising of fur-bearing animals and parts of farms where the raising of fur-bearing animals is carried on as a branch of the general agricultural operations.

¹ *Fur Farming in Canada*. By J. WALTER JONES, B.A., B.S.A., Commission of Conservation, Ottawa, second edition, revised and enlarged, 1914.

² *Census and Statistics Monthly*, May, 1914 (Vol. 7, No. 60, p. 110).

The fur-bearing animals on the farms at the end of the year 1919 numbered 8,395, valued at \$3,201,338, comprising 7,181 silver foxes, value \$3,110,915; 852 patch foxes, value \$77,058; 275 red foxes, value \$11,345; one grey fox, value \$150; one blue fox, value \$120; 77 mink, value \$1,685 and 9 raccoons, value \$115. There were born in captivity, during the year 1919, 5,048 silver, 510 patch and 174 red foxes and 40 mink. The schedule for 1919 did not ask for the number of pups which died, but this information will be available for 1920. The number of silver pelts sold was 2,134, with a total value of \$501,973. This gives an average value of \$235 per pelt of silver fox. Patch fox pelts sold numbered 319, value \$21,526 (average value \$67) and red fox 164, value \$4,586 (average value \$28). One blue fox pelt was sold, value \$65; 56 mink, value \$1,030; and two raccoon, value \$30. The number of pelts sold in 1919 does not correspond with the number of animals killed for pelts, the sales for the year including some pelts carried over from the previous year, while the pelts of some animals killed in 1919 were not disposed of in that year.

With regard to organization, the returns show that 244 farms were operated by individuals, 87 by partnerships and 98 by joint stock companies. Returns were also received from five individuals, four partnerships and 18 joint stock companies owning foxes and boarding them at various farms.

Fox Farms:—Detailed statistics are given in Tables I to VIII.

Mink and Raccoon Farms:—In 1919, 38 mink were born on mink farms in Nova Scotia and two raccoons were born on raccoon farms in Quebec. Forty-seven mink pelts, valued at \$880, were sold from mink farms in Nova Scotia. On December 31, 1919, 61 mink, valued at \$1,365, were on mink farms in Nova Scotia and nine raccoons, valued at \$115, were on raccoon farms in Quebec. No animals were sold from mink and raccoon farms, and there were no paid employees on these farms.

The accompanying map has been prepared by the Natural Resources Intelligence Branch of the Interior Department from data furnished to the Bureau by the fur farmers in reply to the inquiry on the schedule which asked for the location of the fur farm.

R. H. COATS,

Dominion Statistician.

DOMINION BUREAU OF STATISTICS,

Ottawa, March 15, 1921.

1.—Number and Value of Fur Farms, 1919.

A.—FOX FARMS.

PROVINCE.	Number of farms.	VALUE OF PROPERTY.		
		Land and buildings.	Fur-bearing animals.	Total value.
		\$	\$	\$
Canada	424	919,130	3,199,908	4,119,038
Prince Edward Island.....	256	561,883	2,333,475	2,895,358
Nova Scotia.....	49	56,625	179,555	236,180
New Brunswick.....	20	62,066	234,375	296,441
Quebec.....	53	101,471	152,008	253,479
Ontario.....	10	5,016	36,475	41,491
Manitoba.....	1	75,894	185,800	261,694
Saskatchewan.....	1			
Alberta.....	11			
British Columbia.....	8			
Yukon Territory.....	15	11,850	24,535	36,385
		44,325	53,685	98,010

B.—MINK AND RACCOON FARMS.

Canada	5	1,100	1,480	2,580
Nova Scotia.....	3	(Mink) 450	1,365	1,815
Quebec.....	2	(Raccoon) 650	115	765

II.—Number and Wages of Persons Employed on Fox Fur Farms, 1919.

PROVINCE.	Employees.	Wages.	PROVINCE.	Employees.	Wages.
	No.	\$		No.	\$
Canada	254	153,021	Ontario.....	5	3,850
Prince Edward Isl'd.....	176	101,607	Manitoba.....	9	9,520
Nova Scotia.....	21	10,963	Saskatchewan.....		
New Brunswick.....	10	7,980	Alberta.....		
Quebec.....	23	13,176	British Columbia.....	3	720
			Yukon Territory.....	7	5,205

III.—Number of Animals Born on Fox Fur Farms, 1919.

PROVINCE.	Silver Foxes.	Patch Foxes.	Red Foxes.	Mink.
Canada	5,048	510	174	2
Prince Edward Island.....	3,885	188	55	-
Nova Scotia.....	272	100	36	2
New Brunswick.....	403	32	4	-
Quebec.....	214	117	62	-
Ontario.....	62	16	-	-
Manitoba.....	88	12	11	-
Saskatchewan.....				
Alberta.....				
British Columbia.....				
Yukon Territory.....	31	16	2	-
	93	29	4	-

VIII.—Number and Value of Animals on Fur Farms, December 31, 1919.

Province.	Silver Foxes.			Patch Foxes.			Red Foxes.			
	Adults.		Pups.	Adults.		Pups.	Adults.		Pups.	
	No.	\$	No.	\$	No.	\$	No.	\$	No.	\$
Canada.....	6,041	2,696,180	1,140	414,735	686	60,543	16,515	8,975	56	2,370
Prince Edward Island.....	4,488	1,961,220	913	332,915	271	26,045	9,045	3,340	22	910
Nova Scotia.....	268	122,655	109	41,445	137	9,325	3,690	1,690	10	260
New Brunswick.....	408	211,750	50	18,975	31	2,400	7,000	250	6	300
Quebec.....	317	126,230	27	10,100	124	10,888	17	1,505	14	700
Ontario.....	108	27,950	14	4,500	27	3,000	2	2,550	4	200
Manitoba.....										
Saskatchewan.....	278	181,550	2	300	36	3,640	-	310	-	-
Alberta.....	58	20,150	7	1,750	24	2,035	6	800	-	-
British Columbia.....	120	44,675	18	4,750	36	3,210	8	800	3	250
Yukon Territory.....										

VIII.—Number and Value of Animals on Fur Farms at date of December 31, 1919—concluded.

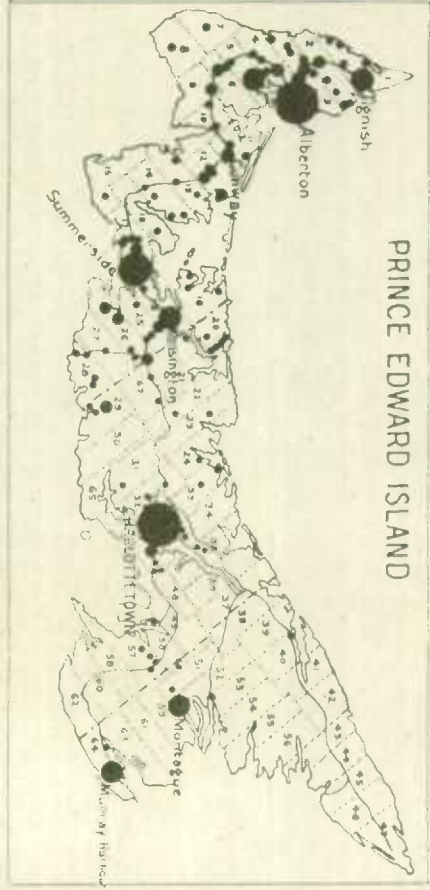
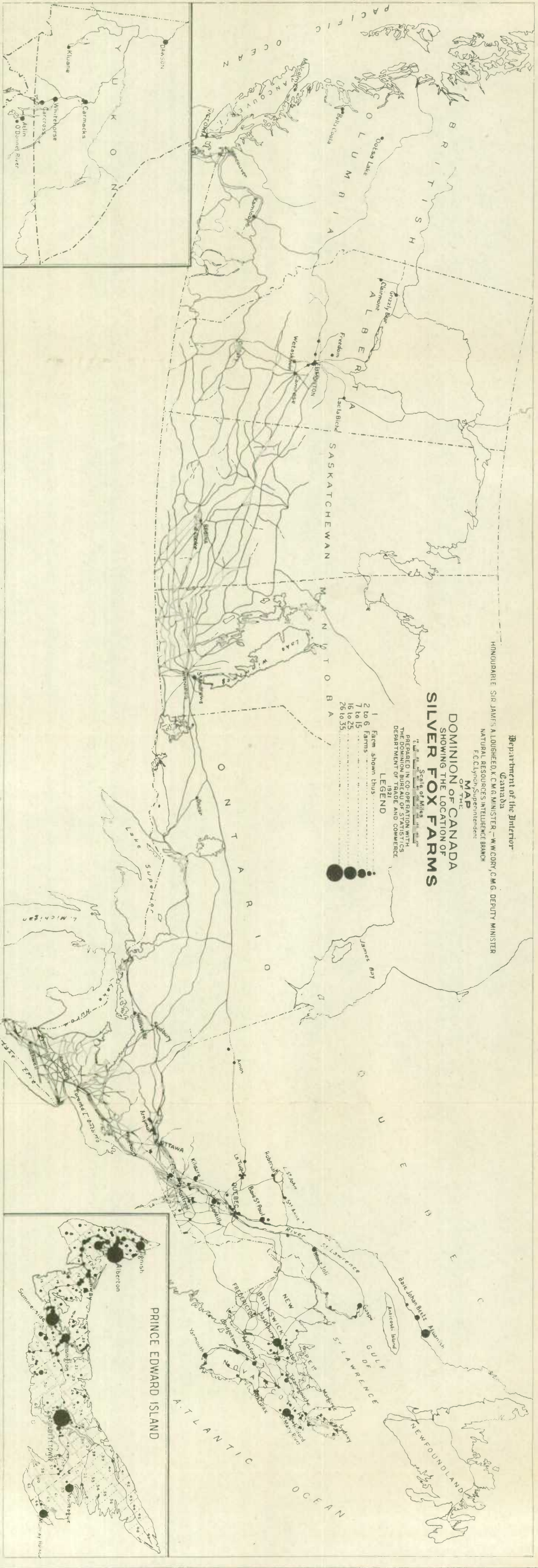
Province.	Blue Foxes.		Gray Foxes.		Mink.		Total Value of Animals on Fur Farms on Dec. 31, 1919.
	Adults.		Adults.		Kittens.		
	No.	\$	No.	\$	No.	\$	
Canada.....	1	120	150	300	1	20	3,199,908
Prince Edward Island.....	-	-	-	-	-	-	2,333,475
Nova Scotia.....	1	120	150	200	1	20	179,555
New Brunswick.....	-	-	-	-	-	-	234,375
Quebec.....	-	-	-	-	-	-	152,008
Ontario.....	-	-	-	100	-	-	36,475
Manitoba.....	-	-	-	-	-	-	-
Saskatchewan.....	-	-	-	-	-	-	185,800
Alberta.....	-	-	-	-	-	-	24,535
British Columbia.....	-	-	-	-	-	-	44,852
Yukon Territory.....	-	-	-	-	-	-	-

Department of the Interior
Canada
HONOURABLE SIR JAMES A. LOUGHEED, C.M.G. MINISTER - W. W. CORY, C.M.G. DEPUTY MINISTER
NATURAL RESOURCES INTELLIGENCE BRANCH
F. C. Clynch, Superintendent

DOMINION OF CANADA
SHOWING THE LOCATION OF
SILVER FOX FARMS
MAP

Scale of Miles
0 10 20 30 40 50
PREPARED IN CO-OPERATION WITH
THE DOMINION BUREAU OF STATISTICS
DEPARTMENT OF TRADE AND COMMERCE
1921

- LEGEND
- 1 Farm shown thus: ●
 - 2 to 6 Farms: ○
 - 7 to 15: ○
 - 16 to 25: ○
 - 26 to 35: ○



PRINCE EDWARD ISLAND

STATISTICS CANADA LIBRARY
BIBLIOTHÈQUE STATISTIQUE CANADA



1010780048