


C3
CATALOGUE No.
23-208
ANNUAL - ANNUEL



REPORT ON FUR FARMS

RAPPORT SUR LES FERMES À FOURRURE
1962

Published by Authority of
The Minister of Trade and Commerce

Publication autorisée par
le ministre du Commerce

DOMINION BUREAU OF STATISTICS
Agriculture Division
Livestock and Animal Products Section

BUREAU FÉDÉRAL DE LA STATISTIQUE
Division de l'Agriculture
Section du bétail et des produits animaux

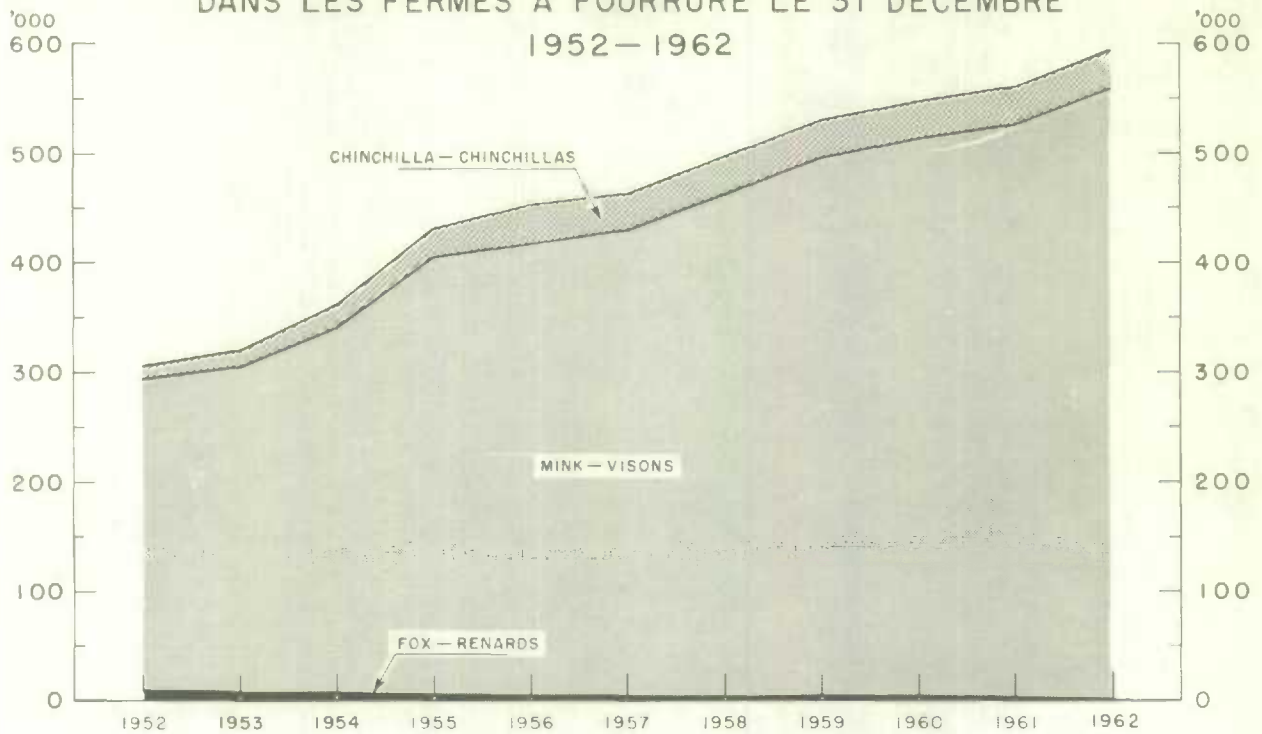
May - 1964 - Mai
5503-521

Price - Prix: 50 cents

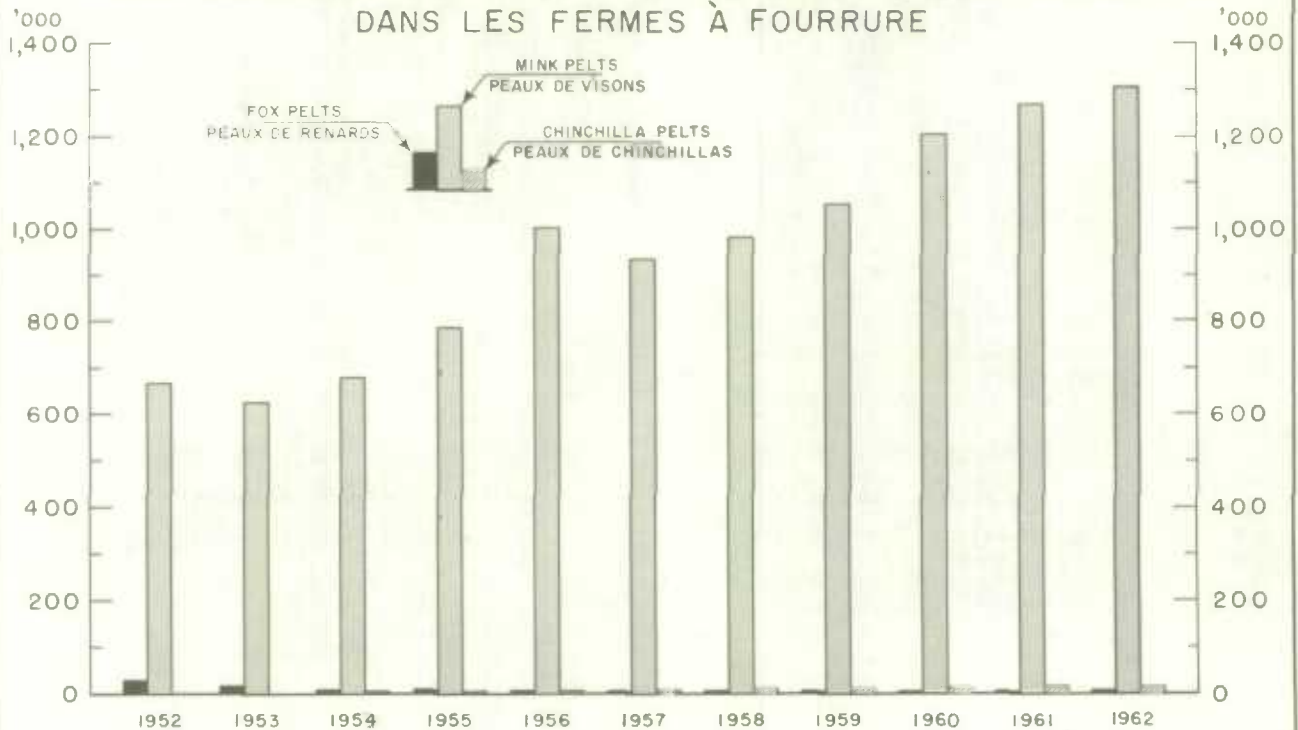
ROGER DUHAMEL, F.R.S.C.
Queen's Printer and Controller of Stationery
Ottawa

ROGER DUHAMEL, m.s.r.c.
Imprimeur de la Reine et Contrôleur de la Papeterie
Ottawa

FOX, MINK AND CHINCHILLA ON FUR FARMS AT DECEMBER 31
 RENARDS, VISIONS ET CHINCHILLAS
 DANS LES FERMES À FOURRURE LE 31 DÉCEMBRE
 1952-1962



FOX, MINK AND CHINCHILLA PELTS PRODUCED ON FUR FARMS
 PEAUX DE RENARDS, DE VISIONS ET DE CHINCHILLAS PRODUITES
 DANS LES FERMES À FOURRURE



REPORT ON FUR FARMS

RAPPORT SUR LES FERMES À FOURRURE

1962

The number of ranch-raised fur-bearing animals pelted in 1962 was 1,325,667 an increase of 2.9 per cent from the 1,288,157 pelted in 1961. The number pelted by species (1961 figures in brackets) were as follows: mink, 1,308,281 (1,271,449); fox, 1,647 (1,811); chinchilla, 11,869 (10,975); and nutria, 3,772 (3,884). The number of fur farms in Canada declined from 2,161 to 2,083.

The estimated value of mink, fox, chinchilla and nutria pelts produced increased to \$19,957,036 in 1962 from \$18,611,390 in 1961 with mink accounting for 99.1 per cent of the total value. Although 2.9 per cent more mink pelts were produced than in 1961 the total value increased by 7.3 per cent. Ontario was the leading province in the value of mink production with 384,473 pelts valued at \$5,733,213. It was followed by British Columbia with 293,469 pelts valued at \$4,477,486; Manitoba, 209,796 at \$3,097,349; Alberta, 156,189 at \$2,442,183; Quebec, 87,899 at \$1,305,434; Saskatchewan, 82,860 at \$1,259,789. The value of mink pelt production was less than one million dollars in each of the Atlantic Provinces and rank in the following order: Nova Scotia, Newfoundland, New Brunswick and Prince Edward Island.

Mink pelt production on fur farms by colour type was as follows: standard, 223,291 pelts valued at \$4,037,101; grey, 45,244 at \$589,983; dark blue, 97,975 at \$1,388,307; light blue, 255,367 at \$4,039,906; brown, 442,803 at \$6,168,246; beige, 177,388 at \$2,731,775; and white, 66,213 at \$825,014.

Imports of undressed pelts including persian lamb were valued at \$17,759,852 in 1962 compared to \$17,952,801 in 1961. Exports of undressed pelts amounted to \$25,545,910 in 1962 and \$23,948,634 in 1961.

It should be noted that while great effort is made to obtain replies from all fur farms to make this report an annual census of the industry, it is not possible to achieve this objective in full for all provinces or for all the various species of animals kept on fur farms. Mink and fox farms are licensed in all provinces except Prince Edward Island and New Brunswick and provincial departments provide a complete mailing list based on licenses issued. Chinchilla producers are not licensed in Prince Edward Island, New Brunswick, Ontario and Manitoba. The coverage of chinchilla farms was increased in 1962 through listings obtained from other sources. There is evidence to indicate that nutria production has expanded in Ontario but since nutria producers are not licensed by the province it has been difficult to obtain a complete list. Concentrated effort resulted in a

L'élevage des animaux à fourrures en 1962 a donné 1,325,667 peaux, soit une augmentation de 2.9 p. 100 sur les 1,288,157 de 1961. Voici le nombre de peaux par espèce en 1962 (chiffres de 1961 entre parenthèses): vison, 1,308,281 (1,271,449); renard, 1,647 (1,811); chinchilla, 11,869 (10,975); et nutria, 3,772 (3,884). Le nombre de fermes à fourrure au Canada a baissé de 2,161 à 2,083.

La valeur estimative des peaux de visons, de renards, de chinchillas et de nutrias a augmenté à \$19,957,036 en 1962, au regard de \$18,611,390 en 1961, le vison représentant 99.1 p. 100 de la valeur totale. Bien que la production de visons ait été de 2.9 p. 100 plus élevée qu'en 1961, sa valeur totale a augmenté de 7.3 p. 100. L'Ontario occupe le premier rang quant à la valeur de la production de vison (384,473 peaux valent \$5,733,213). Viennent ensuite la Colombie-Britannique (293,469, \$4,477,486); le Manitoba (209,796, \$3,097,349); l'Alberta (156,189, \$2,442,183); le Québec (87,899, \$1,305,434); la Saskatchewan (82,860, \$1,259,789). La valeur des peaux de visons atteint moins d'un million de dollars dans chacune des provinces de l'Atlantique, qui se classent ainsi qu'il suit: Nouvelle-Écosse, Terre-Neuve, Nouveau-Brunswick et l'Île-du-Prince-Édouard.

La production de peaux de visons dans les fermes à fourrure, suivant la couleur, est la suivante: standard, 223,291 (\$4,037,101); gris, 45,244 (\$589,983); bleu foncé, 97,975 (\$1,388,307); bleu pâle, 255,367 (\$4,039,906); brun, 442,803 (\$6,168,246); beige, 177,388 (\$2,731,775); et blanc, 66,213 (\$825,014).

Les importations de peaux non apprêtées, y compris le mouton de Perse, étaient évaluées à \$17,759,852 en 1962, au regard de \$17,952,801 en 1961. Les exportations ont atteint \$25,545,910 en 1962, et \$23,948,634 en 1961.

Il faut noter qu'en dépit de vigoureux efforts en vue d'obtenir des réponses de toutes les fermes à fourrure pour que le présent rapport constitue un recensement annuel de l'industrie, il n'est pas possible d'atteindre cet objectif intégralement dans toutes les provinces, ni pour toutes les diverses espèces d'animaux élevés dans les fermes à fourrure. Toute les provinces, sauf l'Île-du-Prince-Édouard et le Nouveau-Brunswick, accordent des permis aux fermes de visons et de renards, et les ministères provinciaux fournissent une liste postale complète fondée sur le nombre de permis délivrés. L'Île-du-Prince-Édouard, le Nouveau-Brunswick, l'Ontario et le Manitoba n'accordent pas de permis aux producteurs de chinchillas. Le nombre de fermes de chinchillas a été augmenté en 1962 d'après les listes obtenues d'autres sources. La production de nutrias se serait accrue en Ontario, selon certaines indications, mais comme la province

better coverage in 1962 and there should be a further substantial improvement in the coverage of nutria in Ontario in 1963.

Formerly, average values of mink pelts produced were calculated from reports submitted in sample surveys. However, for 1962 it was suggested that price per pelt data should be obtained from "Canada Mink Breeders" because they handle the bulk of the mink pelts produced in Canada. After consultation with provincial officials this suggestion was adopted despite the fact that the data available is for Canada as a whole and does not show differences between provinces. Selling commissions and association fees have been deducted from the prices provided for 1962. As in the past average values of chinchilla pelts were obtained from a sample survey. Because sufficient information was not available to establish fox and nutria prices they were estimated at \$10.00 and \$2.00 per pelt respectively in order to arrive at a value of total pelt production.

No information is provided in this report for fur bearing animals other than mink, fox, chinchilla and nutria. Although some farms reported fisher, marten, skunk, etc. the number pelted was insignificant and the coverage is probably far from complete.

n'accorde pas de permis pour leur production, il a été difficile d'obtenir des listes complètes de producteurs. Des efforts concentrés ont permis d'étendre le champ d'application de cette statistique en 1962, et l'on s'attend que les données visant la production de nutrias en Ontario en 1963 s'accroîtront sensiblement.

Jusqu'ici la valeur moyenne des peaux se calculait d'après les rapports obtenus aux enquêtes fragmentaires annuelles. Toutefois, pour l'année 1962, il a été proposé que les prix, la peau, soient obtenus de l'Association canadienne d'éleveurs de visons, vu qu'elle dispose du gros de la production de peaux de visons au Canada. Après avoir consulté les autorités provinciales, la proposition a été agréée, même si les données disponibles s'appliquent au Canada entier et n'indiquent pas les différences entre les provinces. La commission du vendeur et les cotisations aux associations ont été déduites des prix de 1962. Comme cela s'est fait jusqu'ici, les prix moyens des peaux de chinchillas ont été obtenus au moyen d'une enquête fragmentaire. Les renseignements obtenus n'ayant pas été suffisants pour qu'on puisse établir les prix du renard et du nutria, ils ont été évalués à \$10 et \$2 la peau, respectivement, afin d'obtenir la valeur totale de la production de pelleteries.

Le présent rapport ne contient pas de renseignements sur les animaux à fourrures autres que le vison, le renard, le chinchilla et le nutria. Bien que certaines fermes aient déclaré élever le pécan, la martre, la moufette, etc., le nombre de peaux était insignifiant et la liste est peut-être loin d'être complète.

SYMBOLS

The interpretation of the symbols used in the tables throughout this publication is as follows:

- .. figures not available.
- ... figures not applicable.
- nil zero
- less than 3 farms reporting, data included in totals for Canada.

SIGNES CONVENTIONNELS

Signification des signes utilisés dans les tableaux de la présente publication:

- .. nombres indisponibles.
- ... n'ayant pas lieu de figurer.
- néant ou zéro
- moins de 3 fermes faisant rapport; les chiffres dans ceux du Canada entier.

TABLE 1. Supply and Disposition of Fur-bearing Animals on Fur Farms, 1961 and 1962

TABLEAU 1. Approvisionnement et distribution d'animaux à fourrure sur les fermes à fourrure par province, 1961 et 1962

| | Mink - Vison | | Fox - Renard | | Chinchilla | | Nutria | | Total | |
|--|--------------------|---------|--------------------|------|------------|--------|--------|-------|---------|---------|
| | 1961 | 1962 | 1961 | 1962 | 1961 | 1962 | 1961 | 1962 | 1961 | 1962 |
| | number - nombre | | | | | | | | | |
| Newfoundland - Terre-Neuve: | | | | | | | | | | |
| On farms at January 1 - Dans les fermes le 1er janvier | 14,521 | 13,583 | - | - | - | - | - | - | 14,521 | 13,583 |
| Bought or taken as boarders - Achetés ou pris en pension | 1,475 | 699 | - | - | - | - | - | - | 1,475 | 699 |
| Born - Nés | 35,521 | 33,179 | - | - | - | - | - | - | 35,521 | 33,179 |
| Sold alive and boarders removed - Vendus vivants et pensionnaires rendus | 1,202 | 2,040 | - | - | - | - | - | - | 1,202 | 2,040 |
| Died or escaped (not pelted) - Morts ou échappés (Non écorchés) | 1,960 | 2,304 | - | - | - | - | - | - | 1,960 | 2,304 |
| Pelting - Écorchés | 34,772 | 29,654 | - | - | - | - | - | - | 34,772 | 29,654 |
| On farms at December 31 - Dans les fermes, le 31 décembre | 13,583 | 13,463 | - | - | - | - | - | - | 13,583 | 13,463 |
| Prince Edward Island - Île-du-Prince-Édouard: | | | | | | | | | | |
| On farms at January 1 - Dans les fermes le 1er janvier | 1,722 | 1,248 | 248 | 181 | -- | -- | -- | -- | 1,970 | 1,429 |
| Bought or taken as boarders - Achetés ou pris en pension | 11 | 18 | 25 | 4 | -- | -- | -- | -- | 36 | 22 |
| Born - Nés | 3,601 | 2,960 | 308 | 195 | -- | -- | -- | -- | 3,909 | 3,155 |
| Sold alive and boarders removed - Vendus vivants et pensionnaires rendus | 144 | 4 | 30 | 5 | -- | -- | -- | -- | 174 | 9 |
| Died or escaped (not pelted) - Morts ou échappés (non écorchés) | 189 | 207 | 6 | 8 | -- | -- | -- | -- | 195 | 215 |
| Pelting - Écorchés | 3,753 | 2,721 | 364 | 230 | -- | -- | -- | -- | 4,117 | 2,951 |
| On farms at December 31 - Dans les fermes, le 31 décembre | 1,248 | 1,294 | 181 | 137 | -- | -- | -- | -- | 1,429 | 1,431 |
| Nova Scotia - Nouvelle-Écosse: | | | | | | | | | | |
| On farms at January 1 - Dans les fermes le 1er janvier | 23,033 | 25,280 | -- | -- | 698 | 772 | -- | -- | 23,731 | 26,052 |
| Bought or taken as boarders - Achetés ou pris en pension | 1,614 | 1,755 | -- | -- | 23 | 9 | -- | -- | 1,637 | 1,764 |
| Born - Nés | 57,424 | 63,590 | -- | -- | 487 | 500 | -- | -- | 57,911 | 64,090 |
| Sold alive and boarders removed - Vendus vivants et pensionnaires rendus | 1,077 | 1,876 | -- | -- | 37 | 46 | -- | -- | 1,114 | 1,922 |
| Died or escaped (not pelted) - Morts ou échappés (non écorchés) | 2,855 | 4,262 | -- | -- | 177 | 216 | -- | -- | 3,032 | 4,478 |
| Pelting - Écorchés | 52,859 | 56,118 | -- | -- | 222 | 259 | -- | -- | 53,081 | 56,377 |
| On farms at December 31 - Dans les fermes, le 31 décembre | 25,280 | 28,369 | -- | -- | 772 | 760 | -- | -- | 26,052 | 29,129 |
| New Brunswick - Nouveau-Brunswick: | | | | | | | | | | |
| On farms at January 1 - Dans les fermes le 1er janvier | 1,991 | 2,313 | 178 | 234 | 709 | 868 | - | - | 2,878 | 3,415 |
| Bought or taken as boarders - Achetés ou pris en pension | 132 | 163 | 79 | 5 | 96 | 148 | - | - | 307 | 316 |
| Born - Nés | 4,770 | 5,566 | 288 | 297 | 425 | 591 | - | - | 5,483 | 6,454 |
| Sold alive and boarders removed - Vendus vivants et pensionnaires rendus | 3 | 21 | 10 | 6 | 111 | 196 | - | - | 124 | 223 |
| Died or escaped (not pelted) - Morts ou échappés (non écorchés) | 336 | 562 | 45 | 20 | 156 | 256 | - | - | 537 | 838 |
| Pelting - Écorchés | 4,241 | 5,102 | 256 | 404 | 276 | 310 | - | - | 4,773 | 5,616 |
| On farms at December 31 - Dans les fermes, le 31 décembre | 2,313 | 2,357 | 234 | 106 | 687 | 845 | - | - | 3,234 | 3,308 |
| Québec: | | | | | | | | | | |
| On farms at January 1 - Dans les fermes le 1er janvier | 33,296 | 35,940 | 223 | 136 | 8,195 | 7,313 | 3,491 | 1,574 | 45,205 | 44,963 |
| Bought or taken as boarders - Achetés ou pris en pension | 2,175 | 2,732 | - | - | 3,177 | 1,801 | 152 | 159 | 5,504 | 4,692 |
| Born - Nés | 80,971 | 92,962 | 225 | 153 | 4,045 | 4,143 | 1,523 | 554 | 86,764 | 97,812 |
| Sold alive and boarders removed - Vendus vivants et pensionnaires rendus | 1,589 | 2,040 | 5 | - | 3,192 | 1,897 | 1,200 | 159 | 5,986 | 4,096 |
| Died or escaped (not pelted) - Morts ou échappés (non écorchés) | 3,990 | 4,980 | 39 | 21 | 2,641 | 2,213 | 842 | 982 | 7,512 | 8,196 |
| Pelting - Écorchés | 74,923 | 87,899 | 268 | 217 | 2,271 | 2,259 | 1,550 | 443 | 79,012 | 90,818 |
| On farms at December 31 - Dans les fermes, le 31 décembre | 35,940 | 36,715 | 136 | 51 | 7,313 | 6,888 | 1,574 | 703 | 44,963 | 44,357 |
| Ontario: | | | | | | | | | | |
| On farms at January 1 - Dans les fermes le 1er janvier | 155,730 | 164,901 | 690 | 543 | 8,126 | 9,268 | 1,768 | 5,275 | 166,314 | 179,987 |
| Bought or taken as boarders - Achetés ou pris en pension | 8,275 | 7,217 | 5 | 1 | 1,090 | 941 | 339 | 389 | 9,709 | 8,548 |
| Born - Nés | 412,069 | 418,719 | 685 | 572 | 4,738 | 7,148 | 3,086 | 3,428 | 420,578 | 429,867 |
| Sold alive and boarders removed - Vendus vivants et pensionnaires rendus | 9,658 | 11,191 | 8 | 2 | 863 | 950 | 309 | 702 | 10,838 | 12,845 |
| Died or escaped (not pelted) - Morts ou échappés (non écorchés) | 14,111 | 17,833 | 73 | 66 | 1,883 | 2,402 | 624 | 1,001 | 16,691 | 21,302 |
| Pelting - Écorchés | 388,981 | 384,473 | 746 | 603 | 3,033 | 3,260 | 1,307 | 2,725 | 394,067 | 391,061 |
| On farms at December 31 - Dans les fermes, le 31 décembre | 163,324 | 177,340 | 553 | 445 | 8,175 | 10,745 | 2,953 | 4,664 | 175,005 | 193,194 |

TABLE 1. Supply and Disposition of Fur-bearing Animals on Fur Farms, 1961 and 1962 - Concluded

TABLEAU 1. Approvisionnement et distribution d'animaux à fourrure sur les fermes à fourrure par province, 1961 et 1962 - fin

| | Mink — Vison | | Fox — Renard | | Chinchilla | | Nutria | | Total | |
|--|--------------------|-----------|--------------------|-------|------------|--------|--------|-------|-----------|-----------|
| | 1961 | 1962 | 1961 | 1962 | 1961 | 1962 | 1961 | 1962 | 1961 | 1962 |
| | number — nombre | | | | | | | | | |
| Manitoba: | | | | | | | | | | |
| On farms at January 1 — Dans les fermes le 1er janvier | 81,249 | 75,748 | 60 | 46 | 203 | 279 | -- | -- | 81,512 | 76,073 |
| Bought or taken as boarders — Achetés ou pris en pension | 4,627 | 3,406 | 4 | -- | 15 | 35 | -- | -- | 4,646 | 3,441 |
| Born — Nés | 214,592 | 224,405 | 16 | 16 | 168 | 256 | -- | -- | 214,776 | 224,677 |
| Sold alive and boarders removed — Vendus vivants et pensionnaires rendus | 3,537 | 2,188 | 1 | -- | 7 | 1 | -- | -- | 3,545 | 2,189 |
| Died or escaped (not pelted) — Morts ou échappés (non écorchés) | 12,996 | 11,740 | 5 | 4 | 60 | 87 | -- | -- | 13,061 | 11,831 |
| Pelting — Écorchés | 208,187 | 209,796 | 28 | 22 | 70 | 102 | -- | -- | 208,285 | 209,920 |
| On farms at December 31 — Dans les fermes, le 31 décembre | 75,748 | 79,835 | 46 | 36 | 249 | 380 | -- | -- | 76,043 | 80,251 |
| Saskatchewan: | | | | | | | | | | |
| On farms at January 1 — Dans les fermes le 1er janvier | 31,883 | 32,523 | -- | -- | 2,154 | 2,278 | 73 | 132 | 34,110 | 34,933 |
| Bought or taken as boarders — Achetés ou pris en pension | 1,339 | 1,708 | -- | -- | 16 | 33 | 30 | -- | 1,385 | 1,741 |
| Born — Nés | 87,990 | 92,378 | -- | -- | 1,342 | 1,004 | 91 | 69 | 89,423 | 93,451 |
| Sold alive and boarders removed — Vendus vivants et pensionnaires rendus | 992 | 3,400 | -- | -- | 168 | 297 | 21 | 23 | 1,181 | 3,720 |
| Died or escaped (not pelted) — Morts ou échappés (non écorchés) | 6,678 | 6,332 | -- | -- | 638 | 400 | 29 | 28 | 7,345 | 6,760 |
| Pelting — Écorchés | 81,019 | 82,860 | -- | -- | 546 | 741 | 5 | 3 | 81,570 | 83,604 |
| On farms at December 31 — Dans les fermes, le 31 décembre | 32,523 | 34,017 | -- | -- | 2,160 | 1,877 | 139 | 147 | 34,829 | 36,043 |
| Alberta: | | | | | | | | | | |
| On farms at January 1 — Dans les fermes le 1er janvier | 62,889 | 57,276 | 67 | 62 | 3,179 | 3,112 | 236 | 333 | 66,371 | 60,783 |
| Bought or taken as boarders — Achetés ou pris en pension | 1,112 | 502 | 1 | 6 | 389 | 160 | 34 | 6 | 1,536 | 674 |
| Born — Nés | 157,654 | 171,074 | 48 | 57 | 1,987 | 2,104 | 225 | 144 | 159,914 | 173,379 |
| Sold alive and boarders removed — Vendus vivants et pensionnaires rendus | 1,849 | 508 | -- | -- | 737 | 421 | 18 | 38 | 2,604 | 967 |
| Died or escaped (not pelted) — Morts ou échappés (non écorchés) | 9,893 | 5,986 | 5 | 18 | 667 | 466 | 41 | 31 | 10,606 | 6,501 |
| Pelting — Écorchés | 152,637 | 156,189 | 49 | 63 | 1,039 | 1,464 | 103 | 287 | 153,828 | 158,003 |
| On farms at December 31 — Dans les fermes, le 31 décembre | 57,276 | 66,169 | 62 | 44 | 3,112 | 3,025 | 333 | 127 | 60,783 | 69,365 |
| British Columbia — Colombie-Britannique: | | | | | | | | | | |
| On farms at January 1 — Dans les fermes le 1er janvier | 106,990 | 112,950 | -- | 12 | 10,003 | 11,333 | 1,346 | 431 | 118,339 | 124,726 |
| Bought or taken as boarders — Achetés ou pris en pension | 6,906 | 5,214 | -- | 26 | 1,437 | 1,905 | 256 | 11 | 8,599 | 7,156 |
| Born — Nés | 292,939 | 317,362 | -- | 25 | 7,033 | 6,882 | 990 | 304 | 300,962 | 324,573 |
| Sold alive and boarders removed — Vendus vivants et pensionnaires rendus | 5,168 | 7,249 | -- | -- | 1,619 | 2,977 | 423 | 112 | 7,210 | 10,338 |
| Died or escaped (not pelted) — Morts ou échappés (non écorchés) | 18,640 | 17,321 | -- | -- | 2,774 | 2,559 | 827 | 105 | 22,241 | 19,985 |
| Pelting — Écorchés | 270,077 | 293,469 | -- | 24 | 3,518 | 3,474 | 908 | 314 | 274,503 | 297,281 |
| On farms at December 31 — Dans les fermes, le 31 décembre | 112,950 | 117,487 | -- | 39 | 10,562 | 11,110 | 434 | 215 | 123,946 | 128,851 |
| Canada: | | | | | | | | | | |
| On farms at January 1 — Dans les fermes le 1er janvier | 513,304 | 521,762 | 1,569 | 1,268 | 33,267 | 35,223 | 7,066 | 7,745 | 555,286 | 566,214 |
| Bought or taken as boarders — Achetés ou pris en pension | 27,666 | 23,414 | 114 | 52 | 6,243 | 5,032 | 811 | 565 | 34,836 | 29,063 |
| Born — Nés | 1,347,531 | 1,422,195 | 1,651 | 1,381 | 20,225 | 22,628 | 6,006 | 4,499 | 1,375,533 | 1,450,785 |
| Sold alive and boarders removed — Vendus vivants et pensionnaires rendus | 25,219 | 30,517 | 56 | 13 | 6,734 | 6,785 | 1,971 | 1,034 | 33,982 | 38,361 |
| Died or escaped (not pelted) — Morts ou échappés (non écorchés) | 71,648 | 71,527 | 189 | 158 | 8,996 | 8,599 | 2,487 | 2,147 | 83,326 | 82,475 |
| Pelting — Écorchés | 1,271,449 | 1,308,281 | 1,811 | 1,647 | 10,975 | 11,869 | 3,884 | 3,772 | 1,288,157 | 1,325,667 |
| On farms at December 31 — Dans les fermes, le 31 décembre | 520,185 | 557,046 | 1,278 | 883 | 33,030 | 35,630 | 5,541 | 5,856 | 560,190 | 599,559 |

TABLE 2. Number and Value of Pelts Produced, by Province, 1961 and 1962
 TABLEAU 2. Nombre et valeur des peaux produites, par province, 1961 et 1962

| | | Mink — Vison | | Fox ¹ — Renard ¹ | | Chinchilla ² | |
|--|-------------|---------------------|------------|--|------------|-------------------------|------------|
| | | 1961 | 1962 | 1961 | 1962 | 1961 | 1962 |
| Newfoundland — Terre-Neuve | No. — nomb. | 34,772 | 29,654 | — | — | — | — |
| | \$ | 486,311 | 442,962 | — | — | — | — |
| Prince Edward Island — Île-du-Prince-Édouard | No. — nomb. | 3,753 | 2,721 | 364 | 230 | -- | -- |
| | \$ | 62,435 | 40,849 | 3,640 | 2,300 | -- | -- |
| Nova Scotia — Nouvelle-Écosse | No. — nomb. | 52,859 | 56,118 | -- | -- | 158 | 249 |
| | \$ | 762,647 | 900,193 | -- | -- | 2,130 | 3,461 |
| New Brunswick — Nouveau-Brunswick | No. — nomb. | 4,241 | 5,102 | 256 | 404 | 265 | 287 |
| | \$ | 55,167 | 80,874 | 2,560 | 4,040 | 4,068 | 4,021 |
| Québec | No. — nomb. | 74,923 | 87,899 | 268 | 217 | 2,212 | 2,148 |
| | \$ | 974,200 | 1,305,434 | 2,680 | 2,170 | 23,890 | 26,914 |
| Ontario | No. — nomb. | 388,981 | 384,473 | 746 | 603 | 2,903 | 3,029 |
| | \$ | 5,689,643 | 5,733,213 | 7,460 | 6,030 | 43,284 | 41,528 |
| Manitoba | No. — nomb. | 208,187 | 209,796 | 28 | 22 | 64 | 98 |
| | \$ | 2,797,683 | 3,097,349 | 280 | 220 | 863 | 1,473 |
| Saskatchewan | No. — nomb. | 81,019 | 82,860 | -- | -- | 534 | 712 |
| | \$ | 1,128,256 | 1,259,789 | -- | -- | 7,188 | 9,996 |
| Alberta | No. — nomb. | 152,637 | 156,189 | 49 | 63 | 1,039 | 1,372 |
| | \$ | 2,388,568 | 2,442,183 | 490 | 630 | 16,468 | 19,263 |
| British Columbia — Colombie-Britannique | No. — nomb. | 270,077 | 293,469 | -- | 24 | 3,384 | 3,376 |
| | \$ | 4,091,627 | 4,477,486 | -- | 240 | 50,726 | 45,407 |
| Canada | No. — nomb. | 1,271,449 | 1,308,281 | 1,811 | 1,647 | 10,559 | 11,268 |
| | \$ | 18,436,537 | 19,780,332 | 18,110 | 16,470 | 148,617 | 152,063 |
| | | Nutria ³ | | Total | | | |
| | | 1961 | 1962 | 1961 | 1962 | 1961 | 1962 |
| Newfoundland — Terre-Neuve | No. — nomb. | — | — | — | 34,772 | — | 29,654 |
| | \$ | — | — | — | 486,311 | — | 442,962 |
| Prince Edward Island — Île-du-Prince-Édouard | No. — nomb. | — | — | — | 4,117 | — | 2,951 |
| | \$ | — | — | — | 66,075 | — | 43,149 |
| Nova Scotia — Nouvelle-Écosse | No. — nomb. | -- | -- | -- | 53,017 | -- | 56,367 |
| | \$ | -- | -- | -- | 764,777 | -- | 903,654 |
| New Brunswick — Nouveau-Brunswick | No. — nomb. | — | — | — | 4,762 | — | 5,793 |
| | \$ | — | — | — | 61,795 | — | 88,935 |
| Québec | No. — nomb. | 1,550 | 443 | — | 78,953 | — | 90,707 |
| | \$ | 3,100 | 886 | — | 1,003,870 | — | 1,335,404 |
| Ontario | No. — nomb. | 1,307 | 2,725 | — | 393,937 | — | 390,830 |
| | \$ | 2,614 | 5,450 | — | 5,743,001 | — | 5,786,221 |
| Manitoba | No. — nomb. | -- | — | — | 208,279 | — | 209,916 |
| | \$ | -- | — | — | 2,798,826 | — | 3,099,042 |
| Saskatchewan | No. — nomb. | 5 | 3 | — | 81,556 | — | 83,575 |
| | \$ | 10 | 6 | — | 1,135,454 | — | 1,269,791 |
| Alberta | No. — nomb. | 103 | 287 | — | 153,828 | — | 157,911 |
| | \$ | 206 | 574 | — | 2,405,732 | — | 2,462,650 |
| British Columbia — Colombie-Britannique | No. — nomb. | 908 | 314 | — | 274,369 | — | 297,183 |
| | \$ | 1,816 | 626 | — | 4,144,160 | — | 4,523,761 |
| Canada | No. — nomb. | 3,884 | 3,772 | — | 1,287,741 | — | 1,325,066 |
| | \$ | 7,768 | 7,544 | — | 18,611,390 | — | 19,957,036 |

¹ Estimated at \$10.00 per pelt.
² Not including rejects.
³ Estimated at \$2.00 per pelt.

¹ Évalué à \$10 la peau.
² Ne comprend pas les rejets.
³ Évalué à \$2 la peau.

TABLE 3. Number and Value of Mink Pelts Produced, by Colour Type and by Province, 1961 and 1962

TABLEAU 3. Nombre et valeur de peaux de visons produites, par couleur et par province, 1961 et 1962

| | Standard | | Grey — Gris | | Dark blue — Bleu foncé | | Light blue — Bleu pâle | |
|---|--------------------|--------------------|--------------------|--------------------|------------------------------|--------------------|------------------------------|---------------------|
| | 1961 | 1962 | 1961 | 1962 | 1961 | 1962 | 1961 | 1962 |
| Newfoundland — Terre-Neuve No. — nomb. | 4, 198 | 4, 087 | 1, 564 | 1, 443 | 700 | 206 | 4, 683 | 4, 390 |
| \$ | 46, 934 | 73, 893 | 22, 396 | 18, 817 | 10, 500 | 2, 919 | 74, 179 | 69, 450 |
| Prince Edward Island — Île-du-Prince-Édouard No. — nomb. | 748 | 417 | 144 | 40 | 147 | 40 | 102 | 54 |
| \$ | 10, 061 | 7, 539 | 2, 088 | 522 | 2, 205 | 567 | 1, 930 | 854 |
| Nova Scotia — Nouvelle-Écosse No. — nomb. | 24, 974 | 26, 615 | 6, 836 | 6, 495 | 1, 279 | 823 | 4, 436 | 4, 178 |
| \$ | 362, 872 | 481, 199 | 101, 036 | 84, 695 | 17, 215 | 11, 662 | 75, 146 | 66, 096 |
| New Brunswick — Nouveau-Brunswick No. — nomb. | 1, 782 | 1, 549 | 321 | 441 | 51 | 13 | 536 | 991 |
| \$ | 20, 190 | 28, 006 | 4, 012 | 5, 751 | 612 | 184 | 8, 576 | 15, 678 |
| Québec No. — nomb. | 11, 070 | 12, 358 | 1, 291 | 1, 229 | 3, 992 | 5, 750 | 6, 463 | 11, 349 |
| \$ | 140, 921 | 223, 433 | 15, 815 | 16, 026 | 60, 359 | 81, 478 | 100, 694 | 179, 541 |
| Ontario No. — nomb. | 59, 258 | 53, 947 | 13, 073 | 16, 405 | 20, 447 | 25, 456 | 49, 898 | 58, 464 |
| \$ | 917, 314 | 975, 362 | 185, 375 | 213, 921 | 331, 037 | 360, 712 | 777, 411 | 924, 900 |
| Manitoba No. — nomb. | 23, 108 | 18, 039 | 4, 164 | 4, 113 | 14, 365 | 19, 442 | 46, 218 | 58, 041 |
| \$ | 320, 970 | 326, 145 | 49, 968 | 53, 634 | 210, 447 | 275, 493 | 698, 816 | 918, 209 |
| Saskatchewan No. — nomb. | 14, 690 | 13, 222 | 3, 148 | 2, 748 | 4, 361 | 5, 856 | 15, 415 | 17, 905 |
| \$ | 172, 167 | 239, 054 | 37, 241 | 35, 834 | 59, 528 | 82, 980 | 270, 996 | 283, 257 |
| Alberta No. — nomb. | 40, 708 | 46, 855 | 3, 694 | 3, 608 | 4, 589 | 5, 139 | 25, 856 | 28, 099 |
| \$ | 646, 850 | 847, 138 | 46, 951 | 47, 048 | 66, 678 | 72, 820 | 457, 910 | 444, 526 |
| British Columbia — Colombie-Britannique No. — nomb. | 48, 581 | 46, 202 | 9, 725 | 8, 722 | 28, 508 | 35, 250 | 56, 745 | 71, 896 |
| \$ | 801, 101 | 835, 332 | 119, 812 | 113, 735 | 471, 522 | 499, 492 | 919, 269 | 1, 137, 395 |
| Canada No. — nomb. | 229, 117 | 223, 291 | 43, 960 | 45, 244 | 78, 439 | 97, 975 | 210, 352 | 255, 367 |
| \$ | 3, 439, 380 | 4, 037, 101 | 584, 694 | 589, 983 | 1, 230, 103 | 1, 388, 307 | 3, 384, 927 | 4, 039, 906 |
| | Brown — Brun | | Beige | | White — Blanc | | Total | |
| | 1961 | 1962 | 1961 | 1962 | 1961 | 1962 | 1961 | 1962 |
| Newfoundland — Terre-Neuve No. — nomb. | 19, 049 | 14, 585 | 4, 019 | 4, 464 | 559 | 479 | 34, 772 | 29, 654 |
| \$ | 266, 876 | 203, 169 | 58, 718 | 68, 746 | 6, 708 | 5, 968 | 486, 311 | 442, 962 |
| Prince Edward Island — Île-du-Prince-Édouard No. — nomb. | 1, 479 | 1, 165 | 1, 037 | 880 | 96 | 105 | 3, 753 | 2, 721 |
| \$ | 21, 978 | 16, 507 | 23, 021 | 13, 552 | 1, 152 | 1, 308 | 62, 435 | 40, 849 |
| Nova Scotia — Nouvelle-Écosse No. — nomb. | 11, 010 | 11, 857 | 2, 863 | 5, 015 | 1, 461 | 1, 135 | 52, 859 | 56, 118 |
| \$ | 143, 020 | 165, 168 | 44, 920 | 77, 231 | 18, 438 | 14, 142 | 762, 647 | 900, 193 |
| New Brunswick — Nouveau-Brunswick No. — nomb. | 291 | 440 | 1, 030 | 1, 477 | 230 | 191 | 4, 241 | 5, 102 |
| \$ | 3, 783 | 6, 129 | 15, 450 | 22, 746 | 2, 544 | 2, 380 | 55, 167 | 80, 874 |
| Québec No. — nomb. | 46, 978 | 49, 655 | 3, 445 | 6, 493 | 1, 684 | 1, 065 | 74, 923 | 87, 899 |
| \$ | 582, 997 | 691, 694 | 52, 364 | 99, 992 | 21, 050 | 13, 270 | 974, 200 | 1, 305, 434 |
| Ontario No. — nomb. | 197, 453 | 175, 219 | 33, 898 | 45, 048 | 14, 954 | 9, 934 | 388, 981 | 384, 473 |
| \$ | 2, 628, 099 | 2, 440, 801 | 641, 350 | 693, 739 | 209, 057 | 123, 778 | 5, 689, 643 | 5, 733, 213 |
| Manitoba No. — nomb. | 71, 200 | 54, 771 | 15, 822 | 24, 064 | 33, 310 | 31, 326 | 208, 187 | 209, 796 |
| \$ | 833, 040 | 762, 960 | 283, 056 | 370, 586 | 401, 386 | 390, 322 | 2, 797, 683 | 3, 097, 349 |
| Saskatchewan No. — nomb. | 25, 698 | 20, 530 | 11, 670 | 17, 380 | 6, 037 | 5, 219 | 81, 019 | 82, 860 |
| \$ | 325, 337 | 285, 983 | 191, 388 | 267, 652 | 71, 599 | 65, 029 | 1, 128, 256 | 1, 259, 789 |
| Alberta No. — nomb. | 39, 623 | 34, 659 | 20, 930 | 26, 021 | 17, 237 | 11, 808 | 152, 637 | 156, 189 |
| \$ | 521, 835 | 482, 800 | 437, 018 | 400, 723 | 211, 326 | 147, 128 | 2, 388, 568 | 2, 442, 183 |
| British Columbia — Colombie-Britannique No. — nomb. | 84, 312 | 79, 902 | 33, 399 | 46, 546 | 8, 807 | 4, 951 | 270, 077 | 293, 469 |
| \$ | 1, 108, 703 | 1, 113, 035 | 563, 775 | 716, 808 | 107, 445 | 61, 689 | 4, 091, 627 | 4, 477, 486 |
| Canada No. — nomb. | 497, 093 | 442, 803 | 128, 113 | 177, 388 | 84, 375 | 66, 213 | 1, 271, 449 | 1, 308, 281 |
| \$ | 6, 435, 668 | 6, 168, 246 | 2, 311, 060 | 2, 731, 775 | 1, 050, 705 | 825, 014 | 18, 436, 537 | 19, 780, 332 |

TABLE 4. Number of Fox Pelts Produced, by Type, by Province¹ with Estimated Total Values, Canada, 1961 and 1962

TABLEAU 4. Nombre de peaux de renards produites selon la variété, par province¹ et valeur estimative de celles-ci, au Canada, 1961 et 1962

| | Blue Bleu | | Platinum Platine | | Silver Argenté | | Unspecified Non spécifié | | Total | | |
|--|-----------------|-----------|---------------------|------------|-------------------|------------|-----------------------------|-----------|--------------|--------------|--------|
| | 1961 | 1962 | 1961 | 1962 | 1961 | 1962 | 1961 | 1962 | 1961 | 1962 | |
| | number — nombre | | | | | | | | | | |
| Prince Edward Island — Île-du-Prince-Édouard | 1 | — | 69 | 42 | 294 | 188 | — | — | 364 | 230 | |
| New Brunswick — Nouveau Brunswick | — | — | 92 | 269 | 164 | 133 | — | 2 | 256 | 404 | |
| Québec | 2 | 2 | 85 | 109 | 181 | 104 | — | 2 | 268 | 217 | |
| Ontario | 95 | 65 | 304 | 322 | 344 | 215 | 3 | 1 | 746 | 603 | |
| Manitoba | 1 | 1 | 4 | 1 | 23 | 20 | — | — | 28 | 22 | |
| Alberta | .. | .. | .. | .. | .. | .. | .. | .. | 49 | 63 | |
| British Columbia | -- | — | -- | — | -- | 24 | -- | — | -- | 24 | |
| Canada | 99 | 69 | 564 | 748 | 1,095 | 753 | 3 | 14 | 1,811 | 1,647 | |
| | \$ | 990 | 690 | 5,640 | 7,480 | 10,950 | 7,530 | 30 | 140 | 18,110 | 16,470 |

¹ Data for provinces not listed are included in Canada totals but are not reported separately because there are less than 3 farms in each of these provinces.

¹ Les chiffres des provinces non mentionnées figurent dans le total national: ils ne sont pas signalés vu qu'il s'agit de moins de trois établissements dans chacune de ces provinces.

TABLE 5. Number of Fur Farms and Number Reporting Specified Animals, by Province, 1961 and 1962

TABLEAU 5. Nombre de fermes à fourrure et nombre de fermes fournissant des déclarations par espèce d'animaux, par province, 1961 et 1962

| | Total fur farms — Fermes à fourrure | | Farms reporting — Fermes à fourrure faisant rapport | | | | | | | |
|--|---|--------------|---|--------------|--------------------|-----------|------------|------------|------------|------------|
| | | | Mink — Vison | | Fox — Renard | | Chinchilla | | Nutria | |
| | 1961 | 1962 | 1961 | 1962 | 1961 | 1962 | 1961 | 1962 | 1961 | 1962 |
| | number — nombre | | | | | | | | | |
| Newfoundland — Terre-Neuve | 37 | 35 | 37 | 35 | — | — | — | — | — | — |
| Prince Edward Island — Île-du-Prince-Édouard | 15 | 15 | 6 | 7 | 12 | 11 | 1 | 1 | — | — |
| Nova Scotia — Nouvelle-Écosse | 115 | 106 | 96 | 90 | 2 | 2 | 18 | 14 | 2 | 2 |
| New Brunswick — Nouveau Brunswick | 36 | 31 | 11 | 10 | 8 | 6 | 17 | 15 | — | — |
| Québec | 232 | 182 | 87 | 79 | 10 | 7 | 78 | 62 | 55 | 27 |
| Ontario | 652 | 721 | 496 | 496 | 16 | 15 | 111 | 154 | 31 | 70 |
| Manitoba | 211 | 207 | 209 | 200 | 6 | 5 | 4 | 7 | 2 | — |
| Saskatchewan | 137 | 141 | 115 | 122 | 2 | 1 | 17 | 19 | 5 | 3 |
| Alberta | 308 | 265 | 236 | 208 | 4 | 3 | 61 | 55 | 10 | 4 |
| British Columbia — Colombie-Britannique | 418 | 380 | 274 | 256 | 1 | 3 | 132 | 143 | 14 | 9 |
| Canada | 2,161 | 2,083 | 1,567 | 1,503 | 61 | 53 | 439 | 468 | 119 | 115 |

TABLE 6. Farms Reporting Mink, classified by Number Reported at December 31, 1961 and 1962

TABLEAU 6. Fermes déclarant des visons, classées selon le nombre de visons, au 31 décembre, 1961 et 1962

| | Total | | 1-49 mink — Visons | | 50-99 mink — Visons | | 100-499 mink — Visons | | 500 mink and over — Visons et plus | |
|---|------------------|-------|-----------------------------|------|------------------------------|------|--------------------------------|------|---|------|
| | 1961 | 1962 | 1961 | 1962 | 1961 | 1962 | 1961 | 1962 | 1961 | 1962 |
| | number -- nombre | | | | | | | | | |
| Newfoundland -- Terre-Neuve | 37 | 35 | 6 | 8 | 5 | 1 | 16 | 16 | 10 | 10 |
| Prince Edward Island -- Île-du-Prince-Édouard | 6 | 7 | 1 | 2 | 1 | 1 | 3 | 3 | 1 | 1 |
| Nova Scotia -- Nouvelle-Écosse | 96 | 90 | 30 | 15 | 12 | 17 | 40 | 41 | 14 | 17 |
| New Brunswick -- Nouveau Brunswick | 11 | 10 | 3 | 2 | 2 | 3 | 5 | 4 | 1 | 1 |
| Québec | 87 | 79 | 20 | 14 | 9 | 3 | 31 | 36 | 27 | 26 |
| Ontario | 496 | 496 | 121 | 105 | 72 | 69 | 200 | 212 | 103 | 110 |
| Manitoba | 209 | 200 | 27 | 19 | 27 | 26 | 101 | 95 | 54 | 60 |
| Saskatchewan | 115 | 122 | 13 | 17 | 17 | 21 | 66 | 64 | 19 | 20 |
| Alberta | 236 | 208 | 40 | 19 | 31 | 26 | 151 | 143 | 14 | 20 |
| British Columbia -- Colombie-Britannique | 274 | 256 | 22 | 10 | 22 | 24 | 155 | 136 | 75 | 86 |
| Canada | 1,567 | 1,503 | 283 | 211 | 198 | 191 | 768 | 750 | 318 | 351 |

TABLE 7. Farms Reporting Foxes, classified by Number Reported at December 31, 1961 and 1962

TABLEAU 7. Fermes déclarant des renards, classées selon le nombre de renards au 31 décembre 1961 et 1962

| | Total | | 1-49 foxes — Renards | | 50-99 foxes — Renards | | 100 foxes and over — Renards et plus | | |
|---|------------------|------|-------------------------------|------|--------------------------------|------|---|------|---|
| | 1961 | 1962 | 1961 | 1962 | 1961 | 1962 | 1961 | 1962 | |
| | number -- nombre | | | | | | | | |
| Newfoundland -- Terre-Neuve | — | — | — | — | — | — | — | — | — |
| Prince Edward Island -- Île-du-Prince-Édouard | 12 | 11 | 12 | 11 | — | — | — | — | |
| Nova Scotia -- Nouvelle-Écosse | 2 | 2 | 2 | 2 | — | — | — | — | |
| New Brunswick -- Nouveau-Brunswick | 8 | 6 | 6 | 6 | 2 | — | — | — | |
| Québec | 10 | 7 | 9 | 7 | 1 | — | — | — | |
| Ontario | 16 | 15 | 14 | 13 | 1 | 1 | 1 | 1 | |
| Manitoba | 6 | 5 | 6 | 5 | — | — | — | — | |
| Saskatchewan | 2 | 1 | 2 | 1 | — | — | — | — | |
| Alberta | 4 | 3 | 4 | 3 | — | — | — | — | |
| British Columbia -- Colombie-Britannique | 1 | 3 | 1 | 3 | — | — | — | — | |
| Canada | 61 | 53 | 56 | 51 | 4 | 1 | 1 | 1 | |

TABLE 8. Number and value of mink and fox pelts produced on fur farms 1919 - 1962

TABLEAU 8. Nombre et valeur de peaux de visons et de renards produites sur les fermes à fourrure 1919 - 1962

| | Mink - Vison | | | | Fox - Renard | | | |
|------------|-----------------------|----------------------|--|--|-----------------------|----------------------|--|--|
| | Number — Nombre | Value — Valeur | Average value — Valeur moyenne | Number of farms at Dec. 31 — Nombre de fermes au 31 déc. | Number — Nombre | Value — Valeur | Average value — Valeur moyenne | Number of farms at Dec. 31 — Nombre de fermes au 31 déc. |
| | | \$ | \$ | | | \$ | \$ | |
| 1919 | 47 | 880 | 18.72 | 3 | 2,618 | 528,150 | 201.74 | 424 |
| 1920 | 45 | 735 | 16.33 | 6 | 2,425 | 387,600 | 159.84 | 578 |
| 1921 | 91 | 962 | 10.57 | 12 | 4,671 | 624,128 | 133.62 | 775 |
| 1922 | 74 | 723 | 9.77 | 13 | 5,661 | 596,378 | 105.35 | 977 |
| 1923 | 85 | 773 | 9.09 | 12 | 8,983 | 857,765 | 95.49 | 1,179 |
| 1924 | 38 | 329 | 8.68 | 30 | 7,074 | 662,747 | 93.69 | 1,466 |
| 1925 | 132 | 1,888 | 14.30 | 60 | 10,718 | 778,794 | 72.66 | 2,130 |
| 1926 | 141 | 2,044 | 14.50 | 95 | 16,034 | 1,221,992 | 76.21 | 2,523 |
| 1927 | 297 | 4,546 | 15.31 | 163 | 23,284 | 2,145,605 | 92.15 | 3,067 |
| 1928 | 423 | 8,916 | 21.08 | 268 | 23,400 | 2,368,208 | 101.21 | 3,631 |
| 1929 | 693 | 12,471 | 18.00 | 476 | 28,745 | 2,276,104 | 79.18 | 4,493 |
| 1930 | 3,284 | 34,538 | 10.52 | 793 | 64,098 | 3,044,453 | 47.50 | 5,070 |
| 1931 | 19,035 | 99,033 | 5.20 | 795 | 101,933 | 2,954,458 | 28.98 | 5,201 |
| 1932 | 19,772 | 87,604 | 4.43 | 645 | 106,225 | 2,945,702 | 27.73 | 5,221 |
| 1933 | 17,661 | 127,241 | 7.20 | 577 | 103,664 | 3,569,584 | 34.43 | 5,507 |
| 1934 | 17,622 | 145,680 | 8.27 | 624 | 110,712 | 3,805,022 | 34.37 | 6,083 |
| 1935 | 30,558 | 323,263 | 10.58 | 636 | 134,926 | 4,536,129 | 33.62 | 6,632 |
| 1936 | 40,844 | 652,940 | 15.99 | 912 | 167,928 | 5,039,357 | 30.01 | 7,057 |
| 1937 | 54,819 | 681,475 | 12.43 | 1,426 | 200,399 | 5,087,354 | 25.39 | 7,601 |
| 1938 | 105,292 | 1,156,062 | 10.98 | 2,222 | 234,259 | 4,586,771 | 19.58 | 8,073 |
| 1939 | 170,296 | 1,390,724 | 8.17 | 3,333 | 240,827 | 3,804,149 | 15.80 | 7,060 |
| 1940 | 229,202 | 2,208,567 | 9.64 | 3,284 | 190,198 | 3,395,453 | 17.85 | 6,282 |
| 1941 | 177,741 | 1,888,189 | 10.62 | 3,171 | 126,797 | 2,908,423 | 22.94 | 5,686 |
| 1942 | 350,087 | 2,793,573 | 7.98 | 2,525 | 175,544 | 3,942,086 | 22.46 | 5,768 |
| 1943 | 250,762 | 3,823,656 | 15.25 | 2,266 | 156,850 | 5,124,187 | 32.67 | 5,024 |
| 1944 | 212,068 | 3,684,243 | 18.32 | 2,282 | 133,387 | 4,348,732 | 32.60 | 4,467 |
| 1945 | 255,968 | 5,505,272 | 21.51 | 2,720 | 148,273 | 4,767,677 | 32.15 | 4,245 |
| 1946 | 213,810 | 3,571,314 | 16.70 | 3,579 | 126,414 | 3,210,908 | 25.40 | 3,729 |
| 1947 | 581,447 | 8,780,456 | 15.10 | 3,757 | 175,663 | 2,932,377 | 18.69 | 2,733 |
| 1948 | 497,646 | 5,875,376 | 11.81 | 3,319 | 136,592 | 2,091,207 | 15.31 | 1,955 |
| 1949 | 645,887 | 7,820,747 | 12.11 | 2,798 | 74,438 | 972,958 | 13.07 | 1,342 |
| 1950 | 589,352 | 10,064,005 | 17.08 | 2,557 | 63,062 | 767,961 | 12.18 | 985 |
| 1951 | 618,939 | 10,875,371 | 17.57 | 2,324 | 43,786 | 537,207 | 12.27 | 609 |
| 1952 | 665,531 | 10,026,982 | 15.07 | 2,089 | 25,229 | 228,763 | 9.07 | 380 |
| 1953 | 622,358 | 10,097,794 | 16.22 | 1,894 | 10,784 | 82,252 | 7.63 | 278 |
| 1954 | 677,014 | 12,868,787 | 19.01 | 1,858 | 6,836 | 70,554 | 10.32 | 249 |
| 1955 | 786,760 | 15,787,520 | 20.07 | 1,912 | 7,238 | 66,070 | 9.13 | 189 |
| 1956 | 1,002,188 | 15,413,231 | 15.38 | 1,899 | 4,059 | 29,636 | 7.30 | 142 |
| 1957 | 936,283 | 15,346,004 | 16.39 | 1,752 | 1,874 | 15,097 | 8.06 | 103 |
| 1958 | 982,783 | 15,968,133 | 16.25 | 1,724 | 1,248 | 13,455 | 10.78 | 94 |
| 1959 | 1,053,857 | 18,698,209 | 17.74 | 1,661 | 1,183 | 14,689 | 12.42 | 84 |
| 1960 | 1,203,853 | 16,888,286 | 14.03 | 1,616 | 2,034 | 20,340 | 10.00 | 76 |
| 1961 | 1,271,449 | 18,436,537 | 14.50 | 1,567 | 1,811 | 18,110 | 10.00 | 61 |
| 1962 | 1,308,281 | 19,780,332 | 15.12 | 1,503 | 1,647 | 16,470 | 10.00 | 53 |



1010716244

TABLE 9. Imports of Furs and Fur-Bearing Animals, 1960-1962¹
TABLEAU 9. Importations de fourrures et d'animaux à fourrures, 1960-1962¹

| Kind - Espèces | 1960 | | 1961 | | 1962 | |
|---|------------------|-----------------------|------------------|-----------------------|------------------|-----------------------|
| | Number Nombre | Value Valeur \$ | Number Nombre | Value Valeur \$ | Number Nombre | Value Valeur \$ |
| Live animals - Animaux vivants: | | | | | | |
| Fox - Renard..... | - | - | - | - | - | - |
| Mink - Vison..... | 1,653 | 126,637 | 2,461 | 135,790 | 1,095 | 98,895 |
| Total..... | 1,653 | 126,637 | 2,461 | 135,790 | 1,095 | 98,895 |
| Undressed pelts - Peaux vertes: | | | | | | |
| China and Jap mink - Vison chinois ou japonais..... | 795,947 | 1,030,112 | 402,082 | 476,952 | 533,164 | 663,851 |
| Fox - Renard..... | 82,958 | 1,069,178 | 96,685 | 861,866 | 146,506 | 1,061,986 |
| Kolinsky..... | 191,060 | 449,173 | 259,495 | 483,215 | 246,196 | 386,111 |
| Marine animals - Animaux marins..... | - | - | - | - | - | - |
| Mink - Vison..... | 314,480 | 4,501,460 | 490,802 | 5,362,532 | 494,026 | 6,649,542 |
| Muskrat - Rat musqué..... | 1,947,697 | 2,078,342 | 1,327,380 | 1,249,792 | 1,256,145 | 1,417,581 |
| Persian lamb - Mouton de perse..... | 1,135,461 | 7,664,484 | 1,121,057 | 7,501,525 | 812,287 | 5,797,940 |
| Rabbit - Lapin..... | 166,329 | 82,751 | 131,383 | 76,073 | 211,127 | 106,564 |
| Raccoon - Raton laveur..... | 105,690 | 400,525 | 317,896 | 544,556 | 323,909 | 599,014 |
| Squirrel - Écureuil..... | 139,454 | 112,628 | 215,473 | 145,822 | 29,961 | 19,551 |
| Other, n.e.s. - Autres, n.d.a..... | 175,014 | 1,274,929 | 163,412 | 1,250,468 | 162,103 | 1,057,712 |
| Total..... | ... | 18,663,582 | ... | 17,952,801 | ... | 17,759,852 |

¹ Included in these imports of undressed pelts are re-exports valued at \$600,428 in 1960, \$557,227 in 1961 and \$552,210 in 1962.

¹ Ces importations de peaux brutes comprennent des réexportations évaluées à \$600,428 en 1960, \$557,227 en 1961 et \$552,210 en 1962.

TABLE 10. Exports of Furs and Fur-Bearing Animals, 1960-1962
TABLEAU 10. Exportations de fourrures et d'animaux à fourrures, 1960-1962

| Kind - Espèces | 1960 | | 1961 | | 1962 | |
|--|------------------|-----------------------|------------------|-----------------------|------------------|-----------------------|
| | Number Nombre | Value Valeur \$ | Number Nombre | Value Valeur \$ | Number Nombre | Value Valeur \$ |
| Live animals - Animaux vivants: | | | | | | |
| Fox - Renard..... | - | - | - | - | - | - |
| Mink - Vison..... | 1,292 | 67,233 | 2,089 | 131,535 | 802 | 49,733 |
| Other, n.e.s. - Autres, n.d.a..... | 10,446 | 181,408 | 12,983 | 273,629 | 18,070 | 314,021 |
| Total..... | 11,738 | 248,641 | 15,072 | 405,164 | 18,872 | 363,754 |
| Undressed pelts - Peaux vertes: | | | | | | |
| Beaver - Castor..... | 256,365 | 4,166,875 | 300,137 | 4,074,681 | 284,823 | 3,916,597 |
| Ermine (weasel) - Hermine (belette)..... | 256,379 | 308,891 | 196,036 | 191,213 | 135,610 | 145,818 |
| Fisher - Pékan..... | 6,105 | 118,446 | 5,629 | 73,280 | 5,839 | 90,311 |
| Fox - Renard..... | 73,777 | 1,150,315 | 75,700 | 943,975 | 99,994 | 1,072,500 |
| Lynx - Lynx (loup cervier)..... | 25,007 | 460,910 | 43,005 | 429,288 | 56,185 | 590,188 |
| Marten - Matre..... | 31,415 | 219,002 | 33,152 | 265,925 | 27,312 | 249,023 |
| Mink - Ranch-raised - Vison - Élevage..... | 646,227 | 11,718,822 | 906,125 | 13,808,368 | 905,803 | 14,976,044 |
| Wildlife - Chasse sauvage..... | 127,727 | 2,754,843 | 104,203 | 1,767,083 | 90,110 | 1,849,353 |
| Muskrat - Rat musqué..... | 759,669 | 685,628 | 1,266,343 | 1,020,614 | 932,698 | 919,303 |
| Otter - Loutre..... | 1,143 | 36,471 | 1,793 | 45,633 | 2,113 | 63,009 |
| Rabbit - Lapin..... | 235,313 | 124,477 | 228,439 | 144,536 | 209,362 | 134,518 |
| Raccoon - Raton laveur..... | 8,758 | 36,848 | 16,443 | 40,527 | 22,874 | 69,440 |
| Skunk - Mouffette..... | 1,618 | 2,750 | - | - | - | - |
| Squirrel - Écureuil..... | 1,930,958 | 942,375 | 1,965,222 | 786,597 | 1,715,507 | 662,838 |
| Wolf - Loup..... | 9,288 | 48,244 | - | - | - | - |
| Other, n.e.s. - Autres, n.d.a..... | .. | 318,817 | .. | 356,914 | .. | 806,967 |
| Total..... | ... | 23,160,714 | ... | 23,948,634 | ... | 25,545,910 |