


Published by Authority of the Hon. James A. MacKinnon, M.P.,
Minister of Trade and Commerce
DOMINION BUREAU OF STATISTICS, OTTAWA, CANADA
Fisheries and Animal Products Branch



Dominion Statistician: S. A. Cudmore, M.A. (Oxon.), F.S.S., F.R.S.C.
Chief, Fisheries and Animal Products Branch: F. A. Brown

PRODUCTION OF CONCENTRATED MILK, CANADA, AUGUST, 1942^x

Statistics of the production of concentrated milk in Canada in August, 1942, are based on returns from the 68 firms whose factories manufactured during the month any of the various items embraced in the classification of "Concentrated milk", i.e., condensed whole milk and condensed skim milk, evaporated whole milk and evaporated skim milk, whole milk powder and skim milk powder.

Production.- The manufacture of concentrated milk and by-products in August totalled 28,355,110 pounds, a decrease from the preceding month of 1,044,633 pounds or 4 per cent, but an increase over August, 1941 of 3,775,815 pounds or 15 per cent. The whole milk products account for 23,793,961 pounds and the by-products for 4,561,149 pounds.

Cumulative Production.- The combined production of all items of concentrated milk in the eight months ended August 31 was 186,971,245 pounds compared with 173,733,340 pounds in the corresponding period of 1941.


1. Concentrated Milk Production for August, 1942, with Comparative Statistics for July, 1942 and August, 1941.

Kind	August, 1942 Lb.	July, 1942 Lb.	August, 1941 Lb.
<u>Concentrated Whole Milk Products</u>			
Condensed whole milk (sweetened):			
Case goods	2,535,371	2,152,795	2,337,158
Bulk goods	569,300	219,089	555,507
Evaporated whole milk (unsweetened):			
Case goods	19,090,959	20,542,788	17,189,092
Bulk goods	315,534	288,959	203,882
Whole milk powder:			
Spray process	1,123,593	1,079,049	559,173
Roller process	159,204	205,336	375,375
Cream powder	-	2,142	-
TOTAL	23,793,961	24,490,158	21,220,187
<u>Concentrated Milk By-Products</u>			
Condensed skim milk	539,721	464,018	485,786
Evaporated skim milk	156,135	183,460	218,269
Skim milk powder:			
Spray process	1,419,709	1,531,721	1,755,636
Roller process	1,405,693	1,517,370	1,170,505
Sugar of milk	29,545	34,230	30,480
Buttermilk powder	622,478	694,900	425,064
Condensed buttermilk	83,851	123,691	177,837
Casein	304,017	360,195	140,164
TOTAL	4,561,149	4,909,585	4,403,741

2. The Butter-fat Equivalent of the Production of Concentrated Whole Milk, by Items, August, 1942, with Comparative Statistics for July, 1942, and August, 1941.

Butter fat in:	August, 1942 Lb.	July, 1942 Lb.	August, 1941 Lb.
<u>Concentrated Whole Milk Products</u>			
Condensed whole milk (sweetened):			
Case goods	202,830	172,224	186,973
Bulk goods	45,544	17,527	44,441
Evaporated whole milk (unsweetened):			
Case goods	1,527,277	1,643,423	1,375,127
Bulk goods	25,243	23,117	16,311
Whole milk powder:			
Spray process	292,134	280,553	145,385
Roller process	41,393	53,387	97,598
Cream powder	-	1,542	-
TOTAL	2,134,421	2,191,773	1,865,835

x See page 3 for factory sales of milk powders.



3. Cumulative Production of Concentrated Milk for the Eight Months Ended August 31, 1942, with Comparative Statistics for the Eight Months Ended August 31, 1941.

Kind	Eight Months Ended August 31	
	1942 Lb.	1941 Lb.
<u>Concentrated Whole Milk Products</u>		
Condensed whole milk (sweetened):		
Case goods	11,247,586	11,424,858
Bulk goods	4,397,755	3,717,245
Evaporated whole milk (unsweetened):		
Case goods	129,175,984	121,554,954
Bulk goods	1,715,502	1,339,452
Whole milk powder:		
Spray process	6,527,974	4,004,459
Roller process	1,683,198	1,984,238
Cream powder	2,142	9,079
TOTAL	154,750,141	144,034,285
<u>Concentrated Milk By-Products</u>		
Condensed skim milk	4,171,162	3,191,052
Evaporated skim milk	1,096,395	1,082,349
Skim milk powder:		
Spray process	9,934,932	11,299,820
Roller process	9,978,675	8,757,041
Sugar of milk	217,680	173,173
Buttermilk powder	3,683,074	3,161,297
Condensed buttermilk	1,068,591	1,072,848
Casein	2,070,595	961,475
TOTAL	32,221,104	29,699,055


4. Stocks (a) of Concentrated Milk in Cold Storages, Warehouses, and Dairy Factories September 1, 1942 with Comparative Statistics for August 1, 1942 and September 1, 1941.

Kind	September 1, 1942	August 1, 1942	September 1, 1941
	Lb. (b)	Lb.	Lb.
<u>Concentrated Whole Milk Products</u>			
Condensed whole milk	3,275,174	2,003,197	1,371,016
Evaporated whole milk	21,526,474(c)	20,731,894(c)	25,404,572
Whole milk powder:			
Spray process	1,927,673	1,750,198	760,636
Roller process	306,833	341,758	301,597
Total Whole Milk Products ..	27,036,154	24,827,047	27,837,821
<u>Concentrated Milk By-Products</u>			
Condensed skim milk	208,727	207,927	124,614
Evaporated skim milk			3,593
Skim milk powder:			
Spray process	1,396,502	1,372,476	1,422,179
Roller process in bags	917,709	675,426	540,998
Roller process in barrels	1,191,889	1,442,565	859,588
Buttermilk powder	234,766	223,918	363,181
Casein	848,701	744,971	245,360
Total Milk By-Products	4,798,294	4,667,283	3,559,413

(a) Owned and held by and/or for manufacturers.

(b) Agricultural Branch - Revised to date of September 22, 1942.

(c) In addition there were amounts held by wholesale grocers as follows: 11,222,440 lb. at date of September 1, 1942; and 12,020,435 lb. at date of August 1, 1942.



REPORT ON THE FACTORY SALES OF MILK POWDERS, CANADA, AUGUST, 1942.

The statistics of the present report are based on returns from the 48 manufacturers whose plants sold during the month any of the various kinds of milk powders and casein.

1. Sales of Milk Powders, August, 1942. (a)

Kind	Quantity sold	Total Value	Average price per lb. (b)
	Lb.	\$	cents
Whole milk powder (bulk goods):			
Spray process	369,330	123,671	33.49
Roller process	143,203	31,514	22.16
Buttermilk powder - roller process .	570,192	46,740	8.20
Skim milk powder (bulk goods):			
Spray process	1,302,923	159,932	12.27
Roller process for human consumption	957,695	97,412	10.17
Skim milk powder - roller process for animal consumption	373,568	31,864	8.53
Casein (acid)	346,519	34,216	23.35
Total value	-	525,349	-

2. Cumulative Sales of Milk Powders, January to August, 1942, inclusive.

Kind	Quantity sold	Total Value	Average price per lb. (b)
	Lb.	\$	cents
Whole milk powder (bulk goods):			
Spray process	2,066,867	664,226	32.14
Roller process	1,000,585	216,030	21.59
Buttermilk powder - roller process .	3,895,045	330,706	8.49
Skim milk powder (bulk goods):			
Spray process	8,218,851	965,376	11.75
Roller process for human consumption	6,755,315	655,337	9.70
Skim milk powder - roller process for animal consumption	2,649,269	228,868	8.64
Casein (acid)	1,478,935	339,607	22.96
Total value	-	3,400,150	-

3. Sales of Milk Powders, August, 1941.

Kind	Quantity sold	Total Value	Average price per lb. (b)
	Lb.	\$	cents
Whole milk powder (bulk goods):			
Spray process	132,102	40,617	30.75
Roller process	123,359	24,585	19.93
Buttermilk powder - roller process .	336,312	24,680	7.34
Skim milk powder (bulk goods):			
Spray process	1,381,509	151,193	10.94
Roller process for human consumption	667,560	55,069	8.25
Skim milk powder - roller process for animal consumption	526,937	39,222	7.44
Casein (acid)	208,724	30,133	14.44
Total value	-	365,499	-

(a) Comparative statistics for August, 1941, will be found in Table 3 below.

(b) Prices are based on goods as delivered.

STATISTICS CANADA LIBRARY
BIBLIOTHÈQUE STATISTIQUE CANADA



1010739854