

C.1



Published by Authority of the HON. W.D. EULER, M.P.,
Minister of Trade and Commerce

DOMINION BUREAU OF STATISTICS - CANADA
AGRICULTURAL BRANCH

Dominion Statistician:
Chief, Agricultural Branch:

R. E. Coats, LL.D., F.R.S.C., F.S.S. (Hon.)
T. W. Grindley, Ph.D.

CANADIAN MILLING STATISTICS

August, 1936.

Ottawa, Canada, October 8, 1936.- The Dominion Bureau of Statistics publishes, herewith, preliminary statistics of grains ground and products for August, 1936, with comparisons for the previous year, inventory for the month and wheat flour exports.

The daily capacity reporting for August, 1936 amounted to 93,347 barrels.

SUMMARY

During the month of August, 1936, 6,226,419 bushels of wheat were ground in Canadian mills compared with 5,230,795 bushels for the corresponding month of the previous year. With the exception of buckwheat, coarse grains were higher than for August, 1935.

Grains ground for the month of August, 1936 are shown in bushels with comparative figures for the same month of the previous year in brackets: Wheat 6,226,419 (5,230,795); Oats 1,076,262 (733,282); Corn 305,902 (229,976); Barley 82,099 (59,523); Buckwheat 4,299 (4,384); and Mixed Grain 976,864 (913,719).

Mill stocks of wheat on August 31, 1936 amounted to 8,901,850 bushels, while for the same month in 1935 the amount was 10,134,234 bushels.

Flour production in August, 1936 amounted to 1,362,679 barrels compared with 1,161,389 barrels for the same month last year. Exports of flour in August, 1936 amounted to 387,728 barrels compared with 376,562 barrels in August, 1935.

MILL GRINDINGS

The following table shows the amount of wheat, oats, corn, barley, buckwheat and mixed grain milled for the month of August, 1936, by merchant and custom mills in Canada according to divisions, with comparative totals for the same month last year and stocks on hand at August 31, 1936 (in bushels):-

Grain	Quantities Ground				Stocks on hand, August 31, 1936		
	Merchant Mills	Custom Mills	Total August, 1936	Total August, 1935	Merchant Mills	Custom Mills	Total August 31, 1936
<u>EASTERN DIVISION</u>							
Wheat	2,774,355	118,336	2,892,691	2,466,444	3,359,624	95,060	3,454,684
Oats	456,428	73,992	530,420	347,407	559,852	108,164	668,016
Corn	126,043	176,773	302,816	228,588	101,087	14,829	115,916
Barley	29,073	19,151	48,224	39,443	27,199	9,808	37,007
Buckwheat	-	4,299	4,299	4,384	50	872	922
Mixed Grain	18,133	920,230	938,363	873,733	2,479	11,222	13,701
<u>WESTERN DIVISION</u>							
Wheat	3,209,338	124,390	3,333,728	2,764,351	5,326,164	121,002	5,447,166
Oats	514,650	31,192	545,842	385,875	1,325,201	4,038	1,329,239
Corn	3,066	20	3,086	1,388	10,257	40	10,297
Barley	19,340	14,535	33,875	20,080	50,900	2,894	53,794
Buckwheat	-	-	-	-	438	-	438
Mixed Grain	9	38,492	38,501	39,986	529	110	639
<u>DOMINION OF CANADA</u>							
Wheat	5,983,693	242,726	6,226,419	5,230,795	8,685,788	216,062	8,901,850
Oats	971,078	105,184	1,076,262	733,282	1,885,053	112,202	1,997,255
Corn	129,109	176,793	305,902	229,976	111,344	14,869	126,213
Barley	48,413	33,686	82,099	59,523	78,099	12,702	90,801
Buckwheat	-	4,299	4,299	4,384	488	872	1,360
Mixed Grain	18,142	958,722	976,864	913,719	3,008	11,332	14,340

MILLINGS

The following table shows the production from wheat and coarse grains ground in merchant and custom mills in Canada for the month of August, 1936, according to divisions, with comparative totals for the same month last year and stocks on hand at August 31, 1936:-

Products	Unit of Measure	Production from Grindings				Stocks on hand August 31, 1936
		Eastern Division	Western Division	Total August, 1936	Total August, 1935	
<u>Wheat Flour</u>						
Manitoba Sp. P. No. 1	Barrels	228,737	224,240	452,977	367,158	295,942
Manitoba Sp. P. No. 2	"	200,894	190,640	391,534	342,509	186,259
Ontario Winter Straight	"	75,446	-	75,446	81,883	14,489
All Other	"	104,610	291,051	395,661	324,798	509,534
Total Flour	"	609,687	705,931	1,315,618	1,116,348	1,006,224
<u>Sundry Cereals</u>						
Low Grads or Feed Flour	Barrels	29,143	17,918	47,061	45,041	19,690
Bran	Tons	9,778	11,040	20,818	16,138	6,865
Shorts	"	10,083	12,794	22,877	18,799	4,997
Middlings	"	3,961	4,218	8,179	5,719	2,512
All Other Offal	"	5,347	3,490	8,837	6,234	2,442
Oatmeal	Pounds	336,336	224,938	561,324	493,528	473,664
Rolled Oats	"	6,519,600	7,205,654	13,725,254	7,977,920	6,760,151
Corn Flour and Meal	"	3,018,322	-	3,018,322	2,321,082	519,859
Barley, Pot and Pearl	"	104,495	125,048	229,543	144,350	142,760
Buckwheat Flour	"	69,594	-	69,594	72,890	-
<u>Ground Feed</u>						
Ground Oats	Pounds	3,834,333	2,380,450	6,214,783	5,776,150	526,385
Cracked Corn	"	7,550,635	172,820	7,723,455	6,289,036	552,737
Ground Barley	"	1,491,691	1,340,844	2,832,535	2,236,734	295,556
Mixed Grain	"	41,914,008	1,704,705	43,618,713	40,771,669	361,398

† Including Coarse Grain Offal

Flour production, in the opening month of the crop year, showed a substantial increase over that of a year ago, amounting to 1,362,679 barrels compared with 1,161,389 barrels in August, 1935.

Improvement was in evidence in the wheat offal group, with bran 20,818 (16,138) tons, shorts 22,877 (18,799) tons, and middlings 8,179 (5,719) tons.

Cereal production for August, 1936 was as follows with the figures for the same month last year in brackets and the quantities in pounds: Oatmeal, 561,324 (493,528); Rolled Oats, 13,725,254 (7,977,920); Corn Flour and Meal, 3,018,322 (2,321,082); Pot and Pearl Barley, 229,543 (144,350); and Buckwheat Flour 69,594 (72,890).

Animal feed products were higher than for August, 1935 and were as follows: Ground Oats, 6,214,783 (5,776,150) pounds; Cracked Corn, 7,723,455 (6,289,036) pounds; Ground Barley, 2,832,535 (2,236,734) pounds; and Mixed Grain, 43,618,713 (40,771,669) pounds.

Total flour stocks for the month of August, 1936 amounted to 1,025,914 barrels compared with 980,751 barrels for the same month last year and 985,762 barrels for the previous month.

SUMMARY OF MILL GRINDINGS

The following table summarizes the mill grind of wheat, oats, corn, barley and mixed grain for the first month of the crop year 1936-37, with comparative figures for 1935-36:-

Month	Wheat	Oats	Corn	Barley	Mixed Grain
			(Bushels)		
August, 1936	6,226,419	1,076,262	305,902	82,099	976,864
August, 1935	5,230,795	733,282	229,976	59,523	913,719


SUMMARY OF MILL PRODUCTION

The following table summarizes the production of wheat flour, oatmeal, rolled oats and corn flour and meal for the first month of the crop year 1936-37, including percentage of operation and wheat flour exports, with comparative figures for 1935-36:-

Month	Wheat Flour		Oatmeal Pounds	Rolled Oats Pounds	Corn Flour and Meal Pounds	Wheat Flour Exported Barrels
	Percentage of operation	Quantity Barrels				
August, 1936	57.0	1,362,679	561,324	13,725,254	3,018,322	387,728
August, 1935	42.9	1,161,389	493,528	7,977,920	2,321,082	376,562

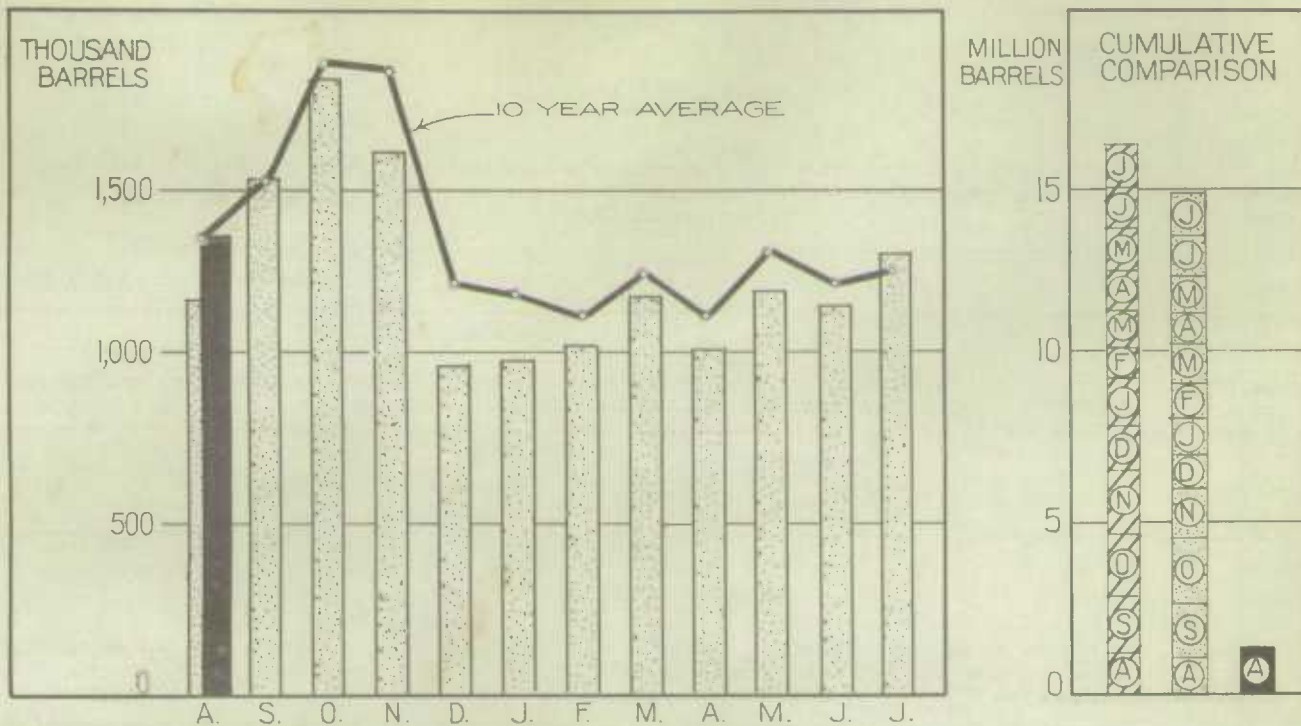
Preliminary statement of wheat ground, wheat flour produced and wheat flour exported, by months and divisions, crop year 1935-36:-

Crop Year 1935-36	Wheat Ground			Wheat Flour Produced			Wheat Flour Exported
	Eastern Division	Western Division	Total Canada	Eastern Division	Western Division	Total Canada	Total Canada
	(Bushels)			(Barrels)			(Barrels)
August, 1935	2,466,444	2,764,351	5,230,795	553,347	608,042	1,161,389	376,562
September	3,045,343	3,887,225	6,932,568	681,938	853,251	1,535,189	395,640
October	3,518,703	4,742,384	8,261,087	785,924	1,038,830	1,824,754	501,442
November	3,262,247	4,000,311	7,262,558	728,904	874,899	1,603,803	525,368
December	2,253,415	2,105,210	4,358,625	501,143	456,076	957,219	443,328
January, 1936	2,400,039	2,060,238	4,460,277	535,589	446,399	981,988	314,311
February	2,335,200	2,279,369	4,614,569	522,666	498,351	1,019,017	340,102
March	2,613,048	2,709,107	5,322,155	583,577	588,164	1,171,741	476,773
April	2,270,499	2,311,943	4,582,442	502,141	507,323	1,009,464	281,162
May	2,695,332	2,778,201	5,473,533	592,190	604,149	1,196,339	448,653
June	2,503,207	2,778,449	5,281,656	547,773	601,037	1,148,810	430,171
July	2,866,997	3,072,554	5,939,551	634,901	665,766	1,300,667	444,905
Total, 1935-36	32,230,474	35,489,342	67,719,816	7,168,093	7,742,287	14,910,380	4,978,917

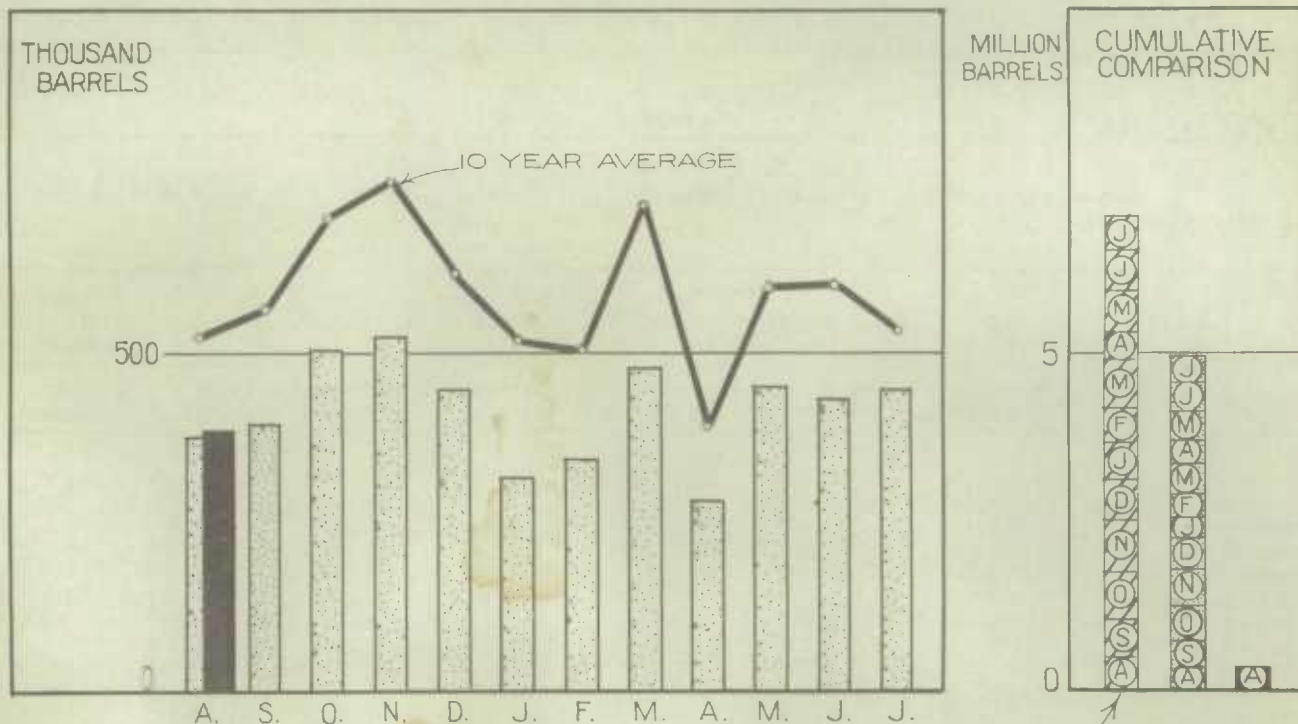


1010633804

WHEAT FLOUR PRODUCTION



WHEAT FLOUR EXPORT



LEGEND

