


DOMINION BUREAU OF STATISTICS - CANADA
AGRICULTURAL DIVISIONDominion Statistician: Herbert Marshall.
Director, Agricultural Division: J. B. Rutherford.
Chief, Crop Branch: W. D. Porter.

CANADIAN MILLING STATISTICS

NOVEMBER 1946

Ottawa, January 1947.- Flour production in Canadian mills for the month of November amounted to 2,518,555 barrels compared with 2,285,317 barrels for the same month a year ago, and for the month under review production passed the 2 1/2 million mark for the first time in milling records. Heavy domestic demands coupled with export commitments gave the mills a busy month. Flour production for the four months ending with November amounted to 9,337,805 barrels against 8,579,196 barrels for the same period in 1945-46.

Mills reporting November operations had a total milling capacity of 93,235 barrels per 24-hour day and over a 26-day working period in the month 103.9 per cent of this was effective. Mills reporting for October operated 101.4 per cent of their combined rated capacity.

Wheat milled into flour for November amounted to 11,239,067 bushels compared with 10,214,111 bushels in the same month last year. Total wheat used for the four months ending with November amounted to 41,588,918 bushels compared with 39,214,452 bushels for the same period in the previous crop year.

Stocks of wheat in flour mills at the end of November 1946 amounted to 7,295,022 bushels, while at the end of October the stocks were 5,494,271 bushels.

MILL GRINDINGS

The following table shows the amount of wheat, oats, corn, barley, buckwheat and mixed grain milled for the month of November 1946, by merchant and custom mills in Canada according to divisions, with comparative totals for the same month last year and stocks on hand at November 30, 1946 (in bushels):

Grain	Quantities Ground				Stocks on Hand, November 30, 1946		
	Merchant Mills	Custom Mills	Total November 1946	Total November 1945	Merchant Mills	Custom Mills	Total Nov. 30, 1946
EASTERN DIVISION							
Wheat -							
Manitoba Spring	4,923,462	-	4,923,462	4,416,991	4,101,362	-	4,101,362
Ontario Winter	261,389	-	261,389	401,649	1,335,977	-	1,335,977
Durum	64,991	-	64,991	63,699	25,956	-	25,956
Garnet	-	-	-	-	-	-	-
United States and All Other .	54,174	242,050	296,224	257,299	76,473	190,596	267,069
Total Wheat	5,304,016	242,050	5,546,066	5,211,454	5,539,768	190,596	5,730,364
Feed Wheat	81,753	102,949	184,702	-	109,597	6,100	115,697
Oats	694,411	667,510	1,361,921	886,114	345,386	227,622	573,008
Corn	72,450	122,019	194,469	86,085	100,180	30,892	131,072
Barley	305,165	365,643	670,808	536,063	219,870	142,859	362,729
Buckwheat	2,544	13,255	15,799	14,540	18,628	7,436	26,064
Mixed Grain	133,056	2,091,125	2,224,181	2,355,038	1,040	37,235	38,275
WESTERN DIVISION							
Wheat -							
Manitoba Spring	5,216,853	-	5,216,853	4,600,041	1,332,030	-	1,332,030
Ontario Winter	-	-	-	-	-	-	-
Durum	6,765	-	6,765	19,129	-	-	-
Garnet	5,000	-	5,000	-	7,000	-	7,000
United States and All Other .	28,258	436,125	464,383	383,487	85,281	140,347	225,628
Total Wheat	5,256,876	436,125	5,693,001	5,002,657	1,424,311	140,347	1,564,658
Feed Wheat	107,383	7,184	114,567	-	139,682	-	139,682
Oats	1,256,797	81,370	1,338,167	1,164,479	593,622	20,372	613,994
Corn	14,487	66	14,553	1,348	49,382	91	49,473
Barley	275,263	64,069	339,332	229,926	367,300	31,120	398,420
Buckwheat	-	-	-	-	1,520	-	1,520
Mixed Grain	148,566	81,093	229,659	326,787	4,267	533	4,800
DOMINION OF CANADA							
Wheat -							
Manitoba Spring	10,140,315	-	10,140,315	9,017,032	5,433,392	-	5,433,392
Ontario Winter	261,389	-	261,389	401,649	1,335,977	-	1,335,977
Durum	71,756	-	71,756	82,828	25,956	-	25,956
Garnet	5,000	-	5,000	71,816	7,000	-	7,000
United States and All Other .	82,432	678,175	760,607	640,786	161,754	330,943	492,697
Total Wheat	10,560,892	678,175	11,239,067	10,214,111	6,964,079	330,943	7,295,022
Feed Wheat	189,136	110,133	299,269	-	249,279	6,100	255,379
Oats	1,951,208	748,880	2,700,088	2,050,593	939,008	247,994	1,187,002
Corn	86,937	122,085	209,022	87,433	149,562	30,983	180,545
Barley	580,428	429,712	1,010,140	765,989	587,170	173,979	761,149
Buckwheat	2,544	13,255	15,799	14,540	20,148	7,436	27,584
Mixed Grain	281,622	2,172,218	2,453,840	2,681,825	5,307	37,768	43,075

Price: 50 cents a year.

MILLING

The following table shows the production from wheat and coarse grains ground in merchant and custom mills in Canada for the month of November 1946, according to divisions, with comparative totals for the same month last year and stocks on hand at November 30, 1946:

Products	Unit of Measure	Production from Grindings				Stocks on Hand
		Eastern Division	Western Division	Total November 1946	Total November 1945	November 30, 1946
	Barrels (196 lb.)					
WHEAT FLOUR						
Spring No. 1 or Top Patent, including Semolina	"	202,532	307,218	509,750	422,545	130,314
Spring No. 2 Patent	"	268,973	319,544	588,517	607,611	80,648
Spring No. 3 Patent (Strong Bakers or Export Patent) ...	"	578,817	457,362	1,036,179	-	188,688
Whole Wheat and Graham Flour .	"	9,025	10,621	19,646	-	12,663
Ontario Winter Wheat Flour ...	"	64,913	-	64,913	92,695	16,200
Durum Semolina and Flour	"	16,310	-	16,310	-	1,624
Lower Grades of Flour	"	41,761	29,776	71,537	55,103	22,025
All Other	"	77,304	134,399	211,703	1,107,363	144,864
TOTAL FLOUR	"	1,259,635	1,258,920	2,518,555	2,265,317	597,026
SUNDRY CEREALS						
	Pounds					
Oatmeal	"	520,478	1,072,046	1,592,524	2,962,329	543,780
Roller Oats	"	8,738,251	12,527,926	21,266,177	13,126,168	6,620,105
Corn Flour and Meal	"	1,853,564	-	1,853,564	1,402,924	631,879
Barley, Pot and Pearl	"	535,080	505,729	1,040,809	980,205	438,740
Buckwheat Flour	"	393,808	-	393,808	333,756	39,255
GROUND FEED						
	Pounds					
Feed Wheat	"	11,082,115	6,856,420	17,937,535	-	834,725
Ground Oats	"	31,224,771	17,178,736	48,403,507	38,640,162	1,902,668
Cracked Corn	"	3,824,953	814,976	4,639,929	1,624,946	129,120
Ground Barley	"	31,167,712	15,189,177	46,356,889	34,801,476	898,062
Mixed Grain	"	98,801,144	10,306,564	109,107,708	126,274,219	2,378,489
MILLFEEDS						
	Tons					
Bran	"	18,683	19,193	37,876	32,955	5,616
Shorts	"	15,236	19,024	34,260	30,344	5,545
Middlings	"	6,775	6,797	13,572	13,469	2,609
T o t a l	"	40,694	45,014	85,708	76,768	13,770
All other Offal 1/.....	"	4,932	6,346	11,278	7,690	1,693
TOTAL OFFAL	"	45,626	51,360	96,986	84,458	15,463

1/ Including Coarse Grain Offal.

Ontario winter wheat flour production for November 1946 amounted to 64,913 barrels as compared with 92,695 barrels for the same month last year. Total production for the four months ending with November amounted to 311,549 barrels while for the same period in 1945-46 the production was 400,491 barrels.

Wheat flour exports for the month under report amounted to 1,368,060 barrels bringing the four months' total for this crop year to 5,566,919 barrels against 4,125,120 barrels for the same four months in 1945-46.

November millfeed production was the highest on record amounting to 85,708 tons compared with 76,768 tons for the same month a year ago. The breakdown for millfeeds was bran 37,876 (32,955) tons, shorts 34,260 (30,344) tons and middlings 13,572 (13,469) tons. Total millfeed production to the end of November this crop year was 318,991 tons compared with 288,534 tons for a like period in 1945-46.

There was a heavy grind of coarse grain feeds during the month under review with feed wheat shown separately from mixed grain. The comparisons with last November were as follows with the quantities in pounds: Feed Wheat 17,937,535 (no comparable figure); Ground Oats 48,403,507 (38,640,162); Cracked Corn 4,639,929 (1,624,946); Ground Barley 46,356,889 (34,801,476); and Mixed Grain 109,107,708 (126,274,219).

SUMMARY OF MILL GRINDINGS

The following table summarizes the mill grind of wheat, oats, corn, barley, buckwheat, rye and mixed grain for the first four months of the crop year 1946-47, with comparative figures for 1945-46:

Months	Wheat for Flour	Feed Wheat	Oats	Corn	Barley	Buckwheat	Rye	Mixed Grain
- bushels -								
August, 1946	9,564,998	212,429	2,229,085	188,886	769,723	750	9,847	1,576,209
September	9,938,159	179,775	2,291,403	165,460	805,802	1,100	4,615	1,895,341
October	10,846,694	241,858	2,556,303	212,778	924,296	9,590	5,302	2,197,066
November	11,239,067	299,269	2,700,088	209,022	1,010,140	15,799	12,132	2,453,840
T o t a l s	41,588,918	933,331	9,776,779	776,146	3,509,961	27,239	31,896	8,122,456
Totals Last Year.	38,214,452	-	7,973,219	615,723	2,470,040	18,900	60,035	9,315,798

SUMMARY OF MILL PRODUCTION

The following table summarizes the production of wheat flour, oatmeal, rolled oats, corn flour and meal and millfeeds for the first four months of the crop year 1946-47, including percentage of operation and wheat flour exports with comparative figures for 1945-46:

Months	Wheat Flour		Oatmeal	Rollled Oats	Corn Flour and Meal	Millfeeds	Wheat Flour Exports
	Percentage of Operation	Quantity Barrels (196 lb.)	Pounds	Pounds	Pounds	Tons	Barrels (196 lb.)
August, 1946	86.5	2,158,627	1,069,198	18,873,790	1,754,984	72,320	1,977,008
September	100.6	2,227,748	866,084	20,010,688	1,161,104	77,376	1,236,125
October	101.4	2,432,875	880,907	22,270,832	1,903,828	83,587	985,726
November	103.9	2,518,555	1,592,524	21,266,177	1,853,564	85,708	1,368,060
T o t a l s		9,337,805	4,408,713	82,421,487	6,673,480	318,991	5,566,919
Totals Last Year.		8,579,196	8,713,445	54,023,524	7,851,131	288,534	4,125,120

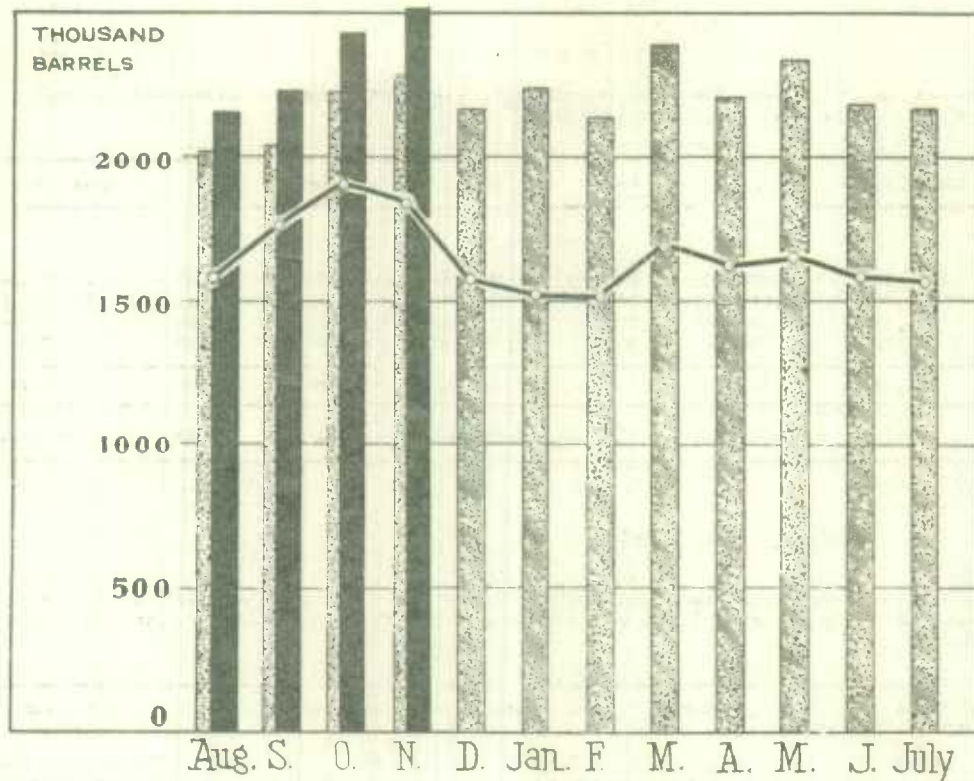
WHEAT FLOUR EXPORTS

Months	1942	1943	1944	1945	1946
- barrels -					
January	750,363	1,075,778	1,125,034	840,280	1,138,797
February	1,056,348	933,552	854,272	1,031,670	1,135,791
March	899,399	1,290,999	1,226,281	1,237,966	1,042,226
April	1,127,974	1,218,925	1,542,830	1,367,550	1,478,071
May	921,843	1,210,414	1,575,589	1,401,502	1,668,125
June	653,520	1,149,452	1,333,069	1,612,599	1,060,325
July	740,935	1,208,334	997,755	1,148,464	1,172,289
August	969,999	1,121,568	753,462	1,106,467	1,977,008
September	850,052	873,917	1,215,683	954,215	1,236,125
October	839,553	849,886	1,090,666	1,064,237	985,726
November	845,223	857,691	981,620	1,000,201	1,368,060
December	982,934	1,106,479	1,242,370	965,433	
T o t a l s	10,638,143	12,896,995	13,938,631	13,730,584	

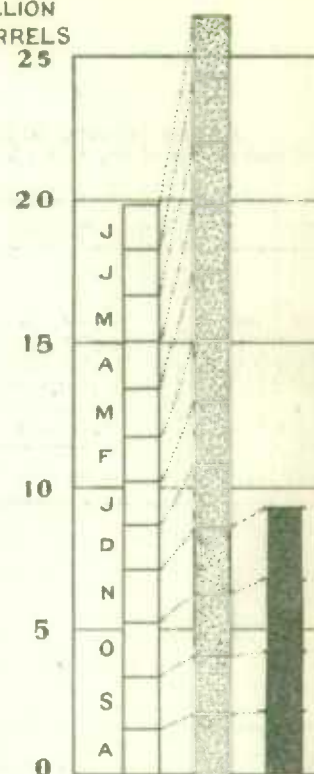


1010633675

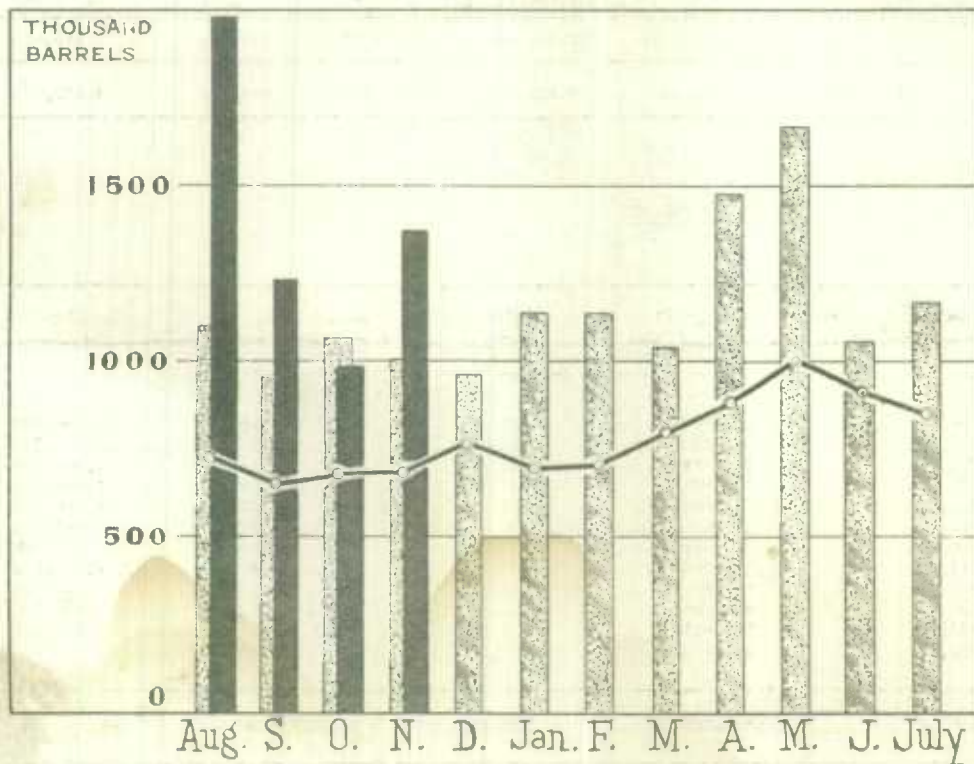
WHEAT FLOUR PRODUCTION



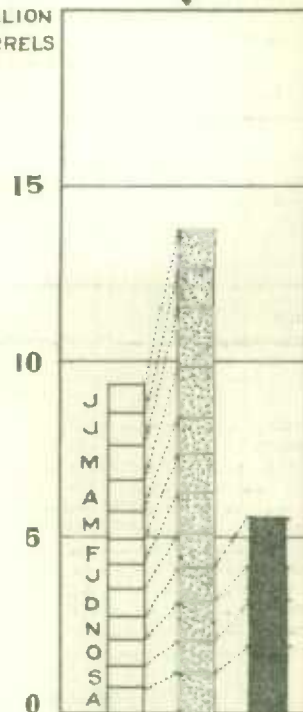
MILLION BARRELS
25



WHEAT FLOUR EXPORTS



MILLION BARRELS



LEGEND

