


c1

Published by Authority of the Hon. James A. MacKinnon, M.P.,
Minister of Trade and Commerce

DOMINION BUREAU OF STATISTICS - CANADA
AGRICULTURAL DIVISION

Dominion Statistician: Herbert Marshall
Director, Agricultural Division: J. B. Rutherford
Chief, Crop Branch: W. D. Porter



CANADIAN MILLING STATISTICS

JUNE 1947

Ottawa, July 31, 1947.- Production of wheat flour in Canada for mills reporting for the month of June amounted to 2,497,324 barrels compared with 2,183,648 barrels for the same month last year, an increase of 313,676 barrels. Total production for eleven months of the current crop year ending with June was 26,253,619 barrels, an increase over the comparative total of 24,271,196 barrels for the same period in 1945-46.

Mills reporting June operations had a total milling capacity of 92,130 barrels per 24-hour and over a 25-day working period in the month 108.4 per cent of this was effective. Mills reporting in June operated 108.8 per cent of their combined rated capacity.

Wheat used in the manufacture of flour for June amounted to 11,188,146 bushels, while for the same month in 1946 the amount was 9,726,088 bushels. Total wheat processed into flour for eleven months of the current crop year ending with June amounted to 117,295,941 bushels as compared with 107,983,780 bushels for the corresponding period in 1945-46.

Stocks of wheat in flour mills at the close of June 1947 amounted to 5,674,981 bushels, while at the end of May the amount was 6,068,526 bushels.

MILL GRINDINGS

The following table shows the amount of wheat, oats, corn, barley, buckwheat and mixed grain milled for the month of June 1947, by merchant and custom mills in Canada according to divisions, with comparative totals for the same month last year and stocks on hand at June 30, 1947 (in bushels):

| Grain | Quantities Ground | | | | Stocks on Hand, June 30, 1947 | | |
|---------------------------|-------------------|--------------|-----------------|-----------------|-------------------------------|--------------|---------------------|
| | Merchant Mills | Custom Mills | Total June 1947 | Total June 1946 | Merchant Mills | Custom Mills | Total June 30, 1947 |
| EASTERN DIVISION | | | | | | | |
| Wheat - | | | | | | | |
| Manitoba Spring | 4,893,107 | - | 4,893,107 | 4,372,472 | 2,094,403 | - | 2,094,403 |
| Ontario Winter | 228,920 | - | 228,920 | 325,884 | 364,731 | - | 364,731 |
| Durum | 35,800 | - | 35,800 | 55,850 | 19,883 | - | 19,883 |
| Garnet | - | - | - | 33,880 | - | - | - |
| All Other | 76,623 | 249,175 | 325,798 | 210,931 | 105,410 | 236,174 | 341,584 |
| Total Wheat | 5,234,450 | 249,175 | 5,483,625 | 4,999,017 | 2,584,427 | 236,174 | 2,820,601 |
| Feed Wheat | 105,934 | 168,852 | 274,786 | - | 311,036 | 8,595 | 319,631 |
| Oats | 532,039 | 899,952 | 1,431,991 | 1,129,080 | 590,312 | 299,105 | 889,417 |
| Corn | 36,619 | 108,449 | 145,068 | 120,775 | 168,504 | 60,232 | 228,736 |
| Barley | 142,328 | 315,530 | 457,858 | 542,290 | 256,718 | 144,500 | 401,218 |
| Buckwheat | 450 | - | 450 | 701 | 7,082 | 662 | 7,744 |
| Mixed Grain | 102,733 | 1,257,499 | 1,360,232 | 1,145,776 | - | 25,720 | 25,720 |
| WESTERN DIVISION | | | | | | | |
| Wheat - | | | | | | | |
| Manitoba Spring | 4,978,286 | - | 4,978,286 | 4,281,736 | 2,588,496 | - | 2,588,496 |
| Ontario Winter | - | - | - | - | - | - | - |
| Durum | 10,848 | - | 10,848 | 11,376 | - | - | - |
| Garnet | - | - | - | - | - | - | - |
| All Other | 14,800 | 700,587 | 715,387 | 433,959 | 107,987 | 157,897 | 265,884 |
| Total Wheat | 5,003,934 | 700,587 | 5,704,521 | 4,727,071 | 2,696,483 | 157,897 | 2,854,380 |
| Feed Wheat | 64,890 | 3,515 | 68,405 | - | 226,964 | - | 226,964 |
| Oats | 1,077,869 | 102,713 | 1,180,582 | 1,077,110 | 614,776 | 16,947 | 631,723 |
| Corn | 2,378 | 325 | 2,703 | 1,676 | 20,497 | 66 | 20,563 |
| Barley | 158,372 | 96,117 | 254,489 | 143,983 | 165,535 | 31,006 | 186,541 |
| Buckwheat | - | - | - | - | 2,712 | - | 2,712 |
| Mixed Grain | 122,642 | 76,375 | 199,017 | 329,259 | 22,756 | 154 | 22,910 |
| DOMINION OF CANADA | | | | | | | |
| Wheat - | | | | | | | |
| Manitoba Spring | 9,871,393 | - | 9,871,393 | 8,654,208 | 4,662,899 | - | 4,662,899 |
| Ontario Winter | 228,920 | - | 228,920 | 325,884 | 364,731 | - | 364,731 |
| Durum | 46,648 | - | 46,648 | 67,226 | 19,883 | - | 19,883 |
| Garnet | - | - | - | 33,880 | - | - | - |
| All Other | 91,423 | 949,762 | 1,041,185 | 644,890 | 213,397 | 394,071 | 607,468 |
| Total Wheat | 10,238,384 | 949,762 | 11,188,146 | 9,726,088 | 5,280,910 | 394,071 | 5,674,981 |
| Feed Wheat | 170,824 | 172,367 | 343,191 | - | 538,000 | 8,595 | 546,595 |
| Oats | 1,609,908 | 1,002,665 | 2,612,573 | 2,206,190 | 1,305,088 | 316,052 | 1,621,140 |
| Corn | 38,997 | 108,774 | 147,771 | 122,451 | 189,001 | 60,298 | 249,299 |
| Barley | 300,600 | 411,647 | 712,247 | 686,273 | 412,253 | 175,506 | 587,759 |
| Buckwheat | 450 | - | 450 | 701 | 9,794 | 662 | 10,456 |
| Mixed Grain | 225,375 | 1,333,874 | 1,559,249 | 1,475,035 | 22,756 | 25,874 | 48,630 |

Price: 50 cents a year.

| Products | Unit of Measure | Production from Grindings | | | Stocks on Hand June 30, 1947 | |
|---|----------------------|---------------------------|------------------|--------------------|---------------------------------|---------|
| | | Eastern Division | Western Division | Total June 1947 | Total June 1946 | |
| | Barrels (196 lb.) | | | | | |
| | | | | | | |
| Spring No. 1 or Top Patent, including Semolina | " | 121,540 | 196,196 | 317,736 | 352,954 | 120,047 |
| Spring No. 2 Patent | " | 201,897 | 240,452 | 442,349 | 553,867 | 85,485 |
| Spring No. 3 Patent (Strong Bakers or Export Patent) | " | 703,624 | 604,172 | 1,307,796 | - | 268,090 |
| Whole Wheat and Graham Flour | " | 14,276 | 10,260 | 24,536 | - | 9,839 |
| Ontario Winter Wheat Flour | " | 61,535 | - | 61,535 | 71,629 | 18,979 |
| Durum Semolina and Flour | " | 10,604 | - | 10,604 | - | 326 |
| Lower Grades of Flour | " | 30,203 | 37,499 | 67,702 | 41,534 | 13,612 |
| All Other | " | 86,888 | 178,178 | 265,066 | 1,163,664 | 155,859 |
| TOTAL FLOUR | " | 1,230,567 | 1,266,757 | 2,497,324 | 2,183,648 | 672,237 |

| | | | | <u>GROUND FEED</u> | | |
|---------------------|---------------|------------|------------|--------------------|------------|-----------|
| | <u>Pounds</u> | | | | | |
| Feed Wheat | " | 16,486,967 | 4,083,042 | 20,570,009 | - | 1,493,972 |
| Ground Oats | " | 38,771,676 | 19,795,947 | 58,567,623 | 35,979,925 | 2,163,570 |
| Cracked Corn | " | 4,767,684 | 151,356 | 4,919,040 | 2,937,543 | 178,893 |
| Ground Barley | " | 20,837,778 | 11,710,976 | 32,548,754 | 32,110,367 | 912,551 |
| Mixed Grain | " | 60,661,596 | 8,913,475 | 69,575,071 | 69,445,445 | 2,341,793 |

* Including Coarse Grain Offal.

Ground feeds for June 1947 were as follows with the quantities in pounds and the comparative figures in brackets: Feed Wheat 20,570,009 (no comparable figure); Ground Oats 58,567,623 (35,979,925); Cracked Corn 4,919,040 (2,937,543); Ground Barley 32,548,754 (32,110,367); and Mixed Grain 69,575,071 (69,445,445).

SUMMARY OF MILL GRINDINGS

The following table summarizes the mill grind of wheat, oats, corn, barley, buckwheat, rye and mixed grain for eleven months of the crop year 1946-47, with comparative figures for 1945-46:

| Months | Wheat for Flour | Feed Wheat | Oats | Corn | Barley | Buckwheat | Rye | Mixed Grain |
|----------------------|-----------------|------------|------------|-----------|-----------|-----------|---------|-------------|
| - bushels - | | | | | | | | |
| August, 1946 | 9,564,998 | 212,429 | 2,229,065 | 188,886 | 769,723 | 750 | 9,847 | 1,576,209 |
| September | 9,938,159 | 179,775 | 2,291,403 | 165,460 | 805,802 | 1,100 | 4,615 | 1,895,341 |
| October | 10,846,694 | 241,858 | 2,556,203 | 212,778 | 924,296 | 9,590 | 5,302 | 2,197,066 |
| November | 11,239,067 | 299,269 | 2,700,088 | 209,022 | 1,010,140 | 15,799 | 12,132 | 2,453,840 |
| December | 10,498,514 | 295,389 | 2,350,179 | 224,513 | 869,540 | 8,953 | 2,563 | 2,402,315 |
| January, 1947 | 11,077,206 | 323,937 | 2,370,934 | 237,628 | 732,068 | 3,455 | 5,009 | 2,225,871 |
| February | 9,917,926 | 291,189 | 2,108,168 | 245,277 | 587,449 | 4,472 | 5,216 | 2,307,109 |
| March | 10,492,910 | 281,245 | 2,513,830 | 262,715 | 530,504 | 490 | 4,285 | 2,276,615 |
| April | 10,790,154 | 326,990 | 2,507,175 | 162,284 | 581,867 | - | 6,319 | 2,080,910 |
| May | 11,742,167 | 308,645 | 2,785,306 | 145,914 | 771,644 | - | 7,407 | 1,941,934 |
| June | 11,188,146 | 343,191 | 2,612,573 | 147,771 | 712,347 | 450 | 8,568 | 1,559,249 |
| T o t a l s | 117,295,941 | 3,103,917 | 27,024,944 | 2,202,248 | 8,295,580 | 45,059 | 71,263 | 22,916,459 |
| Totals Last Year ... | 107,983,780 | - | 23,832,494 | 1,879,378 | 7,372,718 | 29,744 | 105,494 | 24,860,810 |

SUMMARY OF MILL PRODUCTION

The following table summarizes the production of wheat flour, oatmeal, rolled oats, corn flour and meal and millfeeds for eleven months of the crop year 1946-47, including percentage of operation and wheat flour exports with comparative figures for 1945-46:

| Months | Wheat Flour | | Oatmeal | Rolled Oats | Corn Flour and Meal | Millfeeds | Wheat Flour Exports |
|---------------------|-------------------------|----------------------------|------------|-------------|---------------------|-----------|---------------------|
| | Percentage of Operation | Quantity Barrels (196 lb.) | Pounds | Pounds | Pounds | Tons | Barrels (196 lb.) |
| August, 1946 | 86.5 | 2,158,627 | 1,069,198 | 18,873,790 | 1,754,984 | 72,320 | 1,977,008 |
| September | 100.6 | 2,227,748 | 866,084 | 20,010,688 | 1,161,104 | 77,376 | 1,236,125 |
| October | 101.4 | 2,432,875 | 880,907 | 22,270,832 | 1,903,828 | 83,587 | 985,726 |
| November | 103.9 | 2,518,555 | 1,592,524 | 21,266,177 | 1,853,564 | 85,708 | 1,368,060 |
| December | 101.2 | 2,350,040 | 931,222 | 17,681,431 | 3,388,626 | 80,577 | 721,744 |
| January, 1947 | 103.1 | 2,477,865 | 592,203 | 17,041,208 | 3,633,456 | 83,543 | 1,379,676 |
| February | 99.6 | 2,212,207 | 675,860 | 12,649,031 | 3,271,392 | 73,874 | 1,230,635 |
| March | 99.9 | 2,354,128 | 975,172 | 16,687,556 | 2,935,982 | 79,671 | 1,356,020 |
| April | 105.6 | 2,399,074 | 915,262 | 14,072,832 | 842,804 | 81,179 | 1,114,377 |
| May | 108.8 | 2,625,176 | 786,862 | 14,415,797 | 507,338 | 89,825 | 2,307,812 |
| June | 108.4 | 2,497,324 | 737,600 | 14,919,878 | 614,072 | 84,783 | 2,341,605 |
| T o t a l s | | 26,253,619 | 10,022,894 | 189,889,220 | 21,867,150 | 892,443 | 16,018,788 |
| Totals Last Year .. | | 24,271,196 | 21,845,427 | 180,279,017 | 19,471,343 | 809,680 | 12,613,888 |

The following table shows the production of ground oats for the calendar years 1941-46

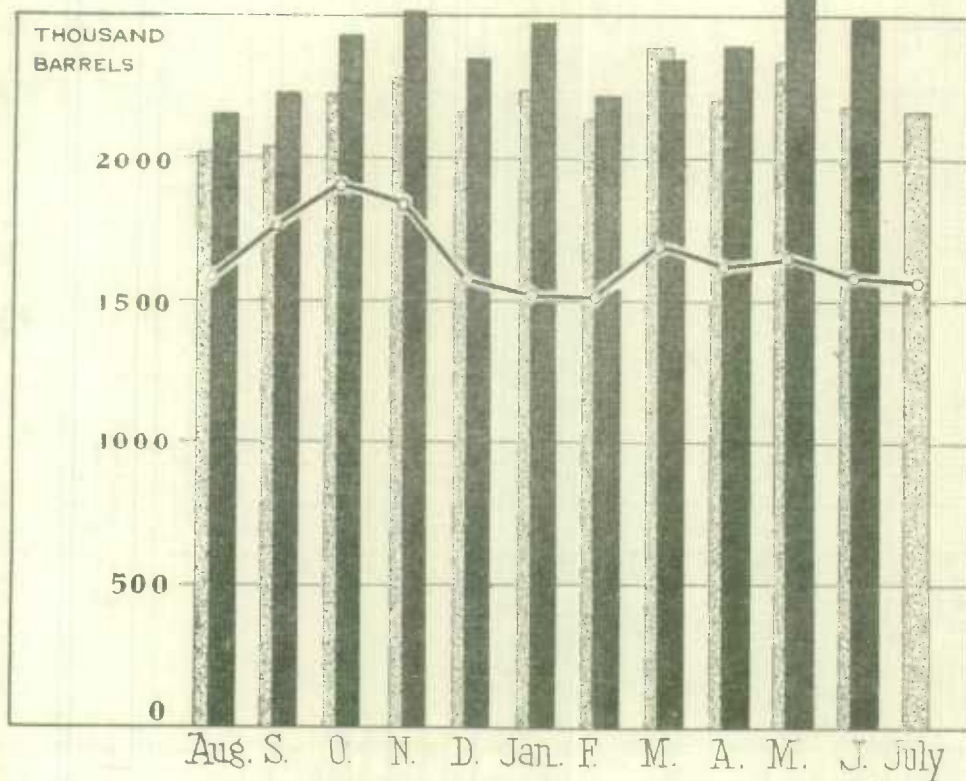
| Months | 1941 | 1942 | 1943 | 1944 | 1945 | 1946* |
|-------------------|-------------|-------------|-------------|-------------|-------------|-------------|
| - pounds - | | | | | | |
| January | 15,609,574 | 15,829,353 | 28,249,433 | 32,893,921 | 37,957,348 | 38,866,592 |
| February | 14,463,364 | 14,454,853 | 26,881,796 | 33,489,509 | 35,174,954 | 38,926,080 |
| March | 17,568,435 | 16,355,252 | 28,217,627 | 39,415,359 | 35,302,456 | 41,962,419 |
| April | 15,467,976 | 16,105,259 | 28,344,069 | 41,813,521 | 37,605,420 | 42,842,802 |
| May | 13,536,372 | 14,749,480 | 32,407,000 | 51,708,415 | 34,221,842 | 42,719,308 |
| June | 11,719,849 | 11,762,352 | 29,367,662 | 38,122,369 | 35,375,481 | 36,320,159 |
| July | 12,403,162 | 12,992,145 | 30,937,776 | 26,246,869 | 33,586,849 | 35,568,053 |
| August | 11,216,768 | 16,317,808 | 30,527,837 | 28,395,077 | 37,258,767 | 38,759,619 |
| September | 15,382,388 | 19,456,930 | 37,069,782 | 33,095,879 | 33,606,683 | 37,434,423 |
| October | 18,607,353 | 25,398,216 | 40,395,250 | 35,921,867 | 42,147,003 | 41,269,370 |
| November | 17,289,597 | 27,219,698 | 39,823,621 | 36,751,029 | 39,695,932 | 48,403,507 |
| December | 17,236,806 | 25,491,760 | 33,667,296 | 35,051,161 | 36,837,186 | 43,606,624 |
| T o t a l s | 180,501,644 | 216,133,106 | 385,889,149 | 432,905,976 | 434,769,921 | 486,678,956 |

* Preliminary from August to December, 1946.

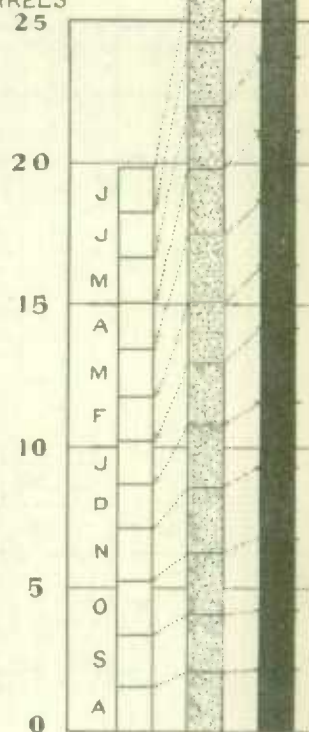


1010633682

WHEAT FLOUR PRODUCTION

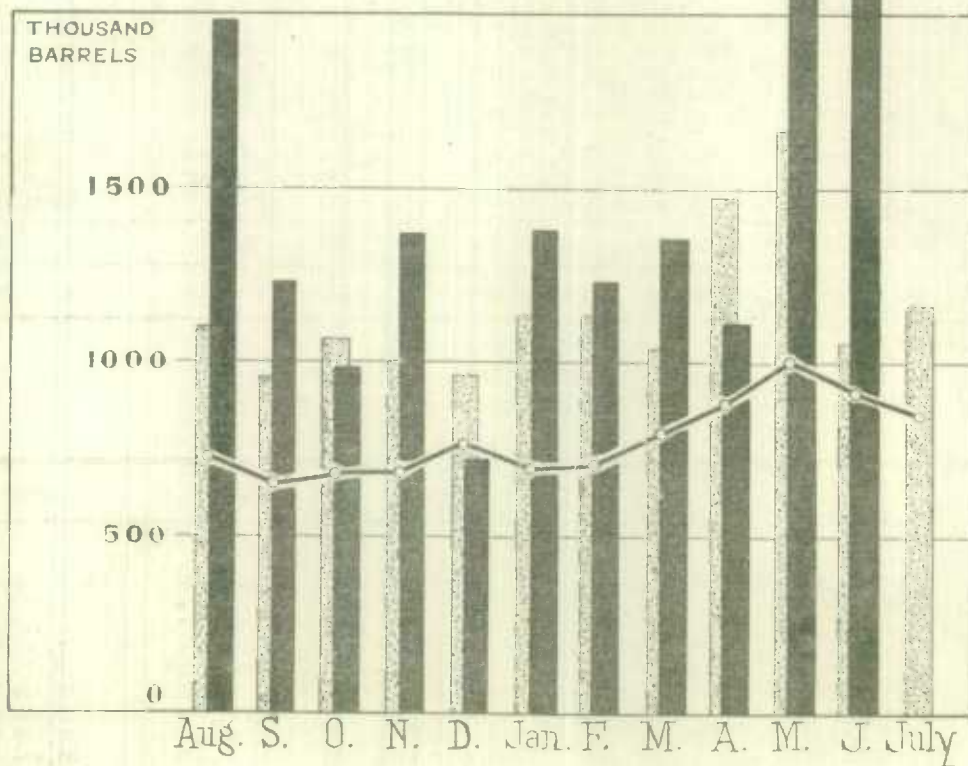


MILLION BARRELS
25

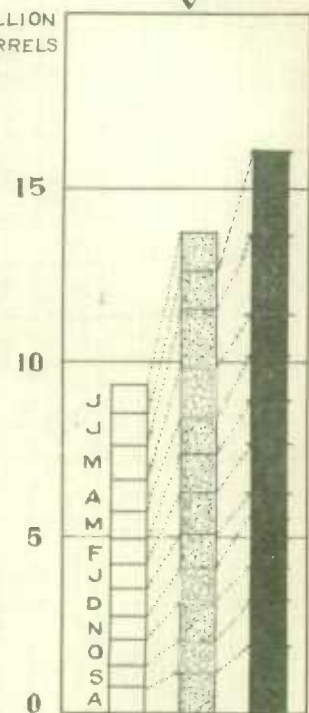


↑
CUMULATIVE
COMPARISON

WHEAT FLOUR EXPORTS



MILLION BARRELS



LEGEND

