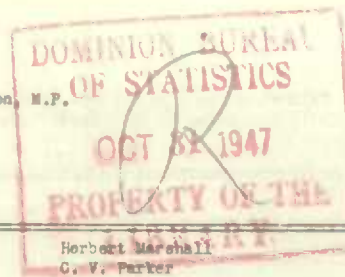


C1

Published by Authority of the Hon. James A. MacKinnon, M.P.
Minister of Trade and Commerce

DOMINION BUREAU OF STATISTICS - CANADA
AGRICULTURAL DIVISION



Dominion Statisticians:
Director, Agricultural Divisions:
Chief, Crop Branch:

CANADIAN MILLING STATISTICS

SEPTEMBER 1947

Ottawa, October 30, 1947: According to returns from Canadian mills, wheat flour production for the month of September amounted to 2,481,189 barrels, an increase of 68,795 barrels over the opening month of the current crop year. The comparative figure for September 1946 was 2,227,748 barrels. The total quantity of flour milled for the first two months of this crop year amounted to 4,893,583 barrels compared with 4,386,375 barrels for the same two months in 1946-47.

Mills reporting September operations had a total milling capacity of 96,215 barrels per 24-hour day, and over a 25-day working period in the month 103.2 per cent of this was effective. Mills reporting in August operated 96.2 per cent of their combined rated capacity over a 26-day period.

Wheat used in the manufacture of flour for September was 11,199,740 bushels compared with 9,938,159 bushels for the same month a year ago. Ontario winter wheat included in the total for the month was 247,788 bushels against 345,449 bushels for September 1946. Wheat milled for the first two months of the current crop year amounted to 22,150,270 bushels, while for the same two months last crop year 19,503,157 bushels were used.

Stocks of wheat in flour mills at the end of September 1947 amounted to 6,046,606 bushels as compared with 6,230,821 bushels in mills at the end of August.

MILL GRINDINGS

The following table shows the amount of wheat, oats, corn, barley, buckwheat and mixed grain milled for the month of September 1947, by merchant and custom mills in Canada according to divisions, with comparative totals for the same month last year and stocks on hand at September 30, 1947 (in bushels):

Grains	Quantities Ground				Stocks on Hand, September 30, 1947		
	Merchant Mills	Custom Mills	Total Sept. 1947	Total Sept. 1946	Merchant Mills	Custom Mills	Total Sept. 30, 1947
EASTERN DIVISION							
Wheat -							
Manitoba Spring	5,096,471	-	5,096,471	4,242,915	2,148,906	-	2,148,906
Ontario Winter	247,788	-	247,788	345,449	1,692,713	-	1,692,713
Durum	60,725	-	60,725	69,047	19,024	-	19,024
Garnet	-	-	-	-	-	-	-
All Other	41,509	203,185	244,694	235,306	63,382	354,481	317,863
TOTAL Wheat	5,446,493	203,185	5,649,678	4,892,617	3,924,025	254,481	4,178,506
Feed Wheat	90,587	173,957	264,544	105,934	325,522	16,495	342,017
Oats	502,699	702,488	1,205,187	1,176,906	267,827	202,041	469,868
Corn	48,066	127,861	175,927	165,188	89,301	29,165	118,466
Barley	188,964	327,588	516,552	616,464	289,870	141,695	431,565
Buckwheat	210	117	327	1,100	4,922	4	4,926
Mixed Grain	93,255	1,185,996	1,279,251	1,676,803	-	27,544	27,544
WESTERN DIVISION							
Wheat -							
Manitoba Spring	5,138,148	-	5,138,148	4,757,304	1,662,316	-	1,662,316
Ontario Winter	-	-	-	-	-	-	-
Durum	6,434	-	6,434	7,405	-	-	-
Garnet	-	-	-	400	-	-	-
All Other	17,402	388,078	405,480	280,433	75,355	130,429	205,784
TOTAL Wheat	5,161,984	388,078	5,550,062	5,045,542	1,737,671	130,429	1,868,100
Feed Wheat	47,303	4,049	51,352	73,841	212,069	-	212,069
Oats	1,109,827	73,765	1,183,592	1,114,497	597,597	10,029	607,626
Corn	759	180	939	272	10,429	64	10,493
Barley	174,352	81,251	255,603	189,338	356,967	13,783	370,750
Buckwheat	-	-	-	-	-	-	-
Mixed Grain	149,464	73,176	222,640	218,558	22,044	380	22,424
DOMINION OF CANADA							
Wheat -							
Manitoba Spring	10,234,619	-	10,234,619	9,000,119	3,811,222	-	3,811,222
Ontario Winter	247,788	-	247,788	345,449	1,692,713	-	1,692,713
Durum	67,159	-	67,159	78,452	19,024	-	19,024
Garnet	-	-	-	400	-	-	-
All Other	58,911	591,263	650,174	515,739	138,737	384,910	523,647
TOTAL Wheat	10,608,477	591,263	11,199,740	9,938,159	5,661,696	384,910	6,046,606
Feed Wheat	157,890	178,006	335,896	179,775	537,591	16,495	554,086
Oats	1,612,526	776,253	2,388,779	2,291,405	865,424	212,070	1,077,494
Corn	48,825	128,041	176,866	165,460	99,730	29,229	128,959
Barley	365,316	408,839	772,155	805,802	646,837	155,478	802,315
Buckwheat	210	117	327	1,100	4,922	4	4,926
Mixed Grain	242,719	1,257,172	1,499,891	1,895,341	22,044	27,924	49,968

Prices: 50 cents a year.

M I L L I N G

The following table shows the production from wheat and coarse grains ground in merchant and custom mills in Canada for the month of September 1947, according to divisions, with comparative totals for the same month last year and stocks on hand at September 30, 1947:

Products	Unit of Measure	Production from Grindings			Total Sept. 1947	Total Sept. 1946	Stocks on Hand Sept. 30
		Eastern Division	Western Division	Total			
<hr/>							
	Barrels (196 lb.)	WHEAT FLOUR					
Spring No. 1 or Top Patent, including Semolina	"	153,890	263,196	416,886	492,746	81,402	
Spring No. 2 Patent	"	216,426	237,235	453,661	504,003	71,939	
Spring No. 3 Patent (Strong Bakers or Export Patent)	"	704,071	562,384	1,266,455	876,931	251,159	
Whole Wheat and Graham Flour	"	13,480	10,227	23,707	17,002	7,027	
Ontario Winter Wheat Flour	"	55,513	-	55,513	81,882	15,769	
Durum Semolina and Flour	"	14,587	-	14,587	1,496	1	
Lower Grades of Flour	"	37,134	38,127	75,261	91,851	27,445	
All Other	"	61,179	113,940	175,119	161,837	122,262	
TOTAL FLOUR	"	1,256,080	1,225,109	2,481,189	2,227,748	577,004	
<hr/>							
	Pounds	SUNDRY CEREALS					
Oatmeal	"	59,976	175,888	235,864	866,084	202,431	
Rolled Oats	"	3,652,182	10,521,728	14,173,910	20,010,688	7,718,275	
Corn Flour and Meal	"	1,148,972	-	1,148,972	1,161,104	622,780	
Barley, Pot and Pearl	"	224,515	339,423	563,938	863,178	450,245	
Buckwheat Flour	"	10,496	-	10,496	34,104	2,520	
<hr/>							
	Pounds	GROUND FEED					
Feed Wheat	"	15,872,677	3,069,940	18,942,617	10,749,981	912,665	
Ground Oats	"	34,370,870	17,295,852	51,666,722	37,434,423	3,927,364	
Cracked Corn	"	4,381,880	52,584	4,434,464	4,145,994	345,428	
Ground Barley	"	24,123,844	11,354,666	35,478,510	36,766,824	2,034,908	
Mixed Grain	"	57,130,935	9,991,899	67,122,834	84,128,861	1,772,969	
<hr/>							
	Tons	MILLFEEDS					
Bran	"	20,831	17,566	38,397	33,239	9,278	
Shorts	"	15,608	19,143	34,751	30,799	6,612	
Middlings	"	7,067	7,178	14,245	13,338	4,552	
TOTAL	"	43,506	43,887	87,393	77,376	20,442	
<hr/>							
All Other Offal 1/	"	3,470	5,212	8,682	10,092	1,623	
<hr/>							
TOTAL OFFAL	"	46,976	49,099	96,075	87,468	22,065	

1/ Including Coarse Grain Offal.

Ontario winter wheat flour milled for the month of September 1947 amounted to 55,513 barrels, a decrease of 14,921 barrels from the opening month of the current crop year. Ontario winter wheat flour for September of last year was 81,882 barrels. The total amount manufactured for the first two months of this crop year was 125,947 barrels compared with 179,123 barrels for the same period in 1946-47.

Wheat flour exports for September amounted to 1,292,628 barrels, bringing the total for the first two months of 1947-48 to 2,838,412 barrels compared with 3,213,153 barrels for the same two months a year ago.

Millfeed production for the month under review amounted to 87,393 tons compared with 77,376 tons for September 1946. The breakdown was bran 38,397 (33,239) tons, shorts 34,751 (30,799) tons and middlings 14,245 (13,338) tons.

Total ground feeds for the month of September amounted to 177,645,147 pounds compared with 173,226,083 pounds for the same month a year ago. The items in this group were as follows with comparative figures in brackets and the quantities in pounds: Feed Wheat 18,942,617 (10,749,981); Ground Oats, 51,666,722 (37,434,423); Cracked Corn, 4,434,464 (4,145,994); Ground Barley 35,478,510 (36,766,824); and Mixed Grain, 67,122,834 (84,128,861).

SUMMARY OF MILL GRINDINGS

The following table summarizes the mill grind of wheat, oats, corn, barley, buckwheat, rye and mixed grain for the first two months of the crop year 1947-48, with comparative figures for 1946-47:

Months	Wheat for Flour	Feed Wheat	Oats	Corn	Barley	Buckwheat	Rye	Mixed Grain
- bushels -								
August, 1947	10,950,530	321,677	2,266,393	164,976	844,173	750	-	1,322,035
September, 1947	11,199,740	315,896	2,388,779	176,866	772,155	327	1,497	1,499,891
TOTALS	22,150,270	637,573	4,655,172	341,842	1,616,328	1,077	1,497	2,821,926
TOTALS LAST YEAR	19,503,157	392,204	4,520,488	354,546	1,575,525	1,850	14,462	3,471,550

SUMMARY OF MILL PRODUCTION

The following table summarizes the production of wheat flour, oatmeal, rolled oats, corn flour and meal and millfeeds for the first two months of the crop year 1947-48, including percentage of operation and wheat flour exports with comparative figures for 1946-47:

Months	Wheat Flour		Oatmeal pounds	Rolled Oats Pounds	Corn Flour and Meal Pounds	Millfeeds tons	Wheat Flour Exports Barrels (196 lb.)
	Percentage of Operation	Quantity Barrels (196 lb.)					
August, 1947	96.2	2,412,394	306,920	13,571,132	775,180	85,648	1,545,784
September, 1947	103.2	2,481,189	235,864	14,173,910	1,148,972	87,393	1,292,628
TOTALS		4,893,583	542,784	27,745,042	1,924,152	173,041	2,838,412
TOTALS LAST YEAR		4,386,375	1,935,282	38,884,478	2,916,088	149,696	3,213,133

The following table shows the production of wheat flour for the crop years 1942-43 to 1946-47:

Crop Year	1942-43	1943-44	1944-45	1945-46	1946-47 ^{1/}
- barrels -					
August	1,832,073	1,861,634	2,055,583	2,038,048	2,158,627
September	1,741,174	2,021,375	1,974,184	2,049,104	2,227,748
October	1,872,886	2,124,047	2,090,504	2,237,501	2,432,875
November	1,967,131	2,216,183	2,204,749	2,272,712	2,518,555
December	2,065,566	2,153,643	2,033,623	2,181,256	2,550,040
January	1,938,045	2,056,488	2,091,577	2,246,273	2,477,865
February	1,985,836	2,066,785	1,866,238	2,175,453	2,212,207
March	2,189,748	2,261,538	2,194,062	2,397,392	2,354,128
April	2,066,750	1,967,600	2,105,061	2,220,860	2,399,074
May	2,098,021	1,970,957	2,093,502	2,352,054	2,625,176
June	1,850,527	1,877,022	2,155,127	2,247,698	2,497,324
July	1,982,759	1,724,561	1,790,695	2,121,699	2,264,983
TOTALS	23,590,516	24,303,833	24,634,905	26,540,050	28,518,602

^{1/} Preliminary.

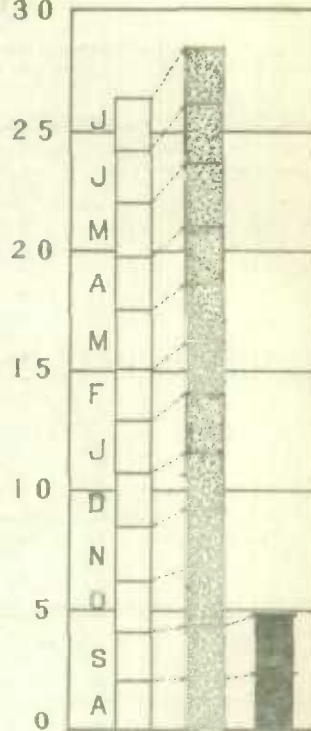
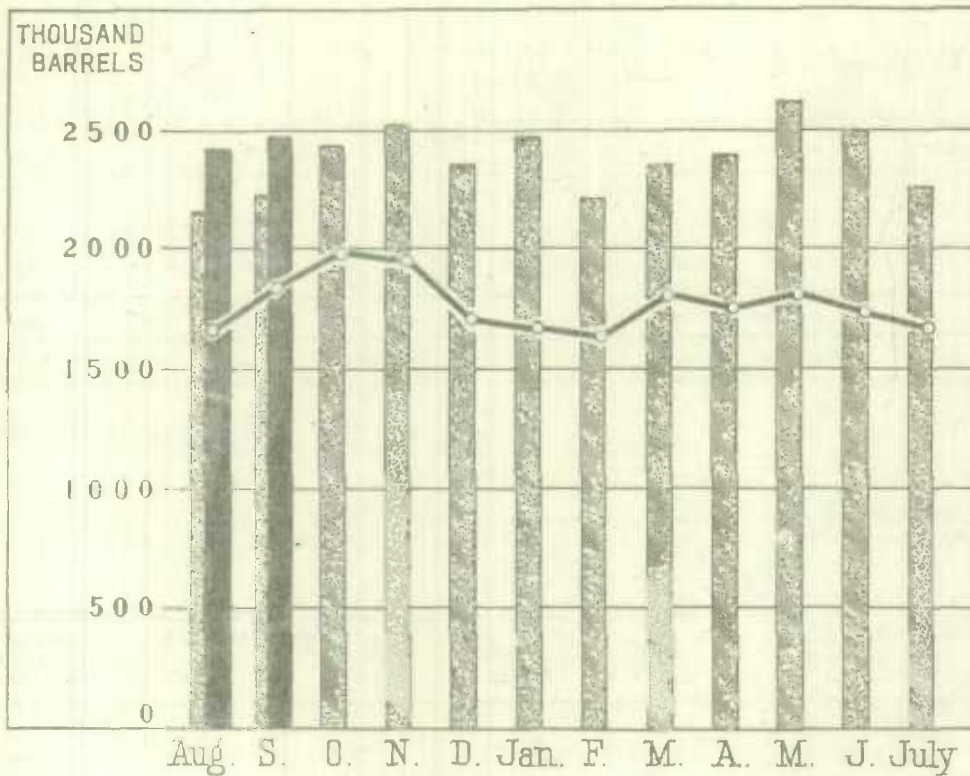


1010633685

WHEAT FLOUR PRODUCTION

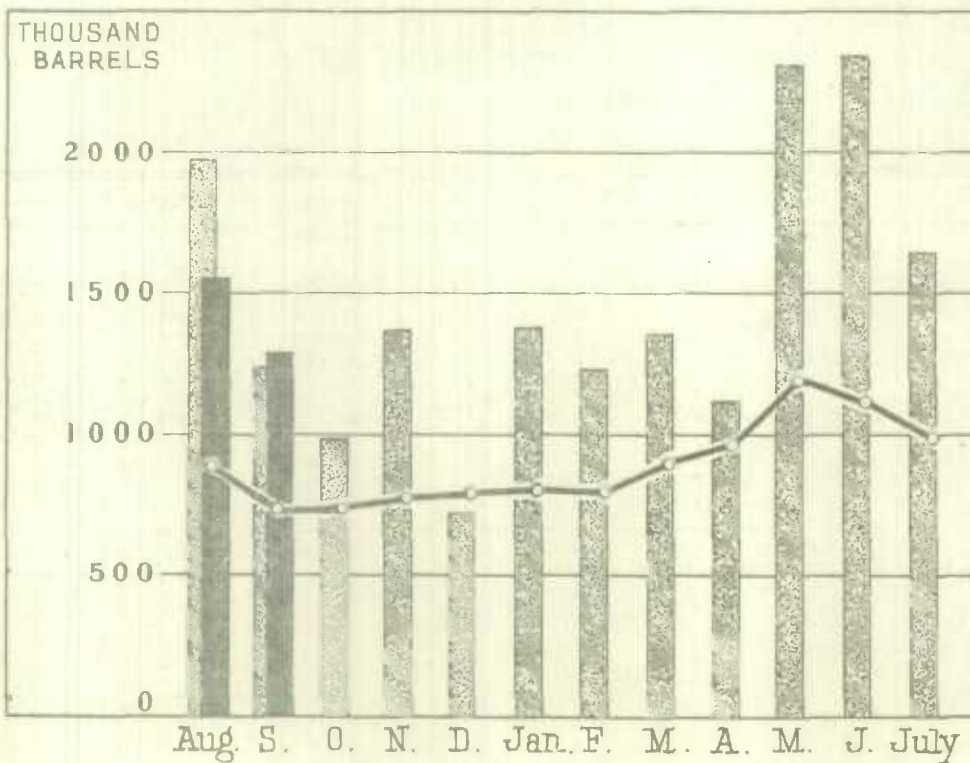
MILLION
BARRELS

30

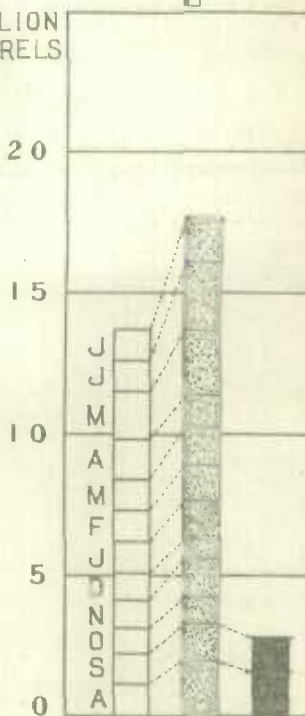


↓
CUMULATIVE
COMPARISON
↑

WHEAT FLOUR EXPORTS



MILLION
BARRELS



LEGEND

