

DOMINION BUREAU OF STATISTICS
AGRICULTURAL DIVISION
OTTAWA, CANADA

Published by Authority of the Rt. Hon. C. D. Howe, M.P.,
Minister of Trade and Commerce

Dominion Statistician: Herbert Marshall
Director, Agricultural Division: C. V. Parker
Chief, Crop Section: W. D. Porter

CANADIAN MILLING STATISTICS

SEPTEMBER 1948

Ottawa, October 28, 1948 - Canadian mills reporting for the month of September 1948 had a wheat flour production of 2,174,417 barrels as compared with the revised production of 2,512,989 barrels for the same month a year ago. The quantity of flour milled for the first two months of 1948-49 was 3,794,169 barrels, a reduction of almost 1.1 million barrels from the quantity milled in the same two months of the previous crop year.

Mills reporting September operations had a total milling capacity of 99,460 barrels per 24-hour day, and over a 25-day working period in the month 87.5 per cent of this was effective. Mills reporting in August operated 62.8 per cent of their combined rated capacity over a 26-day period.

Wheat milled for flour in September amounted to 9,811,562 bushels compared with 11,337,543 bushels for the same month a year ago. Ontario winter wheat included in the total for the month was 1,118,459 bushels against 238,596 bushels for September 1947. Wheat milled for the first two months of the current crop year was 17,165,459 bushels, while for the same two months last crop year 22,119,929 bushels were used.

Stocks of wheat in mill bins at the close of September 1948 amounted to 2,318,398 bushels for flour and 119,190 bushels of feed wheat.

MILL GRINDINGS

The following table shows the amount of wheat, oats, corn, barley, buckwheat and mixed grain milled for the month of September 1948, by merchant and custom mills in Canada according to divisions, with comparative totals for the same month last year and stocks on hand at September 30, 1948. (in bushels):

Grain	Quantities Ground				Stocks on Hand September 30, 1948		
	Merchant Mills	Customs Mills	Total September 1948	Total September 1947	Merchant Mills	Custom Mills	Total Sept. 30, 1948
EASTERN DIVISION							
Wheat -							
Manitoba Spring	3,655,768	-	3,655,768	5,043,996	784,160	-	784,160
Ontario Winter	1,118,459	-	1,118,459	238,596	954,700	-	954,700
Durum	113,448	-	113,448	60,725	36,863	-	36,863
Garnet	-	-	-	-	-	-	-
United States	23,071	-	23,071	-	9,599	-	9,599
All Other	12,520	155,694	168,214	258,229	40,300	168,817	229,117
Total Wheat	4,923,264	155,694	5,078,958	5,601,546	1,825,622	168,817	2,014,439
Feed Wheat	53,452	79,243	132,695	255,050	54,544	4,182	58,726
Oats	504,861	501,547	1,006,408	1,128,780	85,403	177,185	262,588
Corn	35,947	88,257	124,204	180,614	19,912	12,329	32,241
Barley	170,974	341,351	512,325	482,254	61,108	79,320	140,428
Buckwheat	3,132	791	3,923	327	14,893	5,406	20,299
Mixed Grain	107,579	1,277,706	1,385,285	1,281,555	128	603,587	603,715
WESTERN DIVISION							
Wheat -							
Manitoba Spring	4,547,274	-	4,547,274	5,188,806	211,083	-	211,083
Ontario Winter	-	-	-	-	-	-	-
Durum	5,923	-	5,923	6,434	9,459	-	9,459
Garnet	-	-	-	-	-	-	-
United States	-	-	-	-	-	-	-
All Other	71,483	107,924	179,407	540,757	-	83,417	83,417
Total Wheat	4,624,680	107,924	4,732,604	5,735,997	220,542	83,417	303,959
Feed Wheat	23,417	6,222	29,639	55,352	60,464	-	60,464
Oats	819,065	76,900	895,965	1,215,755	306,949	9,296	316,245
Corn	230	37	267	939	8,596	25	8,621
Barley	90,237	70,605	160,842	294,354	123,724	7,712	131,436
Buckwheat	-	-	-	-	4,252	-	4,252
Mixed Grain	137,163	67,047	204,210	239,015	12,978	25	13,003
DOMINION OF CANADA							
Wheat -							
Manitoba Spring	8,203,040	-	8,203,040	10,232,802	995,243	-	995,243
Ontario Winter	1,118,459	-	1,118,459	238,596	954,700	-	954,700
Durum	119,371	-	119,371	67,159	46,322	-	46,322
Garnet	-	-	-	-	-	-	-
United States	23,071	-	23,071	-	9,599	-	9,599
All Other	84,003	263,618	347,621	798,986	40,300	272,234	312,534
Total Wheat	9,547,944	263,618	9,811,562	11,337,543	2,046,164	272,234	2,318,398
Feed Wheat	76,869	85,465	162,334	310,402	115,008	4,182	119,190
Oats	1,323,926	578,447	1,902,373	2,344,535	392,352	186,481	578,833
Corn	36,177	88,294	124,471	181,553	28,508	12,354	40,862
Barley	261,211	411,956	673,167	776,608	184,832	87,032	271,864
Buckwheat	3,132	791	3,923	327	19,145	5,406	24,551
Mixed Grain	244,742	1,344,753	1,589,495	1,520,570	13,106	603,612	616,718

Price: 50 cents a year.

MILLING

The following table shows the production from wheat and coarse grains ground in merchant and custom mills in Canada for the month of September 1948, according to divisions, with comparative totals for the same month last year and stocks on hand at September 30, 1948:

Products	Unit of Measure	Production from Grindings				Stocks on Hand Sept. 30, 1948
		Eastern Division	Western Division	Total September 1948	Total September 1947	
	Berrels (196 lb.)					
						<u>WHEAT FLOUR</u>
Spring No. 1 or Top Patent, including Semolina	"	92,929	244,413	337,342	417,515	122,938
Spring No. 2 Patent	"	140,065	229,952	370,007	454,543	87,329
Spring No. 3 Patent (Strong Bakers or Export Patent)	"	536,502	462,836	999,338	1,264,831	155,340
Whole Wheat and Graham Flour ..	"	8,418	10,723	19,141	23,779	11,246
Ontario Winter Wheat Flour	"	248,856	-	248,856	53,901	19,294
Durum Semolina and Flour	"	23,974	-	23,974	14,567	14,311
Lower Grades of Flour	"	24,736	46,322	71,058	75,261	63,078
All Other	"	46,724	57,977	104,701	208,572	146,738
TOTAL FLOUR	"	1,122,194	1,052,223	2,174,417	2,512,989	620,274
	Pounds					
						<u>SUNDRY CEREALS</u>
Oatmeal	"	87,436	343,252	430,688	235,864	251,419
Rolled Oats	"	6,039,409	9,882,464	15,921,873	14,173,910	7,715,867
Corn Flour and Meal	"	797,964	-	797,964	1,148,972	448,506
Barley, Pot and Pearl	"	123,042	447,223	570,265	563,938	258,638
Buckwheat Flour	"	128,782	-	128,782	10,492	43,547
	Pounds					
						<u>GROUND FEED</u>
Feed Wheat	"	7,961,804	1,774,140	9,735,944	18,612,983	365,075
Ground Oats	"	23,801,888	9,084,676	32,886,564	50,162,444	1,645,086
Cracked Corn	"	3,111,324	14,952	3,126,276	4,696,936	148,945
Ground Barley	"	24,337,942	6,762,859	31,100,801	35,692,153	892,042
Mixed Grain	"	61,682,526	9,154,555	70,837,081	68,111,677	2,387,510
	Tons					
						<u>MILLFEEDS</u>
Bran	"	15,610	13,886	29,496	38,997	6,864
Shorts	"	15,120	14,714	29,834	36,022	3,862
Middlings	"	8,100	7,965	16,065	14,210	3,243
T o t a l	"	38,830	36,565	75,395	89,229	13,969
All Other Offal"	"	3,128	4,932	8,060	8,683	1,994
TOTAL OFFAL		41,958	41,497	83,455	97,912	15,563

* Including Coarse Grain Offal.

The increased production of winter wheat flour evident in the opening month of the current crop year has continued into the second month with an output of 248,856 barrels reported for September 1948. Total production of winter wheat flour for the two months under survey this crop year amounted to 480,933 barrels as compared with 126,486 barrels for the same two months in 1947-48.

Wheat flour exports for September amounted to 812,591 barrels, bringing the total for the first two months of 1948-49 to 1,745,816 barrels compared with 2,869,441 barrels for the same two months a year ago.

Total millfeeds for September amounted to 75,395 tons against 89,229 tons for the same month in 1947. This was comprised of bran 29,496 (38,997) tons, shorts 29,834 (36,022) tons, and middlings 16,065 (14,210) tons.

Total ground feeds for the month of September amounted to 147,686,666 pounds compared with 177,276,192 pounds for the same month last year. The items in this group were as follows with comparative figures in brackets and the quantities in pounds: Feed Wheat 9,735,944 (18,612,983); Ground Oats 32,886,564 (50,162,444); Cracked Corn 3,126,276 (4,896,936); Ground Barley 31,100,801 (35,692,153); and Mixed Grain 70,837,041 (68,111,677).

SUMMARY OF MILL GRINDINGS

The following table summarizes the mill grind of wheat, oats, corn, barley, buckwheat, rye and mixed grain for the first two months of the crop year 1948-49, with comparative figures for 1947-48:

Months	Wheat for Flour	Feed Wheat	Oats	Corn	Barley	Buckwheat	Rye	Mixed Grain
- bushels -								
August, 1948	7,353,897	187,023	1,711,837	131,521	672,037	136	3,434	1,397,866
September	9,811,562	162,334	1,902,373	124,471	673,167	3,923	8,276	1,589,495
Totals	17,165,459	349,357	3,614,210	255,992	1,344,204	4,059	11,710	2,987,361
TOTALS LAST YEAR	22,119,929	619,413	4,587,142	345,312	1,572,884	1,077	1,497	2,825,889

SUMMARY OF MILL PRODUCTION

The following table summarizes the production of wheat flour, oatmeal, rolled oats, corn flour and meal and millfeeds for the first two months of the crop year 1948-49, including percentage of operation and wheat flour exports with comparative figures for 1947-48:

Months	Wheat Flour		Oatmeal	Rollled Oats	Corn Flour and Meal	Millfeeds	Wheat Flour Exports
	Percentage of Operation	Quantity Barrels (196 lb.)	Pounds	Pounds	Pounds	Tons	Barrels (196 lb.)
August, 1948	62.8	1,619,752	292,058	13,563,560	1,090,192	57,100	933,225
September	87.5	2,174,417	430,688	15,921,873	797,964	75,395	812,591
Totals		3,794,169	722,746	29,485,433	1,888,156	132,495	1,745,816
TOTALS LAST YEAR		4,887,410	542,784	27,745,042	1,924,152	173,526	2,869,441

The following table shows the production of wheat flour for the crop years 1943-44 to 1947-48:

Crop Year	1943-44	1944-45	1945-46	1946-47	1947-48 ^{1/}
- barrels -					
August	1,861,634	2,035,583	2,038,048	2,136,459	2,412,394
September	2,021,375	1,974,184	2,049,104	2,250,273	2,481,189
October	2,124,047	2,090,504	2,237,501	2,474,421	2,531,104
November	2,216,183	2,204,749	2,272,712	2,521,016	2,159,483
December	2,153,643	2,033,623	2,181,256	2,363,660	1,691,610
January	2,058,488	2,091,577	2,246,273	2,479,761	1,889,350
February	2,066,785	1,866,238	2,175,453	2,230,126	1,799,279
March	2,261,338	2,194,062	2,397,392	2,440,197	1,871,781
April	1,967,600	2,105,061	2,220,860	2,381,923	1,955,132
May	1,970,957	2,093,502	2,352,054	2,610,806	1,726,281
June	1,877,022	2,155,127	2,247,698	2,448,784	1,911,811
July	1,724,561	1,790,695	2,121,699	2,251,030	1,814,297
Totals	24,303,833	24,634,905	26,540,050	28,588,456	24,243,711


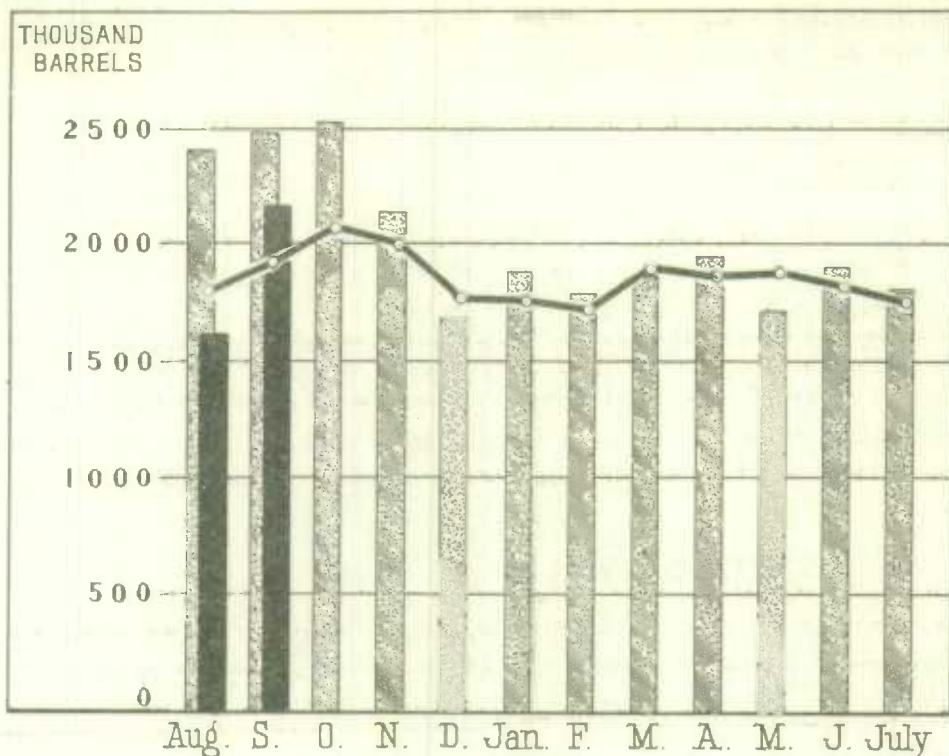
^{1/} Preliminary.



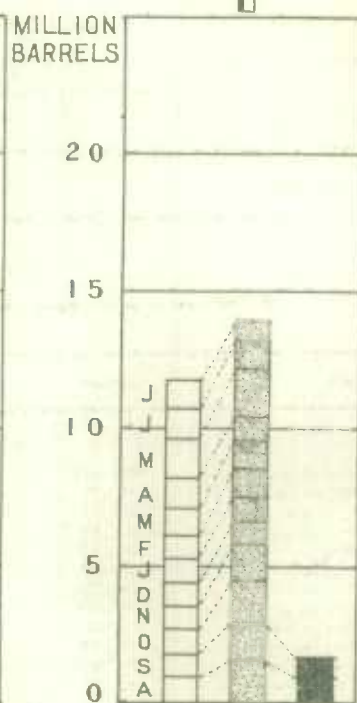
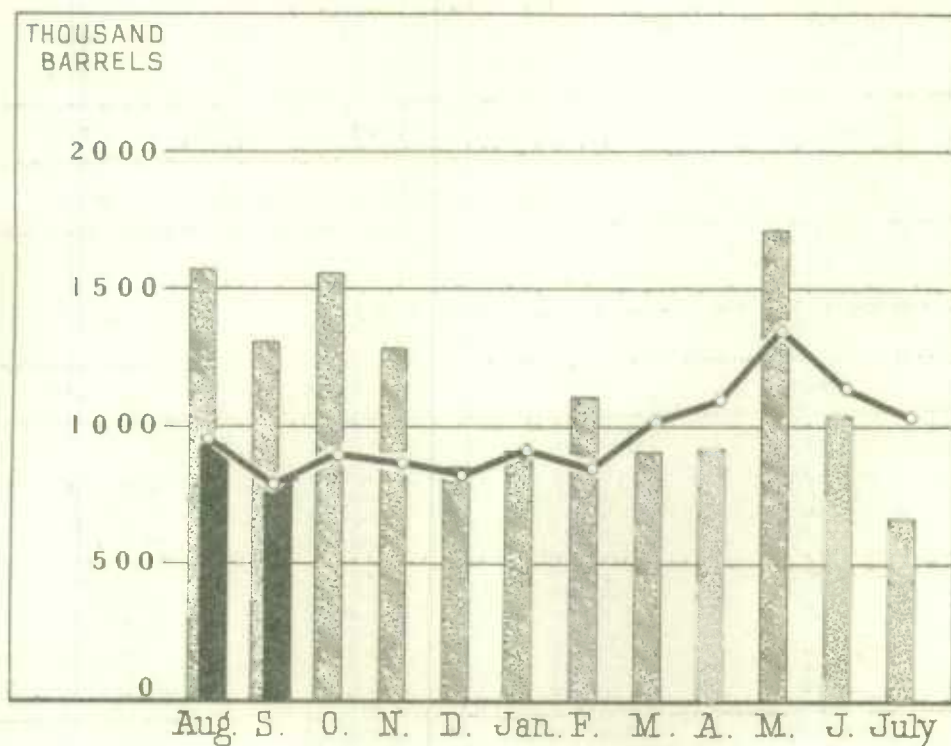
1010633661

WHEAT FLOUR PRODUCTION

MILLION
BARRELS
30



WHEAT FLOUR EXPORTS



LEGEND

