



DOMINION BUREAU OF STATISTICS  
Agriculture Division  
OTTAWA

DOMINION BUREAU  
OF STATISTICS

JAN 8 1950

LIBRARY

Published by Authority of the Rt. Hon. C. D. Howe, Minister of Trade and Commerce

November 1949

Price: \$1.00 a year

CANADIAN MILLING STATISTICS

Wheat flour production as reported by Canadian mills for the month of November amounted to 1,950,539 barrels against 1,965,302 barrels for the same month in 1948. This year's November output was the highest single month's production so far this crop year. Total production for the first four months of the current crop year was 7,416,467 barrels, while for the same period in 1948-49 the amount was 7,719,574 barrels.

Mills reporting November operations had a total milling capacity of 98,690 barrels per 24-hour day, and over a 26-day working period in the month 76.0 per cent of this was effective. Mills reporting in October had the same percentage for 25 days.

Wheat used in the manufacture of flour for November 1949 was 8,690,627 bushels compared with 8,751,968 bushels in the same month a year ago. Total wheat milled for flour in the four months ending with November amounted to 33,075,328 bushels compared with 34,719,104 bushels for the same period in 1948-49.

Stocks of wheat in mill bins at the close of November 1949 amounted to 3,811,090 bushels for flour and 123,579 bushels of feed wheat.

MILL GRINDINGS

The following table shows the amount of wheat, oats, corn, barley, buckwheat and mixed grain milled for the month of November 1949, by merchant and custom mills in Canada according to divisions, with comparative totals for the same month last year and stocks on hand at November 30, 1949. (in bushels):

| Grain                     | Quantities Ground |              |                     |                     | Stocks on Hand November 30, 1949 |              |                     |
|---------------------------|-------------------|--------------|---------------------|---------------------|----------------------------------|--------------|---------------------|
|                           | Merchant Mills    | Custom Mills | Total November 1949 | Total November 1948 | Merchant Mills                   | Custom Mills | Total Nov. 30, 1949 |
| <b>EASTERN DIVISION</b>   |                   |              |                     |                     |                                  |              |                     |
| Wheat -                   |                   |              |                     |                     |                                  |              |                     |
| Manitoba Spring .....     | 3,507,675         | -            | 3,507,675           | 3,945,686           | 2,233,411                        | -            | 2,233,411           |
| Ontario Winter .....      | 460,257           | -            | 460,257             | 438,535             | 930,082                          | -            | 930,082             |
| Durum .....               | 108,651           | -            | 108,651             | 82,202              | 33,431                           | -            | 33,431              |
| Garnet .....              | -                 | -            | -                   | -                   | -                                | -            | -                   |
| United States .....       | -                 | -            | -                   | -                   | -                                | -            | -                   |
| All Other .....           | 22,582            | 124,076      | 146,658             | 229,990             | 56,872                           | 229,626      | 286,498             |
| Total Wheat .....         | 4,099,165         | 124,076      | 4,223,241           | 4,695,413           | 3,253,796                        | 229,626      | 3,483,422           |
| Feed Wheat .....          | 48,268            | 90,408       | 138,676             | 131,822             | 60,515                           | 2,008        | 62,523              |
| Oats .....                | 424,626           | 803,313      | 1,227,939           | 1,066,468           | 642,986                          | 184,134      | 827,120             |
| Corn .....                | 144,399           | 166,608      | 311,007             | 149,041             | 109,324                          | 70,828       | 180,152             |
| Barley .....              | 112,582           | 254,357      | 366,739             | 675,302             | 192,917                          | 133,335      | 326,252             |
| Buckwheat .....           | 1,300             | 5,508        | 6,808               | 7,693               | 14,875                           | 8,466        | 23,341              |
| Mixed Grain .....         | 99,893            | 1,585,856    | 1,685,749           | 1,811,508           | 6,932                            | 30,317       | 37,249              |
| <b>WESTERN DIVISION</b>   |                   |              |                     |                     |                                  |              |                     |
| Wheat -                   |                   |              |                     |                     |                                  |              |                     |
| Manitoba Spring .....     | 4,311,128         | -            | 4,311,128           | 3,880,382           | 288,977                          | -            | 288,977             |
| Ontario Winter .....      | -                 | -            | -                   | -                   | -                                | -            | -                   |
| Durum .....               | 39,642            | -            | 39,642              | 24,429              | -                                | -            | -                   |
| Garnet .....              | -                 | -            | -                   | -                   | -                                | -            | -                   |
| United States .....       | -                 | -            | -                   | -                   | -                                | -            | -                   |
| All Other .....           | 44,678            | 71,938       | 116,616             | 150,744             | -                                | 38,691       | 38,691              |
| Total Wheat .....         | 4,395,448         | 71,938       | 4,467,386           | 4,055,555           | 288,977                          | 38,691       | 327,668             |
| Feed Wheat .....          | 40,948            | 4,723        | 45,671              | 39,868              | 61,056                           | -            | 61,056              |
| Oats .....                | 583,270           | 116,307      | 699,577             | 887,402             | 135,717                          | 24,008       | 159,719             |
| Corn .....                | 12,842            | 6,999        | 19,841              | 916                 | 23,965                           | 85           | 24,050              |
| Barley .....              | 63,659            | 69,624       | 133,283             | 228,241             | 59,811                           | 12,722       | 72,533              |
| Buckwheat .....           | -                 | -            | -                   | -                   | 4,920                            | -            | 4,920               |
| Mixed Grain .....         | 147,458           | 115,853      | 263,311             | 234,264             | 6,622                            | 383          | 7,005               |
| <b>DOMINION OF CANADA</b> |                   |              |                     |                     |                                  |              |                     |
| Wheat -                   |                   |              |                     |                     |                                  |              |                     |
| Manitoba Spring .....     | 7,818,803         | -            | 7,818,803           | 7,826,068           | 2,522,388                        | -            | 2,522,388           |
| Ontario Winter .....      | 460,257           | -            | 460,257             | 438,535             | 930,082                          | -            | 930,082             |
| Durum .....               | 148,293           | -            | 148,293             | 106,631             | 33,431                           | -            | 33,431              |
| Garnet .....              | -                 | -            | -                   | -                   | -                                | -            | -                   |
| United States .....       | -                 | -            | -                   | -                   | -                                | -            | -                   |
| All Other .....           | 67,260            | 196,014      | 263,274             | 380,734             | 56,872                           | 268,317      | 325,189             |
| Total Wheat .....         | 8,494,613         | 196,014      | 8,690,627           | 8,751,968           | 3,542,773                        | 268,317      | 3,811,090           |
| Feed Wheat .....          | 89,216            | 95,131       | 184,347             | 171,690             | 121,571                          | 2,008        | 123,579             |
| Oats .....                | 1,007,896         | 919,620      | 1,927,516           | 1,953,870           | 778,703                          | 208,136      | 986,839             |
| Corn .....                | 157,241           | 173,607      | 330,848             | 149,957             | 133,289                          | 70,913       | 204,202             |
| Barley .....              | 176,041           | 323,981      | 500,022             | 903,543             | 252,728                          | 146,057      | 398,785             |
| Buckwheat .....           | 1,300             | 5,508        | 6,808               | 7,693               | 19,795                           | 8,466        | 28,261              |
| Mixed Grain .....         | 247,351           | 1,701,709    | 1,949,060           | 2,045,772           | 13,554                           | 30,700       | 44,254              |

# MILLING

The following table shows the production from wheat and coarse grains ground in merchant and custom mills in Canada for the month of November 1949, according to divisions, with comparative totals for the same month last year and stocks on hand at November 30, 1949:

| Products   | Unit of Measure   | Production from Grindings |                  |                     |                     | Stocks on Hand    |
|--|-------------------|---------------------------|------------------|---------------------|---------------------|-------------------|
|  |                   | Eastern Division          | Western Division | Total November 1949 | Total November 1948 | November 30, 1949 |
| <u>WHEAT FLOUR</u>   |                   |                           |                  |                     |                     |                   |
|  | Barrels (196 lb.) |                           |                  |                     |                     |                   |
| Spring No. 1 or Top Patent, including Semolina .....       | "                 | 111,910                   | 271,965          | 383,875             | 353,857             | 221,769           |
| Spring No. 2 Patent .....                                  | "                 | 275,258                   | 254,988          | 530,246             | 437,144             | 158,028           |
| Spring No. 3 Patent (Strong Bakers or Export Patent) ..... | "                 | 360,079                   | 281,205          | 641,284             | 850,196             | 114,313           |
| Whole Wheat and Graham Flour .....                         | "                 | 7,585                     | 12,563           | 20,148              | 20,194              | 12,028            |
| Ontario Winter Wheat Flour .....                           | "                 | 98,758                    | -                | 98,758              | 107,840             | 23,284            |
| Durum Semolina and Flour .....                             | "                 | 25,411                    | 6,486            | 31,897              | 20,448              | 5,772             |
| Lower Grades of Flour .....                                | "                 | 41,619                    | 47,276           | 88,895              | 72,040              | 32,336            |
| All Other .....  | "                 | 36,027                    | 119,409          | 155,436             | 103,583             | 263,183           |
| TOTAL FLOUR .....  | "                 | 956,647                   | 993,892          | 1,950,539           | 1,965,302           | 830,715           |
| <u>SUNDRY CEREALS</u>                                      |                   |                           |                  |                     |                     |                   |
|  | Pounds            |                           |                  |                     |                     |                   |
| Oatmeal .....  | "                 | 42,728                    | 290,578          | 333,306             | 426,298             | 314,591           |
| Rolled Oats .....  | "                 | 3,316,940                 | 6,357,530        | 9,674,470           | 12,559,610          | 11,647,643        |
| Corn Flour and Meal .....                                  | "                 | 1,189,740                 | -                | 1,189,740           | 1,027,040           | 611,193           |
| Barley, Pot and Pearl .....                                | "                 | 223,648                   | 112,945          | 336,593             | 775,265             | 372,973           |
| Buckwheat Flour .....                                      | "                 | 183,288                   | -                | 183,288             | 194,265             | 73,535            |
| <u>GROUND FEED</u>   |                   |                           |                  |                     |                     |                   |
|  | Pounds            |                           |                  |                     |                     |                   |
| Feed Wheat .....   | "                 | 8,320,636                 | 2,727,230        | 11,047,866          | 10,296,875          | 319,690           |
| Ground Oats .....  | "                 | 35,762,458                | 11,983,429       | 47,745,887          | 42,172,400          | 2,117,380         |
| Cracked Corn .....   | "                 | 11,625,274                | 1,111,096        | 12,736,370          | 4,055,344           | 400,565           |
| Ground Barley .....  | "                 | 16,903,093                | 6,201,665        | 23,104,758          | 41,615,559          | 843,362           |
| Mixed Grain .....  | "                 | 75,170,855                | 11,628,233       | 86,799,088          | 91,153,692          | 2,021,381         |
| <u>MILLFEEDS</u>   |                   |                           |                  |                     |                     |                   |
|  | Tons              |                           |                  |                     |                     |                   |
| Bran .....   | "                 | 13,036                    | 12,956           | 25,992              | 26,152              | 5,944             |
| Shorts .....   | "                 | 11,380                    | 14,351           | 25,731              | 25,878              | 5,029             |
| Middlings .....  | "                 | 7,353                     | 7,106            | 14,459              | 15,995              | 2,508             |
| TOTAL .....  | "                 | 31,769                    | 34,413           | 66,182              | 68,025              | 13,481            |
| All Other Offal* .....                                     | "                 | 2,945                     | 2,247            | 5,192               | 6,777               | 1,906             |
| TOTAL OFFAL .....  | "                 | 34,714                    | 36,660           | 71,374              | 74,802              | 15,387            |

\* Including Coarse Grain Offal.

November production of winter wheat flour amounted to 98,758 barrels compared with 107,840 barrels for the same month last year. This brought the total for the four months ending with November 1949 to 418,771 barrels, while for a like period in 1948-49 the amount was 736,919 barrels.

Wheat flour exports for November amounted to 822,131 barrels against 1,212,229 barrels for the corresponding month a year ago. Total wheat flour exports for the four months ending with November amounted to 3,300,034 barrels compared with 4,417,501 barrels for the same four months of the crop year 1948-49.

Millfeed production for November amounted to 66,182 tons compared with 68,025 tons for the same month in 1948. The breakdown was bran 25,992 (26,152) tons, shorts 25,731 (25,878) tons and middlings 14,459 (15,995) tons. Total millfeed production for the first four months of the current crop year was 254,387 tons, while for the same period in 1948-49 the total was 269,613 tons.

Ground feeds for November totalled 181,433,969 pounds against 189,293,870 pounds for the same month last year. The items in this group were as follows with comparative figures in brackets and the quantities in pounds: Feed Wheat 11,047,866 (10,296,875); Ground Oats 47,745,887 (42,172,400); Cracked Corn 12,736,370 (4,055,344); Ground Barley 23,104,758 (41,615,559); and Mixed Grain 86,799,088 (91,153,692).

# SUMMARY OF MILL GRINDINGS

The following table summarizes the mill grind of wheat, oats, corn, barley, buckwheat, rye and mixed grain for the first four months of the crop year 1949-50, with comparative figures for 1948-49:

| Months             | Wheat for Flour | Feed Wheat | Oats      | Corn      | Barley    | Buckwheat | Rye    | Mixed Grain |
|--------------------|-----------------|------------|-----------|-----------|-----------|-----------|--------|-------------|
| - bushels -        |                 |            |           |           |           |           |        |             |
| August, 1949 ..... | 7,828,535       | 171,384    | 1,805,526 | 270,540   | 753,487   | 1,703     | 4,484  | 1,437,157   |
| September .....    | 8,254,571       | 154,340    | 2,101,233 | 266,685   | 649,122   | 2,805     | 9,776  | 1,649,332   |
| October .....      | 8,301,595       | 163,586    | 2,206,255 | 265,796   | 551,465   | 4,186     | 8,601  | 1,735,758   |
| November .....     | 8,690,627       | 184,347    | 1,927,516 | 330,848   | 500,022   | 6,808     | 7,300  | 1,949,060   |
| TOTALS .....       | 33,075,328      | 673,657    | 8,040,530 | 1,133,869 | 2,454,096 | 15,502    | 30,161 | 6,771,301   |
| TOTAL LAST YEAR .. | 34,719,104      | 693,094    | 7,464,281 | 529,327   | 3,084,044 | 20,245    | 23,404 | 6,822,946   |

# SUMMARY OF MILL PRODUCTION

The following table summarizes the production of wheat flour, oatmeal, rolled oats, corn flour and meal and millfeeds for the first four months of the crop year 1949-50, including percentage of operation and wheat flour exports with comparative figures for 1948-49:

| Months             | Wheat Flour             |                            | Oatmeal   | Rollled Oats | Corn Flour and Meal | Millfeeds | Wheat Flour Exports |
|--------------------|-------------------------|----------------------------|-----------|--------------|---------------------|-----------|---------------------|
|                    | Percentage of Operation | Quantity Barrels (196 lb.) | Pounds    | Pounds       | Pounds              | Tons      | Barrels (196 lb.)   |
| August, 1949 ..... | 65.2                    | 1,750,000                  | 487,816   | 8,650,658    | 681,872             | 60,262    | 866,199             |
| September .....    | 75.9                    | 1,857,154                  | 684,778   | 15,067,870   | 1,169,044           | 64,071    | 867,756             |
| October .....      | 76.0                    | 1,856,774                  | 329,982   | 15,796,500   | 1,553,494           | 63,872    | 743,946             |
| November .....     | 76.0                    | 1,950,539                  | 333,306   | 9,674,470    | 1,189,740           | 66,182    | 822,131             |
| TOTALS .....       |                         | 7,416,467                  | 1,835,882 | 49,189,698   | 4,594,150           | 254,397   | 3,300,034           |
| TOTALS LAST YEAR . |                         | 7,719,574                  | 1,548,664 | 53,835,952   | 3,995,028           | 269,613   | 4,417,501           |

# WHEAT FLOUR EXPORTS

| Months          | 1945*      | 1946*      | 1947*      | 1948*      | 1949*   |
|-----------------|------------|------------|------------|------------|---------|
| - barrels -     |            |            |            |            |         |
| January .....   | 840,280    | 1,577,690  | 1,388,126  | 903,175    | 834,741 |
| February .....  | 1,031,670  | 783,979    | 1,244,597  | 1,104,327  | 684,917 |
| March .....     | 1,237,966  | 1,612,545  | 1,380,314  | 907,189    | 802,676 |
| April .....     | 1,367,550  | 1,500,079  | 1,580,686  | 1,285,050  | 748,380 |
| May .....       | 1,401,502  | 1,744,477  | 2,360,670  | 1,130,144  | 839,962 |
| June .....      | 1,612,599  | 1,314,018  | 1,622,370  | 1,051,034  | 716,557 |
| July .....      | 1,148,464  | 1,316,074  | 1,650,584  | 716,475    | 797,655 |
| August .....    | 947,729    | 1,401,378  | 1,566,260  | 943,152    | 866,199 |
| September ..... | 722,926    | 906,762    | 1,303,181  | 815,658    | 867,756 |
| October .....   | 1,163,414  | 1,282,535  | 1,555,740  | 1,446,462  | 743,946 |
| November .....  | 1,124,976  | 1,277,268  | 1,288,046  | 1,212,229  | 822,131 |
| December .....  | 662,270    | 800,943    | 850,952    | 845,172    |         |
| TOTALS .....    | 13,261,346 | 15,517,748 | 17,791,526 | 12,360,067 |         |

\*Exports for months from August 1945 to August 1949 revised to remove effect of time-lag in the returns made by Customs. Subsequent months to be revised as data become available.

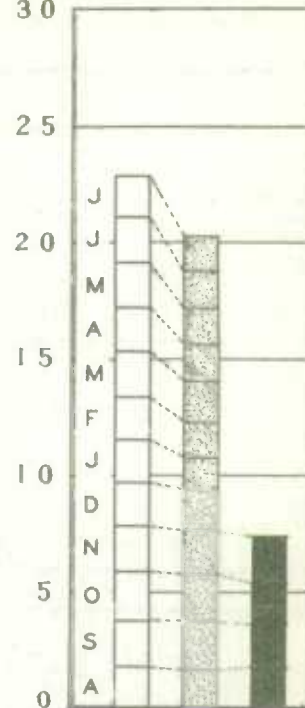
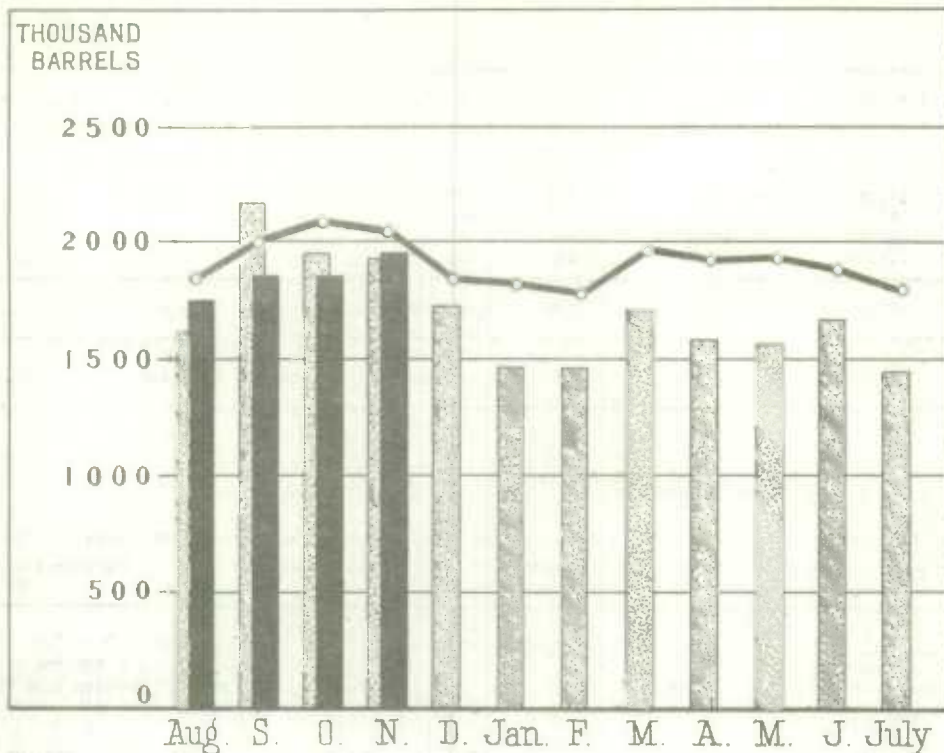




1010633651

# WHEAT FLOUR PRODUCTION

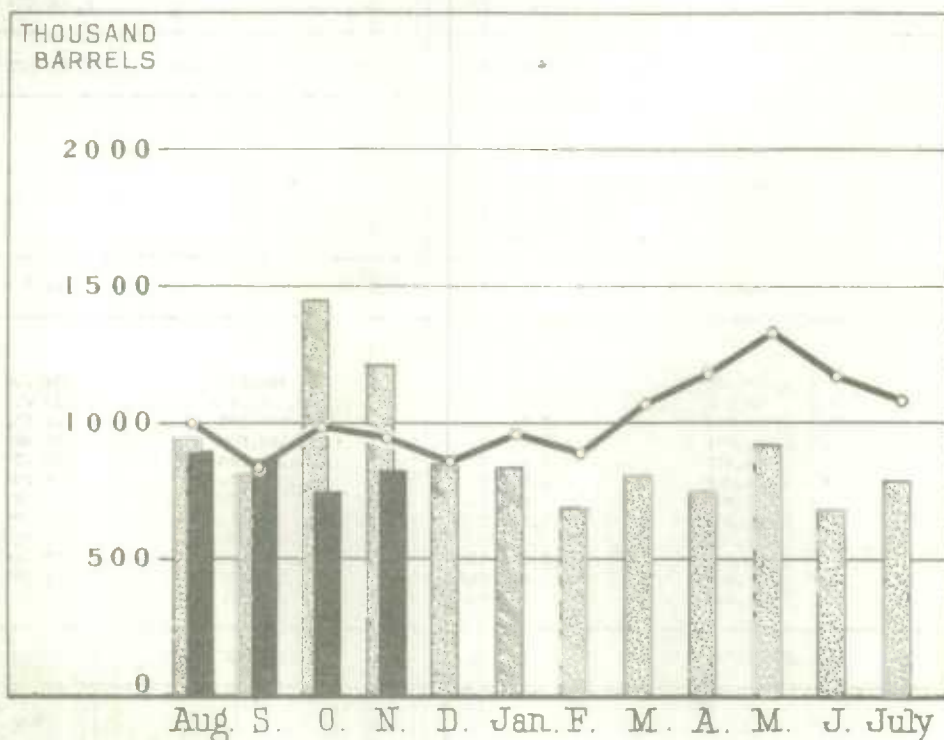
MILLION  
BARRELS  
30



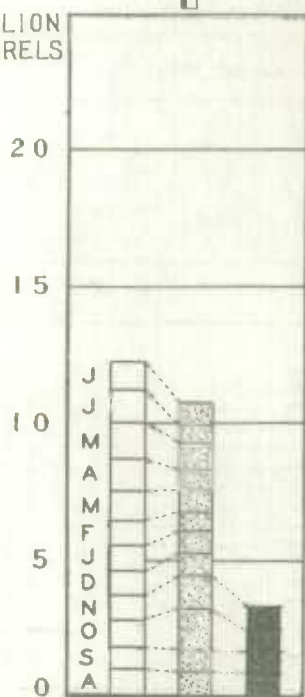
CUMULATIVE  
COMPARISON



# WHEAT FLOUR EXPORTS



MILLION  
BARRELS



## LEGEND

