

# D.B.S. MEMORANDUM

Dominion Bureau of Statistics, Ottawa, Canada



May 1952

Price \$1.00 a year.

## GRAIN MILLING STATISTICS

Wheat flour production for Canadian mills reporting for the month of May 1952 exceeded the 2-million barrel mark for the first time this crop year. The output was 2,145,508 barrels against 2,095,216 barrels for the same month a year ago. This brought the total production for the August-May period of the current crop year to 18,825,366 barrels, about 6.7 per cent below that of the same period in 1950-51 when the total was 20,185,087 barrels.

Mills operating for May 1952 average 85.9 per cent when computed on a 26-day working period in the month and a daily capacity of 96,035 barrels. Mills reporting in April operated 82.5 per cent of their combined rated capacity for 25 days.

Wheat milled for flour in May 1952 amounted to 9,758,260 bushels compared with 9,563,266 bushels for the same month last year. Total wheat used for flour for the ten months under review to the end of May 1952 amounted to 86,218,263 bushels while for the same ten months in the crop year 1950-51 the wheat totalled 91,040,025 bushels.

Stocks of wheat in mill bins at the end of May 1952 amounted to 2,090,839 bushels for flour and 143,648 bushels of feed wheat.

## MILL GRINDINGS

The following table shows the amount of wheat, oats, corn, barley, buckwheat and mixed grain milled for the month of May 1952 by merchant and custom mills in Canada according to divisions, with comparative totals for the same month last year and stocks on hand at May 31, 1952 (in bushels):

| Grain                   | Quantities Ground |              |                 |                 | Stocks on Hand |              |                     |
|-------------------------|-------------------|--------------|-----------------|-----------------|----------------|--------------|---------------------|
|                         | Merchant Mills    | Custom Mills | Totals May 1952 | Totals May 1951 | Merchant Mills | Custom Mills | Totals May 31, 1952 |
| <u>EASTERN DIVISION</u> |                   |              |                 |                 |                |              |                     |
| <b>Wheat</b>            |                   |              |                 |                 |                |              |                     |
| Manitoba Spring .....   | 4,270,817         | -            | 4,270,817       | 3,838,386       | 1,317,842      | -            | 1,317,842           |
| Ontario Winter .....    | 318,049           | -            | 318,049         | 280,666         | 262,742        | -            | 262,742             |
| Durum .....             | 114,668           | -            | 114,668         | 91,025          | 92,863         | -            | 92,863              |
| Garnet .....            | -                 | -            | -               | -               | -              | -            | -                   |
| United States .....     | -                 | -            | -               | -               | -              | -            | -                   |
| All Other .....         | 15,450            | 111,069      | 126,519         | 156,047         | 31,810         | 141,762      | 173,572             |
| Totals, Wheat .....     | 4,718,984         | 111,069      | 4,830,053       | 4,366,124       | 1,705,257      | 141,762      | 1,847,019           |
| Feed Wheat .....        | 91,909            | 133,454      | 225,363         | 192,842         | 80,582         | 3,385        | 83,967              |
| Oats .....              | 267,816           | 705,001      | 972,817         | 853,648         | 226,356        | 146,996      | 373,352             |
| Corn .....              | 87,481            | 75,860       | 163,341         | 268,079         | 95,900         | 67,107       | 163,007             |
| Barley .....            | 133,391           | 328,753      | 462,144         | 327,467         | 92,880         | 112,720      | 205,600             |
| Buckwheat .....         | -                 | 751          | 751             | 142             | 8,268          | 2,518        | 10,786              |
| Mixed Grain .....       | 77,466            | 1,192,611    | 1,270,077       | 1,330,078       | 1,150          | 5,975        | 7,125               |
| <u>WESTERN DIVISION</u> |                   |              |                 |                 |                |              |                     |
| <b>Wheat</b>            |                   |              |                 |                 |                |              |                     |
| Manitoba Spring .....   | 4,880,505         | -            | 4,880,505       | 5,019,919       | 238,510        | -            | 238,510             |
| Ontario Winter .....    | -                 | -            | -               | -               | -              | -            | -                   |
| Durum .....             | 2,291             | -            | 2,291           | 48,110          | -              | -            | -                   |
| Garnet .....            | -                 | -            | -               | -               | -              | -            | -                   |
| United States .....     | -                 | -            | -               | -               | -              | -            | -                   |
| All Other .....         | 40,287            | 5,124        | 45,411          | 129,113         | -              | 5,310        | 5,310               |
| Totals, Wheat .....     | 4,923,083         | 5,124        | 4,928,207       | 5,197,142       | 238,510        | 5,310        | 243,820             |
| Feed Wheat .....        | 49,947            | 12,980       | 62,927          | 68,522          | 59,681         | -            | 59,681              |
| Oats .....              | 315,126           | 74,047       | 389,173         | 395,607         | 88,836         | 12,295       | 101,131             |
| Corn .....              | 7,381             | 48           | 7,429           | 8,143           | 13,323         | 6            | 13,329              |
| Barley .....            | 40,309            | 33,426       | 73,735          | 65,619          | 95,998         | 3,411        | 99,409              |
| Buckwheat .....         | -                 | -            | -               | -               | -              | -            | -                   |
| Mixed Grain .....       | 101,977           | 85,626       | 187,603         | 196,304         | 11,822         | 200          | 12,022              |
| <u>CANADA</u>           |                   |              |                 |                 |                |              |                     |
| <b>Wheat</b>            |                   |              |                 |                 |                |              |                     |
| Manitoba Spring .....   | 9,151,322         | -            | 9,151,322       | 8,858,305       | 1,556,352      | -            | 1,556,352           |
| Ontario Winter .....    | 318,049           | -            | 318,049         | 280,666         | 262,742        | -            | 262,742             |
| Durum .....             | 116,959           | -            | 116,959         | 139,135         | 92,863         | -            | 92,863              |
| Garnet .....            | -                 | -            | -               | -               | -              | -            | -                   |
| United States .....     | -                 | -            | -               | -               | -              | -            | -                   |
| All Other .....         | 55,737            | 116,193      | 171,930         | 285,160         | 31,810         | 147,072      | 178,882             |
| Totals, Wheat .....     | 9,642,067         | 116,193      | 9,758,260       | 9,563,266       | 1,943,767      | 147,072      | 2,090,839           |
| Feed Wheat .....        | 141,856           | 146,434      | 288,290         | 261,364         | 140,263        | 3,385        | 143,648             |
| Oats .....              | 582,942           | 779,048      | 1,361,990       | 1,249,255       | 315,192        | 159,291      | 474,483             |
| Corn .....              | 94,862            | 75,908       | 170,770         | 276,222         | 109,223        | 67,113       | 176,336             |
| Barley .....            | 173,700           | 362,179      | 535,879         | 393,086         | 188,878        | 116,131      | 305,009             |
| Buckwheat .....         | -                 | 751          | 751             | 142             | 8,268          | 2,518        | 10,786              |
| Mixed Grain .....       | 179,443           | 1,278,237    | 1,457,680       | 1,526,382       | 12,972         | 6,175        | 19,147              |

MILLINGS

The following table shows the production from wheat and coarse grains ground in merchant and custom mills in Canada for the month of May 1952, according to divisions, with comparative totals for the same month last year and stocks on hand at May 31, 1952:

| Products  | Unit of Measure      | Production from Grindings |                  |                    |                    | Stocks on Hand<br>May 31, 1952 |
|---|----------------------|---------------------------|------------------|--------------------|--------------------|--------------------------------|
|   |                      | Eastern Division          | Western Division | Totals<br>May 1952 | Totals<br>May 1951 |                                |
|   | Barrels<br>(196 lb.) | <u>WHEAT FLOUR</u>        |                  |                    |                    |                                |
| Spring No. 1 or Top Patent,<br>including Semolina .....       | "                    | 64,716                    | 228,877          | 293,593            | 293,695            | 247,760                        |
| Spring No. 2 Patent .....                                     | "                    | 201,578                   | 269,009          | 470,587            | 472,273            | 98,460                         |
| Spring No. 3 Patent (Strong<br>Bakers or Export Patent) ..... | "                    | 604,342                   | 500,444          | 1,104,786          | 1,031,436          | 324,902                        |
| Whole Wheat and Graham Flour .....                            | "                    | 14,895                    | 14,607           | 29,502             | 25,260             | 21,975                         |
| Ontario Winter Wheat Flour .....                              | "                    | 76,767                    | -                | 76,767             | 61,000             | 22,691                         |
| Durum Semolina and Flour .....                                | "                    | 23,680                    | 464              | 24,144             | 31,553             | 12,322                         |
| Lower Grades of Flour .....                                   | "                    | 51,294                    | 41,068           | 92,362             | 106,102            | 34,559                         |
| All Other .....   | "                    | 25,642                    | 28,125           | 53,767             | 73,897             | 116,630                        |
| <b>Totals, Flour .....</b>                                    | "                    | <b>1,062,914</b>          | <b>1,082,594</b> | <b>2,145,508</b>   | <b>2,095,216</b>   | <b>879,299</b>                 |
|   |                      | <u>SUNDRY CEREALS</u>     |                  |                    |                    |                                |
| Oatmeal .....   | Pounds               | 404,800                   | 431,306          | 836,106            | 645,446            | 138,622                        |
| Rolled Oats .....   | "                    | 427,224                   | 2,864,594        | 3,291,818          | 5,771,350          | 5,025,198                      |
| Corn Flour and Meal .....                                     | "                    | 865,532                   | -                | 865,532            | 747,084            | 607,700                        |
| Barley, Pot and Pearl .....                                   | "                    | 56,290                    | 104,611          | 160,901            | 169,953            | 338,758                        |
| Buckwheat Flour .....   | "                    | 21,402                    | -                | 21,402             | 4,047              | 12,400                         |
|   | Pounds               | <u>GROUND FEEDS</u>       |                  |                    |                    |                                |
| Feed Wheat .....  | "                    | 13,521,780                | 3,771,520        | 17,293,300         | 15,670,760         | 347,800                        |
| Ground Oats .....   | "                    | 31,211,667                | 6,635,444        | 37,847,111         | 30,654,081         | 1,269,699                      |
| Cracked Corn .....  | "                    | 6,445,645                 | 416,004          | 6,861,649          | 9,460,128          | 267,132                        |
| Ground Barley .....   | "                    | 22,023,888                | 3,306,316        | 25,330,204         | 18,445,082         | 408,509                        |
| Mixed Grain .....   | "                    | 57,091,580                | 8,483,757        | 65,575,337         | 67,831,087         | 1,965,273                      |
|   | Tons                 | <u>MILLFEEDS</u>          |                  |                    |                    |                                |
| Bran .....  | "                    | 15,637                    | 16,852           | 32,489             | 30,412             | 3,285                          |
| Shorts .....  | "                    | 17,241                    | 13,045           | 30,286             | 33,804             | 2,704                          |
| Middlings .....   | "                    | 5,091                     | 8,059            | 13,150             | 12,729             | 2,179                          |
| <b>Totals .....</b>   | "                    | <b>37,969</b>             | <b>37,956</b>    | <b>75,925</b>      | <b>76,945</b>      | <b>8,168</b>                   |
| All Other Offal* .....  | "                    | 1,207                     | 1,450            | 2,657              | 4,647              | 833                            |
| <b>Totals, Offal .....</b>                                    | "                    | <b>39,176</b>             | <b>39,406</b>    | <b>78,582</b>      | <b>81,592</b>      | <b>9,001</b>                   |

\* Including Coarse Grain Offal.

The production of Ontario winter wheat flour for May 1952 amounted to 76,767 barrels, bringing the total for the ten months covered to the end of May 1952 to 886,154 barrels. This was in comparison with 61,000 barrels for May last year and a total of 912,414 barrels for the August-May period in the crop year 1950-51.

May exports of wheat flour from Canada amounting to 1,197,991 barrels were down from the same month a year ago when shipments to all countries amounted to 1,483,838 barrels. In the August-May period of the current crop year exports of wheat flour totalled 9,041,348 barrels compared with 10,432,205 barrels for the corresponding period of 1950-51.

Millfeed production for May 1952 was 75,925 tons compared with 76,945 tons for the same month last year. The breakdown was bran 32,489 (30,412) tons, shorts 30,286 (33,804) tons and middlings 13,150 (12,729) tons. The cumulative total for the ten months under review this crop year was 686,613 tons compared with 723,361 tons for the same period of the previous crop year.

Ground feeds for May 1952 totalled 152,907,601 pounds compared with 142,061,138 pounds for the same month a year ago. The items included in the totals were as follows with the quantities in pounds and the comparative figures in brackets: Feed wheat 17,293,300 (15,670,760); Ground Oats 37,847,111 (30,654,081); Cracked Corn 6,861,649 (9,460,128); Ground Barley 25,330,204 (18,445,082); and Mixed Grain 65,575,337 (67,831,087).

SUMMARY OF MILL GRINDINGS

The following table summarizes the mill grind of wheat, oats, corn, barley, buckwheat, rye and mixed grain for ten months of the crop year 1951-52, with comparative figures for 1950-51:

| Month                | Wheat for Flour | Feed Wheat | Oats       | Corn      | Barley    | Buckwheat | Rye    | Mixed Grain |
|----------------------|-----------------|------------|------------|-----------|-----------|-----------|--------|-------------|
| - bushels -          |                 |            |            |           |           |           |        |             |
| August, 1951 .....   | 7,747,885       | 242,116    | 1,580,374  | 246,595   | 520,648   | 1,751     | 7,700  | 1,366,220   |
| September .....      | 8,173,807       | 273,090    | 1,713,859  | 219,502   | 530,108   | 4,012     | 8,201  | 1,697,749   |
| October .....        | 8,832,670       | 308,069    | 2,009,105  | 219,503   | 564,298   | 7,175     | 14,022 | 2,037,534   |
| November .....       | 8,957,474       | 316,007    | 1,771,802  | 183,538   | 491,732   | 5,995     | 5,784  | 2,178,602   |
| December .....       | 8,064,982       | 234,080    | 1,463,331  | 131,565   | 386,500   | 5,724     | 4,549  | 2,035,740   |
| January, 1952 .....  | 8,505,951       | 370,653    | 1,583,518  | 180,034   | 522,616   | 4,451     | 10,580 | 2,077,694   |
| February .....       | 8,378,104       | 332,690    | 1,393,748  | 161,537   | 435,559   | 2,575     | 10,056 | 1,917,272   |
| March .....          | 8,804,729       | 283,004    | 1,260,136  | 159,455   | 427,848   | 1,670     | 10,612 | 1,787,011   |
| April .....          | 8,994,401       | 341,989    | 1,400,241  | 183,344   | 495,260   | 700       | 11,059 | 1,711,605   |
| May .....            | 9,758,260       | 288,290    | 1,361,990  | 170,770   | 535,879   | 751       | 10,633 | 1,457,680   |
| Totals .....         | 86,218,263      | 2,989,988  | 15,538,104 | 1,855,843 | 4,910,448 | 34,804    | 93,196 | 18,267,107  |
| Totals, Last Year .. | 91,040,025      | 2,513,796  | 14,595,504 | 2,176,844 | 4,003,176 | 46,344    | 85,671 | 17,563,039  |

SUMMARY OF MILL PRODUCTION

The following table summarizes the production of wheat flour, oatmeal, rolled oats, corn flour and meal and millfeeds for ten months of the crop year 1951-52, including percentage of operation and wheat flour exports, with comparative figures for 1950-51:

| Month                | Wheat Flour             |                            | Oatmeal   | Rolled Oats | Corn Flour and Meal | Millfeeds | Wheat Flour Exports |
|----------------------|-------------------------|----------------------------|-----------|-------------|---------------------|-----------|---------------------|
|                      | Percentage of Operation | Quantity Barrels (196 lb.) | Pounds    | Pounds      | Pounds              | Tons      | Barrels (196 lb.)   |
| August, 1951 .....   | 64.4                    | 1,699,569                  | 303,458   | 11,237,948  | 968,920             | 61,934    | 573,624*            |
| September .....      | 76.1                    | 1,797,624                  | 371,568   | 12,751,268  | 1,360,382           | 66,673    | 700,228*            |
| October .....        | 75.9                    | 1,926,302                  | 434,258   | 12,453,734  | 1,903,938           | 72,206    | 855,721*            |
| November .....       | 77.1                    | 1,944,215                  | 394,800   | 10,835,191  | 1,358,284           | 72,093    | 896,318*            |
| December .....       | 72.0                    | 1,755,062                  | 301,380   | 9,070,147   | 1,110,736           | 64,187    | 818,436*            |
| January, 1952 .....  | 73.5                    | 1,844,408                  | 330,830   | 7,979,092   | 1,022,956           | 68,125    | 757,059*            |
| February .....       | 74.1                    | 1,812,383                  | 274,750   | 6,665,777   | 887,420             | 66,221    | 928,792*            |
| March .....          | 77.3                    | 1,926,301                  | 312,886   | 4,929,502   | 1,099,244           | 69,576    | 1,123,171           |
| April .....          | 82.5                    | 1,973,994                  | 341,150   | 5,423,654   | 809,828             | 69,673    | 1,190,008           |
| May .....            | 85.9                    | 2,145,508                  | 836,106   | 3,291,818   | 865,532             | 75,925    | 1,197,991           |
| Totals .....         |                         | 18,825,366                 | 3,901,186 | 84,638,131  | 11,387,240          | 686,613   | 9,041,348           |
| Totals, Last Year .. |                         | 20,185,087                 | 4,263,213 | 79,402,952  | 11,249,232          | 723,361   | 10,432,205          |

\* Exports from August 1951 to February 1952 revised to remove effect of time lag in the returns made by Customs. Subsequent months to be revised as data become available.

The following table shows the production of barley feed for the calendar years 1946 to 1951:

| Month           | 1946        | 1947        | 1948        | 1949        | 1950        | 1951*       |
|-----------------|-------------|-------------|-------------|-------------|-------------|-------------|
| - pounds -      |             |             |             |             |             |             |
| January .....   | 31,929,301  | 35,176,234  | 35,861,174  | 33,362,456  | 19,209,882  | 17,253,714  |
| February .....  | 28,000,246  | 25,572,303  | 36,458,079  | 30,413,381  | 20,378,662  | 15,035,124  |
| March .....     | 30,678,906  | 25,910,429  | 36,926,047  | 33,208,339  | 24,491,292  | 17,234,242  |
| April .....     | 31,604,122  | 24,425,361  | 36,806,416  | 32,881,016  | 21,199,256  | 14,807,293  |
| May .....       | 37,419,432  | 36,647,925  | 30,713,668  | 30,375,491  | 22,401,743  | 18,445,082  |
| June .....      | 32,783,231  | 33,242,310  | 30,173,851  | 31,226,935  | 20,941,485  | 17,874,308  |
| July .....      | 33,896,383  | 35,665,751  | 30,655,686  | 28,403,798  | 18,320,310  | 21,889,905  |
| August .....    | 40,945,663  | 36,699,513  | 31,141,068  | 34,710,696  | 20,341,943  | 24,318,216  |
| September ..... | 43,695,336  | 35,692,153  | 32,299,085  | 29,319,788  | 21,773,717  | 24,621,852  |
| October .....   | 50,383,651  | 42,558,171  | 36,906,921  | 24,926,072  | 18,890,375  | 25,799,038  |
| November .....  | 52,717,378  | 39,749,688  | 41,615,559  | 22,933,542  | 19,828,103  | 22,326,972  |
| December .....  | 43,309,432  | 33,677,656  | 39,487,016  | 20,111,766  | 18,664,676  | 17,600,348  |
| Totals .....    | 457,363,081 | 405,017,494 | 419,044,570 | 351,873,280 | 246,441,444 | 237,206,094 |

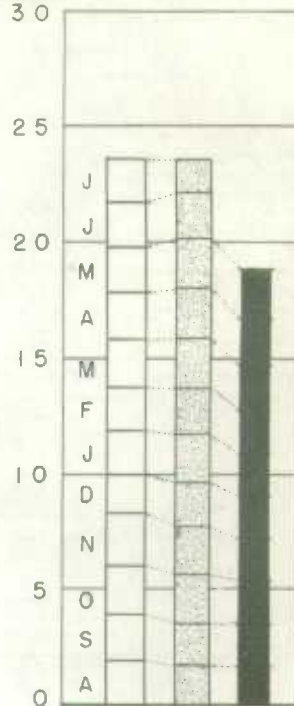
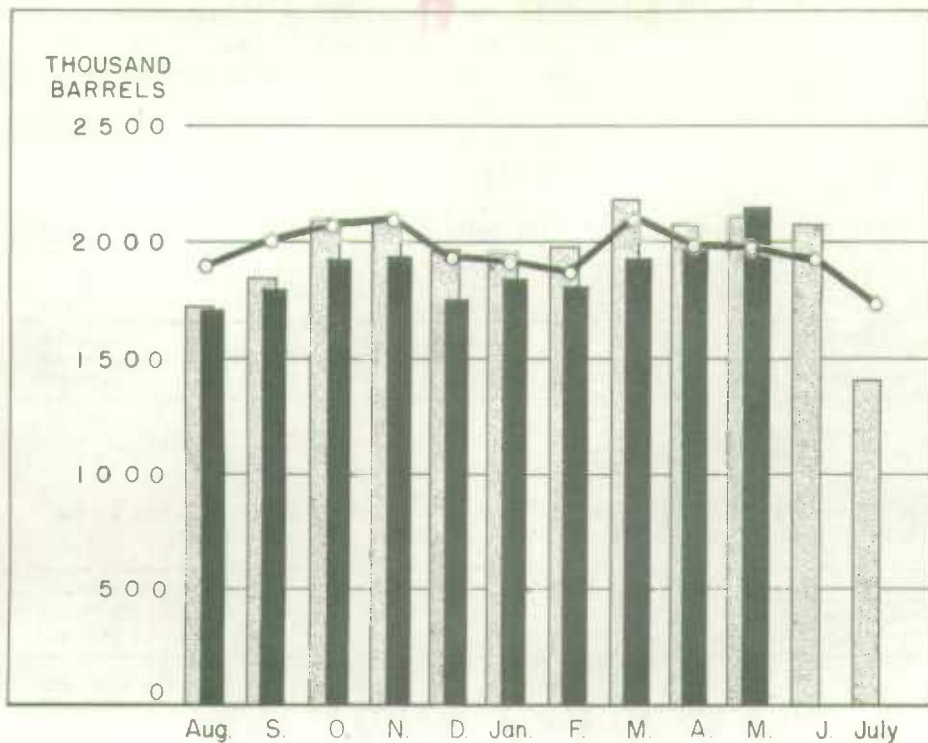
\*Preliminary from August to December 1951.



1010633538

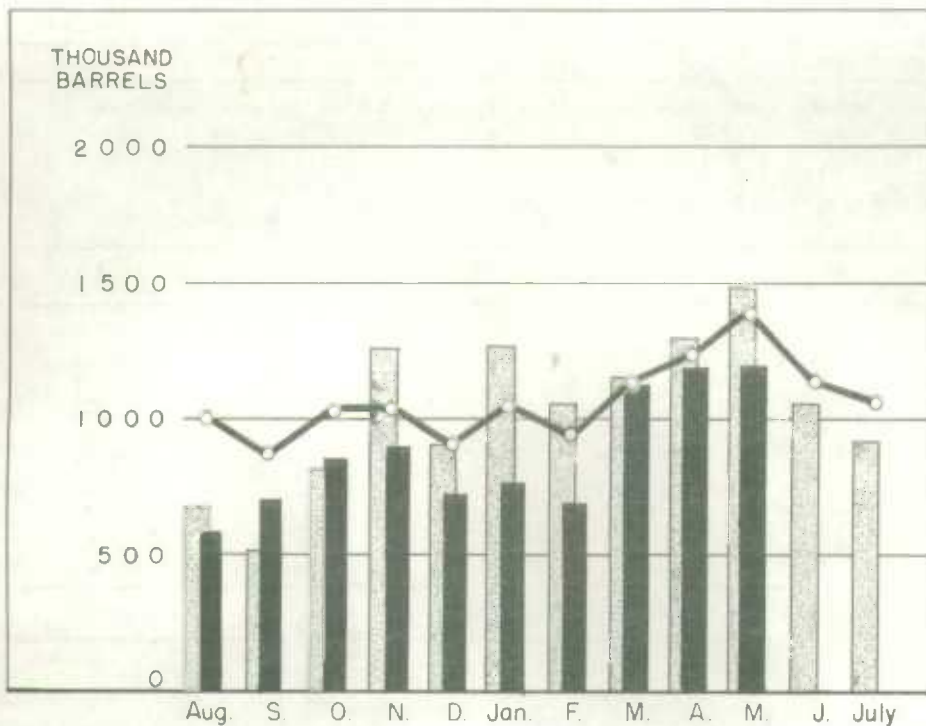
# WHEAT FLOUR PRODUCTION

MILLION BARRELS  
30

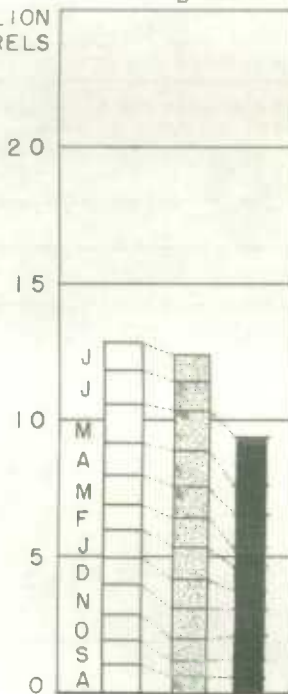


CUMULATIVE  
COMPARISON

# WHEAT FLOUR EXPORTS



MILLION BARRELS



LEGEND  
 ○—○—○ 10 year average 1941-42-1950-51  
 [Stippled bar] 1950-51  
 [Solid dark bar] 1951-52