

32-003

e1

D.B.S. MEMORANDUM

Dominion Bureau of Statistics, Ottawa, Canada



November 1953

GRAIN MILLING STATISTICS

Price \$1.00 a year.

Wheat flour production in Canadian mills for the month of November 1953, amounted to 1,866,563 barrels compared with 2,175,933 barrels for the same month last year. Production for the first four months of the current crop year was 6,942,373 barrels while for the same period last year the amount was 8,550,851 barrels.

Mill operations for November 1953 averaged 77.2 per cent when computed on a 25-day working period in the month and a daily capacity of 96,669 barrels. Mills reporting in October operated at 75.7 per cent of their combined rated capacity when computed on a 26-day working period.

Wheat milled for flour in November amounted to 8,216,541 bushels compared with 9,827,918 for the same month last year. Ontario winter wheat included in the total for the month was 799,075 bushels against 451,412 bushels for November 1952.

Stocks of wheat in mill bins at the close of November 1953 amounted to 3,256,596 bushels for flour and 121,293 bushels of feed wheat.

MILL GRINDINGS

The following table shows the amount of wheat, oats, corn, barley, buckwheat and mixed grain ground for the month of November 1953 by merchant and custom mills in Canada according to divisions, with comparative totals for the same month last year and stocks on hand at November 30, 1953 (in bushels):

Grain	Quantities Ground				Stocks on Hand in Mill Bins		
	Merchant Mills	Custom Mills	Totals Nov. 1953	Totals Nov. 1952	Merchant Mills	Custom Mills	Totals Nov. 30, 1953
<u>EASTERN DIVISION</u>							
Wheat -							
Manitoba Spring	2,930,518	-	2,930,518	4,065,830	1,678,442	-	1,678,442
Ontario Winter	799,075	-	799,075	451,412	966,578	-	966,578
Durum	118,267	-	118,267	118,395	59,712	-	59,712
Garnet	-	-	-	-	-	-	-
United States	-	-	-	-	-	-	-
All Other	-	106,454	106,454	123,806	16,431	335,009	351,440
Totals, Wheat	3,847,860	106,454	3,954,314	4,759,443	2,721,163	335,009	3,056,172
Feed Wheat	65,674	108,497	174,171	239,719	53,972	200	54,172
Oats	210,330	574,929	785,259	925,362	237,184	184,867	422,051
Corn	80,629	94,854	175,483	157,991	127,061	108,300	235,361
Barley	91,565	214,658	306,223	278,293	76,560	143,258	219,818
Buckwheat	1,825	5,070	6,895	5,186	53,396	9,109	62,505
Mixed Grain	76,815	1,222,550	1,299,365	1,432,564	4,200	30,594	34,794
<u>WESTERN DIVISION</u>							
Wheat -							
Manitoba Spring	4,197,385	-	4,197,385	5,001,166	185,938	-	185,938
Ontario Winter	-	-	-	-	-	-	-
Durum	33,685	-	33,685	13,170	-	-	-
Garnet	-	-	-	-	-	-	-
United States	-	-	-	-	-	-	-
All Other	21,042	10,115	31,157	54,139	-	14,486	14,486
Totals, Wheat	4,252,112	10,115	4,262,227	5,068,475	185,938	14,486	200,424
Feed Wheat	33,776	17,516	51,292	54,585	67,121	-	67,121
Oats	581,841	94,935	676,776	631,782	72,958	12,521	85,479
Corn	5,776	120	5,896	4,830	19,952	24	19,976
Barley	63,705	40,447	104,152	143,439	26,838	9,224	36,062
Buckwheat	-	-	-	-	-	-	-
Mixed Grain	115,251	181,924	297,175	291,214	7,911	-	7,911
<u>CANADA</u>							
Wheat -							
Manitoba Spring	7,127,903	-	7,127,903	9,066,996	1,864,380	-	1,864,380
Ontario Winter	799,075	-	799,075	451,412	966,578	-	966,578
Durum	151,952	-	151,952	131,565	59,712	-	59,712
Garnet	-	-	-	-	-	-	-
United States	-	-	-	-	-	-	-
All Other	21,042	116,569	137,611	177,945	16,431	349,495	365,926
Totals, Wheat	8,099,972	116,569	8,216,541	9,827,918	2,907,101	349,495	3,256,596
Feed Wheat	99,450	126,013	225,463	294,304	121,093	200	121,293
Oats	792,171	669,864	1,462,035	1,557,144	310,142	197,388	507,530
Corn	86,405	94,974	181,379	162,821	147,013	108,324	255,337
Barley	155,270	255,105	410,375	421,732	103,398	152,482	255,880
Buckwheat	1,825	5,070	6,895	5,186	53,396	9,109	62,505
Mixed Grain	192,066	1,404,474	1,596,540	1,723,778	12,111	30,594	42,705

Prepared in Crops Section, Agriculture Division

MILLINGS

The following table shows the production from wheat and coarse grains ground in merchant and custom mills in Canada for the month of November 1953, according to divisions, with comparative totals for the same month last year and stocks on hand at November 30, 1953:

Product	Unit of Measure	Production from Grindings				Stocks on Hand Nov. 30, 1953
		Eastern Division	Western Division	Totals November 1953	Totals November 1952	
<u>WHEAT FLOUR</u>						
	Barrels 196 lb.					
Spring No. 1 or Top Patent, including Semolina	"	92,219	258,513	350,732	357,731	222,359
Spring No. 2 Patent	"	180,402	284,056	464,458	427,857	88,158
Spring No. 3 Patent (Strong Bakers or Export Patent)	"	320,107	339,492	659,599	1,037,300	272,249
Whole Wheat and Graham Flour	"	8,939	15,578	24,517	23,058	16,517
Ontario Winter Wheat Flour	"	173,005	-	173,005	98,631	39,696
Durum Semolina and Flour	"	29,087	6,708	35,795	27,696	9,317
Lower Grades of Flour	"	24,056	39,763	63,819	101,862	37,825
All Other	"	64,463	30,175	94,638	101,798	14,907
Totals, Flour	"	892,278	974,285	1,866,563	2,175,933	835,188
<u>SUNDRY CEREALS</u>						
Oatmeal	"	-	-	574,084	275,622	243,380
Rolled Oats	"	-	Breakdown	7,968,761	10,090,219	5,824,307
Barley, Pot and Pearl	"	-	not	742,242	441,390	576,492
Buckwheat Flour	"	-	Available	194,355	159,553	39,500
<u>GROUND FEEDS</u>						
Feed Wheat	"	10,450,260	3,077,520	13,527,780	17,657,340	487,630
Ground Oats	"	25,334,832	8,305,206	33,640,038	33,398,414	1,487,601
Cracked Corn	"	6,089,692	330,176	6,419,868	5,965,976	367,530
Ground Barley	"	14,331,611	3,686,396	18,018,007	16,519,447	445,391
Mixed Grain	"	58,028,301	13,286,662	71,314,963	76,742,065	1,898,970
<u>MILLFEEDS</u>						
Bran	"	11,199	14,576	25,775	31,552	3,718
Shorts	"	14,142	11,975	26,117	31,075	3,877
Middlings	"	4,197	4,280	8,477	13,842	2,174
Totals	"	29,538	30,831	60,369	76,469	9,769
All Other Offal*	"	1,586	2,592	4,178	5,169	1,038
Totals, Offal	"	31,124	33,423	64,547	81,638	10,807

*Including Coarse Grain Offal.

Ontario winter wheat flour production for the month of November 1953 amounted to 173,005 barrels compared with 98,631 barrels manufactured for the same month last year. Production of this grade of flour for the August—November period of the current crop year totalled 811,335 barrels while for the same period in 1952-53 the total was 425,552 barrels.

Wheat flour exports in November 1953 according to the Trade of Canada amounted to 900,514 barrels making an August—November total of 8,224,941 barrels shipped to other countries. Customs exports (adjusted to remove time lag) for the comparable period last year were 4,454,148 barrels.

Millfeed production for November 1953 amounted to 60,369 tons compared with 76,469 tons for the same month last year. This was comprised of bran 25,775 (31,552) tons, shorts 26,117 (31,075) tons and middlings 8,477 (13,842) tons. Total millfeed production for the first four months of the present crop year ending with November amounted to 226,900 tons against a total of 297,967 tons for the same four months of 1952-53.

Ground feeds for November totalled 142,920,656 pounds compared with 150,283,242 pounds for the corresponding month last year. The items in this group were as follows with the comparative figures in brackets and the quantities in pounds: Feed wheat 13,527,780 (17,657,340); Ground Oats 33,640,038 (33,398,414); Cracked Corn 6,419,868 (5,965,976); Ground Barley 18,018,007 (16,519,447); and Mixed Grain 71,314,963 (76,742,065).

SUMMARY OF MILL GRINDINGS

The following table summarizes the mill grind of wheat, oats, corn, barley, buckwheat, and mixed grain for the first four months of the crop year 1953-54, with comparative figures for 1952-53:

Month	Wheat for Flour	Feed Wheat	Oats	Corn	Barley	Buckwheat	Rye	Mixed Grain
- bushels -								
August, 1953	6,345,999	212,288	1,560,777	213,930	327,933	1,250	5,755	1,095,712
September	7,692,345	239,105	1,648,946	205,457	368,798	4,057	14,829	1,238,565
October	8,420,739	245,123	1,658,287	221,523	401,567	8,685	15,126	1,545,993
November	8,216,541	225,463	1,462,035	181,379	410,375	6,895	20,863	1,596,540
Totals	30,675,584	921,979	6,330,045	822,289	1,508,673	20,887	56,573	5,476,810
Totals, Last Year ...	38,567,768	1,162,918	6,438,379	715,716	1,777,499	16,348	52,644	6,249,857

SUMMARY OF MILL PRODUCTION AND WHEAT FLOUR EXPORTS

The following table summarizes the production of wheat flour, oatmeal, rolled oats and millfeeds for the first four months of the crop year 1953-54, including percentage of operation and wheat flour exports, with comparative figures for 1952-53:

Month	Wheat Flour		Oatmeal	Rollled Oats	Millfeeds	Wheat Flour Exports*
	Percentage of Operation	Quantity Barrels (196 lb.)	Pounds	Pounds	Tons	Barrels (196 lb.)
August, 1953	56.2	1,423,693	244,078	9,916,510	47,180	827,588
September	71.6	1,742,629	296,486	10,850,811	57,127	747,741
October	75.7	1,909,488	362,792	10,752,671	62,224	749,098
November	77.2	1,866,563	574,084	7,968,761	60,369	900,514
Totals	-	6,942,373	1,477,440	39,488,753	226,900	3,224,941
Totals, Last Year ..	-	8,550,851	1,229,832	42,947,121	297,967	4,454,148

*Data for the current crop year are unadjusted Customs figures as published in the "Trade of Canada". The figures for the comparable period last year have been adjusted to remove the effect of time lag in reporting returns.

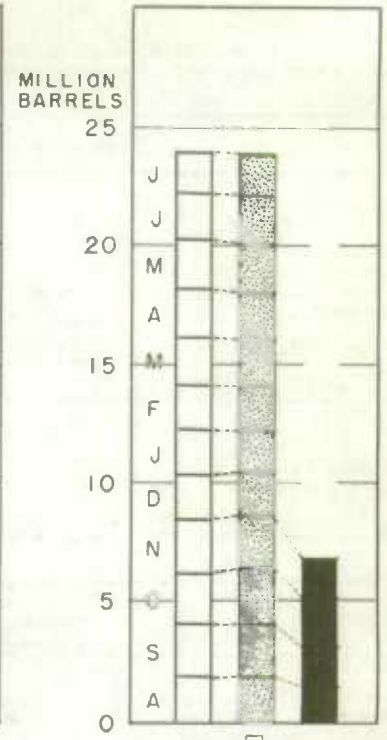
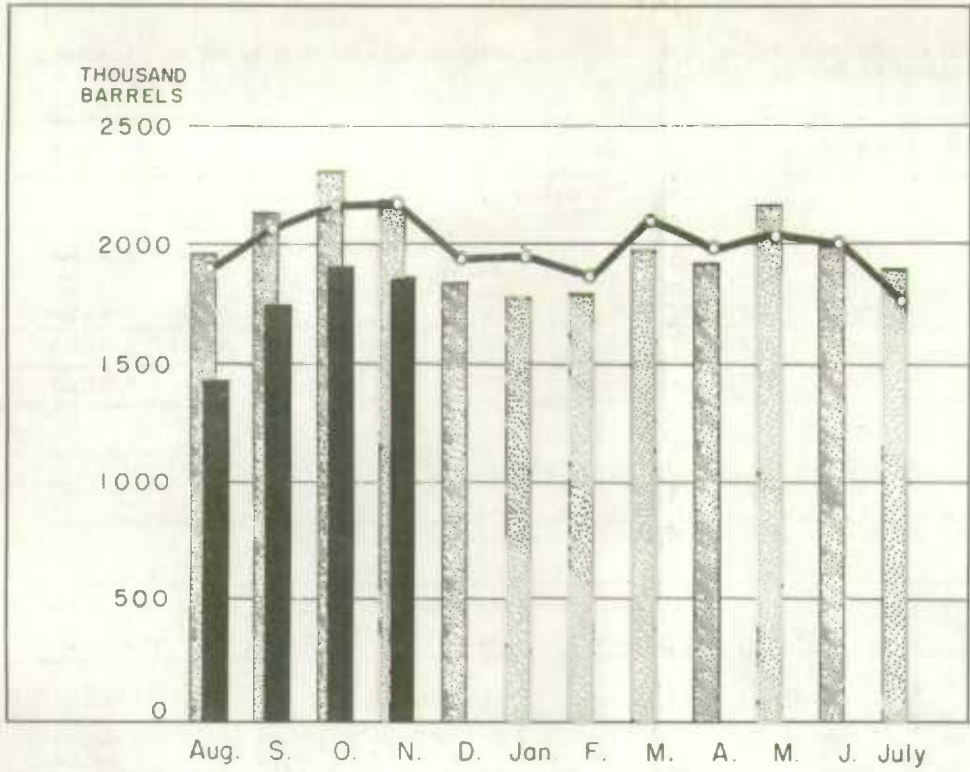
WHEAT FLOUR EXPORTS

Month	1949*	1950*	1951*	1952*	1953**
- barrels -					
January	834,741	728,751	1,266,586	757,059	826,274
February	684,917	789,143	1,050,490	928,792	659,726
March	802,676	824,930	1,160,291	1,189,668	956,282
April	748,380	683,575	1,290,804	975,231	1,040,759
May	839,962	1,181,510	1,483,838	1,274,361	1,064,547
June	716,557	920,033	1,069,577	1,355,866	1,311,141
July	797,655	774,999	925,214	1,030,984	1,148,818
August	866,199	630,010	573,624	895,775	827,588
September	838,052	505,125	700,228	1,086,988	747,741
October	719,950	811,504	855,721	1,216,516	749,098
November	979,998	1,259,820	896,318	1,254,869	900,514
December	843,990	923,737	818,436	1,143,466	
Totals	9,673,077	10,083,097	12,091,127	13,109,575	

*Exports for the calendar years 1949 to 1951 have been adjusted to remove effect of time lag in the returns made by Customs.

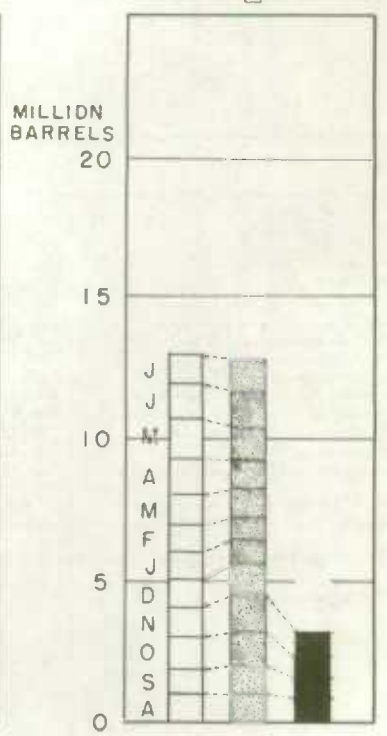
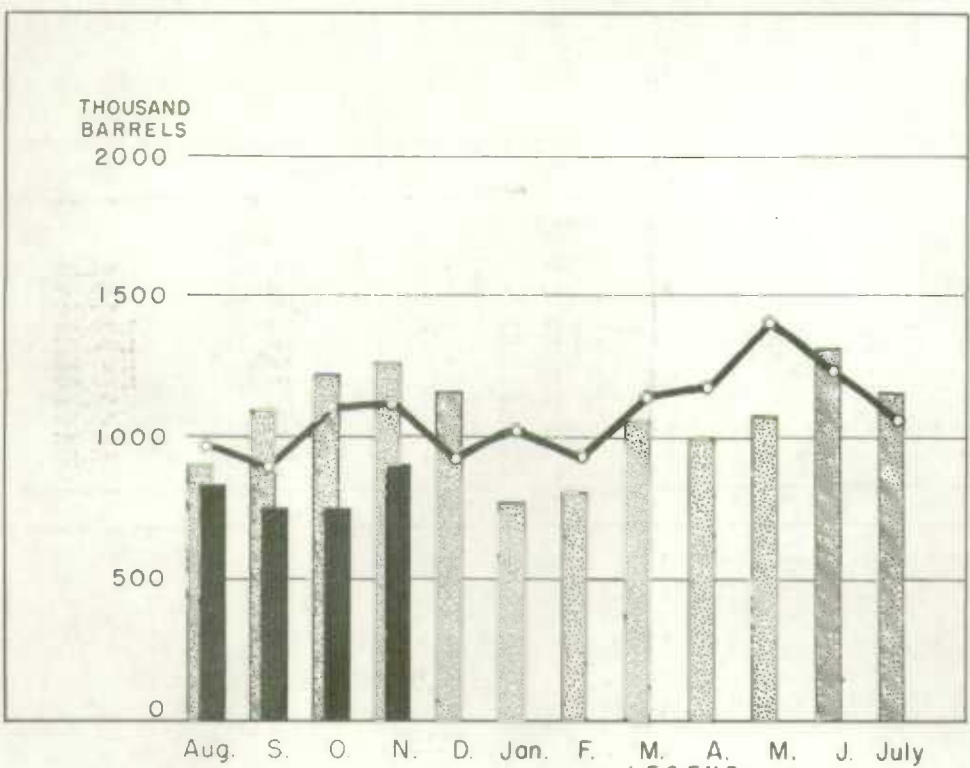
**Unadjusted data.

WHEAT FLOUR PRODUCTION



WHEAT FLOUR EXPORTS

CUMULATIVE COMPARISON



10 year average 1943-44-1952-53
 1952-53
 1953-54

1952-53
 1953-54