

C1

DOMINION BUREAU OF STATISTICS

OTTAWA - CANADA

Published by Authority of the Rt. Hon. C. D. Howe, Minister of Trade and Commerce



March, 1956

Price \$1.00 per year

GRAIN MILLING STATISTICS

Canadian wheat flour production in March 1956 was recorded at 3,336,875 cwt. This output was up slightly from the previous month but fell below the output of 3,720,686 cwt. for March a year ago, as well as below the ten-year (1946-55) average March output of 3,938,365 cwt. Total production for the August-March period of the current crop year was 26,697,469 cwt. against 27,985,801 cwt. for the same period in 1954-55.

Mill operations for March, 1956 averaged 71.7 per cent when computed on a 26-day working period in the month and a daily capacity of 179,026 cwt. Mills reporting for February, 1956 operated 69.7 per cent of their combined rated capacity for 25 days.

Wheat used in the manufacture of flour in March, 1956 amounted to 7,593,348 bushels compared with 8,485,535 bushels for the same month last year, bringing the total for the August-March period of the current crop year to 61,087,937 bushels compared with 63,523,152 bushels for the same period in 1954-55.

Stocks of wheat in mill bins at the close of March, 1956 amounted to 2,755,051 bushels for flour and 137,576 bushels of feed wheat.

MILL GRINDINGS

The following table shows the amount of wheat, oats, corn, barley, buckwheat and mixed grain ground for the month of March, 1956 by merchant and custom mills in Canada according to divisions, with comparative totals for the same month last year and stocks on hand at March 31, 1956 (in bushels):

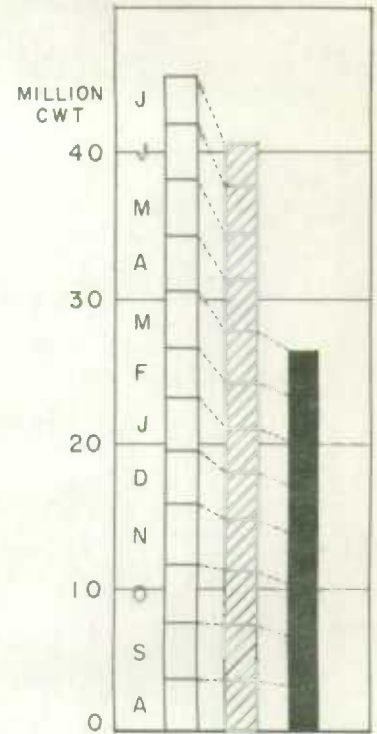
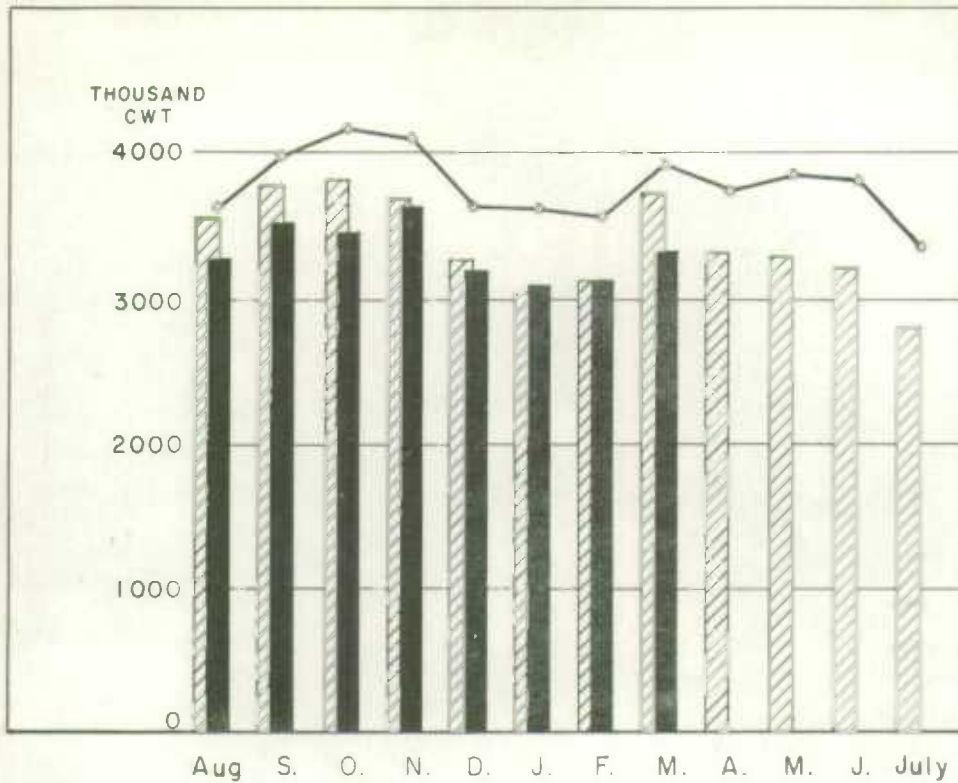
Grain	Quantities Ground				Stocks on Hand in Mill Bins		
	Merchant Mills	Custom Mills	Totals March 1956	Totals March 1955	Merchant Mills	Custom Mills	Totals March 31, 1956
EASTERN DIVISION							
Wheat -							
Manitoba Spring	3,045,458	-	3,045,458	3,385,550	1,189,396	-	1,189,396
Ontario Winter	426,607	-	426,607	518,626	953,122	-	953,122
Durum	88,334	-	88,334	109,803	173,872	-	173,872
Garnet	-	-	-	-	-	-	-
United States	-	-	-	-	-	-	-
All Other	-	74,141	74,141	85,301	32,807	278,194	311,001
Totals, Wheat	3,560,399	74,141	3,634,540	4,099,280	2,349,197	278,194	2,627,391
Feed Wheat	84,749	184,688	269,437	197,394	58,710	650	59,360
Oats	235,416	580,434	815,850	845,883	115,031	140,071	255,102
Corn	94,154	237,449	331,603	197,998	71,667	75,091	146,758
Barley	86,960	270,070	357,030	335,296	35,197	67,277	102,474
Buckwheat	2,715	171	2,886	2,422	20,224	1,172	21,396
Mixed Grain	96,816	1,026,625	1,123,441	1,275,490	1,505	14,161	15,666
WESTERN DIVISION							
Wheat -							
Manitoba Spring	3,885,598	-	3,885,598	4,329,274	125,928	-	125,928
Ontario Winter	-	-	-	-	-	-	-
Durum	15,514	-	15,514	16,084	-	-	-
Garnet	-	-	-	-	-	-	-
United States	-	-	-	-	-	-	-
All Other	44,285	13,411	57,696	40,897	-	1,732	1,732
Totals, wheat	3,945,397	13,411	3,958,808	4,386,255	125,928	1,732	127,660
Feed Wheat	47,122	18,111	65,233	70,247	78,216	-	78,216
Oats	377,127	39,488	416,615	527,278	56,298	1,365	57,663
Coras	9,131	-	9,131	8,986	8,585	9	8,594
Barley	39,099	24,715	63,814	85,553	18,205	1,452	19,657
Buckwheat	-	-	-	-	-	-	-
Mixed Grain	118,654	200,601	319,255	328,649	-	-	-
CANADA							
Wheat -							
Manitoba Spring	6,931,056	-	6,931,056	7,714,824	1,315,324	-	1,315,324
Ontario Winter	426,607	-	426,607	518,626	953,122	-	953,122
Durum	103,848	-	103,848	125,887	173,872	-	173,872
Garnet	-	-	-	-	-	-	-
United States	-	-	-	-	-	-	-
All Other	44,285	87,552	131,837	126,198	32,807	279,926	312,733
Totals, Wheat	7,505,796	87,552	7,593,348	8,485,535	2,475,125	279,926	2,755,051
Feed Wheat	131,871	202,799	334,670	267,641	136,926	650	137,576
Oats	612,543	619,922	1,232,465	1,373,161	171,329	141,436	312,765
Corn	103,285	237,449	340,734	206,984	80,252	75,100	155,352
Barley	126,059	294,785	420,844	420,849	53,402	68,729	122,131
Buckwheat	2,715	171	2,886	2,422	20,224	1,172	21,396
Mixed Grain	215,470	1,227,226	1,442,696	1,604,139	1,505	14,161	15,666

Prepared in Crops Section, Agriculture Division




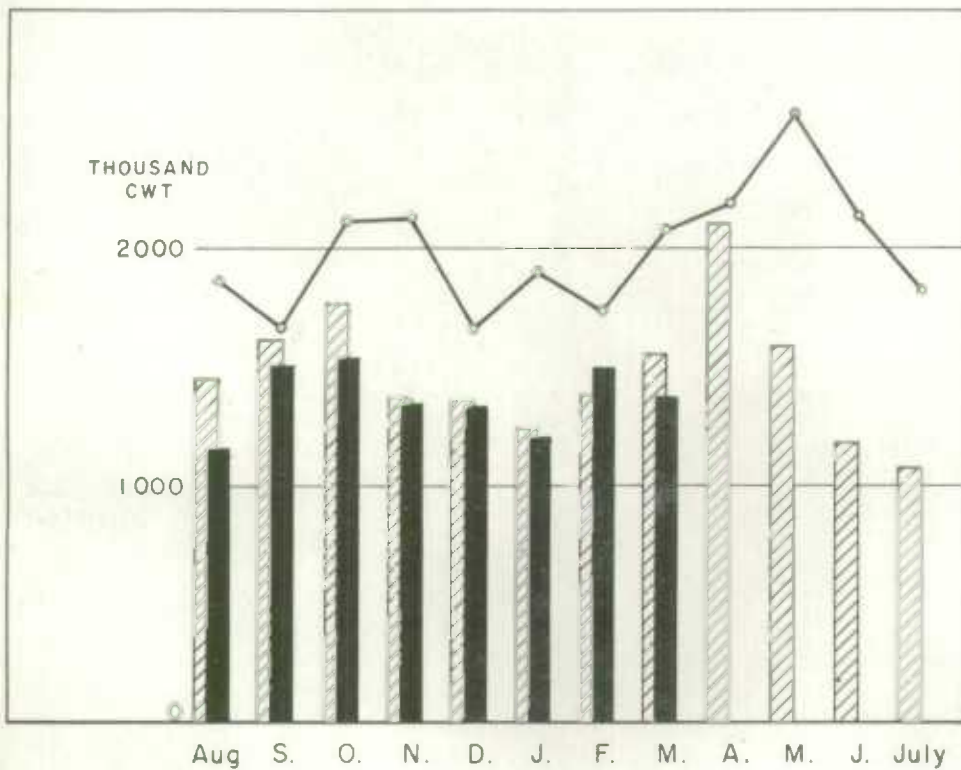
1010633582

WHEAT FLOUR PRODUCTION



CUMULATIVE
COMPARISON

WHEAT FLOUR EXPORTS



—○—○—○— 10 year average 1945-46-1954-55
 [Hatched Box] 1954-55
 [Solid Box] 1955-56

[White Box]
 [Hatched Box]
 [Solid Box]