



DOMINION BUREAU OF STATISTICS

OTTAWA - CANADA

Published by Authority of the Hon. George Hees, Minister of Trade and Commerce

JAN 6 1961
PROPERTY OF THE
LIBRARY

GRAIN MILLING STATISTICS

The output of wheat flour in Canada during November 1960 amounted to 3,835,000 hundredweight, representing an increase of 2 per cent over both the October 1960 total of 3,754,000 hundredweight and the November 1959 figure of 3,756,000 hundredweight, and 1 per cent above the ten-year (1950-59) average production for the month of November, of 3,815,000 hundredweight. Ontario winter wheat flour included in the quantity for the month under review amounted to 254,000 hundredweight as against 220,000 hundredweight in November 1959. Production of wheat flour during the first four months of the current crop year amounted to 14,661,000 hundredweight showing an increase of 3 per cent over the 14,194,000 hundredweight produced during the same period of 1959-60.

Mill operations during November 1960 averaged 101.5 per cent of capacity when computed on a 25-day working period in the month and a daily capacity of 151,000 hundredweight. Mills reporting for October operated at 87.9 per cent of their combined rated capacity for the same number of days. The increase in percentage of capacity from October to November reflects the fact that some mills worked more than the 25 days included in this formula as well as a reduction in total daily capacity from 171,000 hundredweight in October to 151,000 hundredweight in November 1960.

Wheat milled for flour in November 1960 amounted to 8,634,000 bushels, indicating an increase of 2 per cent over the 8,480,000 bushels milled in October 1960 and 1 per cent higher than the 8,530,000 bushels milled in November a year ago. Ontario winter wheat included in the current month's milled wheat amounted to 586,000 bushels compared with 507,000 bushels of this type in November 1959. Total wheat milled for flour during the first four months of the crop year 1960-61 amounted to 33,175,000 bushels, 3 per cent more than the 32,211,000 bushels milled in the same period of 1959-60.

According to preliminary Customs returns wheat flour exports during November 1960 amounted to 1,931,000 hundredweight, representing an increase of 81 per cent over the October figure of 1,064,000 hundredweight and 44 per cent above the November 1959 adjusted total of 1,345,000 hundredweight. Total shipments during the first four months of the 1960-61 crop year amounted to 5,399,000 hundredweight compared with 5,549,000 hundredweight (adjusted to remove the effect of time lag in reporting returns) in the same period of the preceding crop year.

Millfeed production for November 1960 amounted to 65,000 tons as compared with 64,000 tons produced in the same month last year. The breakdown was as follows with last year's comparable figures in brackets: bran 27,000 (28,000) tons, shorts 30,000 (27,000) tons and middlings 8,000 (9,000) tons.

WHEAT

The following table shows the amount of wheat milled in Canadian mills for the month of November 1960, according to divisions, with comparative totals for the same month last year and stocks on hand November 30, 1960:

Wheat	QUANTITIES MILLED				STOCKS ON HAND IN MILL BINS		
	Eastern Division	Western Division	Totals Nov/60	Totals Nov/59	Eastern Division	Western Division	Totals Nov. 30/60
	- '000 bushels -						
Manitoba Spring	3,101	4,608	7,710	7,772	1,430	131	1,561
Ontario Winter	586	-	586	507	1,253	-	1,253
Durum	225	53	278	177			342
All other	B R E A K D O W N		59	74	B R E A K D O W N		
Totals, Wheat	N O T A V A I L A B L E		8,634	8,530	N O T A V A I L A B L E		

NOTE: Components in tables may not add exactly to the totals due to rounding.

MILLINGS

The following table shows the production from wheat and coarse grains milled in Canadian mills for the month of November 1960, according to divisions, with comparative totals for the same month last year and stocks on hand at November 30, 1960:

Product	PRODUCTION FROM MILLINGS				Stocks on hand Nov. 30, 1960
	Eastern Division	Western Division	Totals Nov/60	Totals Nov/59	
<u>WHEAT FLOUR</u> - '000 cwt. -					
Spring No. 1 or Top Patent Including Semolina	186	513	699	796	SEE
Spring No. 2 Patent	486	706	1,192	1,045	
Spring No. 3 Patent (Strong Bakers or Export Patent) ^{1/}	550	616	1,166	1,164	
Whole Wheat and Graham Flour	11	39	50	42	TABLE
Ontario Winter Wheat Flour	254	-	254	220	
Durum Semolina and Flour	96	20	116	78	
Lower Grades of Flour	131	113	245	298	
All Other Wheat Flour	19	95	114	115	BELOW
Totals, Flour	1,733	2,102	3,835	3,756	
<u>SUNDRY CEREALS</u> - '000 lbs. -					
Oatmeal	B R E A K D O W N		1,352	1,856	277
Rolled Oats	N O T		6,629	7,503	3,813
Barley, Pot and Pearl	A V A I L A B L E		378	320	474
Rye, Flour and Meal			1,699	1,327	641
<u>MILLFEEDS</u> - '000 tons -					
Bran	12	15	27	28	2
Shorts	14	16	30	27	2
Middlings	4	4	8	9	2
Totals	30	35	65	64	6

^{1/} Including flour of a higher extraction rate for export to the United Kingdom.

MILL OWNED FLOUR STOCKS

Grade of Flour	EASTERN DIVISION			WESTERN DIVISION			Total East and West
	At Mills	At Offsite Positions in Transit and on Consignment East of the Lakehead	Total	At Mills	At Offsite Positions in Transit and on Consignment Lakehead and West	Total	
- '000 cwt. -							
Spring No. 1 or Top Patent Including Semolina	51	457	508	80	189	269	777
Spring No. 2 Patent	78	172	251	58	86	144	395
Spring No. 3 Patent (Strong Bakers or Export Patent)	47	353	400	40	106	146	546
Whole Wheat and Graham Flour	9	12	21	14	7	22	43
Ontario Winter Wheat Flour	65	32	97	-	-	-	97
Lower Grades of Flour	42	30	72	27	14	41	113
All Other Wheat Flour	6	22	28	20	118	138	166
Durum Semolina and Flour	B R E A K D O W N			B R E A K D O W N			30
	N O T			N O T			
Totals	A V A I L A B L E			A V A I L A B L E			2,167

SUMMARY OF MILLINGS

The following table summarizes the milling of wheat and coarse grains for human consumption for the first four months of the crop year 1960-61, with comparative figures for 1959-60:

Month	Wheat for Flour	Oats	Barley	Rye
- '000 bushels -				
August 1960	7,794	441	16	39
September	8,268	521	22	37
October	8,480	529	24	34
November	8,634	420	20	45
Totals	33,175	1,911	83	155
Totals, Last Year	32,211	2,115	74	149

SUMMARY OF MILL PRODUCTION AND WHEAT FLOUR EXPORTS

The following table summarizes the production of wheat flour, oatmeal, rolled oats and millfeeds for the first four months of the crop year 1960-61, including percentage of operation and wheat flour exports, with comparative figures for 1959-60:

Month	Wheat Flour		Oatmeal	Rollled Oats	Millfeeds	Wheat Flour ^{1/}
	% of Operation	Quantity '000 cwt.	'000 pounds	'000 pounds	'000 tons	Exports '000 cwt.
August 1960	74.2	3,418	1,099	7,064	60	1,215
September	85.6	3,654	970	8,730	62	1,188
October	87.9	3,754	1,339	8,887	63	1,064
November	101.5 ^{2/}	3,835	1,352	6,629	65	1,931
Totals	-	14,661	4,760	31,311	250	5,399
Totals, Last Year	-	14,194	5,687	33,437	242	5,549

^{1/} Data for the current crop year are unadjusted Customs figures as published in the 'Trade of Canada'. The figures for the comparable period last year have been adjusted to remove the effect of time lag in reporting returns.

^{2/} See text for explanation of this figure.

WHEAT FLOUR EXPORTS

Month	1956 ^{1/}	1957 ^{1/}	1958 ^{1/}	1959 ^{1/}	1960 ^{2/}
- '000 hundredweight -					
January	1,192	1,093	1,376	1,226	1,097
February	1,335	1,192	1,202	1,319	1,189
March	1,458	1,265	1,658	1,176	1,190
April	1,395	1,105	1,720	1,329	1,427
May	1,672	1,129	1,627	1,534	1,531
June	1,590	962	1,679	1,305	1,445
July	1,550	1,079	1,453	1,534	1,271
August	1,300	1,168	1,062	1,344	1,215
September	1,367	1,330	970	1,249	1,188
October	1,341	1,509	1,589	1,611	1,064
November	1,270	1,438	1,705	1,345	1,931
December	1,480	1,395	1,390	1,377	
Totals	16,948	14,666	17,433	16,350	

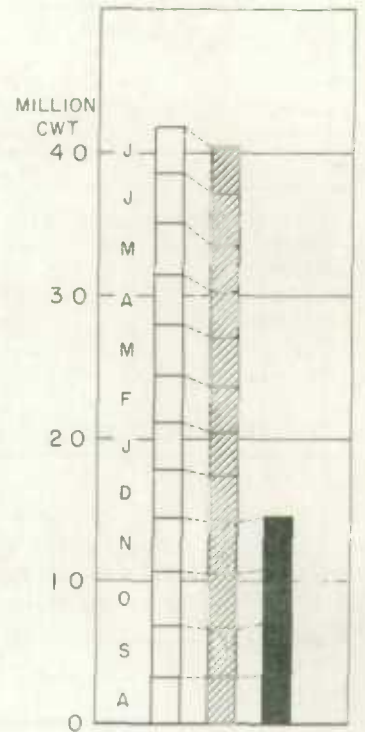
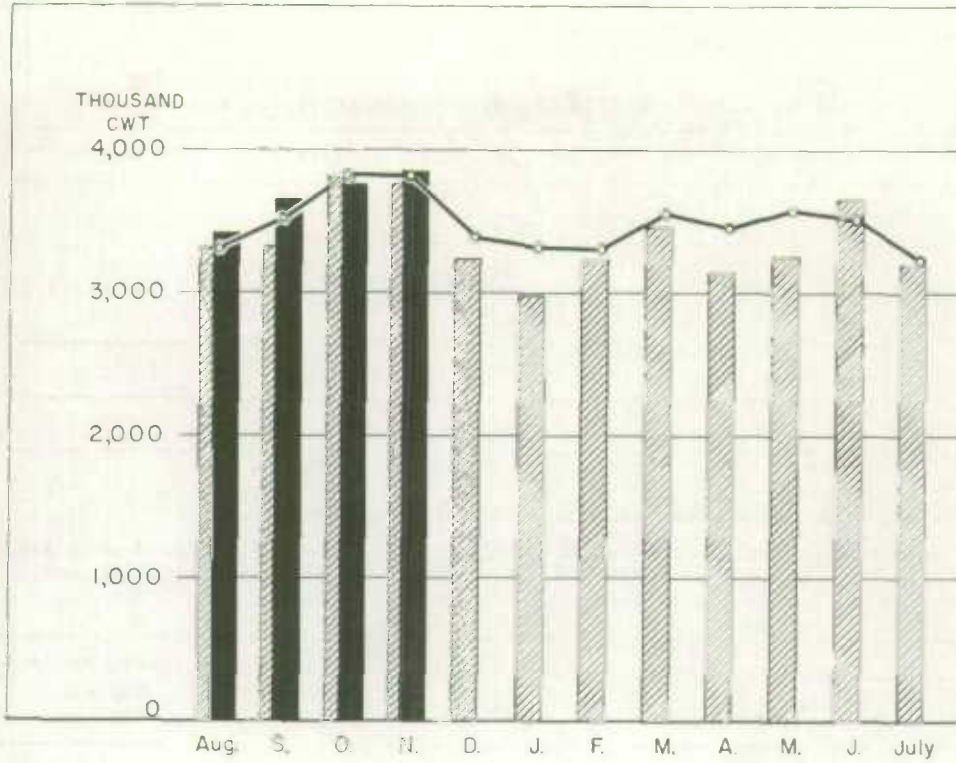
^{1/} Exports for the calendar years 1956 to 1959 have been adjusted to remove effect of time lag in the returns made by Customs.

^{2/} Unadjusted data.

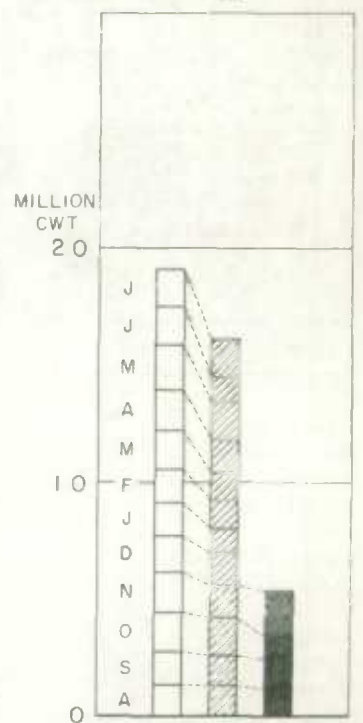
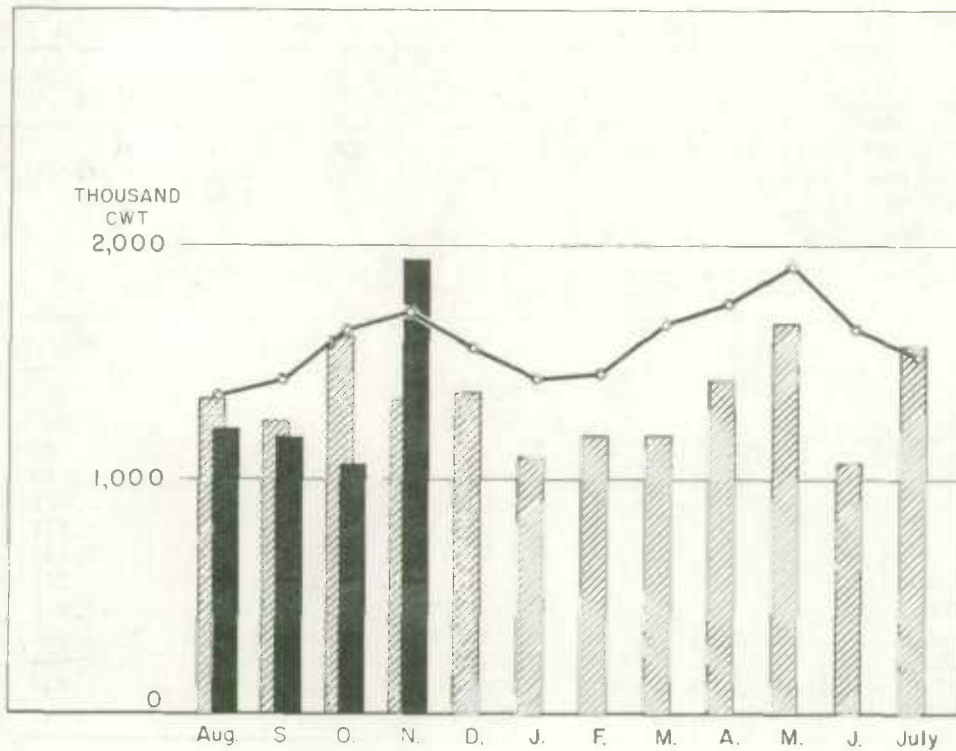


1010645892


WHEAT FLOUR PRODUCTION



WHEAT FLOUR EXPORTS



CUMULATIVE COMPARISON



10 year average 1950-51 - 1959-60

1959-60

1960-61

