


CATALOGUE No.

32-003

Monthly

Price \$1.00 per year

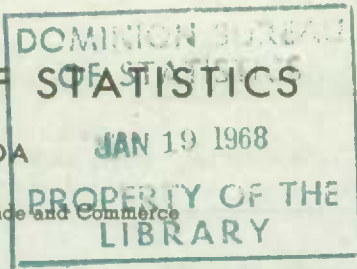
NOVEMBER 1967



DOMINION BUREAU OF STATISTICS

OTTAWA - CANADA

Published by Authority of the Minister of Trade and Commerce



GRAIN MILLING STATISTICS

The output of wheat flour in Canada for November 1967 amounted to 3,188,000 hundredweight indicating a decrease of 1 per cent from the October 1967 output of 3,229,000 hundredweight, 18 per cent lower than the November 1966 total of 3,895,000 hundredweight and 16 per cent below the ten-year (1957-66) average production for the month of November of 3,775,000 hundredweight. Ontario winter wheat flour included in the quantity for the month under review amounted to 268,000 hundredweight compared with 269,000 hundredweight in November 1966. Production of wheat flour during the August-November period of the current crop year amounted to 13,070,000 hundredweight, 11 per cent less than the 14,751,000 hundredweight produced during the same four months of the previous crop year and 7 per cent lower than the ten-year average for the same period.

Mill operations during November 1967 averaged 80.0 per cent of capacity when computed on a 25-day working period in the month and a daily capacity of 156,000 hundredweight. Mills reporting for October 1967 operated at 86.2 per cent of their combined rated capacity for the same number of days.

Wheat milled for flour in November 1967 amounted to 7,165,000 bushels 1 per cent less than the 7,249,000 bushels milled in October 1967 and 19 per cent lower than the 8,807,000 bushels milled in November a year ago. Ontario winter wheat included in the current month's milled wheat amounted to 637,000 bushels compared with 686,000 bushels of this type for November 1966. Total wheat milled for flour during the first four months of the 1967-68 crop year amounted to 29,395,000 bushels, 12 per cent less than the 33,457,000 bushels milled in the same period of the preceding crop year. Millfeed production for November 1967 amounted to 53,000 tons, 19 per cent below the 66,000 tons produced in the same month last year. The breakdown was as follows with last year's comparable figures in brackets: bran 18,000 (25,000) tons, shorts, 31,000 (37,000) tons and middlings 4,000 (4,000) tons. Total millfeed production for the first four months of the 1967-68 crop year amounted to 221,000 tons, 12 per cent less than the 251,000 tons produced in the previous crop year.

According to preliminary Customs returns wheat flour exports for the month of October 1967 amounted to 796,000 hundredweight, 21 per cent lower than the 1,011,000 hundredweight exported in September 1967 and 48 per cent below the adjusted October 1966 exports of 1,544,000 hundredweight. Exports during the first three months of the 1967-68 crop year amounted to 2,801,000 hundredweight, 24 per cent less than the 3,664,000 hundredweight (adjusted to remove the effect of time lag in reporting returns) in the same period of the preceding crop year.

NOTE: The flour export figure for the month of November included in this report represents an unofficial estimate.

WHEAT

The following table shows the amount of wheat milled in Canadian mills for the month of November 1967, according to divisions, with comparative totals for the same month last year and stocks on hand November 30, 1967:

Wheat	QUANTITIES MILLED				STOCKS ON HAND IN MILL BINS		
	Eastern Division	Western Division	Totals Nov./67	Totals Nov./66	Eastern Division	Western Division	Totals Nov. 30, 1967
	'000 bushels						
Manitoba Spring.....	3,272	2,779	6,050	7,714	1,410	137	1,547
Ontario Winter.....	637	-	637	686	1,901	-	1,901
Durum.....	324	74	398	308	B R E A K D O W N		336
All Other.....	16	64	80	100	N O T		
Totals, Wheat....	4,248	2,916	7,165	8,807	A V A I L A B L E		

Note: Components in tables may not add exactly to the totals due to rounding.

PREPARED IN CROPS SECTION, AGRICULTURE DIVISION

The contents of this document may be used freely but DBS should be credited when republishing all or any part of it.

MILLINGS

The following table shows the production from wheat and coarse grains milled in Canadian mills for the month of November 1967, according to divisions, with comparative totals for the same month last year and stocks on hand at November 30, 1967:

Product	PRODUCTION FROM MILLINGS				Stocks on Hand November 30, 1967
	Eastern Division	Western Division	Totals Nov/67	Totals Nov/66	
<u>WHEAT FLOUR</u> '000 cwt.					
Spring No. 1 or Top Patent including Semolina	337	397	734	772	
Spring No. 2 Patent	717	394	1,111	1,196	SEE
Spring No. 3 Patent (Strong Bakers or Export Patent) ..	302	314	616	1,223	TABLE
Whole Wheat and Graham Flour	19	27	47	43	
Ontario Winter Wheat Flour	268	-	268	269	BELOW
Durum Semolina and Flour	149	32	181	130	
Lower Grades of Flour	59	81	139	134	
All Other Wheat Flour	41	52	92	129	
Totals, Flour	1,892	1,296	3,188	3,895	

	<u>SUNDRY CEREALS</u> '000 lbs.				
	B R E A K D O W N		A V A I L A B L E		
Oatmeal	B R E A K D O W N		3,035	2,698	1,022
Rolled Oats	N O T		6,260	7,511	2,217
Barley, Pot and Pearl	A V A I L A B L E		221	140	251
Rye, Flour and Meal	A V A I L A B L E		1,503	1,442	856

	<u>MILLFEEDS</u> '000 tons				
	Eastern Division	Western Division	Totals	Totals	
Bran	10	8	18	25	3
Shorts	18	13	31	37	4
Middlings	3	1	4	4	2
Totals	31	22	53	66	9

MILL OWNED FLOUR STOCKS

Grade of Flour	EASTERN DIVISION			WESTERN DIVISION			Total East and West
	At Mills	At Offsite Positions, In Transit and on Consignment East of the Lakehead	Total	At Mills	At Offsite Positions, In Transit and on Consignment Lakehead and West	Total	
'000 cwt.							
Spring No. 1 or Top Patent including Semolina	81	182	263	141	114	255	518
Spring No. 2 Patent	117	169	287	70	49	118	405
Spring No. 3 Patent (Strong Bakers or Export Patent) ..	42	320	362	32	38	69	431
Whole Wheat and Graham Flour	13	13	25	17	10	28	53
Ontario Winter Wheat Flour .	63	27	89	-	-	-	89
Lower Grades of Flour	23	5	28	18	3	21	49
All Other Wheat Flour	15	20	34	15	7	23	57
Durum Semolina and Flour ...	B R E A K D O W N		21	B R E A K D O W N		7	28
Totals	N O T A V A I L A B L E		1,110	N O T A V A I L A B L E		521	1,631

SUMMARY OF MILLINGS

The following table summarizes the milling of wheat and coarse grains for human consumption for the first four months of the 1967-68 crop year, with comparative figures for 1966-67:

Month	Wheat for Flour	Oats	Barley	Rye
		'000 bushels		
August 1967	7,484	454	8	35
September	7,498	567	15	32
October	7,249	474	10	36
November	7,165	482	15	39
Totals	29,395	1,976	48	141
Totals, Last Year	33,457	2,064	58	147

SUMMARY OF MILL PRODUCTION AND WHEAT FLOUR EXPORTS

The following table summarizes the production of wheat flour, oatmeal, rolled oats and millfeeds for the first four months of the crop year 1967-68, including percentage of operation and wheat flour exports, with comparative figures for 1966-67:

Month	WHEAT FLOUR		Oatmeal	Rollled Oats	Millfeeds	Wheat Flour Exports
	% of Operation	Quantity '000 cwt.	'000 pounds	'000 pounds	'000 tons	'000 cwt.
August 1967	79.4	3,323	2,881	5,000	56	994
September	85.9	3,330	3,134	7,052	57	1,011
October	86.2	3,229	3,006	5,522	54	796
November	80.0	3,188	3,035	6,260	53	1,100(1)
Totals		13,070	12,055	23,834	221	3,901
Totals, Last Year		14,751	7,090	30,350	251	4,738(2)

(1) See Note page 1 for explanation of this figure.

(2) Adjusted to remove the effect of time lag in reporting returns.

WHEAT FLOUR EXPORTS (1)

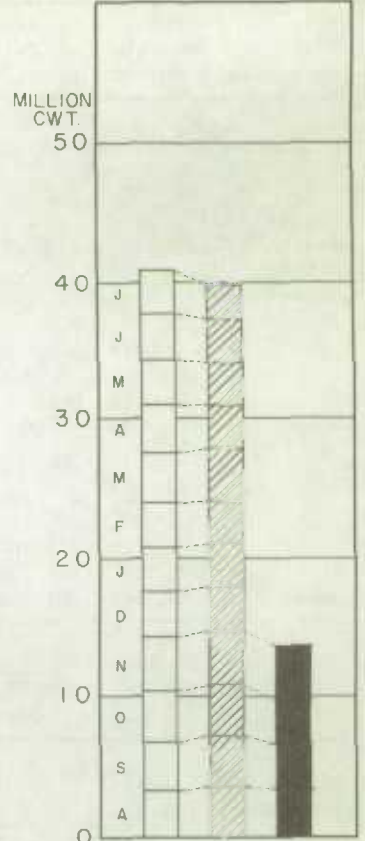
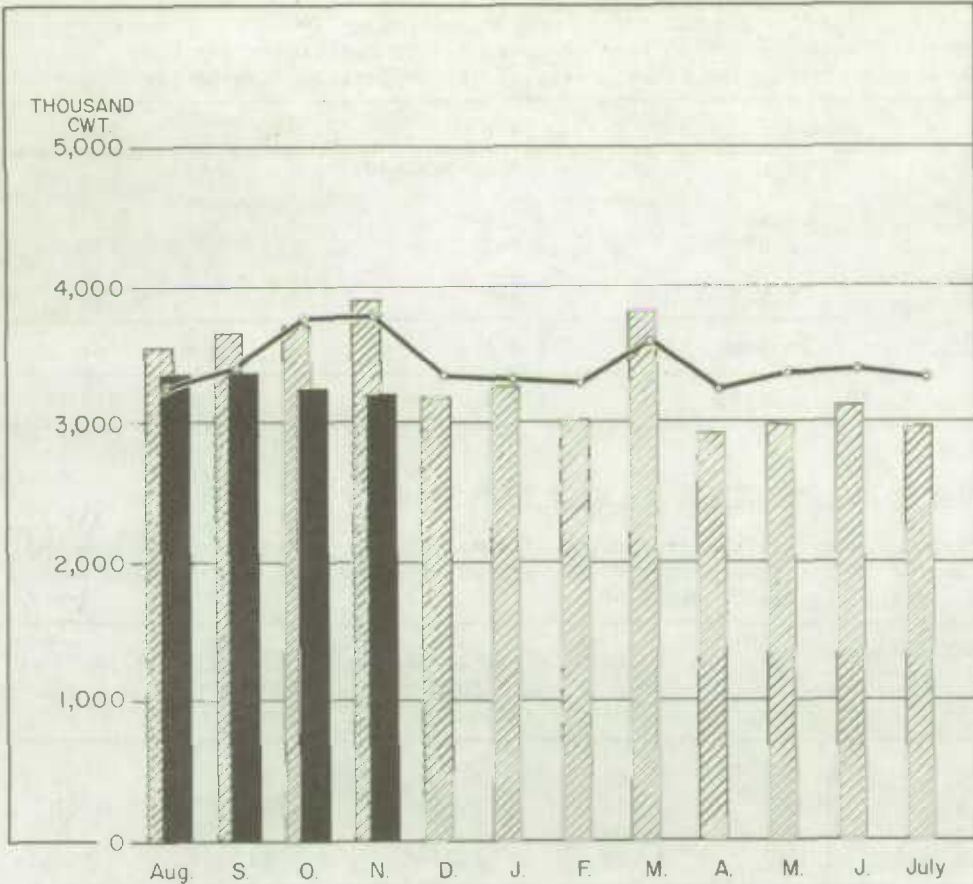
Month	1963	1964	1965	1966	1967
	'000 hundredweight				
January	690	2,534	984	1,479	1,306
February	787	2,522	712	1,706	703
March	1,067	2,477	995	1,607	1,593
April	1,013	2,404	1,760	1,927	1,076
May	950	2,063	1,528	540	1,088
June	1,234	1,638	946	1,446	1,223
July	845	1,859	1,057	1,009	432
August	1,226	1,614	1,108	1,197	
September	916	982	1,165	923	
October	1,531	1,070	1,597	1,544	
November	1,973	1,102	1,141	1,074	
December	2,732	965	1,853	1,691	
Totals	14,963	21,230	14,845	16,142	

(1) Adjusted to remove effect of time lag in the returns made by Customs.



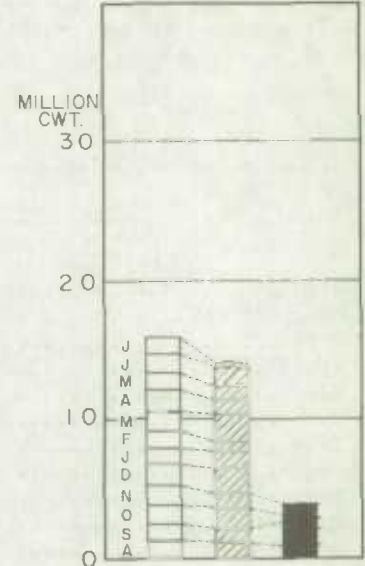
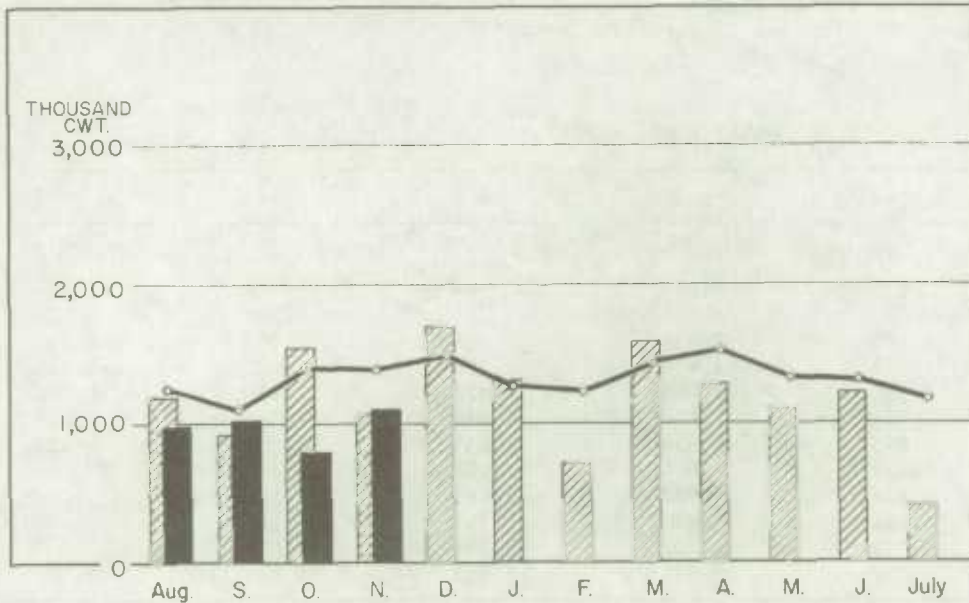
1010645976

WHEAT FLOUR PRODUCTION



CUMULATIVE COMPARISON

WHEAT FLOUR EXPORTS



○ — ○ — ○ — 10 year average 1957-58 — 1966-67 —

▨ — 1966-67

■ — 1967-68