


32-012



67



CANADA
DEPARTMENT OF TRADE AND COMMERCE
DOMINION BUREAU OF STATISTICS
AGRICULTURAL BRANCH

Vol. 29

No. 4

COLD STORAGE HOLDINGS

of

MEAT AND LARD

APRIL 1, 1946

-----+ + +-----


Published by Authority of the Hon. James A. MacKinnon, M.P.,
Minister of Trade and Commerce.

* * *

OTTAWA

1946

Price \$1 a year



OF CANADA
DEPARTMENT OF TRADE AND COMMERCE
BUREAU OF STATISTICS
ACQUITTANCE BRANCH

COLD STORAGE HOLDINGS

W. J. AND L. J.

APRIL 1 1916

W. J. AND L. J.

W. J. AND L. J.

DEPARTMENT OF TRADE AND COMMERCE
DOMINION BUREAU OF STATISTICS - AGRICULTURAL BRANCH

Issued April 12, 1946 at 3 P.M., E.S.T.

Dominion Statistician:	Herbert Marshall, B.A., F.S.S.
Chief, Agricultural Branch:	J. B. Rutherford, M.Sc.
In Charge, Cold Storage Statistics:	J. K. Finlayson, M.C., B.S.A.

COLD STORAGE HOLDINGS OF MEAT AND LARD APRIL 1, 1946

Held by Packers, Abattoirs, Wholesale Butchers and Cold Storage Warehouses

ALL MEAT

The Canadian meat stocks totalled 76,845,123 lb. Of this total there were 75,670,123 lb. of reported stocks and 1,175,000 lb. of estimates for late firms. Last year the total was 98,886,280 lb. and last month 70,164,037 lb. The Canadian meat stocks showed an "Into-Storage" movement of 6.7 million lb. while a year ago there was a similar movement of 10.6 million lb.

PORK

The total reported stocks of Canadian pork were 49,816,674 lb. being 4,732,843 lb. Fresh; 27,878,395 lb. Frozen and 17,205,436 lb. Cured. With an addition of 665,000 lb. as an estimate for firms whose schedules were received late or not at all, the Grand Total was brought to 50,481,674 lb. which was an increase of 9.8 million lb. over last month. Last year there was a similar movement of 11.7 million lb. There were also 13,826 lb. of Imported stocks.

BEEF

The reported holdings of Canadian beef were 20,496,219 lb. being classified as follows: 6,734,616 lb. Fresh; 11,143,442 lb. Frozen; 681,031 lb. Cured and 1,937,130 lb. Fancy Meats. Including an estimate of 480,000 lb., the Grand Total was 20,976,219 lb. These stocks were 8.7 million lb. less than last year. The "Out-of-Storage" movement was 2.8 million lb. Last year's figures showed a similar movement of 139 thousand lb.

VEAL

The reported holdings were 2,024,708 lb., being Fresh 830,203 lb.; Frozen 1,088,457 lb.; and Fancy Meats 106,048 lb. These stocks were 213 thousand lb. more than last month and 642 thousand lb. less than last year's holdings.

MUTTON AND LAMB

The reported holdings were 3,332,522 lb., consisting of Fresh 247,068 lb., Frozen 3,012,267 lb., and Fancy Meats 73,187 lb. An estimate of 30,000 lb. brought a grand total of 3,362,522 lb. These figures show a decrease of 470 thousand lb. from last month. Last year there was a similar movement of 1.2 million lb.

EDIBLE TALLOW

Stocks on April 1, were 1,170,274 lb. which was a decrease of 133 thousand lb. from last month and 3.3 million lb. from last year.

LARD

The quantity reported was 1,366,281 lb. These stocks were 140 thousand lb. less than last month and 1.8 million lb. less than last year.

There were also 5,772 lb. of Imported lard.

COLD STORAGE STOCKS AT APRIL 1, 1946 - CANADA
 With Comparative Holdings for last year and last month

COMMODITY	April 1, 1945	APRIL 1, 1946 <u>PRELIMINARY</u>	March 1, 1946 Revised
	lb.	lb.	lb.
P O R K			
<u>FRESH</u> (Not Frozen)	<u>5,784,088</u>	<u>4,732,843</u>	<u>4,346,914</u>
<u>FRESH</u> (Frozen)	<u>32,669,190</u>	<u>27,878,395</u>	<u>20,882,086</u>
Hams: (a) 20/down	3,706,875	3,283,644	3,324,238
(b) 20/up	269,200	278,131	297,483
Backs: (a) Export Rib	23,858	131,023	174,097
(b) Boneless Skinless	361,482	890,623	715,778
(c) Heavy Rough Rib	37,702	214	6,405
(d) Loins	252,010	179,179	151,174
Bellies: (a) 16/down	1,553,234	2,124,189	1,812,385
(b) 16/up	76,432	21,005	38,325
Shoulders: (a) Export	6,376	88,208	32,281
(b) Domestic	707,880	373,762	494,746
Boston Butts	910,944	1,078,242	989,254
Picnics	702,657	1,212,955	1,137,512
Tenderloins	57,493	30,239	33,410
Spare Ribs	122,574	62,173	81,280
<u>Fancy Meats</u>	<u>2,304,192</u>	<u>1,571,430</u>	<u>1,464,722</u>
<u>Carcasses and Cuts:</u>			
(a) Sows, L.Clear. Mids.	126,480	22,497	14,731
(b) Hogs. Wilts. & Cumbs.	18,835,006	13,973,744	7,541,507
Unclassified	2,614,795	2,557,137	2,572,692
<u>CURED AND IN CURE</u>	<u>24,877,480</u>	<u>17,205,436</u>	<u>15,490,403</u>
Hams: (a) 20/down	3,590,634	3,413,537	2,762,395
(b) 20/up	254,536	295,574	283,369
Backs: (a) Domestic	680,508	493,908	563,466
(b) Export	736,127	725,886	585,689
Bellies: 16/down	2,887,982	2,450,453	2,435,562
Shoulders	66,868	86,458	34,062
Butts	911,138	929,178	802,406
Picnics	615,736	604,990	545,729
Sides: (a) Dry Salt Meats	505,772	261,398	287,891
(b) Wilts. Cumbs. & F.Ends.	12,285,549	6,249,397	5,499,811
Barrelled	1,032,761	746,951	659,448
Unclassified	1,309,869	947,706	1,030,575
Reported		49,816,674	
Estimated		665,000	
Total	63,330,758	50,481,674	40,719,403
BEEF Fresh: (a) Bone in	8,200,732	6,454,057	6,981,994
(b) Boneless	1,010,217	280,559	357,040
Frozen: (a) Bone in	7,660,901	4,789,815	4,961,431
(b) Boneless	7,742,382	6,353,627	8,280,331
Cured and In Cure	945,736	681,031	791,299
Fancy Meats	4,105,437	1,937,130	2,428,600
Reported		20,496,219	
Estimated		480,000	
Total	29,665,405	20,976,219	23,800,695
VEAL Fresh: (a) Bone in	907,750	776,855	372,753
(b) Boneless	129,057	53,348	12,951
Frozen: (a) Bone in	463,036	550,417	709,605
(b) Boneless	1,056,666	538,040	631,952
Fancy Meats	110,644	106,048	84,557
Total	2,667,153	2,024,708	1,811,818
MUTTON AND LAMB (a) Fresh	132,818	247,068	249,898
(b) Frozen	2,926,270	3,012,267	3,498,258
Fancy Meats	153,876	73,187	83,965
Reported		3,332,522	
Estimated		30,000	
Total	3,212,964	3,362,522	3,832,121

N.B. In addition to the above Canadian stocks there were also imported stocks as shown on page 10.

COLD STORAGE STOCKS AT APRIL 1, 1946-MARITIMES
With Comparative Holdings for last year and last month

3.

COMMODITY	April 1, 1945	APRIL 1, 1946 PRELIMINARY	March 1, 1946 Revised
	lb.	lb.	lb.
P O R K			
<u>FRESH</u> (Not Frozen)	154,270	138,347	57,793
<u>FRESH</u> (Frozen)	537,445	381,133	273,314
Hams: (a) 20/down	130,314	90,870	(81,516
(b) 20/up	21,341	-)
Backs: (a) Export Rib	600	-	-
(b) Boneless Skinless	-	(x)	(6,119
(c) Heavy Rough Rib	566	-)
(d) Loins	57,212	66,920	45,768
Bellies: (a) 16/down	105,404	44,820	(x)
(b) 16/up	215	-	-
Shoulders: (a) Export	791	-	-
(b) Domestic	6,843	22,795	(x)
Boston Butts	40,656	(x)	(x)
Picnics	51,236	(x)	(x)
Tenderloins	1,521	(x)	(x)
Spare Ribs	5,876	(x)	(x)
Fancy Meats	58,420	33,742	18,303
Carcasses and Cuts:			
(a) Sows, L. Clear. Mids.	1,100	(10,945	(8,639
(b) Hogs, Wilts & Cumbs	16,058))
Unclassified	40,292	111,041	114,969
<u>CURED AND IN CURE</u>	416,389	541,312	307,211
Hams: (a) 20/down	113,526	(190,777	(77,728
(b) 20/up	7,290))
Backs: (a) Domestic	777	10,963	2,995
(b) Export	-	-	-
Bellies: 16/down	90,060	151,638	98,380
Shoulders	2,257	7,553	-
Butts	8,601	(x)	(x)
Picnics	6,825	18,434	4,287
Sides: (a) Dry Salt Meats	-	(18,384	(20,429
(b) Wilts, Cumbs, & F. Ends.	90,515))
Barrelled	56,561	40,349	55,826
Unclassified	39,977	103,214	47,566
Total	1,108,104	1,060,792	638,318
<u>BEEF</u> Fresh: (a) Bone in	175,259	155,831	116,522
(a) Boneless	8,301	20,205	14,825
Frozen: (a) Bone in	514,404	281,837	261,113
(b) Boneless	107,790	120,083	182,623
Cured and In Cure	31,646	12,416	9,040
Fancy Meats	194,941	69,577	105,682
Total	1,032,341	659,949	689,805
<u>VEAL</u> Fresh: (a) Bone in	2,160	(2,507	2,368
(b) Boneless	521)	-
Frozen: (a) Bone in	50,455	(42,938	60,990
(b) Boneless	96,776)	14,801
Fancy Meats	8,482	2,579	2,330
Total	158,394	48,024	80,489
<u>MUTTON AND LAMB</u> (a) Fresh	2,723	4,503	7,977
(b) Frozen	258,417	182,014	234,155
Fancy Meats	11,800	8,636	17,917
Reported		195,153	
Estimated		30,000	
Total	272,940	225,153	260,049
(x) Insufficient reports received but included in "Unclassified".			

COLD STORAGE STOCKS AS AT APRIL 1, 1946 - QUEBEC

With Comparative Holdings for last year and last month.

COMMODITY	April 1, 1945	APRIL 1, 1946 PRELIMINARY	March 1, 1946 Revised
	lb.	lb.	lb.
P O R K			
FRESH (not Frozen)	1,121,610	874,567	675,717
FRESH (Frozen)	3,768,834	3,340,480	2,322,311
Hams: (a) 20/down	550,473	222,794	278,127
(b) 20/up	450	106,044	83,995
Backs: (a) Export Rib	-	(37,721	(33,575
(b) Boneless Skinless	18,238	((
(c) Heavy Rough Rib	2,862	-	(
(d) Loins	11,432	21,501	(x)
Bellies: (a) 16/down	230,613	(363,928	(181,296
(b) 16/up	-	((
Shoulders: (a) Export	-	(41,326	(62,210
(b) Domestic	106,193	((
Boston Butts	175,275	104,687	56,501
Picnics	162,686	130,199	86,330
Tenderloins	5,170	(x)	(x)
Spare Ribs	17,785	9,137	(x)
Fancy Meats	85,691	148,684	107,914
Carcasses and Cuts:			
(a) Sows, L. Clear, Mids.	-	(1,095,512	(482,487
(b) Hogs, Wilts, & Cumbs.	1,690,263	((
Unclassified	711,703	1,058,947	969,936
CURED AND IN CURE	3,582,441	3,246,879	2,422,386
Hams: (a) 20/down	579,024	778,599	577,760
(b) 20/up	31,569	71,890	88,432
Backs: (a) Domestic	34,648	44,512	(120,038
(b) Export	93,051	134,954	(
Bellies: 16/down	268,488	460,331	397,842
Shoulders	8,730	20,709	16,948
Butts	127,391	289,387	258,368
Picnics	122,683	235,726	165,559
Sides: (a) Dry Salt Meats	210,754	154,840	184,486
(b) Wilts, Cumbs & F. Ends.	1,462,860	461,906	220,965
Paralysed	307,956	278,313	207,945
Unclassified	339,287	315,712	184,043
Reported		7,461,926	
Estimated		50,000	
Total	8,472,865	7,511,926	5,420,414
BEEF FRESH: (a) Bone in	1,787,150	1,339,737	1,455,247
(b) Boneless	40,513	41,566	95,667
Frozen: (a) Bone in	1,300,910	965,342	1,270,547
(b) Boneless	2,295,388	2,284,017	2,886,664
Cured and In Cure	383,698	379,047	429,356
Fancy Meats	916,955	565,638	641,787
Total	6,724,614	5,575,347	6,779,268
VEAL Fresh: (a) Bone in	537,034	481,285	82,947
(b) Boneless	31,892	30,055	2,754
Frozen: (a) Bone in	195,990	204,647	232,185
(b) Boneless	483,372	255,502	276,784
Fancy Meats	59,912	77,530	51,888
Total	1,308,200	1,049,019	646,558
MUTTON AND LAMB (a) Fresh	40,717	26,930	20,434
(b) Frozen	1,231,771	1,572,017	1,530,923
Fancy Meats	15,758	11,999	19,235
Total	1,288,246	1,610,946	1,579,592
(x) Insufficient reports received but included in "Unclassified"			

With Comparative Holdings for Last Year and Last Month.

COMMODITY	April 1, 1945	April 1, 1946 PRELIMINARY	March 1, 1946 Revised
	lb.	lb.	lb.
P O R K			
FRESH (not Frozen)	1,723,137	2,116,050	1,302,547
FRESH (Frozen)	5,970,693	5,751,520	4,155,604
Hams: (a) 20/down	1,051,164	908,788	923,409
(b) 20/up	122,459	17,142	14,045
Backs: (a) Export Rib	8,828	-	-
(b) Boneless Skinless	149,316	449,324	(369,679
(c) Heavy Rough Rib	2,770	-	(
(d) Loins	20,808	(x)	39,514
Bellies: (a) 16/down	448,246	580,476	500,022
(b) 16/up	5,855	-	-
Shoulders: (a) Export	5,585	(22,772	(26,936
(b) Domestic	42,881		
Boston Butts	205,693	293,895	252,608
Picnics	189,620	282,185	240,974
Tenderloins	9,036	14,736	6,473
Spare Ribs	15,229	31,596	57,290
Fancy Meats	305,678	279,061	231,811
Carcasses and Cuts:			
(a) Sows, L.Clear, Mids.	87,998	8,747	(1,182,372
(b) Hogs, Wilts, & Cumbs	2,759,471	2,524,237	(
Unclassified	540,056	338,561	310,471
CURED AND IN CURE	7,832,856	5,900,397	4,749,299
Hams: (a) 20/down	1,098,930	1,096,346	819,626
(b) 20/up	66,871	76,528	32,520
Backs: (a) Domestic	262,771	215,492	229,433
(b) Export	139,984	184,748	92,318
Bellies: 16/down	915,681	781,382	859,149
Shoulders	4,017	2,272	1,454
Butts	250,776	238,957	215,879
Picnics	216,170	187,193	153,043
Sides: (a) Dry Salt Meats	56,160	68,792	56,089
(b) Wilts. Cumbs. & F. Ends	4,049,171	2,486,868	1,587,758
Barrelled	281,973	191,793	165,940
Unclassified	490,352	370,026	536,090
Reported		13,767,967	
Estimated		540,000	
Total	15,526,686	14,307,967	10,207,450
BEEF Fresh: (a) Bone in	2,589,472	1,678,595	1,369,257
(b) Boneless	864,115	182,253	68,099
Frozen: (a) Bone In	740,266	929,530	1,067,821
(b) Boneless	2,008,663	1,114,149	1,552,581
Cured and In Cure	462,466	182,312	170,192
Fancy Meats	524,497	303,289	280,070
Total	7,189,479	4,390,128	4,508,020
VEAL Fresh: (a) Bone in	159,128	118,660	45,054
(b) Boneless	91,711	19,985	8,749
Frozen: (a) Bone in	32,137	66,246	97,003
(b) Boneless	196,402	177,475	203,136
Fancy Meats	10,794	7,460	12,797
Total	490,172	389,826	366,739
MUTTON AND LAMB (a) Fresh	40,416	35,794	71,324
(B) Frozen	793,211	528,430	706,818
Fancy Meats	101,054	4,101	4,344
Total	934,681	568,325	782,486

(x) Insufficient reports received but included in "Unclassified".

COLD STORAGE STOCKS AT APRIL 1, 1946 - MANITOBA

With Comparative Holdings for last year and last month.

COMMODITY	April 1, 1945	April 1, 1946 PRELIMINARY	March 1, 1946 Revised
	lb.	lb.	lb.
P O R K			
FRESH (NOT FROZEN)	771,558	560,420	842,077
FRESH (FROZEN)	10,715,813	5,744,781	4,607,056
Hams: (a) 20/down	683,528	586,559	598,521
(b) 20/up	2,817	30,852	66,512
Backs: (a) Export Rib	-	-	-
(b) Boneless Skinless	2,856	(160,939	161,599
(c) Heavy Rough Rib	-	(48,952	-
(d) Loins	134,320	343,746	42,956
Bellies: (a) 16/down	73,897	-	350,474
(b) 16/up	4,903	-	-
Shoulders: (a) Export	-	-	-
(b) Domestic	298,570	287,202	326,717
Butts	96,380	175,728	187,365
Picnics	16,345	166,442	178,766
Tenderloins	950	(x)	230
Spare Ribs	9,389	(x)	(x)
Fancy Meats	552,963	225,398	267,507
Carcasses and Cuts:			
(a) Sows, L. Clear. Mids.	7,405	(3,161,794	(1,937,887
(b) Hogs, Wilts. & Cumbs	8,307,997	557,169	488,522
Unclassified	523,493	2,381,882	2,340,310
CURED AND IN CURE	3,188,544		
Hams: (a) 20/down	364,758	555,893	525,988
(b) 20/up	50,360	54,055	79,896
Backs: (a) Domestic	47,200	45,799	52,590
(b) Export	118,527	165,041	139,947
Bellies: 16/down	407,026	373,726	434,000
Shoulders	563	(x)	-
Butts	120,110	104,877	82,351
Picnics	88,621	20,952	26,748
Sides: (a) Dry Salt Meats	47,064	(850,839	(808,578
(b) Wilts, Cumbs & F. Ends.	1,713,935		
Barrelled	141,449	163,391	140,641
Unclassified	88,871	47,309	49,571
Total	14,675,915	8,687,083	7,789,443
BEEF			
Fresh: (a) Bone in	1,201,052	1,204,252	1,393,141
(b) Boneless	86,886	17,103	81,306
Frozen: (a) Bone in	1,119,924	560,993	529,591
(b) Boneless	1,063,570	814,921	1,070,227
Cured and In Cure	26,375	87,587	149,056
Fancy Meats	1,198,447	363,483	593,619
Total	4,696,254	3,048,339	3,617,020
VEAL			
Fresh: (a) Bone in	93,575	65,627	(94,382
(b) Boneless	4,185	930	(
Frozen: (a) Bone in	20,612	(10,149
(b) Boneless	122,147	(11,316	7,758
Fancy Meats	9,414	7,631	6,726
Total	249,933	85,504	119,015
MUTTON AND LAMB			
(a) Fresh	11,127	63,831	43,874
(b) Frozen	395,416	379,676	690,973
Fancy Meats	4,820	23,742	15,340
Total	411,363	467,249	750,187
(x) Insufficient reports received but included in "Unclassified".			

COLD STORAGE STOCKS AT APRIL 1, 1946 - SASKATCHEWAN

With Comparative Holdings for last year and last month.

COMMODITY	April 1, 1945	April 1, 1946 PRELIMINARY	March 1, 1946 Revised
	lb.	lb.	lb.
P O R K			
FRESH (not Frozen)	651,128	279,453	362,699
FRESH (Frozen)	3,330,984	2,792,583	2,311,976
Hams: (a) 20/down	346,391	307,781	294,804
(b) 20/up	58,407	47,372	56,169
Backs: (a) Export Rib	775	((
(b) Boneless Skinless	65,274	150,406	118,878
(c) Heavy Rough Rib	11,171		-
(d) Loins	5,832	(x)	(x)
Bellies: (a) 16/down	372,973	(168,525
(b) 16/up	28,279	198,999	4,707
Shoulders: (a) Export	-	((
(b) Domestic	81,253	4,999	5,306
Boston Butts	78,957	148,122	136,730
Picnics	77,421	182,328	172,960
Tenderloins	14,514	5,659	12,955
Spare Ribs	27,187	3,560	10,070
Fancy Meats	517,259	261,796	207,438
Carcasses and Cuts:			
(a) Sows L. Clear. Mids.	1,297	((825,051
(b) Hogs, Wilts, & Cumbs.	1,307,275	1,202,757	(
Unclassified	336,719	278,804	298,383
CURED AND IN CURE	2,683,586	1,285,040	1,739,517
Hams: (a) 20/down	174,897	139,053	118,264
(b) 20/up	28,931	31,958	46,031
Backs: (a) Domestic	91,998	27,158	33,341
(b) Export	62,124	56,172	51,847
Bellies: 16/down	210,448	137,931	118,316
Shoulders	374	(x)	1,822
Butts	27,778	35,465	48,376
Picnics	22,421	19,428	30,530
Sides: (a) Dry Salt Meats	113,409	3,288	(1,226,358
(b) Wilts, Cumbs & F. Ends	1,785,268	776,283	
Barrelled	16,498	(x)	(x)
Unclassified	149,440	58,304	55,632
Total	6,665,698	4,357,076	4,414,192
BEEF Fresh: (a) Bone in	477,639	575,715	607,611
(b) Boneless	4,083	7,866	2,798
Frozen: (a) Bone in	122,398	56,628	117,617
(b) Boneless	568,097	924,451	1,035,893
Cured and In Cure	14,233	-	(1)
Fancy Meats	506,587	223,346	249,760
Reported		1,788,006	
Estimated		30,000	
Total	1,693,037	1,818,006	2,013,679
VEAL Fresh: (a) Bone in	33,589	((
(b) Boneless	400	19,725	10,951
Frozen: (a) Bone in	4,718	508	1,509
(b) Boneless	55,207	31,273	37,675
Fancy Meats	7,491	4,092	5,273
Total	101,405	55,598	55,408
MUTTON AND LAMB (a) Fresh	9,983	35,120	16,430
(b) Frozen	17,081	63,047	105,719
Fancy Meats	4,650	9,164	9,269
Total	31,714	107,331	131,418
(x) Insufficient reports received but included in "Unclassified".			
(1) Insufficient reports received not included in "Total".			

COLD STORAGE STOCKS AT APRIL 1, 1946 - ALBERTA

With Comparative Holdings for last year and last month.

COMMODITY	April 1, 1945	April 1, 1946 PRELIMINARY	March 1, 1946 Revised
	lb.	lb.	lb.
P O R K			
FRESH (not Frozen)	1,055,209	629,970	937,713
FRESH (Frozen)	7,598,622	9,724,289	6,996,174
Hams: (a) 20/down	723,421	1,129,278	1,109,049
(b) 20/up	44,518	76,721	75,161
Backs: (a) Export Rib	-	(217,504	(206,430
(b) Boneless Skinless	101,774	-	-
(c) Heavy Rough Rib	10,890	-	-
(d) Loin	11,714	(x)	(x)
Bellies: (a) 16/down	217,055	605,113	602,942
(b) 16/up	36,774	-	-
Shoulders: (a) Export	-	(79,415	-
(b) Domestic	168,318	-	102,390
Boston Butts	223,460	336,503	336,564
Picnics	185,110	432,715	439,396
Tenderloins	12,869	8,290	10,457
Spare Ribs	28,948	11,506	7,687
Fancy Meats	765,443	614,309	598,221
Carcasses and Cuts:			
(a) Sows, L. Clear. Mids.	28,480	-	-
(b) Hogs, Wilts. & Cumbs.	4,729,367	5,978,031	3,130,227
Unclassified	303,879	234,904	377,650
CURED AND IN CURE	6,080,483	3,342,423	3,251,381
Hams: (a) 20/down	819,923	486,805	423,743
(b) 20/up	69,276	52,895	20,663
Backs: (a) Domestic	126,450	84,588	85,585
(b) Export	322,441	184,971	250,338
Bellies: 16/down	662,874	393,207	348,991
Shoulders	50,133	(x)	(x)
Butts	258,146	163,753	113,578
Picnics	111,877	95,104	98,268
Sides: (a) Dry Salt Meats	71,885	(1,684,129	(1,665,050
(b) Wilts, Cumbs and F.Ends	3,183,740	-	-
Barrelled	229,324	51,605	69,456
Unclassified	174,414	145,366	175,709
Total	14,734,314	13,696,682	11,185,268
BEEF Fresh: (a) Bone in	1,082,462	957,203	1,189,970
(b) Boneless	2,564	8,880	18,705
Frozen: (a) Bone in	2,733,537	1,165,090	803,505
(b) Boneless	1,409,557	860,690	1,248,937
Cured and In Cure	7,536	(1)	10,356
Fancy Meats	563,491	369,896	406,107
Reported		3,361,759	
Estimated		260,000	
Total	5,799,147	3,621,759	3,677,580
VEAL Fresh: (a) Bone in	60,938	48,717	(70,701
(b) Boneless	348	-	-
Frozen: (a) Bone in	8,122	(7,042	(2,523
(b) Boneless	40,111	-	-
Fancy Meats	11,793	5,268	4,347
Total	121,312	61,027	77,551
MUTTON AND LAMB (a) Fresh	17,338	44,091	31,498
(b) Frozen	28,720	73,762	81,404
Fancy Meats	5,631	10,055	10,626
Total	51,689	127,908	123,528

(x) Insufficient reports received but included in "Unclassified".

COLD STORAGE STOCKS AT APRIL 1, 1946 - BRITISH COLUMBIA

With Comparative Holdings for last year and last month.

COMMODITY	April 1, 1945	April 1, 1946 PRELIMINARY	March 1, 1946 Revised
	lb.	lb.	lb.
P O R K			
FRESH (not Frozen)	307,176	134,036	168,368
FRESH (Frozen)	746,799	143,609	215,651
Hams: (a) 20/down	215,584	37,574	40,413
(b) 20/up	19,208	-	-
Backs: (a) Export Rib	17,655	-	-
(b) Boneless Skinless	24,024	-	-
(c) Heavy Rough Rib	9,443	-	-
(d) Loins	10,622	(x)	(x)
Bellies: (a) 16/down	105,046	(x)	(x)
(b) 16/up	406	-	-
Shoulders: (a) Export	-	-	-
(b) Domestic	3,822	3,461	1,162
Boston Butts	90,523	(x)	(x)
Picnics	20,239	-	-
Tenderloins	13,433	460	2,908
Spare Ribs	18,160	390	396
Fancy Meats	18,736	8,440	33,594
Carcasses and Cuts:			
(a) Sows, L. Clear. Mids.	200	(-
(b) Hogs, Wilts. & Cumbs.	24,975	14,218	11,575
Unclassified	158,653	79,066	125,603
CURED AND IN CURE	1,093,181	507,503	680,299
Hams: (a) 20/down	439,576	172,622	(235,113
(b) 20/up	239	1,690	(
Backs: (a) Domestic	116,664	65,396	90,723
(b) Export	-	-	-
Bellies: 16/down	333,405	152,238	178,884
Shoulders	794	(x)	(x)
Butts	118,336	61,949	72,688
Picnics	47,139	28,153	58,294
Sides: (a) Dry Salt Meats	6,500	((17,989
(b) Wilts, Cumbs. & F. Ends.	-	(5,466	(
Barrelled	3,000	(x)	(x)
Unclassified	27,528	19,989	26,608
Reported		785,148	
Estimated		75,000	
Total	2,147,156	860,148	1,064,318
BEEF Fresh: (a) Bone in	887,698	542,724	850,246
(b) Boneless	3,755	2,686	75,560
Frozen: (a) Bone in	1,129,462	330,395	911,237
(b) Boneless	289,317	235,316	303,406
Cured and In Cure	19,782	12,182	22,599
Fancy Meats	200,519	41,901	151,575
Reported		1,665,204	
Estimated		190,000	
Total	2,530,533	1,855,204	2,314,623
VEAL Fresh: (a) Bone in	21,326	(42,712	(67,798
(b) Boneless	-	((
Frozen: (a) Bone in	151,002	241,463	305,951
(b) Boneless	62,651	50,047	91,093
Fancy Meats	2,758	1,488	1,216
Total	237,737	335,710	466,058
MUTTON AND LAMB (a) Fresh	10,514	36,799	22,959
(b) Frozen	201,654	213,321	174,668
Fancy Meats	10,163	5,490	7,234
Total	222,331	255,610	204,861

(x) Insufficient reports received but included in "Unclassified".

LARD, EDIBLE TALLOW, CITIES' AND IMPORTED MEATLARD - STORAGE STOCKS AT APRIL 1, 1946

With Comparative Holdings for last year and last month

	April 1, 1945	APRIL 1, 1946 PRELIMINARY	March 1, 1946 Revised
	lb.	lb.	lb.
CANADA	3,168,164	1,366,281	1,507,068
Maritimes	142,684	28,998	30,561
Quebec	498,469	248,276	308,447
Ontario	1,419,927	790,991	729,399
Manitoba	136,566	50,901	64,153
Saskatchewan	288,402	116,214	143,558
Alberta	368,842	98,597	147,720
British Columbia	313,274	32,304	83,230

EDIBLE TALLOW STORAGE STOCKS AT APRIL 1, 1946

	April 1, 1945	APRIL 1, 1946 PRELIMINARY	March 1, 1946 Revised
	lb.	lb.	lb.
CANADA	4,432,031	1,170,274	1,302,990
Maritimes	936	4,547	4,528
Quebec	994,077	241,119	179,336
Ontario	2,344,660	241,227	438,392
Manitoba	580,467	287,656	128,483
Saskatchewan	181,480	146,965	198,580
Alberta	17,338	141,585	251,007
British Columbia	313,073	107,175	102,664


MEAT - COLD STORAGE STOCKS REPORTED IN THE CITIES OF
MONTREAL, TORONTO, WINNIPEG AND VANCOUVER - APRIL 1/46 //

	Montreal	Toronto	Winnipeg	Vancouver
<u>PORK</u>				
Fresh	578,315	938,557	533,617	132,239
Frozen	2,715,850	3,624,827	5,582,644	128,102
Cured and In Cure	2,336,067	2,583,381	2,276,669	501,556
TOTAL	5,630,232	7,146,765	8,392,930	761,897
<u>LARD</u>	210,585	520,211	47,061	29,781
<u>BEEF</u>				
Fresh	1,185,083	1,171,519	1,181,251	500,346
Frozen	3,434,006	1,449,674	1,729,153	1,087,535
Cured and In Cure	373,824	139,965	87,087	12,182
TOTAL	4,992,913	2,761,158	2,997,491	1,600,063
<u>VEAL</u>				
Fresh	450,688	98,571	66,452	41,514
Frozen	457,333	104,645	16,435	292,421
TOTAL	908,021	203,216	82,887	333,935
<u>MUTTON AND LAMB</u>				
Fresh	21,195	16,767	63,384	33,203
Frozen	1,386,375	464,656	400,558	185,085
TOTAL	1,407,570	481,423	463,942	218,288

IMPORTED STOCKS OF MEAT AND LARD IN CANADA

	PORK			Lard
	Frozen	Cured	Total	
April 1, 1946 (preliminary)	13,826	-	13,826	5,772
March 1, 1946 (revised)	71,871	30,241	102,112	116,446

N.B. These imported stocks are in addition to stocks shown on page 2. Including New Westminster. // These figures do not include estimates for firms who did not report on time.



Vanover

Smith

London

1875

STATISTICS CANADA LIBRARY
BIBLIOTHEQUE STATISTIQUE CANADA



1010667716