


32-012



68



CANADA
DEPARTMENT OF TRADE AND COMMERCE
DOMINION BUREAU OF STATISTICS
AGRICULTURAL BRANCH

Vol. 29

No. 5

COLD STORAGE HOLDINGS
of
MEAT AND LARD
MAY 1, 1946

-----♦ ♦ ♦-----


Published by Authority of the Hon. James A. MacKinnon. M.P.,
Minister of Trade and Commerce.

♦ ♦ ♦

OTTAWA

1946

Price \$1 a year



RECEIVED
MAIL ROOM
MAY 28 1948

RECEIVED
MAIL ROOM
MAY 28 1948

DEPARTMENT OF TRADE AND COMMERCE
DOMINION BUREAU OF STATISTICS - AGRICULTURAL BRANCH

Issued May 11, 1946 at 12 noon, E.D.T.

Dominion Statistician:
Chief, Agricultural Branch:
In Charge, Cold Storage Statistics:

Herbert Marshall, B.A., F.S.S.
J. B. Rutherford, M.Sc.
J. K. Finlayson, M.C., B.S.A.

COLD STORAGE HOLDINGS OF MEAT AND LARD MAY 1, 1946

Held by Packers, Abattoirs, Wholesale Butchers and Cold Storage Warehouses

ALL MEAT

The Canadian meat stocks totalled 58,485,053 lb. Of this total there were 53,905,053 lb. of reported stocks and 4,580,000 lb. of estimates for late firms. Last year the total was 92,354,665 lb. and last month 76,399,764 lb. The Canadian meat stocks showed an "Out-of-Storage" movement of 17.9 million lb. while a year ago there was a similar movement of 6.5 million lb.

PORK

The total reported stocks of Canadian pork were 54,249,387 lb. being 5,087,767 lb. Fresh; 34,068,911 lb. Frozen and 15,092,709 lb. Cured. With an addition of 3,280,000 lb. as an estimate for firms whose schedules were received late or not at all, the Grand Total was brought to 57,529,387 lb. which was an increase of 7.6 million lb. over last month. Last year there was a similar movement of 953 thousand lb. There were also 16,610 lb. of Imported stocks.

BEEF

The reported holdings of Canadian beef were 14,625,497 lb. being classified as follows: 2,966,824 lb. Fresh; 9,692,070 lb. Frozen; 600,806 lb. Cured and 1,365,797 lb. Fancy Meats. Including an estimate of 1,050,000 lb., the Grand Total was 15,675,497 lb. These stocks were 6.0 million lb. less than last year. The "Out-of-Storage" movement was 5.8 million lb. Last year's figures showed a similar movement of 8.0 million lb.

VEAL

The reported holdings were 3,205,129 lb., being Fresh 891,450 lb. Frozen 2,213,020 lb.; and Fancy Meats 100,659 lb. These stocks were 1.4 million lb. more than last month and 976 thousand lb. less than last year's holdings.

MUTTON AND LAMB

The reported holdings were 2,005,516 lb., consisting of Fresh 127,561 lb., Frozen 1,826,930 lb. and Fancy Meats 51,025 lb. These figures show a decrease of 1.3 million lb. from last month. Last year there was a similar movement of 1.3 million lb.

EDIBLE TALLOW

Stocks on May 1, were 933,735 lb. which was a decrease of 237 thousand lb. from last month and 2.9 million lb. from last year.

LARD

The total stocks including an estimate of 100,000 lb. were 1,379,857 lb. These stocks were 27 thousand lb. less than last month and 1.5 million lb. less than last year.

2. COLD STORAGE STOCKS AT MAY 1, 1946-CANADA
 With Comparative Holdings for last year and last month

COMMODITY	May 1, 1945	MAY 1, 1946 PRELIMINARY	April 1, 1946 Revised
	lb.	lb.	lb.
P O R K			
<u>FRESH (Not Frozen)</u>	5,438,193	5,087,767	4,773,025
<u>FRESH (Frozen)</u>	35,920,380	34,068,911	27,880,512
Hams: (a) 20/down	4,578,229	3,668,229	3,283,757
(b) 20/up	313,233	214,657	278,131
Backs: (a) Export Rib	31,944	109,735	131,023
(b) Boneless Skinless	393,256	956,589	890,623
(c) Heavy Rough Rib	73,334	15,967	214
(d) Loins	169,775	169,345	179,183
Bellies: (a) 16/down	1,510,515	2,003,597	2,124,401
(b) 16/up	122,698	62,430	21,005
Shoulders: (a) Export	21,000	32,455	88,436
(b) Domestic	618,318	353,900	373,762
Boston Butts	1,065,963	1,142,758	1,078,242
Picnics	824,274	1,293,145	1,212,955
Tenderloins	68,649	35,778	30,239
Spare Ribs	94,466	48,402	62,173
Fancy Meats	1,657,233	1,453,015	1,572,490
Carcasses and Cuts:			
(a) Sows, L.Clear, Mids.	358,099	56,554	22,497
(b) Hogs, Wilts. & Cumbs.	21,792,532	20,149,571	13,973,744
<u>Unclassified</u>	2,235,861	2,302,784	2,557,637
<u>CURED AND IN CURE</u>	22,915,914	15,092,709	17,284,899
Hams: (a) 20/down	3,635,855	2,461,201	3,452,432
(b) 20/up	401,656	310,479	295,574
Backs: (a) Domestic	635,576	452,401	509,116
(b) Export	510,538	619,911	725,886
Bellies: 16/down	2,934,437	1,973,663	2,463,304
Shoulders	266,385	26,153	86,458
Butts	757,482	649,274	936,653
Picnics	646,363	514,508	609,634
Sides: (a) Dry Salt Meats	686,792	283,182	261,788
(b) Wilts. Cumbs & F.Ends.	10,075,382	6,222,539	6,249,397
Barrelled	834,788	662,362	746,951
<u>Unclassified</u>	1,530,660	917,036	947,706
<u>Reported</u>		54,249,387	
<u>Estimated</u>		3,280,000	
<u>Total</u>	64,283,487	57,529,387	49,938,436
<u>BEEF</u> Fresh: (a) Bone in	6,145,648	2,809,426	6,575,243
(b) Boneless	922,119	157,398	285,046
Frozen: (a) Bone in	4,175,159	4,876,651	5,202,056
(b) Boneless	5,635,579	4,815,419	4,754,015
Cured and In Cure	1,249,780	600,806	681,381
Fancy Meats	3,555,581	1,365,797	1,937,264
<u>Reported</u>		14,625,497	
<u>Estimated</u>		1,050,000	
<u>Total</u>	21,683,866	15,675,497	21,435,005
<u>VEAL</u> Fresh: (a) Bone in	895,032	868,144	829,746
(b) Boneless	168,397	23,306	55,092
Frozen: (a) Bone in	1,943,586	1,638,437	550,776
(b) Boneless	1,272,245	574,583	538,040
Fancy Meats	152,294	100,659	106,048
<u>Reported</u>		3,205,129	
<u>Estimated</u>		250,000	
<u>Total</u>	4,431,554	3,455,129	2,079,702
<u>MUTTON AND LAMB</u> (a) Fresh	81,588	127,561	258,255
(b) Frozen	1,733,277	1,826,930	3,013,907
Fancy Meats	140,893	51,025	73,187
<u>Total</u>	1,955,758	2,005,516	3,345,349

N.B. In addition to the above Canadian stocks there were also imported stocks as shown on page 10.

COLD STORAGE STOCKS AT MAY 1, 1946 - MARITIMES
With Comparative Holdings for last year & last month

3.

COMMODITY	May 1, 1945	MAY 1, 1946 PRELIMINARY	April 1, 1946 Revised
	lb.	lb.	lb.
P O R K			
<u>FRESH</u> (Not frozen)	94,761	60,266	138,347
<u>FRESH</u> (Frozen)	989,281	459,476	381,133
Hams: (a) 20/down	323,457	127,306	90,870
(b) 20/up	23,430	14,241	-
Backs: (a) Export Rib	2,783	-	-
(b) Boneless Skinless	-	(x)	(x)
(c) Heavy Rough Rib	-	-	-
(d) Loins	67,506	50,103	66,920
Bellies: (a) 16/down	189,007	75,580	44,820
(b) 16/up	-	-	-
Shoulders: (a) Export	203	-	-
(b) Domestic	9,556	18,606	22,795
Boston Butts	88,114	34,674	(x)
Picnics	153,848	(x)	(x)
Tenderloins	6,090	(x)	(x)
Spare Ribs	2,954	-	(x)
Fancy Meats	36,409	43,487	33,742
Carcasses and Cuts:			
(a) Sows, L.Clear. Mids.	1,500	-	(
(b) Hogs. Wilts. & Cumbs.	39,351	(x)	10,945
Unclassified	45,073	95,479	111,041
<u>CURED AND IN CURE</u>	479,767	444,021	541,312
Hams: (a) 20/down	135,291	91,130	(
(b) 20/up	-	17,904	190,777
Backs: (a) Domestic	16	13,515	10,963
(b) Export	-	-	-
Bellies: 16/down	112,265	118,640	151,638
Shoulders	3,870	7,945	7,553
Butts	8,614	(x)	(x)
Picnics	13,157	13,763	18,434
Sides: (a) Dry Salt Meats	-	((
(b) Wilts. Cumbs. & F.Ends.	109,779	17,152	18,384
Barrelled	32,236	40,320	40,349
Unclassified	64,539	123,652	103,214
Reported		963,763	
Estimated		120,000	
Total	1,563,809	1,083,763	1,060,792
<u>BEEF</u> Fresh: (a) Bone in	94,333	38,122	155,831
(b) Boneless	8,443	9,234	20,205
Frozen: (a) Bone in	553,553	219,816	281,837
(b) Boneless	37,893	44,068	120,083
Cured and In Cure	29,480	11,244	12,416
Fancy Meats	215,330	44,252	69,577
Reported		366,736	
Estimated		110,000	
Total	939,032	476,736	659,949
<u>VEAL</u> Fresh: (a) Bone in	17,278	((
(b) Boneless	640	4,692	2,507
Frozen: (a) Bone in	158,539	((
(b) Boneless	52,950	32,068	42,938
Fancy Meats	14,660	1,939	2,579
Total	244,067	38,699	48,024
<u>MUTTON AND LAMB</u> (a) Fresh	2,397	(4,503
(b) Frozen	262,092	118,866	182,014
Fancy Meats	6,787	3,713	8,636
Total	271,276	122,579	195,153
(x) Insufficient reports received but included in "Unclassified".			

COLD STORAGE STOCKS AT MAY 1, 1946-QUEBEC
With Comparative Holdings for last year and last month

COMMODITY	May 1, 1945	MAY 1, 1946 PRELIMINARY	April 1, 1946 Revised
	lb.	lb.	lb.
P O R K			
FRESH (Not Frozen)	654,239	533,473	906,577
FRESH (Frozen)	3,928,120	4,107,617	3,340,484
Hams: (a) 20/down	582,204	392,779	222,794
(b) 20/up	1,848	51,272	106,044
Backs: (a) Export Rib	-	((
(b) Boneless Skinless	15,362	(49,121	(37,721
(c) Heavy Rough Rib	11,450	(-
(d) Loins	9,525	27,533	21,505
Bellies: (a) 16/down	236,943	(293,516	(363,928
(b) 16/up	-	((
Shoulders: (a) Export	-	(65,972	(41,326
(b) Domestic	745	((
Boston Butts	217,685	144,656	104,687
Picnics	208,360	168,661	130,199
Tenderloins	5,210	(x)	(x)
Spare Ribs	22,255	12,671	9,137
Fancy Meats	78,423	123,426	148,684
Carcasses and Cuts:			
(a) Sows, L.Clear. Mids.	-	((
(b) Hogs. Wilts.& Cumbs.	2,007,014	(1,793,839	(1,095,512
Unclassified	531,096	984,171	1,058,947
CURED AND IN CURE	3,091,766	2,069,630	3,273,101
Hams: (a) 20/down	469,142	431,055	800,325
(b) 20/up	82,747	75,737	71,890
Backs: (a) Domestic	27,795	(48,865
(b) Export	35,358	(88,425	134,954
Bellies: 16/down	254,716	277,625	460,474
Shoulders	4,313	7,652	20,709
Butts	169,731	136,963	289,387
Picnics	153,106	123,598	235,726
Sides: (a) Dry Salt Meats	221,002	156,584	154,840
(b) Wilts. Cumbs.& F.Ends.	1,038,676	271,970	461,906
Barrelled	303,418	254,735	278,313
Unclassified	331,762	245,286	315,712
Total	7,674,125	6,710,720	7,520,162
BEEF Fresh: (a) Bone in	1,051,390	599,534	1,341,164
(b) Boneless	30,424	44,439	41,566
Frozen: (a) Bone in	1,149,860	2,807,551	965,342
(b) Boneless	1,969,292	1,458,963	2,284,017
Cured and In Cure	581,657	309,555	379,047
Fancy Meats	820,043	517,841	565,638
Reported		5,737,883	
Estimated		180,000	
Total	5,602,666	5,917,883	5,576,774
VEAL Fresh: (a) Bone in	390,969	511,933	481,285
(b) Boneless	24,736	16,572	30,055
Frozen: (a) Bone in	1,665,709	1,298,850	204,647
(b) Boneless	661,031	365,030	255,502
Fancy Meats	64,096	64,589	77,530
Reported		2,256,974	
Estimated		200,000	
Total	2,806,541	2,456,974	1,049,019
MUTTON AND LAMB (a) Fresh	14,862	6,566	26,930
(b) Frozen	721,719	997,217	1,572,017
Fancy Meats	7,017	10,691	11,999
Total	743,598	1,014,474	1,610,946

(x) Insufficient reports received but included in "Unclassified".

COLD STORAGE STOCKS AT MAY 1, 1946-ONTARIO
With Comparative Holdings for last year and last month

5.

COMMODITY	May 1, 1945	MAY 1, 1946 <u>PRELIMINARY</u>	April 1, 1946 Revised
	lb.	lb.	lb.
P O R K			
<u>FRESH</u> (Not Frozen)	1,918,852	1,730,656	2,117,950
<u>FRESH</u> (Frozen)	7,365,222	8,185,072	5,751,520
Hams: (a) 20/down	1,665,158	992,306	908,788
(b) 20/up	129,823	10,999	17,142
Backs: (a) Export Rib	8,930	-	-
(b) Boneless Skinless	173,926	460,214	449,324
(c) Heavy Rough Rib	11,720	-	-
(d) Loins	25,065	(x)	(x)
Bellies: (a) 16/down	449,861	(587,298	580,476
(b) 16/up	8,347	(-
Shoulders: (a) Export	11,511	(18,604	(22,772
(b) Domestic	165,648	((
Boston Butts	238,976	312,826	293,895
Picnics	201,645	319,398	282,185
Tenderloins	17,951	11,691	14,736
Spare Ribs	15,281	3,611	31,596
Fancy Meats	244,298	172,905	279,061
Carcasses and Cuts:			
(a) Sows, L. Clear. Mids.	116,640	(5,066,088	8,747
(b) Hogs. Wilts. & Cumbs.	3,202,651	(2,524,237
Unclassified	677,792	229,132	338,561
<u>CURED AND IN CURE</u>	<u>6,634,203</u>	<u>4,308,939</u>	<u>5,903,087</u>
Hams: (a) 20/down	1,148,315	690,823	1,097,306
(b) 20/up	103,384	49,977	76,528
Backs: (a) Domestic	253,903	159,901	215,732
(b) Export	74,304	96,711	184,748
Bellies: 16/down	916,054	623,423	782,482
Shoulders	168,157	2,867	2,272
Butts	184,206	206,029	238,957
Picnics	179,116	202,053	187,193
Sides: (a) Dry Salt Meats	123,086	73,635	69,182
(b) Wilts. Cumbs. & F. Ends.	2,787,918	1,856,581	2,486,868
Barrelled	233,803	68,372	191,793
Unclassified	462,007	278,567	370,026
Reported		14,224,667	
Estimated		2,150,000	
Total	15,918,277	16,374,667	13,772,557
<u>BEEF</u> Fresh: (a) Bone in	1,208,755	381,733	1,690,679
(b) Boneless	839,693	27,181	182,253
Frozen: (a) Bone in	291,482	452,322	929,530
(b) Boneless	1,578,853	1,223,833	1,114,149
Cured and In Cure	586,119	162,120	182,312
Fancy Meats	503,338	126,987	303,423
Reported		2,374,176	
Estimated		400,000	
Total	5,068,240	2,774,176	4,402,346
<u>VEAL</u> Fresh: (a) Bone in	194,336	93,984	119,484
(b) Boneless	125,078	2,780	19,985
Frozen: (a) Bone in	42,415	98,206	66,246
(b) Boneless	291,587	156,300	177,475
Fancy Meats	22,071	14,657	7,460
Reported		365,927	
Estimated		50,000	
Total	675,487	415,927	390,650
<u>MUTTON AND LAMB</u> (a) Fresh	25,105	30,011	46,525
(b) Frozen	447,013	347,739	528,430
Fancy Meats	96,784	6,550	4,101
Total	568,902	384,300	579,056

(x) Insufficient reports received but included in "Unclassified".

COLD STORAGE STOCKS AT MAY 1, 1946-MANITOBA
With Comparative Holdings for last year and last month

COMMODITY	May 1, 1945	MAY 1, 1946 PRELIMINARY	April 1, 1946 Revised
	lb.	lb.	lb.
P O R K			
FRESH (Not Frozen)	820,832	1,021,276	564,142
FRESH (Frozen)	11,415,179	7,317,800	5,744,781
Hams: (a) 20/down	865,792	(586,559
(b) 20/up	24,975	(611,800	30,852
Backs: (a) Export Rib	6,086	-	-
(b) Boneless Skinless	2,574	162,636	(160,939
(c) Heavy Rough Rib	-	-	-
(d) Loins	49,077	47,493	48,952
Bellies: (a) 16/down	38,058	(343,746
(b) 16/up	2,501	(351,370	-
Shoulders: (a) Export	7,556	(-
(b) Domestic	221,185	(275,078	287,202
Boston Butts	97,038	187,618	175,728
Picnics	4,369	177,002	166,442
Tenderloins	255	(x)	(x)
Spare Ribs	6,768	(x)	(x)
Fancy Meats	442,343	259,163	225,398
Carcasses and Cuts:			
(a) Sows, L. Clear. Mids.	218,469	((3,161,794
(b) Hogs. Wilts. & Cumbs.	9,153,479	(4,854,313	-
Unclassified	274,654	391,327	557,169
CURED AND IN CURE	3,050,254	1,987,621	2,385,182
Hams: (a) 20/down	484,918	435,686	557,393
(b) 20/up	97,252	76,917	54,055
Backs: (a) Domestic	38,900	40,140	45,799
(b) Export	116,741	166,707	165,041
Bellies: 16/down	389,144	270,254	375,526
Shoulders	11,340	(x)	(x)
Butts	104,063	80,362	104,877
Picnics	58,669	20,358	20,952
Sides: (a) Dry Salt Meats	192,221	((850,839
(b) Wilts. Cumbs. & F. Ends.	1,257,013	(638,085	-
Barrelled	196,033	222,483	163,391
Unclassified	103,960	36,629	47,309
Total	15,286,265	10,326,697	8,694,105
BEEF Fresh: (a) Bone in	1,205,005	645,123	1,222,800
(b) Boneless	29,070	31,751	17,103
Frozen: (a) Bone in	502,964	336,776	560,993
(b) Boneless	495,386	477,184	814,921
Cured and In Cure	27,170	104,053	87,937
Fancy Meats	899,750	177,003	363,483
Total	3,159,345	1,771,890	3,067,237
VEAL Fresh: (a) Bone in	158,509	(78,015
(b) Boneless	17,129	(146,290	2,674
Frozen: (a) Bone in	11,964	((
(b) Boneless	145,246	(12,854	11,316
Fancy Meats	13,545	9,682	7,631
Total	346,393	168,826	99,636
MUTTON AND LAMB (a) Fresh	13,748	37,775	63,831
(b) Frozen	99,441	179,849	379,676
Fancy Meats	9,260	10,223	23,742
Total	122,449	227,847	467,249
(x) Insufficient reports received but included in "Unclassified".			

COLD STORAGE STOCKS AT MAY 1, 1946-SASKATCHEWAN
With Comparative Holdings for last year and last month

7.

COMMODITY	May 1, 1945	MAY 1, 1946 <u>PRELIMINARY</u>	April 1, 1946 Revised
	lb.	lb.	lb.
<u>P O R K</u>			
<u>FRESH (Not Frozen)</u>	471,594	239,942	279,453
<u>FRESH (Frozen)</u>	2,948,861	3,305,435	2,792,583
Hams: (a) 20/down	164,251	512,985	307,781
(b) 20/up	63,856	74,540	47,372
Backs: (a) Export Rib	1,755	((
(b) Boneless Skinless	72,109	(208,256	(150,406
(c) Heavy Rough Rib	31,581	(-
(d) Loins	1,953	(x)	(x)
Bellies: (a) 16/down	278,435	((
(b) 16/up	16,106	(233,963	(198,999
Shoulders: (a) Export	1,730	((
(b) Domestic	22,905	(3,987	(4,999
Boston Butts	85,004	152,759	148,122
Picnics	118,657	179,975	162,328
Tenderloins	13,684	5,453	5,659
Spare Ribs	17,783	7,407	3,560
Fancy Meats	261,624	223,123	261,796
Carcasses and Cuts:			
(a) Sows, L.Clear. Mids.	970	-	(
(b) Hogs. Wilts. & Cumbs.	1,494,468	1,380,721	(1,202,757
Unclassified	301,990	322,266	278,804
<u>CURED AND IN CURE</u>	2,677,223	1,838,108	1,285,040
Hams: (a) 20/down	187,903	110,495	139,053
(b) 20/up	48,677	69,541	31,958
Backs: (a) Domestic	31,968	23,620	27,158
(b) Export	87,051	62,661	56,172
Bellies: 16/down	170,658	127,762	137,931
Shoulders	6,940	3,742	(x)
Butts	43,122	35,146	35,465
Picnics	45,031	26,419	19,428
Sides: (a) Dry Salt Meats	48,560	(3,288
(b) Wilts. Cumbs. & F.Ends.	1,659,842	(1,329,739	776,283
Barrelled	21,405	(x)	(x)
Unclassified	326,066	48,983	58,304
<u>Total</u>	6,097,678	5,383,485	4,357,076
<u>BEEF</u> Fresh: (a) Bone in	526,425	358,179	575,715
(b) Boneless	5,812	6,895	7,866
Frozen: (a) Bone in	30,461	41,668	56,628
(b) Boneless	450,951	360,233	924,451
Cured and In Cure	670	-	-
Fancy Meats	399,868	222,905	223,346
<u>Total</u>	1,414,187	989,880	1,788,006
<u>VEAL</u> Fresh: (a) Bone in	39,898	((
(b) Boneless	574	(12,469	(19,725
Frozen: (a) Bone in	3,273	(508
(b) Boneless	48,633	(15,180	31,273
Fancy Meats	8,984	3,138	4,092
<u>Total</u>	101,362	30,787	55,598
<u>MUTTON AND LAMB</u> (a) Fresh	4,718	6,383	35,120
(b) Frozen	6,351	44,349	63,047
Fancy Meats	4,743	7,116	9,164
<u>Total</u>	15,812	57,848	107,331

(x) Insufficient reports received but included in "Unclassified".

8. COLD STORAGE STOCKS AT MAY 1, 1946-ALBERTA
 With Comparative Holdings for last year and last month

COMMODITY	May 1, 1945	MAY 1, 1946 PRELIMINARY	April 1, 1946 Revised
	lb.	lb.	lb.
P O R K			
FRESH (Not Frozen)	996,397	1,232,864	632,520
FRESH (Frozen)	8,429,394	10,578,093	9,724,289
Hams: (a) 20/down	678,288	1,027,239	1,129,278
(b) 20/up	60,161	62,484	76,721
Backs: (a) Export Rib	-	(193,971	(217,504
(b) Boneless Skinless	117,288	-	-
(c) Heavy Rough Rib	7,943	-	-
(d) Loins	6,840	(x)	(x)
Bellies: (a) 16/down	213,426	516,558	605,113
(b) 16/up	95,745	-	-
Shoulders: (a) Export	-	-	(79,415
(b) Domestic	180,666	(x)	-
Boston Butts	226,869	308,405	336,503
Picnics	120,990	412,987	432,715
Tenderloins	15,744	15,700	8,290
Spare Ribs	16,456	17,292	11,506
Fancy Meats	565,372	620,471	614,309
Carcasses and Cuts:			
(a) Sows, L.Clear. Mids.	20,320	(7,093,397	-
(b) Hogs. Wilts. & Cumbs.	5,834,260	309,589	5,978,031
Unclassified	269,026	3,756,346	234,904
CURED AND IN CURE	5,919,245	3,756,346	3,342,423
Hams: (a) 20/down	823,302	480,003	486,805
(b) 20/up	68,899	13,539	52,895
Backs: (a) Domestic	177,621	79,900	84,588
(b) Export	197,084	248,848	184,971
Bellies: 16/down	820,717	370,090	393,207
Shoulders	70,643	(x)	(x)
Butts	96,737	98,355	163,753
Picnics	126,026	70,887	95,104
Sides: (a) Dry Salt Meats	70,396	(2,145,598	(1,684,129
(b) Wilts. Cumbs. & F.Ends.	3,210,556	68,647	51,605
Barrelled	44,893	180,479	145,366
Unclassified	212,371	15,567,303	-
Reported		960,000	
Estimated			
Total	16,345,036	16,527,303	13,699,232
BEEF Fresh: (a) Bone in	1,234,305	451,401	1,031,594
(b) Boneless	3,072	13,287	8,880
Frozen: (a) Bone in	700,716	460,998	1,568,132
(b) Boneless	821,442	1,173,797	1,259,418
Cured and In Cure	5,160	5,548	(1)
Fancy Meats	538,353	229,979	369,896
Reported		2,335,010	
Estimated		360,000	
Total	3,303,048	2,695,010	4,237,920
VEAL Fresh: (a) Bone in	73,480	(66,524	88,196
(b) Boneless	240	-	-
Frozen: (a) Bone in	3,782	(3,620	7,042
(b) Boneless	31,915	-	-
Fancy Meats	16,015	5,086	5,268
Total	125,432	75,230	100,506
MUTTON AND LAMB (a) Fresh	7,562	24,453	44,091
(b) Frozen	23,081	32,156	73,762
Fancy Meats	4,603	8,987	10,055
Total	35,246	65,596	127,908

(x) Insufficient reports received but included in "Unclassified".

(1) Insufficient reports received not included in "Unclassified".

COLD STORAGE STOCKS AT MAY 1, 1946 - BRITISH COLUMBIA
With Comparative Holdings for last year & last month

9.

COMMODITY	May 1, 1945	MAY 1, 1946 <u>PRELIMINARY</u>	April 1, 1946 Revised
	lb.	lb.	lb.
P O R K			
<u>FRESH</u> (Not Frozen)	481,518	269,290	134,036
<u>FRESH</u> (Frozen)	853,323	115,418	145,722
Hams: (a) 20/down	299,079	4,935	37,687
(b) 20/up	9,140	-	-
Backs: (a) Export Rib	12,390	-	-
(b) Boneless Skinless	11,997	-	-
(c) Heavy Rough Rib	10,640	-	-
(d) Loins	9,809	(x)	(x)
Bellies: (a) 16/down	104,785	(x)	(x)
(b) 16/up	-	-	-
Shoulders: (a) Export	-	((
(b) Domestic	17,613	1,802	3,689
Boston Butts	112,278	(x)	(x)
Picnics	16,405	-	-
Tenderloins	9,715	(x)	460
Spare Ribs	12,969	1,275	390
Fancy Meats	28,764	10,440	9,500
Carcasses and Cuts:			
(a) Sows, L.Clear. Mids.	200	((
(b) Hogs. Wilts. & Cumbs.	61,309	10,972	14,218
Unclassified	136,230	85,994	79,778
<u>CURED AND IN CURE</u>	1,063,456	688,044	554,754
Hams: (a) 20/down	386,984	(187,331
(b) 20/up	747	228,873	1,690
Backs: (a) Domestic	105,373	91,884	76,011
(b) Export	-	-	-
Bellies: 16/down	270,883	185,869	162,046
Shoulders	1,122	-	(x)
Butts	151,009	70,943	69,424
Picnics	71,258	57,430	32,797
Sides: (a) Dry Salt Meats	31,527	((
(b) Wilts. Cumbs. & F.Ends.	11,598	16,377	5,466
Barrelled	3,000	(x)	(x)
Unclassified	29,955	36,668	19,989
Reported		1,072,752	
Estimated		50,000	
Total	2,398,297	1,122,752	834,512
<u>BEEF</u> Fresh: (a) Bone in	765,435	335,334	557,460
(b) Boneless	5,605	24,611	7,173
Frozen: (a) Bone in	946,123	557,520	839,594
(b) Boneless	281,762	77,341	236,976
Cured and In Cure	19,524	8,286	12,182
Fancy Meats	178,899	46,830	41,901
Total	2,197,348	1,049,922	1,695,286
<u>VEAL</u> Fresh: (a) Bone in	20,562	36,206	(
(b) Boneless	-	-	42,912
Frozen: (a) Bone in	57,904	204,857	241,822
(b) Boneless	40,883	26,055	50,047
Fancy Meats	12,923	1,568	1,488
Total	132,272	268,686	336,269
<u>MUTTON AND LAMB</u> (a) Fresh	13,196	21,955	37,255
(b) Frozen	173,580	107,172	214,961
Fancy Meats	11,699	3,745	5,490
Total	198,475	132,872	257,706

(x) Insufficient reports received but included in "Unclassified".

LARD, EDIBLE TALLOW, CITIES' AND IMPORTED MEATLARD - STORAGE STOCKS AT MAY 1, 1946

With Comparative Holdings for last year and last month

	May 1, 1945	MAY 1, 1946 <u>PRELIMINARY</u>	April 1, 1946 Revised
	lb.	lb.	lb.
CANADA	2,834,475	1,379,857 ✓	1,407,288
Maritimes	126,343	15,482	28,998
Quebec	317,883	215,485	287,986
Ontario	1,187,500	593,842	791,821
Manitoba	128,797	75,530	51,201
Saskatchewan	418,892	102,562	116,214
Alberta	435,542	200,043	98,597
British Columbia	219,518	76,913	32,471

EDIBLE TALLOW STORAGE STOCKS AT MAY 1, 1946

	May 1, 1945	MAY 1, 1946 <u>PRELIMINARY</u>	April 1, 1946 Revised
	lb.	lb.	lb.
CANADA	3,870,360	933,735 ✓✓	1,170,274
Maritimes	1,198	2,000	4,547
Quebec	731,291	267,348	241,119
Ontario	2,348,994	268,837	241,227
Manitoba	251,167	104,459	287,656
Saskatchewan	190,359	66,675	146,965
Alberta	166,333	143,409	141,585
British Columbia	181,018	36,007	107,175


MEAT - COLD STORAGE STOCKS REPORTED IN THE CITIES OF
MONTREAL, TORONTO, WINNIPEG AND VANCOUVER* MAY 1/46 ~~✓✓~~

	Montreal	Toronto	Winnipeg	Vancouver
<u>PORK</u>				
Fresh	472,285	896,576	888,227	266,835
Frozen	2,922,035	6,319,004	7,150,330	98,786
Cured and In Cure	1,348,533	2,345,247	1,854,656	681,516
TOTAL	4,742,853	9,560,827	9,893,213	1,047,137
<u>LARD</u>	170,300	455,541	74,960	74,641
<u>BEEF</u>				
Fresh	618,770	226,463	644,679	342,804
Frozen	4,528,291	1,058,687	974,512	659,282
Cured and In Cure	304,405	123,323	103,553	8,286
TOTAL	5,451,466	1,408,473	1,722,744	1,010,372
<u>VEAL</u>				
Fresh	450,868	61,212	145,675	32,773
Frozen	1,286,669	172,401	22,411	231,617
TOTAL	1,737,537	233,613	168,086	264,390
<u>MUTTON AND LAMB</u>				
Fresh	5,612	22,398	37,345	20,938
Frozen	890,960	324,452	190,072	92,180
TOTAL	896,572	346,850	227,417	113,118

IMPORTED STOCKS OF MEAT AND LARD IN CANADA

	<u>PORK</u>			<u>Lard</u>
	<u>Frozen</u>	<u>Cured</u>	<u>Total</u>	
May 1, 1946 (preliminary)	-	16,610	16,610	-
April 1, 1946 (revised)	13,826	-	13,826	5,772

N.B. These imported stocks are in addition to stocks shown on page 2. Including New Westminster. ~~✓✓~~ These figures do not include estimates for firms who did not report on time. ~~✓~~ Including an estimate of 100,000 lb. for firms who did not report on time ~~✓✓~~ Including an estimate of 45,000 lb.



1

STATISTICS CANADA LIBRARY
BIBLIOTHEQUE STATISTIQUE CANADA



1010667718