


32-012



CANADA
DEPARTMENT OF TRADE AND COMMERCE
DOMINION BUREAU OF STATISTICS
AGRICULTURAL BRANCH

Vol. 29

No. 7

COLD STORAGE HOLDINGS

of

MEAT AND LARD

JULY 1, 1946


-----+ + +-----
Published by Authority of the Hon. James A. MacKinnon, M.P.,
Minister of Trade and Commerce.

* * *

OTTAWA

1946

Price \$1 a year



52-012
11A

CANADA

DEPARTMENT OF TRADE AND COMMERCE

INDUSTRIAL RESEARCH BOARD

COMMISSION OF INVESTIGATION

MEAT AND LARD

JULY 1, 1940

Report of the Commission of Investigation into the Meat and Lard Industry in Canada

Published by Authority of the Minister of Trade and Commerce

Minister of Trade and Commerce

OTTAWA

1940

Price 25 cents

DEPARTMENT OF TRADE AND COMMERCE
DOMINION BUREAU OF STATISTICS - AGRICULTURAL BRANCH

Issued July 12, 1946 at 3 P.M., E.D.T.

Dominion Statistician:
Director, Agricultural Division:
In Charge, Cold Storage Statistics:

Herbert Marshall, B.A., F.S.S.
J. B. Rutherford, M.Sc.
J. K. Finlayson, M.C., B.S.A.

COLD STORAGE HOLDINGS OF MEAT AND LARD JULY 1, 1946

Held by Packers, Abattoirs, Wholesale Butchers and Cold Storage Warehouses

ALL MEAT

The Canadian meat stocks totalled 73,032,495 lb. Of this there were 69,517,495 lb. of reported stocks and 3,515,000 lb. of estimates for late firms. Last year the total was 57,899,633 lb. and last month 73,314,123 lb. The Canadian meat stocks showed an "Out-of-Storage" movement of 282 thousand lb. while a year ago there was a similar movement of 21.6 million lb.

PORK

The total reported stocks of Canadian pork were 50,635,385 lb. being 3,350,452 lb. Fresh; 33,247,609 lb. Frozen and 14,037,324 lb. Cured. With an addition of 2,615,000 lb. as an estimate for firms whose schedules were received late or not at all, the Grand Total was brought to 53,250,385 lb. which was a decrease of 3.5 million lb. from last month. Last year there was a similar movement of 19.1 million lb.

BEEF

The reported holdings of Canadian beef were 14,715,307 lb. being classified as follows: 6,826,692 lb. Fresh; 6,160,778 lb. Frozen; 480,970 lb. Cured and 1,246,867 lb. Fancy Meats. Including an estimate of 785,000 lb., the Grand Total was 15,500,307 lb. These stocks were 2.2 million lb. more than last year. The "Intc-Storage" movement was 3.5 million lb. Last year's figures showed an opposite movement of 2.7 million lb.

VEAL

The reported holdings were 3,387,870 lb., being Fresh 670,644 lb. Frozen 2,605,094 lb.; and Fancy Meats 112,132 lb. These stocks were 2 thousand lb. more than last month and 1.7 million lb. less than last year's holdings.

MUTTON AND LAMB

The reported holdings were 778,933 lb., consisting of Fresh 186,817 lb., Frozen 557,076 lb. and Fancy Meats 35,040 lb. These figures show a decrease of 241 thousand lb. from last month. Last year there was a similar movement of 86 thousand lb.

EDIBLE TALLOW

Stocks on July 1, were 1,197,911 lb. which was an increase of 315 thousand lb. over last month and a decrease of 1.5 million lb. from last year.

LARD

The total stocks were 985,577 lb. These stocks were 296 thousand lb. less than last month and 855 thousand lb. less than last year.

COLD STORAGE STOCKS AT JULY 1, 1946-CANADA
With Comparative Holdings for last year and last month

COMMODITY	July 1, 1945	JULY 1, 1946 <u>PRELIMINARY</u>	June 1, 1946 Revised
	lb.	lb.	lb.
<u>P O R K</u>			
<u>FRESH</u> (Not Frozen)	4,466,190	3,350,452	4,590,608
<u>FRESH</u> (Frozen)	14,428,288	33,247,609	36,294,193
Hams: (a) 20/down	2,794,017	2,271,585	3,233,130
(b) 20/up	303,848	209,604	263,695
Backs: (a) Export Rib	52,209	84,806	122,607
(b) Boneless Skinless	335,296	719,175	922,984
(c) Heavy Rough Rib	76,598	20,888	20,469
(d) Loins	155,415	120,198	128,623
Bellies: (a) 16/down	827,607	1,297,246	2,015,840
(b) 16/up	118,638	12,701	25,462
Shoulders: (a) Export	148,852	30,437	78,245
(b) Domestic	278,520	251,422	305,590
Boston Butts	745,250	720,076	1,022,068
Picnics	586,662	940,848	1,233,527
Tenderloins	42,488	22,576	40,776
Spare Ribs	122,372	27,253	46,389
Fancy Meats	1,495,766	904,825	1,085,865
Carcasses and Cuts:			
(a) Sows, L.Clear. Mids.	202,126	51,723	477,998
(b) Hogs. Wilts. & Cumbs.	4,061,484	23,571,560	23,019,731
Unclassified	2,081,140	1,990,686	2,251,194
<u>CURED AND IN CURE</u>	19,659,585	14,037,324	15,865,184
Hams: (a) 20/down	4,156,986	2,013,775	2,397,102
(b) 20/up	465,912	376,367	354,303
Backs: (a) Domestic	685,347	564,308	566,104
(b) Export	429,913	206,086	444,481
Bellies: 16/down	2,587,343	1,675,479	2,013,922
Shoulders	108,714	70,292	81,544
Butts	919,958	758,573	780,227
Picnics	857,319	415,428	543,500
Sides: (a) Dry Salt Meats	433,259	124,915	220,688
(b) Wilts. Cumbs. & F.Ends.	6,920,340	6,236,346	6,791,986
Barrelled	764,992	595,957	712,861
Unclassified	1,329,502	999,798	958,466
Reported		50,635,385	
Estimated		2,615,000	
Total	38,554,063	53,250,385	56,749,985
<u>BEEF</u> Fresh: (a) Bone in	5,190,608	6,441,291	4,303,832
(b) Boneless	305,365	385,401	172,780
Frozen: (a) Bone in	1,741,413	4,538,626	3,902,280
(b) Boneless	3,579,761	1,622,152	2,164,838
Cured and In Cure	516,497	480,970	380,725
Fancy Meats	1,983,067	1,246,867	1,119,410
Reported		14,715,307	
Estimated		785,000	
Total	13,316,711	15,500,307	12,043,865
<u>VEAL</u> Fresh: (a) Bone in	1,102,902	649,703	763,443
(b) Boneless	65,165	20,941	15,600
Frozen: (a) Bone in	2,911,266	2,150,676	2,041,659
(b) Boneless	960,134	454,418	531,846
Fancy Meats	154,398	112,132	127,917
Reported		3,387,870	
Estimated		95,000	
Total	5,193,865	3,482,870	3,480,565
<u>MUTTON AND LAMB</u> (a) Fresh	231,363	186,817	74,973
(b) Frozen	480,611	557,076	938,095
Fancy Meats	123,020	35,040	26,640
Reported		778,933	
Estimated		20,000	
Total	834,994	798,933	1,039,708

COLD STORAGE STOCKS AT JULY 1, 1946 - MARITIMES
 With Comparative Holdings for last year and last month

3.

COMMODITY	July 1, 1945	JULY 1, 1946 PRELIMINARY	June 1, 1946 Revised
	lb.	lb.	lb.
P O R K			
FRESH (Not Frozen)	23,513	5,908	39,984
FRESH (Frozen)	692,202	436,742	550,911
Hams: (a) 20/down	279,542	(156,985	(204,505
(b) 20/up	26,131		
Backs: (a) Export Rib	10,991	-	-
(b) Boneless Skinless	-	(x)	(x)
(c) Heavy Rough Rib	-	-	-
(d) Loins	37,059	23,607	37,743
Bellies: (a) 16/down	104,023	(x)	(x)
(b) 16/up	-	-	-
Shoulders: (a) Export	400	-	-
(b) Domestic	12,409	13,058	(x)
Boston Butts	68,321	(x)	(x)
Picnics	59,176	(x)	(x)
Tenderloins	802	(x)	(x)
Spare Ribs	5,842	-	(x)
Fancy Meats	28,165	14,976	11,250
Carcasses and Cuts:			
(a) Sows, L. Clear. Mids.	-	(32,276	(22,072
(b) Hogs. Wilts. & Cumbs.	2,752		
Unclassified	46,590	195,840	275,341
CURED AND IN CURE	485,078	241,413	486,758
Hams: (a) 20/down	149,894	(68,376	84,464
(b) 20/up	9,947		23,726
Backs: (a) Domestic	764	4,295	(15,434
(b) Export	-	-	
Bellies: 16/down	160,598	54,164	107,819
Shoulders	551	-	7,404
Butts	14,813	(x)	19,964
Picnics	20,543	9,537	18,450
Sides: (a) Dry Salt Meats	-	-	(46,895
(b) Wilts. Cumbs. & F.Ends.	65,184	(x)	
Barrelled	33,187	26,295	73,591
Unclassified	29,597	78,746	89,011
Reported		684,063	
Estimated		80,000	
Total	1,200,793	764,063	1,077,653
BEEF Fresh: (a) Bone in	40,370	(35,098	35,739
(b) Boneless	11,894		14,366
Frozen: (a) Bone in	270,812	73,690	108,773
(b) Boneless	28,283	11,929	53,583
Cured and In Cure	2,817	(1)	(1)
Fancy Meats	204,975	33,980	45,954
Reported		154,697	
Estimated		175,000	
Total	559,151	329,697	258,415
VEAL Fresh: (a) Bone in	9,137	(7,678	(16,988
(b) Boneless	750		
Frozen: (a) Bone in	65,765	21,540	17,986
(b) Boneless	1,332	-	-
Fancy Meats	2,656	2,967	1,510
Reported		32,185	
Estimated		20,000	
Total	79,640	52,185	36,484
MUTTON AND LAMB (a) Fresh	1,789	1,150	158
(b) Frozen	59,756	23,097	66,216
Fancy Meats	6,452	1,213	2,228
Reported		25,460	
Estimated		20,000	
Total	67,997	45,460	68,602

(x) Insufficient reports received but included in "Unclassified".

(1) Insufficient reports received not included in "Total".

COLD STORAGE STOCKS AT JULY 1, 1946-QUEBEC

With Comparative Holdings for last year & last month

COMMODITY	July 1, 1945 lb.	JULY 1, 1946 PRELIMINARY lb.	June 1, 1946 Revised lb.
P O R K			
FRESH (Not Frozen)	781,586	704,945	491,671
FRESH (Frozen)	1,955,735	3,090,282	3,836,217
Hams: (a) 20/down	468,203	125,280	231,199
(b) 20/up	-	24,693	34,205
Backs: (a) Export Rib	4,551	((
(b) Boneless Skinless	15,878	(31,161	(29,397
(c) Heavy Rough Rib	212	(-
(d) Loins	51,506	13,378	13,764
Bellies: (a) 16/down	120,450	(150,842	(334,346
(b) 16/up	-	((
Shoulders: (a) Export	3,836	(32,014	(27,295
(b) Domestic	29,024	((
Boston Butts	149,125	43,782	104,340
Picnics	115,130	54,172	128,514
Tenderloins	791	(x)	794
Spare Ribs	20,258	6,701	8,215
Fancy Meats	41,298	71,734	101,639
Carcasses and Cuts:			
(a) Sows, L.Clear. Mids.	482	-	(
(b) Hogs. Wilts. & Cumbs.	605,238	1,851,067	(1,994,509
Unclassified	329,753	685,458	828,000
CURED AND IN CURE	2,221,499	1,690,508	1,745,092
Hams: (a) 20/down	490,880	387,429	403,399
(b) 20/up	95,561	100,107	98,015
Backs: (a) Domestic	67,400	(64,076	52,874
(b) Export	1,510	(-
Bellies: 16/down	248,168	310,692	243,600
Shoulders	9,600	35,579	19,049
Butts	138,078	242,020	160,737
Picnics	182,205	74,053	132,847
Sides: (a) Dry Salt Meats	88,580	16,040	(
(b) Wilts. Cumbs. & F.Ends.	413,614	262,444	(241,626
Barrelled	244,997	100,042	222,673
Unclassified	240,906	98,026	170,272
Reported		5,485,735	
Estimated		290,000	
Total	4,958,820	5,775,735	6,072,980
BEEF Fresh: (a) Bone in	986,068	1,325,037	632,066
(b) Boneless	30,100	36,963	29,101
Frozen: (a) Bone in	511,134	2,995,435	2,572,878
(b) Boneless	1,135,626	672,961	979,825
Cured and In Cure	166,369	168,930	189,141
Fancy Meats	565,310	486,860	461,139
Reported		5,686,186	
Estimated		130,000	
Total	3,394,607	5,816,186	4,864,150
VEAL Fresh: (a) Bone in	350,169	234,099	312,344
(b) Boneless	10,208	7,674	12,743
Frozen: (a) Bone in	2,801,396	1,920,773	1,792,398
(b) Boneless	661,432	382,126	401,717
Fancy Meats	75,592	61,826	70,437
Reported		2,606,498	
Estimated		50,000	
Total	3,898,797	2,656,498	2,589,639
MUTTON AND LAMB (a) Fresh	60,444	22,015	27,086
(b) Frozen	185,797	309,242	556,645
Fancy Meats	7,254	10,411	7,428
Total	253,495	341,668	591,159

(x) Insufficient reports received but included in "Unclassified".

COLD STORAGE STOCKS AT JULY 1, 1946 - ONTARIO
With Comparative Holdings for last year and last month

5.

COMMODITY	July 1, 1945	JULY 1, 1946 PRELIMINARY	June 1, 1946 Revised
	lb.	lb.	lb.
P O R K			
<u>FRESH (Not Frozen)</u>	1,508,067	1,616,272	2,095,478
<u>FRESH (Frozen)</u>	4,501,544	10,822,120	9,656,775
Hams: (a) 20/down	1,012,199	795,351	1,004,774
(b) 20/up	62,682	27,441	11,221
Backs: (a) Export Rib	8,222	(-
(b) Boneless Skinless	96,936	(389,251	445,844
(c) Heavy Rough Rib	10,441	(-
(d) Loins	38,240	20,082	18,831
Bellies: (a) 16/down	312,344	512,777	616,897
(b) 16/up	3,961	-	-
Shoulders: (a) Export	1,125	((
(b) Domestic	165,390	17,048	12,684
Boston Butts	184,717	234,136	293,474
Picnics	140,742	243,232	304,176
Tenderloins	13,501	14,262	14,899
Spare Ribs	14,577	7,248	11,199
Fancy Meats	144,253	108,082	199,289
Carcasses and Cuts:			
(a) Sows, L.Clear. Mids.	165,320	15,915	8,598
(b) Hogs. Wilts. & Cumbs.	1,347,500	8,110,803	6,353,388
Unclassified	779,494	326,492	361,501
<u>CURED AND IN CURE</u>	6,044,191	5,762,728	5,658,649
Hams: (a) 20/down	1,444,581	734,656	683,562
(b) 20/up	54,297	65,719	56,289
Backs: (a) Domestic	260,312	201,750	203,130
(b) Export	29,526	92,896	123,455
Bellies: 16/down	1,025,248	627,388	645,000
Shoulders	34,040	25,763	3,215
Butts	266,234	241,609	227,063
Picnics	247,042	175,806	190,388
Sides: (a) Dry Salt Meats	93,085	19,192	30,096
(b) Wilts. Cumbs. & F.Ends.	1,970,357	2,833,269	2,901,632
Barrelled	202,670	136,610	103,469
Unclassified	416,799	608,070	491,350
Reported		18,201,120	
Estimated		135,000	
<u>Total</u>	12,053,802	13,336,120	17,410,902
BEEF Fresh: (a) Bone	1,577,021	1,938,431	696,809
(b) Boneless	197,192	206,899	61,391
Frozen: (a) Bone in	214,636	699,770	463,737
(b) Boneless	1,577,058	384,075	480,789
Cured and In Cure	278,805	226,606	117,432
Fancy Meats	430,891	203,272	156,071
<u>Total</u>	4,275,603	3,659,053	1,976,229
VEAL Fresh: (a) Bone in	198,763	111,643	75,447
(b) Boneless	37,104	11,102	2,441
Frozen: (a) Bone in	16,972	71,719	54,777
(b) Boneless	185,224	50,583	120,302
Fancy Meats	28,326	21,695	16,149
<u>Total</u>	466,389	266,742	269,116
MUTTON AND LAMB (a) Fresh	87,198	63,795	19,973
(b) Frozen	157,959	94,063	148,419
Fancy Meats	91,756	6,674	2,125
<u>Total</u>	336,913	164,532	170,517

COLD STORAGE STOCKS AT JULY 1, 1946 - MANITOBA

With Comparative Holdings for last year and last month

COMMODITY	July 1, 1945	JULY 1, 1946 PRELIMINARY	June 1, 1946 Revised
	lb.	lb.	lb.
P O R K			
FRESH (Not Frozen)	680,724	490,265	753,856
FRESH (Frozen)	1,646,492	5,599,174	7,537,667
Hams: (a) 20/down	160,817	(264,087	(491,186
(b) 20/up	8,712	-	-
Backs: (a) Export Rib	-	-	-
(b) Boneless Skinless	5,514	121,445	186,926
(c) Heavy Rough Rib	-	-	-
(d) Loins	2,580	46,462	43,362
Bellies: (a) 16/down	12,692	(103,112	(254,715
(b) 16/up	-	-	-
Shoulders: (a) Export	-	-	-
(b) Domestic	309	203,015	275,378
Boston Butts	36,022	94,411	135,171
Picnics	19,070	157,364	173,047
Tenderloins	690	725	(x)
Spare Ribs	8,441	(x)	4,410
Fancy Meats	346,343	121,353	143,667
Carcasses and Cuts:			
(a) Sows, L.Clear. Mids.	4,662	(4,291,636	(5,533,583
(b) Hogs, Wilts. & Cumbs.	592,854	-	-
Unclassified	447,786	195,564	296,222
CURED AND IN CURE	3,156,440	1,671,944	1,948,451
Hams: (a) 20/down	670,028	265,209	477,775
(b) 20/up	221,017	53,693	42,516
Backs: (a) Domestic	76,350	88,062	52,232
(b) Export	140,836	25,566	119,164
Bellies: 16/down	308,637	220,388	335,936
Shoulders	9,800	-	-
Butts	165,308	45,703	110,027
Picnics	125,256	25,455	14,743
Sides: (a) Dry Salt Meats	164,592	51,851	42,559
(b) Wilts. Cumbs. & F.Ends.	975,799	703,512	521,931
Barrelled	183,982	177,457	201,469
Unclassified	114,835	15,048	30,099
Reported		7,761,383	
Estimated		990,000	
Total	5,483,656	8,751,383	10,239,974
BEEF Fresh: (a) Bone in	963,687	1,352,186	1,065,381
(b) Boneless	36,657	119,188	51,949
Frozen: (a) Bone in	101,116	50,517	98,609
(b) Boneless	136,138	173,064	444,042
Cured and In Cure	52,993	57,687	51,606
Fancy Meats	252,325	264,018	142,919
Reported		2,016,660	
Estimated		120,000	
Total	1,542,916	2,136,660	1,854,506
VEAL Fresh: (a) Bone in	251,240	(194,467	210,731
(b) Boneless	11,015	-	-
Frozen: (a) Bone in	2,998	-	(3,751
(b) Boneless	28,677	14,224	-
Fancy Meats	24,754	11,704	8,840
Reported		220,395	
Estimated		25,000	
Total	318,684	245,395	223,322
MUTTON AND LAMB (a) Fresh	38,730	46,022	11,020
(b) Frozen	10,618	65,062	81,566
Fancy Meats	4,403	7,506	2,773
Total	53,751	118,590	95,359

(x) Insufficient reports received but included in "Unclassified".

COLD STORAGE STOCKS AT JULY 1, 1946-SASKATCHEWAN

7.

With Comparative Holdings for last year and last month

COMMODITY	July 1, 1945	JULY 1, 1946 PRELIMINARY	June 1, 1946 Revised
	lb.	lb.	lb.
P O R K			
<u>FRESH</u> (Not Frozen)	442,896	184,403	308,721
<u>FRESH</u> (Frozen)	1,355,769	2,863,692	3,099,950
Hams: (a) 20/down	167,289	178,277	272,902
(b) 20/up	113,935	55,083	62,977
Backs: (a) Export Rib	1,825	-	-
(b) Boneless Skinless	111,796	(123,070	(178,873
(c) Heavy Rough Rib	51,404	((x)	((x)
(d) Loins	1,846	(113,295	(191,214
Bellies: (a) 16/down	77,074	((x)	((x)
(b) 16/up	55,787	((x)	((x)
Shoulders: (a) Export	565	((x)	((x)
(b) Domestic	1,443	((x)	((x)
Boston Butts	81,947	87,395	139,245
Picnics	134,096	113,270	163,945
Tenderloins	9,091	432	3,840
Spare Ribs	28,913	2,698	1,902
Fancy Meats	314,563	222,155	178,724
Carcasses and Cuts:			
(a) Sows, L.Clear. Mids.	-	-	(1,607,137
(b) Hogs. Wilts. & Cumbs.	-	1,777,193	(1,607,137
Unclassified	204,195	190,824	299,191
<u>CURED AND IN CURE</u>	1,447,829	1,137,243	1,149,523
Hams: (a) 20/down	207,758	107,247	134,902
(b) 20/up	32,950	103,541	76,536
Backs: (a) Domestic	39,978	33,288	33,949
(b) Export	43,159	29,560	40,114
Bellies: 16/down	171,227	82,152	100,530
Shoulders	365	(x)	4,794
Butts	43,432	34,792	43,822
Picnics	66,278	15,002	32,104
Sides: (a) Dry Salt Meats	14,760	32,890	14,734
(b) Wilts. Cumbs. & F.Ends.	599,562	647,601	644,451
Barrelled	33,400	(x)	(x)
Unclassified	194,960	51,070	23,587
Reported		4,185,338	
Estimated		30,000	
Total	3,246,494	4,215,338	4,558,194
<u>BEEF</u> Fresh: (a) Bone in	291,199	(439,814	390,455
(b) Boneless	25,291	(253,218	9,314
Frozen: (a) Bone in	10,499	(253,218	26,388
(b) Boneless	81,517	(253,218	91,325
Cured and In Cure	1,852	-	-
Fancy Meats	200,177	126,842	154,792
Reported		819,874	
Estimated		30,000	
Total	610,535	849,874	672,274
<u>VEAL</u> Fresh: (a) Bone in	67,185	32,188	(37,818
(b) Boneless	1,234	-	(3,650
Frozen: (a) Bone in	12,161	-	(3,650
(b) Boneless	35,738	4,642	(3,650
Fancy Meats	7,663	4,043	3,593
Total	123,981	40,873	45,061
<u>MUTTON AND LAMB</u> (a) Fresh	10,001	10,798	5,488
(b) Frozen	2,923	20,055	7,583
Fancy Meats	4,459	(1)	6,329
Total	17,383	30,853	19,400

(x) Insufficient reports received but included in "Unclassified".

(1) Insufficient reports received in "Unclassified" not included in "Total".

With Comparative Holdings for last year and last month

COMMODITY	July 1, 1945	JULY 1, 1946 PRELIMINARY	June 1, 1946 Revised
	lb.	lb.	lb.
P O R K			
FRESH (Not Frozen)	730,896	257,370	691,727
FRESH (Frozen)	3,774,295	10,250,233	11,474,574
Hams: (a) 20/down	548,996	780,420	1,061,886
(b) 20/up	91,605	54,550	117,289
Backs: (a) Export Rib	26,621	79,671	(
(b) Boneless Skinless	100,827	71,161	(213,028
(c) Heavy Rough Rib	9,047	-	-
(d) Loins	17,634	13,438	13,088
Bellies: (a) 16/down	94,180	347,794	536,280
(b) 16/up	58,890	-	-
Shoulders: (a) Export	142,926	-	(
(b) Domestic	51,090	14,655	(58,041
Boston Butts	174,394	227,187	306,628
Picnics	113,361	335,659	418,287
Tenderloins	12,918	6,320	14,335
Spare Ribs	40,243	8,668	12,143
Fancy Meats	591,683	325,991	442,818
Carcasses and Cuts:			
(a) Sows, L.Clear. Mids.	30,862	-	(
(b) Hogs. Wilts. & Cumbs.	1,455,412	7,535,854	(7,971,095
Unclassified	213,606	448,865	309,656
CURED AND IN CURE	5,391,987	3,069,152	4,188,387
Hams: (a) 20/down	836,142	304,258	391,107
(b) 20/up	50,986	35,941	49,871
Backs: (a) Domestic	175,304	111,735	117,219
(b) Export	211,412	55,244	148,346
Bellies: 16/down	456,417	255,766	390,007
Shoulders	53,956	(x)	(x)
Butts	164,324	127,342	146,518
Picnics	147,874	79,799	100,705
Sides: (a) Dry Salt Meats	32,884	((
(b) Wilts. Cumbs. & F.Ends.	2,895,824	1,777,417	2,557,466
Barrelled	66,756	143,394	106,259
Unclassified	300,108	178,256	180,889
Reported		13,576,755	
Estimated		1,000,000	
Total	9,897,178	14,576,755	16,354,688
BEEF Fresh: (a) Bone in	869,368	850,552	702,428
(b) Boneless	1,492	4,896	5,436
Frozen: (a) Bone in	252,051	327,244	339,402
(b) Boneless	435,956	91,899	54,532
Cured and In Cure	4,775	13,709	5,427
Fancy Meats	234,486	101,424	116,594
Reported		1,389,724	
Estimated		230,000	
Total	1,798,128	1,619,724	1,223,819
VEAL Fresh: (a) Bone in	155,044	(70,621
(b) Boneless	4,854	(53,931	-
Frozen: (a) Bone in	-	((
(b) Boneless	34,758	(8,418	15,454
Fancy Meats	11,442	7,765	25,265
Total	206,098	70,114	111,340
MUTTON AND LAMB (a) Fresh	18,757	36,020	8,048
(b) Frozen	2,948	13,430	18,671
Fancy Meats	5,856	5,417	4,183
Total	27,561	54,867	30,902

(x) Insufficient reports received but included in "Unclassified".

COLD STORAGE STOCKS AT JULY 1, 1946-BRITISH COLUMBIA
With Comparative Holdings for last year & last month

9.

COMMODITY	July 1, 1945	JULY 1, 1946 PRELIMINARY	June 1, 1946 Revised
	lb.	lb.	lb.
<u>P O R K</u>			
<u>FRESH</u> (Not Frozen)	298,508	91,289	209,171
<u>FRESH</u> (Frozen)	502,251	185,366	138,099
Hams: (a) 20/down	157,071	(19,022	4,681
(b) 20/up	783	(-
Backs: (a) Export Rib	-	-	-
(b) Boneless Skinless	4,345	-	-
(c) Heavy Rough Rib	5,494	-	-
(d) Loins	6,550	(x)	(x)
Bellies: (a) 16/down	106,844	(x)	(x)
(b) 16/up	-	-	-
Shoulders: (a) Export	-	(-
(b) Domestic	18,855	(732	(x)
Boston Butts	50,724	(x)	(x)
Picnics	5,087	-	-
Tenderloins	4,695	(x)	(x)
Spare Ribs	4,098	(x)	585
Fancy Meats	29,461	40,534	8,478
Carcasses and Cuts:			
(a) Sows, L.Clear. Mids.	800	-	-
(b) Hogs. Wilts. & Cumbs.	47,728	8,539	7,347
Unclassified	59,716	116,539	117,008
<u>CURED AND IN CURE</u>	912,561	464,336	688,324
Hams: (a) 20/down	357,703	((
(b) 20/up	1,154	(163,866	229,243
Backs: (a) Domestic	65,239	63,922	104,668
(b) Export	3,470	-	-
Bellies: 16/down	217,048	124,929	191,030
Shoulders	402	-	(x)
Butts	127,769	51,322	72,096
Picnics	68,121	35,776	54,263
Sides: (a) Dry Salt Meats	39,358	((
(b) Wilts. Cumbs. & F.Ends.	-	(6,150	11,284
Barrelled	-	(x)	-
Unclassified	32,297	18,371	25,740
Reported		740,991	
Estimated		90,000	
<u>Total</u>	1,713,320	830,991	1,035,594
<u>BEEF</u> Fresh: (a) Bone in	462,895	514,258	780,954
(b) Boneless	2,739	3,370	1,223
Frozen: (a) Bone in	381,165	370,683	292,493
(b) Boneless	185,183	56,293	60,742
Cured and In Cure	8,886	12,878	3,080
Fancy Meats	94,903	30,471	41,941
Reported		987,953	
Estimated		100,000	
<u>Total</u>	1,135,771	1,087,953	1,180,433
<u>VEAL</u> Fresh: (a) Bone in	71,364	17,862	39,910
(b) Boneless	-	-	-
Frozen: (a) Bone in	11,974	((
(b) Boneless	12,973	(131,069	163,570
Fancy Meats	3,965	2,132	2,123
<u>Total</u>	100,276	151,063	205,603
<u>MUTTON AND LAMB</u> (a) Fresh	14,444	7,017	3,200
(b) Frozen	60,610	32,127	58,995
Fancy Meats	2,840	3,059	1,574
<u>Total</u>	77,894	42,203	63,769

(x) Insufficient reports received but included in "Unclassified".

LARD, EDIBLE TALLOW, CITIES' AND IMPORTED MEATLARD - STORAGE STOCKS AT JULY 1, 1946

With Comparative Holdings for last year and last month

	July 1, 1945	JULY 1, 1946 PRELIMINARY	June 1, 1946 Revised
	lb.	lb.	lb.
CANADA	1,840,666	985,577	1,281,679
Maritimes	33,355	4,834	19,089
Quebec	199,950	137,757	234,998
Ontario	1,065,668	499,136	634,159
Manitoba	67,057	95,518	62,991
Saskatchewan	185,280	62,175	112,716
Alberta	148,161	128,027	168,701
British Columbia	141,195	58,130	49,025

EDIBLE TALLOW STORAGE STOCKS AT JULY 1, 1946


	July 1, 1945	JULY 1, 1946 PRELIMINARY	June 1, 1946 Revised
	lb.	lb.	lb.
CANADA	2,717,983	1,197,911	882,921
Maritimes	619	2,020	3,746
Quebec	339,187	257,357	179,015
Ontario	1,697,672	525,127	229,153
Manitoba	198,967	99,397	124,654
Saskatchewan	181,346	115,253	60,735
Alberta	228,087	130,086	178,437
British Columbia	72,105	68,671	107,181

MEAT - COLD STORAGE STOCKS REPORTED IN THE CITIES OF MONTREAL,
TORONTO, WINNIPEG AND VANCOUVER* - JULY 1/46 //

	Montreal	Toronto	Winnipeg	Vancouver
<u>PORK</u>				
Fresh	504,791	737,959	436,736	91,099
Frozen	2,389,137	8,297,222	5,575,525	167,067
Cured and In Cure	1,319,569	2,982,049	1,605,964	461,743
TOTAL	4,213,497	12,017,230	7,618,225	720,449
<u>LARD</u>	102,607	295,006	94,568	53,517
<u>BEEF</u>				
Fresh	1,173,422	1,709,428	1,390,841	475,220
Frozen	3,966,339	959,843	485,799	447,288
Cured and In Cure	162,664	179,260	56,937	12,878
TOTAL	5,302,425	2,848,531	1,933,577	935,386
<u>VEAL</u>				
Fresh	204,190	94,032	189,479	16,258
Frozen	1,362,225	81,228	25,718	133,054
TOTAL	1,566,415	175,260	215,197	149,312
<u>MUTTON AND LAMB</u>				
Fresh	19,035	47,582	44,965	6,726
Frozen	280,858	88,346	71,695	27,989
TOTAL	299,893	135,928	116,660	34,715

There were 3,732 lb. of imported lard in Canada on June 1, 1946.

* Including New Westminster. // These figures do not include estimates for firms who did not report on time.



11

STATISTICS CANADA LIBRARY
BIBLIOTHEQUE STATISTIQUE CANADA



1010667722