



32-012



CANADA
DEPARTMENT OF TRADE AND COMMERCE
DOMINION BUREAU OF STATISTICS
AGRICULTURAL DIVISION

Vol. 30

No. 3

COLD STORAGE HOLDINGS

of

MEAT AND LARD

MARCH 1, 1947

-----+ + +-----


Published by Authority of the Hon. James A. MacKinnon, M.P.,
Minister of Trade and Commerce.

* * *

OTTAWA

1947

Price \$1 a year



DEPARTMENT OF TRADE AND COMMERCE
DOMINION BUREAU OF STATISTICS - AGRICULTURAL DIVISION

Issued March 12, 1947 at 3 P.M., E.S.T.

Dominion Statistician:	Herbert Marshall
Director, Agricultural Division	J. B. Rutherford
In Charge, Cold Storage Statistics:	R. P. Lafleur

COLD STORAGE HOLDINGS OF MEAT AND LARD MARCH 1, 1947

Held by Packers; Abattoirs, Wholesale Butchers and Cold Storage Warehouses

ALL MEAT The Canadian meat stocks totalled 67,433,429 lb. Of this total there were 63,983,429 lb. of reported stocks and 3,450,000 lb. of estimates for late firms. Last year the total was 71,571,862 lb. and last month 74,764,548 lb. The Canadian meat stocks showed an "Out-of-Storage" movement of 7.3 million lb. A year ago there was a similar movement of 5.9 million lb.

PORK The total reported stocks of Canadian pork were 42,039,602 lb. being 3,272,057 lb. Fresh, 21,600,873 lb. Frozen and 17,166,672 lb. Cured. With an addition of 2,140,000 lb. as an estimate for firms whose schedules were received late or not at all, the Grand Total was brought to 44,179,602 lb. which was an increase of 390 thousand lb. over last month. Last year there was a similar movement of 4.3 million lb.

BEEF The reported holdings of Canadian beef were 17,220,023 lb. being classified as follows: 4,299,249 lb. Fresh, 9,075,394 lb. Frozen, 1,241,982 lb. Cured and 2,603,398 lb. Fancy Meats. Including an estimate of 1,055,000 lb., the Grand Total was 18,275,023 lb. These stocks were 6.0 million lb. less than last year. The "Out-of-Storage" movement was 4.9 million lb. Last year's figures showed a similar movement of 6.8 million lb.

VEAL The total holdings, including an estimate of 110,000 lb., were 1,218,602 lb., being Fresh 182,982 lb., Frozen 867,280 lb. and Fancy Meats 58,340 lb. These stocks were 989 thousand less than last month and 636 thousand lb. less than last year's holdings.

MUTTON AND LAMB

The total holdings, including an estimate of 145,000 lb., were 3,760,202 lb., consisting of Fresh 237,111 lb., Frozen 3,253,592 lb. and Fancy Meats 124,499 lb. These figures show a decrease of 1.8 million lb. from last month. Last year there was a similar movement of 1.9 million lb.

EDIBLE TALLOW

Stocks on March 1, were 1,263,573 lb., which was a decrease of 220 thousand lb. from last month and of 39 thousand lb. from last year.

LARD

The total stocks were 1,164,967 lb. These stocks were 254 thousand lb. less than last month and 352 thousand lb. less than last year.

COLD STORAGE STOCKS AT MARCH 1, 1947 - CANADA
With Comparative Holdings for last year and last month

COMMODITY	March 1, 1946	MARCH 1, 1947 PRELIMINARY	Feb. 1, 1947 Revised
	lb.	lb.	lb.
<u>PORK</u>			
<u>FRESH</u> (Not Frozen)	4,471,787	3,272,057	4,348,530
<u>FRESH</u> (Frozen)	20,886,000	21,600,873	23,581,279
Hams: (a) 20/down	3,361,581	3,106,369	3,171,319
(b) 20/up	267,192	305,491	304,730
Backs: (a) Export Rib	131,152	3,969	901
(b) Boneless Skinless	785,198	1,414,621	1,505,794
(c) Heavy Rough Rib	6,405	2,226	8,259
(d) Loins	151,174	153,336	177,621
Bellies: (a) 16/down	1,746,254	2,531,941	2,515,029
(b) 16/up	38,325	59,760	156,431
Shoulders: (a) Export	132,771	2,383	2,383
(b) Domestic	395,256	199,072	188,533
Boston Butts	991,739	1,361,810	1,255,376
Picnics	1,139,669	1,541,568	1,403,406
Tenderloins	33,410	30,783	44,502
Spare Ribs	81,280	122,442	74,202
Fancy Meats	1,469,854	1,298,785	1,416,481
Carcasses and Cuts:			
(a) Sows, L. Clear Mids.	15,031	53,571	113,326
(b) Hogs, Wilts. & Gumbs	7,541,507	5,598,592	8,409,613
Unclassified	2,598,202	3,814,154	2,833,373
<u>CURED AND IN CURE</u>	16,170,077	17,166,672	15,859,840
Hams: (a) 20/down	2,862,007	2,646,858	2,666,132
(b) 20/up	287,180	321,545	366,372
Backs: (a) Domestic	570,948	657,301	750,155
(b) Export	585,689	293,236	290,824
Bellies: 16/down	2,475,005	2,022,949	2,186,178
Shoulders	48,808	118,761	70,700
Butts	808,779	752,240	764,559
Picnics	551,404	539,268	609,079
Sides: (a) Dry Salt Meats	287,891	275,869	383,999
(b) Wilts. Cumbs & F. Ends.	5,962,402	7,703,996	5,676,783
Barrelled	659,448	834,060	915,718
Unclassified	1,070,516	1,001,529	1,179,341
Reported		42,039,602	
Estimated		2,140,000	
<u>Total</u>	41,527,864	44,179,602	43,789,649
<u>BEEF</u> Fresh: (a) Bone in	7,224,283	3,876,991	6,337,077
(b) Boneless	361,740	422,258	830,953
Frozen: (a) Bone in	5,130,555	3,757,283	5,475,502
(b) Boneless	8,318,523	5,318,111	6,715,354
Cured and In Cure	831,299	1,241,982	1,237,125
Fancy Meats	2,450,161	2,603,398	2,578,615
Reported		17,220,023	
Estimated		1,055,000	
<u>Total</u>	24,316,561	18,275,023	23,174,626
<u>VEAL</u> Fresh: (a) Bone in	404,980	174,054	257,221
(b) Boneless	14,751	8,928	27,149
Frozen: (a) Bone in	716,949	411,813	1,092,010
(b) Boneless	633,352	455,467	572,234
Fancy Meats	84,712	58,340	258,999
Reported		1,108,602	
Estimated		110,000	
<u>Total</u>	1,854,744	1,218,602	2,207,613
<u>MUTTON AND LAMB</u> (a) Fresh	223,908	237,111	298,943
(b) Frozen	3,564,820	3,253,592	5,116,395
Fancy Meats	83,965	124,499	177,322
Reported		3,615,202	
Estimated		145,000	
<u>Total</u>	3,872,693	3,760,202	5,592,660

COLD STORAGE STOCKS AT MARCH 1, 1947 - MARITIMES
With Comparative Holdings for last year and last month

3.

COMMODITY	March 1, 1946	MARCH 1, 1947 PRELIMINARY	Feb. 1, 1947 Revised
	lb.	lb.	lb.
P O R K			
<u>FRESH</u> (Not Frozen)	57,793	44,499	76,482
<u>FRESH</u> (Frozen)	273,614	208,954	206,361
Hams: (a) 20/down	79,915	(25,768	10,284
(b) 20/up	1,601	(26,925
Backs: (a) Export Rib	-	-	(x)
(b) Boneless Skinless	5,648	-	-
(c) Heavy Rough Rib	471	-	-
(d) Loins	45,768	16,652	24,025
Bellies: (a) 16/down	34,686	(x)	22,525
(b) 16/up	-	-	-
Shoulders: (a) Export	-	-	-
(b) Domestic	2,306	15,851	7,431
Boston Butts	16,924	(x)	(x)
Picnics	19,086	(x)	(x)
Tenderloins	80	-	(x)
Spare Ribs	320	(x)	-
Fancy Meats	18,303	26,063	18,098
Carcasses and Cuts:			
(a) Sows, L. Clear Mids.	3,701		(13,962
(b) Hogs, Wilts. & Cumbs	3,238	(x)	(
Unclassified	41,567	124,620	83,111
<u>CURED AND IN CURE</u>	310,611	240,916	242,486
Hams: (a) 20/down	62,938	(75,460	(52,210
(b) 20/up	14,790	((
Backs: (a) Domestic	2,995	1,237	790
(b) Export	-	-	-
Bellies: 16/down	98,380	66,314	53,694
Shoulders	-	3,591	1,837
Butts	11,166	12,849	(x)
Picnics	4,287	7,710	8,957
Sides: (a) Dry Salt Meats	10,277		(16,126
(b) Wilts. Cumbs. & F. Ends	10,152	(x)	(
Barrelled	55,826	15,856	10,800
Unclassified	39,800	57,899	98,072
Reported		494,369	
Estimated		150,000	
Total	642,018	644,369	525,329
<u>BEEF</u> Fresh: (a) Bone in	116,522	53,301	80,385
(b) Boneless	14,825	15,275	12,792
Frozen: (a) Bone in	263,213	132,754	205,717
(b) Boneless	182,623	67,294	137,533
Cured and In Cure	9,040	68,786	70,711
Fancy Meats	105,682	49,595	81,465
Reported		387,005	
Estimated		80,000	
Total	691,905	467,005	588,603
<u>VEAL</u> Fresh: (a) Bone in	2,368	1,110	(1,121
(b) Boneless	-	-	(
Frozen: (a) Bone in	61,890	(29,116	(69,613
(b) Boneless	14,801	((
Fancy Meats	2,330	(1)	2,303
Total	81,389	30,226	73,037
<u>MUTTON AND LAMB</u> (a) Fresh	7,977	(265,556	4,473
(b) Frozen	272,655	(571,029
Fancy Meats	17,917	7,027	9,981
Reported		272,583	
Estimated		60,000	
Total	298,549	332,583	585,483
(x) Insufficient reports received but included in "Unclassified".			

4. COLD STORAGE STOCKS AT MARCH 1, 1947 - QUEBEC
 With Comparative Holdings for last year and last month

COMMODITY	March 1, 1946	MARCH 1, 1947 PRELIMINARY	Feb. 1, 1947 Revised
	lb.	lb.	lb.
P O R K			
<u>FRESH</u> (Not Frozen)	730,968	788,251	741,709
<u>FRESH</u> (Frozen)	2,324,227	3,584,653	3,250,976
Hams: (a) 20/down	278,397	546,482	(578,331
(b) 20/up	83,995	78,797	(
Backs: (a) Export Rib	221		-
(b) Boneless Skinless	30,692	168,989	(154,842
(c) Heavy Rough Rib	2,662	-	(
(d) Loins	15,804	44,838	47,200
Bellies: (a) 16/down	147,618	(478,474	(452,668
(b) 16/up	33,618	((
Shoulders: (a) Export	14,262	-	-
(b) Domestic	47,948	5,268	5,871
Boston Butts	56,501	234,528	214,478
Picnics	86,330	283,556	247,080
Tenderloins	307	4,899	1,187
Spare Ribs	2,647	71,141	30,477
Fancy Meats	107,914	72,806	46,718
Carcasses and Cuts:			
(a) Sows, L. Clear. Mids.	1,669	-	(715,903
(b) Hogs, Wilts. & Gumbs.	460,818	566,261	(
Unclassified	952,824	1,028,614	756,221
<u>CURED AND IN CURE</u>	2,668,071	3,103,467	2,846,172
Hams: (a) 20/down	578,130	558,747	500,893
(b) 20/up	88,432	90,267	90,627
Backs: (a) Domestic	68,799	82,922	86,404
(b) Export	51,239	42,701	40,624
Bellies: 16/down	397,892	353,981	361,273
Shoulders	16,948	83,698	35,829
Butts	258,368	150,894	121,857
Picnics	165,559	124,430	143,114
Sides: (a) Dry Salt Meats	184,486	188,305	281,373
(b) Wilts. Gumbs. & F.Ends.	466,230	610,112	379,294
Barrelled	207,945	422,248	416,347
Unclassified	184,043	395,162	388,537
Reported		7,476,371	
Estimated		130,000	
Total	5,723,266	7,606,371	6,838,857
<u>BEEF</u> Fresh: (a) Bone in	1,474,847	646,550	1,211,907
(b) Boneless	95,667	58,570	78,915
Frozen: (a) Bone in	1,270,547	563,387	835,380
(b) Boneless	2,886,664	1,906,619	2,014,843
Cured and In Cure	429,356	489,840	625,759
<u>Fancy Meats</u>	641,787	564,961	647,629
Reported		4,229,927	
Estimated		100,000	
Total	6,798,868	4,329,927	5,414,433
<u>VEAL</u> Fresh: (a) Bone in	88,067	(42,765	(111,708
(b) Boneless	2,754	((
Frozen: (a) Bone in	232,611	165,199	642,883
(b) Boneless	276,784	155,740	215,247
Fancy Meats	52,023	29,793	56,451
Reported		393,497	
Estimated		40,000	
Total	652,239	433,497	1,026,289
<u>MUTTON AND LAMB</u> (a) Fresh	29,594	61,256	34,305
(b) Frozen	1,532,453	1,710,487	2,185,286
Fancy Meats	19,235	53,938	64,497
Total	1,581,282	1,825,681	2,284,088

COLD STORAGE STOCKS AT MARCH 1, 1947-ONTARIO
With Comparative Holdings for last year and last month

5.

COMMODITY	March 1, 1946	MARCH 1, 1947 PRELIMINARY	Feb. 1, 1947 Revised
	lb.	lb.	lb.
PORK			
<u>FRESH</u> (Not Frozen)	1,348,750	994,055	1,618,060
<u>FRESH</u> (Frozen)	4,243,488	5,544,170	5,639,003
Hams: (a) 20/down	930,299	807,296	845,116
(b) 20/up	14,045	54,404	73,027
Backs: (a) Export Rib	-	(394,039	(368,825
(b) Boneless Skinless	369,735	(-	((x)
(c) Heavy Rough Rib	3,272	-	54,461
(d) Loins	39,514	44,459	530,110
Bellies: (a) 16/down	521,028	(487,398	(10,624
(b) 16/up	-	-	60,453
Shoulders: (a) Export	17,054	(68,841	(194,100
(b) Domestic	9,882	(-	(203,446
Boston Butts	266,204	189,283	7,494
Picnics	255,446	206,405	13,226
Tenderloins	6,473	7,820	236,295
Spare Ribs	57,290	17,205	13,522
Fancy Meats	236,877	277,812	2,329,215
Carcasses and Cuts:			
(a) Sows, L. Clear. Mids.	9,272	-	699,089
(b) Hogs, Wilts. & Cumbs.	1,173,100	1,868,193	5,200,495
Unclassified	333,997	1,121,015	909,950
<u>CURED AND IN CURE</u>	5,094,975	5,614,035	57,891
Hams: (a) 20/down	851,867	917,588	284,467
(b) 20/up	35,646	48,153	48,706
Backs: (a) Domestic	236,915	281,891	770,710
(b) Export	92,318	87,743	3,267
Bellies: 16/down	898,542	737,922	213,448
Shoulders	4,481	3,049	203,766
Butts	220,750	252,320	56,057
Picnics	158,718	204,623	1,848,768
Sides: (a) Dry Salt Meats	56,089	44,821	343,815
(b) Wilts. Cumbs. & F. Ends.	1,805,084	2,451,031	459,650
Barrelled	165,940	242,724	
Unclassified	568,625	342,170	
Reported		12,152,260	
Estimated		40,000	
Total	10,687,213	12,192,260	12,457,558
BEEF			
<u>Fresh:</u> (a) Bone in	1,481,439	1,072,480	1,381,239
(b) Boneless	72,799	114,009	211,203
<u>Frozen:</u> (a) Bone in	1,067,821	415,272	377,264
(b) Boneless	1,589,943	2,352,373	2,542,354
Cured and In Cure	170,192	590,999	377,599
Fancy Meats	281,226	256,164	357,629
Reported		4,801,297	
Estimated		35,000	
Total	4,663,420	4,836,297	5,247,288
VEAL			
<u>Fresh:</u> (a) Bone in	45,316	28,766	45,836
(b) Boneless	8,749	5,593	4,714
<u>Frozen:</u> (a) Bone in	97,003	41,231	65,811
(b) Boneless	204,536	215,492	236,749
Fancy Meats	12,817	10,606	187,808
Total	368,421	301,688	540,918
MUTTON & LAMB			
(a) Fresh	71,576	43,717	89,992
(b) Frozen	706,818	773,079	1,126,910
Fancy Meats	4,344	21,595	49,850
Total	782,738	838,391	1,266,752
(x) Insufficient reports received but included in "Unclassified".			

COLD STORAGE STOCKS AT MARCH 1, 1947 - MANITOBA
With Comparative Holdings for last year and last month

COMMODITY	March 1, 1946	MARCH 1, 1947 PRELIMINARY	Feb. 1, 1947 Revised
	lb.	lb.	lb.
PORK			
<u>FRESH</u> (Not Frozen)	843,787	601,597	602,225
<u>FRESH</u> (Frozen)	4,615,173	3,710,835	4,723,608
Hams: (a) 20/down	628,704	(406,263	(528,729
(b) 20/up	36,221	((
Backs: (a) Export Rib	-	-	-
(b) Boneless Skinless	161,599	132,992	180,526
(c) Heavy Rough Rib	-	-	-
(d) Loins	42,956	(x)	(x)
Bellies: (a) 16/down	350,474	(609,684	(617,156
(b) 16/up	-	((
Shoulders: (a) Export	-	-	-
(b) Domestic	326,717	103,901	100,403
Boston Butts	187,365	124,734	83,358
Picnics	178,766	95,489	92,170
Tenderloins	230	(x)	2,694
Spare Ribs	2,870	(x)	(x)
Fancy Meats	267,507	232,825	274,289
Carcasses and Cuts:			
(a) Sows, L.Clear. Mids.	235	(1,395,448	(2,222,954
(b) Hogs, Wilts. & Cumbs	1,937,652	((
Unclassified	493,877	609,499	621,329
<u>CURED AND IN CURE</u>	2,344,316	2,889,529	2,121,509
Hams: (a) 20/down	525,988	401,851	358,269
(b) 20/up	79,896	57,582	94,536
Backs: (a) Domestic	52,590	58,711	69,728
(b) Export	139,947	110,729	122,434
Bellies: 16/down	434,000	297,351	372,446
Shoulders	-	(x)	-
Butts	82,351	100,798	109,249
Picnics	26,748	32,921	29,452
Sides: (a) Dry Salt Meats	24,393	10,694	18,049
(b) Wilts. Cumbs. & F. Ends.	784,185	1,677,668	801,832
Barrelled	140,641	61,787	28,354
Unclassified	53,577	79,437	117,160
Reported		7,201,961	
Estimated		30,000	
Total	7,803,276	7,231,961	7,447,342
<u>BEEF</u> Fresh: (a) Bone in	1,411,141	779,535	1,368,778
(b) Boneless	81,386	198,616	208,219
Frozen: (a) Bone in	540,591	446,463	1,339,699
(b) Boneless	1,070,227	253,674	413,830
Cured and In Cure	189,056	(1)	118,326
Fancy Meats	593,619	300,473	451,248
Reported		1,978,761	
Estimated		60,000	
Total	3,886,020	2,038,761	3,900,100
<u>VEAL</u> Fresh: (a) Bone in	117,946	(57,565	55,867
(b) Boneless	2,236	(20,489
Frozen: (a) Bone in	10,149	10,146	14,123
(b) Boneless	7,758	19,370	7,715
Fancy Meats	6,726	5,167	2,719
Total	144,815	92,248	100,913
<u>MUTTON AND LAMB</u> (a) Fresh	43,874	39,265	40,818
(b) Frozen	690,973	213,334	566,067
Fancy Meats	15,340	23,703	23,828
Reported		276,302	
Estimated		35,000	
Total	750,187	311,302	630,713

(x) Insufficient reports received but included in "Unclassified".

(1) Insufficient reports received but **not** included in "Total".

COLD STORAGE STOCKS AT MARCH 1, 1947 - SASKATCHEWAN
With Comparative Holdings for last year and last month

7.

COMMODITY	March 1, 1946	MARCH 1, 1947 PRELIMINARY	Feb. 1, 1947 Revised
	lb.	lb.	lb.
P O R K			
<u>FRESH</u> (Not Frozen)	362,699	187,434	407,943
<u>FRESH</u> (Frozen)	2,311,976	2,259,303	2,359,808
Hams: (a) 20/down	294,804	(402,063	249,196
(b) 20/up	56,169	(99,871
Backs: (a) Export Rib	280	-	-
(b) Boneless Skinless	118,598	(157,972	283,000
(c) Heavy Rough Rib	-	(-
(d) Loins	999	-	(x)
Bellies: (a) 16/down	168,525	(221,232	164,419
(b) 16/up	4,707	(114,145
Shoulders: (a) Export	965	-	-
(b) Domestic	4,341	(x)	(x)
Boston Butts	136,730	211,754	208,354
Picnics	172,960	261,701	233,261
Tenderloins	12,955	2,755	19,298
Spare Ribs	10,070	5,955	3,520
Fancy Meats	207,438	152,347	304,351
Carcasses and Cuts:			
(a) Sows, L. Clear. Mids.	154	(595,157	(549,844
(b) Hogs, Wilts. & Cumbs.	824,897	((
Unclassified	297,384	248,367	130,549
<u>CURED AND IN CURE</u>	1,739,517	586,371	1,120,561
Hams: (a) 20/down	118,264	107,362	130,630
(b) 20/up	46,031	19,607	14,741
Backs: (a) Domestic	33,341	(44,866	43,349
(b) Export	51,847	(9,373
Bellies: 16/down	118,316	95,489	88,536
Shoulders	1,822	(x)	1,814
Butts	48,376	36,444	58,338
Picnics	39,530	43,730	19,529
Sides: (a) Dry Salt Meats	4,648	(4,016
(b) Wilts. Cumbs. & F. Ends.	1,221,710	(222,678	719,658
Barrelled	15,080	-	(x)
Unclassified	40,552	16,195	30,577
Reported		3,033,108	
Estimated		790,000	
Total	4,414,192	3,823,108	3,888,312
<u>BEEF</u> Fresh: (a) Bone in	609,486	255,953	(527,510
(b) Boneless	2,798	11,606	(
Frozen: (a) Bone in	119,492	37,524	286,962
(b) Boneless	1,035,893	273,099	622,009
Cured and In Cure	700	(1)	-
Fancy Meats	249,760	193,034	395,582
Reported		771,216	
Estimated		140,000	
Total	2,018,129	911,216	1,832,063
<u>VEAL</u> Fresh: (a) Bone in	10,776	(10,036	9,323
(b) Boneless	175	(-
Frozen: (a) Bone in	1,509	-	(1,875
(b) Boneless	37,675	(1)	(
Fancy Meats	5,273	1,656	3,383
Total	55,408	11,692	14,581
<u>MUTTON AND LAMB</u> (a) Fresh	16,430	18,840	12,444
(b) Frozen	105,849	33,668	192,637
Fancy Meats	9,269	6,932	9,415
Total	131,548	59,440	214,496
(x) Insufficient reports received but included in "Unclassified".			
(1) Insufficient reports received not included in "Total".			

COLD STORAGE STOCKS AT MARCH 1, 1947 - ALBERTA
With Comparative Holdings for last year and last month

COMMODITY	March 1, 1946	MARCH 1, 1947 PRELIMINARY	Feb. 1, 1947 Revised
	lb.	lb.	lb.
P O R K			
<u>FRESH</u> (Not Frozen)	937,713	441,940	625,768
<u>FRESH</u> (Frozen)	6,901,871	6,131,198	7,222,447
Hams: (a) 20/down	1,109,049	1,031,685	994,854
(b) 20/up	75,161	39,706	39,376
Backs: (a) Export Rib	130,651	-	-
(b) Boneless Skinless	98,926	565,000	(511,004
(c) Heavy Rough Rib	-	-	(
(d) Loins	2,360	(x)	(x)
Bellies: (a) 16/down	515,805	(784,832	(753,531
(b) 16/up	-	((
Shoulders: (a) Export	100,490	-	-
(b) Domestic	1,900	(x)	(x)
Boston Butts	325,453	589,418	535,403
Picnics	427,081	682,217	605,359
Tenderloins	10,457	13,575	10,202
Spare Ribs	7,687	25,301	22,353
Fancy Meats	598,221	521,399	525,256
Carcasses and Cuts:			
(a) Sows, L.Clear. Mids.	-	-	(2,659,749
(b) Hogs, Wilts. & Cumbs.	3,130,227	1,179,402	(
Unclassified	368,403	698,663	565,360
<u>CURED AND IN CURE</u>	3,331,379	4,067,845	3,560,461
Hams: (a) 20/down	490,520	362,877	461,198
(b) 20/up	20,663	95,852	100,950
Backs: (a) Domestic	85,585	(155,574	161,735
(b) Export	250,338	(69,687
Bellies: 16/down	348,991	309,710	346,988
Shoulders	25,150	(x)	27,953
Butts	115,080	129,692	159,436
Picnics	98,268	70,644	129,428
Sides: (a) Dry Salt Meats	30	(2,748,834	5,820
(b) Wilts. Cumbs. & F.Ends	1,665,020	(1,910,153
Barrelled	69,456	(x)	95,747
Unclassified	162,278	194,662	91,366
<u>Reported</u>		10,640,983	
<u>Estimated</u>		800,000	
<u>Total</u>	11,170,963	11,440,983	11,408,676
<u>BEEF</u> Fresh: (a) Bone in	1,280,023	633,845	894,922
(b) Boneless	18,705	19,078	212,872
Frozen: (a) Bone in	957,654	1,028,349	1,540,662
(b) Boneless	1,249,717	594,028	434,873
Cured and In Cure	10,356	(1)	7,589
Fancy Meats	426,512	329,276	516,644
<u>Reported</u>		2,604,576	
<u>Estimated</u>		280,000	
<u>Total</u>	3,942,967	2,884,576	3,607,562
<u>VEAL</u> Fresh: (a) Bone in	73,344	(35,108	24,966
(b) Boneless	202	(-
Frozen: (a) Bone in	7,836	19,250	(57,086
(b) Boneless	705	-	(
Fancy Meats	4,327	8,949	4,581
<u>Total</u>	86,414	63,307	86,633
<u>MUTTON AND LAMB</u> (a) Fresh	31,498	51,855	67,441
(b) Frozen	81,404	112,592	288,132
Fancy Meats	10,626	8,812	12,658

TOTAL 123,528 173,259 368,231

(x) Insufficient reports received but included in "Unclassified".

(1) Insufficient reports received but not included in "Total".

COLD STORAGE STOCKS AT MARCH 1, 1947 - BRITISH COLUMBIA
With Comparative Holdings for last year and last month

9.

COMMODITY	March 1, 1946	MARCH 1, 1947 PRELIMINARY	Feb. 1, 1947 Revised
	lb.	lb.	lb.
P O R K			
<u>FRESH</u> (Not Frozen)	190,077	214,281	276,343
<u>FRESH</u> (Frozen)	215,651	161,760	179,076
Hams: (a) 20/down	40,413	(19,396	(30,340
(b) 20/up	-	(
Backs: (a) Export Rib	-	(x)	-
(b) Boneless Skinless	-	-	(x)
(c) Heavy Rough Rib	-	-	-
(d) Loins	3,773	(x)	(x)
Bellies: (a) 16/down	8,118	(x)	(x)
(b) 16/up	-	-	-
Shoulders: (a) Export	-	-	-
(b) Domestic	1,162	7,148	6,991
Boston Butts	2,562	-	(x)
Picnics	-	-	(x)
Tenderloins	2,908	(x)	369
Spare Ribs	396	(x)	(x)
Fancy Meats	33,594	15,533	11,474
Carcasses and Cuts:			
(a) Sows, L.Clear. Mids.	-	-	-
(b) Hogs, Wilts. & Cumbs.	11,575	(x)	17,790
Unclassified	111,150	119,683	112,112
<u>CURED AND IN CURE</u>	681,208	664,509	768,156
Hams: (a) 20/down	234,300	(233,057	258,413
(b) 20/up	1,722	(2,196
Backs: (a) Domestic	90,723	84,163	103,682
(b) Export	-	-	-
Bellies: 16/down	178,684	162,182	192,531
Shoulders	407	(x)	-
Butts	72,688	68,303	93,576
Picnics	58,294	55,210	74,833
Sides: (a) Dry Salt Meats	7,968	20,202	(19,636
(b) Wilts. Cumbs. & F.Ends.	10,021	-	(
Barrelled	4,560	(x)	(x)
Unclassified	21,641	41,392	23,289
<u>Reported</u>		1,040,550	
<u>Estimated</u>		200,000	
<u>Total</u>	1,086,936	1,240,550	1,223,575
<u>BEEF</u> Fresh: (a) Bone in	850,825	435,327	874,649
(b) Boneless	75,560	5,104	104,639
Frozen: (a) Bone in	911,237	1,133,534	889,818
(b) Boneless	303,456	681,024	549,912
Cured and In Cure	22,599	42,635	37,141
Fancy Meats	151,575	99,895	128,418
<u>Reported</u>		2,397,519	
<u>Estimated</u>		360,000	
<u>Total</u>	2,315,252	2,757,519	2,584,577
<u>VEAL</u> Fresh: (a) Bone in	67,163	2,039	9,216
(b) Boneless	635	-	1,130
Frozen: (a) Bone in	305,951	167,483	288,642
(b) Boneless	91,093	43,452	64,500
Fancy Meats	1,216	946	1,754
<u>Reported</u>		213,920	
<u>Estimated</u>		70,000	
<u>Total</u>	466,058	283,920	365,242
<u>MUTTON & LAMB</u> (a) Fresh	22,959	19,423	49,470
(b) Frozen	174,668	147,631	186,334
Fancy Meats	7,234	2,492	7,093
<u>Reported</u>		169,546	
<u>Estimated</u>		50,000	
<u>Total</u>	204,861	219,546	242,897
(x) Insufficient reports received but included in "Unclassified".			

LARD, EDIBLE TALLOW AND CITIES' MEATLARD-STORAGE STOCKS AT MARCH 1, /47

With Comparative Holdings for last year and last month

	March 1, 1946	MARCH 1, 1947 PRELIMINARY	Feb. 1, 1947 Revised
	lb.	lb.	lb.
CANADA	1,516,798	1,164,967	1,418,568
Maritimes	30,561	6,694	11,469
Quebec	308,747	108,996	104,107
Ontario	738,829	714,166	731,162
Manitoba	64,153	79,871	136,107
Saskatchewan	143,558	42,191	121,401
Alberta	147,720	153,723	191,088
British Columbia	83,230	59,326	123,234

EDIBLE TALLOW STORAGE STOCKS AT MARCH 1, 1947

	March 1, 1946	MARCH 1, 1947 PRELIMINARY	Feb. 1, 1947 Revised
	lb.	lb.	lb.
CANADA	1,302,990	1,263,573 //	1,483,296
Maritimes	4,528	335	245
Quebec	179,336	225,629	265,245
Ontario	438,392	139,617	246,766
Manitoba	128,483	144,741	160,349
Saskatchewan	198,580	156,281	262,538
Alberta	251,007	427,253	463,088
British Columbia	102,664	89,717	85,065

MEAT - COLD STORAGE STOCKS REPORTED IN THE
CITIES OF MONTREAL, TORONTO, WINNIPEG AND VANCOUVER / - MARCH 1/47 //

	Montreal	Toronto	Winnipeg	Vancouver
	lb.	lb.	lb.	lb.
<u>PORK</u>				
Fresh	609,125	347,080	529,145	214,204
Frozen	2,812,882	4,161,817	3,607,550	155,975
Cured and In Cure	1,977,904	2,745,007	2,802,899	647,638
TOTAL	5,399,911	7,253,904	6,939,594	1,017,817
<u>LARD</u>	55,772	380,314	79,851	53,627
<u>BEEF</u>				
Fresh	560,336	802,893	974,964	408,056
Frozen	2,466,752	1,731,512	916,471	1,907,826
Cured and In Cure	407,000	560,974	40,892	42,635
TOTAL	3,434,088	3,095,379	1,932,327	2,358,517
<u>VEAL</u>				
Fresh	41,370	19,793	57,565	1,949
Frozen	252,071	181,360	27,417	210,442
TOTAL	293,441	201,153	84,982	212,391
<u>MUTTON AND LAMB</u>				
Fresh	57,308	35,235	39,265	14,119
Frozen	1,546,944	614,747	234,739	140,459
TOTAL	1,604,252	649,982	274,004	154,578

/ Including New Westminster

// Including an estimate of 80,000

/// These figures do not include estimates for firms who did not report on time.

STATISTICS CANADA LIBRARY
BIBLIOTHÈQUE STATISTIQUE CANADA



1010667738