


32 013



CANADA
DEPARTMENT OF TRADE AND COMMERCE
DOMINION BUREAU OF STATISTICS
AGRICULTURAL BRANCH

Vol. 10

No. 9

CANADIAN SUGAR STATISTICS

for the four weeks period ended

SEPTEMBER 6, 1930


◆ ◆ ◆

Published by Authority of the Hon. H. H. Stevens, M.P.,
Minister of Trade and Commerce

* * *

OTTAWA

1930



DEPARTMENT OF TRADE AND COMMERCE
DOMINION BUREAU OF STATISTICS
AGRICULTURAL BRANCH
OTTAWA

(Issued October 1, 1930 at 4 P.M.)

Dominion Statistician: R.H. Coats, B.A., F.S.S. (Hon.), F.R.S.C.
Chief, Agricultural Branch: T.W. Grindley, Ph.D.

Sugar Report for Four Week Period Ended September 6, 1930.

R A W S U G A R

Week ended	1930	1929
<u>Stock at Beginning of Period - Pounds.</u>		
Aug. 16th.	90,457,361	60,889,209
" 23rd.	108,183,712	60,494,480
" 30th.	100,746,660	59,955,107
Sept. 6th.	95,170,614	57,134,401
January 1st.	82,707,260	39,785,728

Receipts - Pounds.

Aug. 16th	45,360,688	25,208,975
" 23rd.	13,298,718	17,090,964
" 30th.	15,671,918	14,550,927
Sept. 6th.	16,260,683	23,288,592
Total Four Weeks' Period	90,592,007	80,139,458
January 1st to Sept. 6th.	607,498,117	637,931,485

Meltings and Shipments - Pounds.

Aug. 16th.	27,634,337	25,603,704
" 23rd.	20,735,770	17,630,337
" 30th.	21,247,964	17,371,633
Sept. 6th.	18,062,726	11,591,462
Total Four Weeks' Period	87,680,797	72,197,136
January 1st to Sept. 6th.	596,836,806	608,885,682

Stock on Hand at end of Period - Pounds.

	33,366,571	68,831,531
--	------------	------------

REFINED SUGAR
(Cane and Beet)

Week ended	1930	1929
<u>Stock on Hand at Beginning of Period-Pounds.</u>		
Aug. 16th	87,835,249	77,909,726
" 23rd	89,627,145	84,018,127
" 30th	91,418,700	85,674,895
Sept. 6th	89,569,239	84,298,997
January 1st	131,883,217	102,862,903
<u>Manufactured-Granulated-Pounds.</u>		
Aug. 16th	23,503,467	21,774,924
" 23rd	20,580,695	16,663,814
" 30th	18,989,620	15,354,576
Sept. 6th	17,442,077	8,867,261
Total Four Weeks' Period	80,515,859	62,660,575
January 1st to Sept. 6th	510,000,721	520,098,386
<u>Manufactured-Yellow and Brown-Pounds.</u>		
Aug. 16th	2,001,190	1,606,167
" 23rd	1,557,710	2,196,949
" 30th	1,754,892	1,672,442
Sept. 6th	1,600,512	1,081,144
Total Four Weeks' Period	6,914,304	6,556,702
January 1st to Sept. 6th	62,132,528	61,115,258
<u>Total Manufactured-Pounds</u>		
Aug. 16th	25,504,657	23,381,091
" 23rd	22,138,405	18,860,763
" 30th	20,744,512	17,027,018
Sept. 6th	19,042,589	9,948,405
Total Four Weeks' Period	87,430,163	69,217,277
January 1st to Sept. 6th	572,133,249	581,213,644
<u>Total Domestic Shipments-Pounds</u>		
Aug. 16th	23,209,430	16,913,477
" 23rd	19,702,568	16,077,723
" 30th	21,977,637	17,828,405
Sept. 6th	21,849,517	16,712,726
Total Four Weeks' Period	86,739,152	67,532,331
January 1st to Sept. 6th	601,542,519	590,625,049


Week ended	1930	1929
<u>Total Export Shipments-Pounds</u>		
Aug. 16th	503,331	359,213
" 23rd	644,282	1,126,272
" 30th	616,336	574,511
Sept. 6th	625,566	474,223
Total Four Weeks' Period	2,389,515	2,534,219
January 1st to Sept. 6th	16,337,202	16,391,045

<u>Shipments-Granulated-Pounds</u>		
Aug. 16th	21,952,276	15,823,388
" 23rd	18,748,640	15,681,240
" 30th	20,506,489	16,659,053
Sept. 6th	20,489,017	15,516,572
Total Four Weeks' Period	81,696,422	63,680,253
January 1st to Sept. 6th	556,871,697	546,789,048

<u>Shipments-Yellow and Brown-Pounds</u>		
Aug. 16th	1,760,485	1,449,302
" 23rd	1,598,210	1,522,755
" 30th	2,087,484	1,743,863
Sept. 6th	1,986,066	1,670,377
Total Four Weeks' Period	7,432,245	6,386,297
January 1st to Sept. 6th	61,008,024	60,227,046

<u>Total Shipments-Pounds</u>		
Aug. 16th	23,712,761	17,272,690
" 23rd	20,346,850	17,203,995
" 30th	22,593,973	18,402,916
Sept. 6th	22,475,083	17,186,949
Total Four Weeks' Period	89,128,667	70,066,550
January 1st to Sept. 6th	617,879,721	607,016,094

<u>Stock on Hand at End of Period-Pounds</u>	
	86,136,745
	77,060,453



IMPORTS OF RAW AND REFINED SUGAR, AUGUST, 1930.
(Compiled by External Trade Branch)

RAW SUGAR


Countries Whence Imported	Quantity Lb .	Value \$
British Guiana	7,040,200	165,436
British South Africa	5,900,000	133,925
British West Indies		
Barbados	43,767,900	1,010,435
Jamaica	20,001,000	450,105
Trinidad	13,510,800	303,058
Other British West Indies	14,205,500	354,178
Fiji	7,886,900	259,146
San Domingo	4,317,100	56,915
Total August, 1930	116,629,400	2,733,198
Total August, 1929	101,220,700	2,660,779
Eight Months ended August, 1930	536,490,500	13,323,645
Eight Months ended August, 1929	552,259,300	14,262,200

REFINED SUGAR

United States	994,000	44,473
Belgium	366,200	11,223
Cuba	2,320,000	62,064
Hong Kong	100	3
Total August, 1930	3,740,300	117,763
Total August, 1929	5,297,500	155,344
Eight Months ended August, 1930	27,404,100	826,831
Eight Months ended August, 1929	22,456,500	683,542

Sugar above No. 16D.S. in colour when imported or purchased in bond in Canada by a recognized Sugar Refiner for refining purposes only.

Jamaica	672,000	13,574
Total August, 1930	672,000	13,574
Total August, 1929	4,708,800	145,175
Eight Months ended August, 1930	35,555,500	1,609,420
Eight Months ended August, 1929	44,960,600	1,264,407



EXPORTS OF CANADIAN REFINED SUGAR

Countries of Destination of Canadian Refined Sugar
exported during August, 1930

(Compiled by the External Trade Branch)

Countries of Destination	August, 1930	
	Quantity Lb .	Value \$
Bermuda	900	46
British Guiana	7,500	342
British Honduras	90,000	4,308
British West Indies		
Barbados	10,800	450
Jamaica	79,100	4,064
Trinidad	5,800	333
Other British West Indies	95,400	4,744
French West Indies	300	16
Newfoundland	1,172,600	59,153
United States	60,500	2,976
Virgin Islands	20,000	950
Total August, 1930	1,542,900	77,382
Total August, 1929	2,049,700	102,241
Eight Months, ended August, 1930	14,436,300	655,010
Eight Months, ended August, 1929	14,234,100	677,090

STATISTICS CANADA LIBRARY
BIBLIOTHÈQUE STATISTIQUE CANADA



1010682557