

32 013



CANADA
DEPARTMENT OF TRADE AND COMMERCE
DOMINION BUREAU OF STATISTICS
AGRICULTURAL BRANCH

Vol. 11

No. 2

CANADIAN SUGAR STATISTICS

for the four weeks period ended

FEBRUARY 28, 1931



Published by Authority of the Hon. H. H. Stevens, M.P.,
Minister of Trade and Commerce

+++

OTTAWA

1931

810

CANADA
DEPARTMENT OF TRADE AND COMMERCE
BOARD OF TRADE AND COMMERCE
STATISTICS OF TRADE AND COMMERCE
AGRICULTURAL PRODUCTS

CANADIAN SUGAR STATISTICS

For the year ending 31st March

1911-12

Printed and Published by the Board of Trade and Commerce
at Ottawa, Ontario, Canada



DEPARTMENT OF TRADE AND COMMERCE
DOMINION BUREAU OF STATISTICS
AGRICULTURAL BRANCH
OTTAWA

(Issued April 13th, 1931)

Dominion Statistician:	R. H. Coats, B.A., F.S.S. (Hon.), F.R.S.C.
Chief, Agricultural Branch:	T. W. Grindley, Ph.D.

SUGAR REPORT FOR FOUR WEEK'S PERIOD ENDED FEBRUARY 28th, 1931

RAW SUGAR

Week ended	1 9 3 1	1 9 3 0
------------	---------	---------

Stock on Hand at Beginning of Period - Pounds

February 7th	115,725,909	87,267,803
" 14th	126,905,425	82,153,995
" 21st	121,645,519	71,653,765
" 28th	105,425,246	60,543,473
January 1st	108,269,371	82,707,260

Receipts - Pounds

February 7th	16,199,556	10,315,804
" 14th	241,538	2,020,884
" 21st	-	3,429,123
" 28th	2,239,297	1,680,000
Total Four Week's Period	18,680,391	17,445,811
January 1st. to February 28th.	53,186,517	59,328,720

Meltings and Shipments - Pounds

February 7th	5,020,040	15,429,612
" 14th	5,501,444	12,521,114
" 21st	16,220,273	14,539,415
" 28th	16,188,527	12,242,767
Total Four Week's Period	42,930,284	54,732,908
January 1st. to February 28th.	69,979,872	92,055,274

Stock on Hand at End of Period - Pounds

	91,476,016	49,980,706
--	------------	------------

REFINED SUGAR
(Cane and Beet)

Week ended	1 9 3 1	1 9 3 0
------------	---------	---------

Stock on Hand at Beginning of Period - Pounds

February 7th	111,178,042	122,082,892
" 14th	104,833,263	103,918,782
" 21st	97,697,338	124,326,402
" 28th	98,910,170	124,885,071
January 1st.	136,253,989	131,883,217

Manufactured - Granulated - Pounds

February 7th	5,892,144	13,616,523
" 14th	4,943,344	12,320,036
" 21st	13,208,328	11,234,863
" 28th	11,935,699	10,691,011
Total Four Week's Period	35,379,515	47,862,433
January 1st. to February 28th.	59,022,887	75,095,528

Manufactured - Yellow and Brown - Pounds


February 7th	813,714	1,606,801
" 14th	568,964	1,412,900
" 21st	719,700	1,518,747
" 28th	2,926,150	1,998,990
Total Four Week's Period	5,028,528	6,537,438
January 1st. to February 28th.	8,568,983	10,543,249

Total Manufactured - Pounds

February 7th	6,105,858	15,223,324
" 14th	5,512,303	13,732,936
" 21st	13,928,028	12,753,610
" 28th	14,861,849	12,690,001
Total Four Week's Period	40,408,043	54,399,871
January 1st. to February 28th.	67,591,870	85,638,777

Total Domestic Shipments - Pounds

February 7th	12,284,704	12,807,878
" 14th	12,533,353	13,047,022
" 21st	12,626,413	11,845,360
" 28th	14,716,351	13,129,971
Total Four Week's Period	52,160,821	50,830,231
January 1st. to February 28th.	103,756,231	90,518,200



Week ended	1 9 3 1	1 9 3 0
------------	---------	---------

Shipments - Granulated - Pounds

February 7th	10,996,966	11,900,656
" 14th	11,023,535	11,656,428
" 21st	11,177,708	10,768,645
" 28th	13,017,764	11,661,972
Total Four Week's Period	46,215,973	45,987,701
January 1st. to February 28th.	93,082,514	82,246,367

Shipments - Yellow and Brown - Pounds


February 7th	1,403,671	1,486,778
" 14th	1,674,698	1,668,888
" 21st	1,537,488	1,426,296
" 28th	1,868,662	1,682,447
Total Four Week's Period	6,484,519	6,264,409
January 1st. to February 28th.	11,883,752	11,044,974

Total Shipments - Pounds

February 7th	12,400,637	13,387,434
" 14th	12,698,233	13,325,316
" 21st	12,715,196	12,194,941
" 28th	14,886,426	13,344,419
Total Four Week's Period	52,700,492	52,252,110
January 1st. to February 28th.	104,966,266	93,291,341

Stock on Hand at End of Period - Pounds

98,885,593	124,230,653
------------	-------------




IMPORTS OF RAW AND REFINED SUGAR - FEBRUARY, 1931
(Compiled by the External Trade Branch)

RAW SUGAR

Countries Whence Imported	Quantity Lb.	Value \$
Australia	48,000	2,659
British East Africa	7,330,300	166,767
British South Africa	10,197,500	225,114
British Guiana	11,411,000	225,130
British West Indies		
Barbados	2,655,900	63,115
Jamaica	77,000	1,874
Trinidad	6,100	160
Other	6,600	173
Fiji	11,837,100	396,323
Total February, 1931	43,569,500	1,081,315
Total February, 1930	27,376,300	791,172
Two months ended February, 1931	66,686,300	1,624,752
Two months ended February, 1930	69,001,900	1,900,368

REFINED SUGAR

Cuba	90,000	4,230
United States	175,900	8,337
Total February, 1931	265,900	12,567
Total February, 1930	4,569,300	132,298
Two months ended February, 1931	640,300	23,701
Two months ended February, 1930	6,504,500	190,876



EXPORTS OF CANADIAN REFINED SUGAR

Countries of Destination of Canadian Refined Sugar
exported during February, 1931.

(Compiled by External Trade Branch).

Countries of Destination	February, 1931	
	Quantity Lbs.	Value \$
Bermuda	2,200	122
British Gulana	10,400	528
British Honduras	176,900	8,517
British West Indies		
Barbados	500	33
Jamaica	12,800	659
Trinidad	10,500	615
Other	70,700	3,477
Newfoundland	242,800	11,977
St. Pierre	2,700	135
United States	400	29
<hr/>		
Total February, 1931	529,900	26,092
Total February, 1930	1,734,800	70,790
Two months ended February, 1931	1,482,600	73,895
Two months ended February, 1930	3,390,800	149,560

STATISTICS CANADA LIBRARY
BIBLIOTHÈQUE STATISTIQUE CANADA



1010682562