

32 013

C-1



CANADA  
DEPARTMENT OF TRADE AND COMMERCE  
DOMINION BUREAU OF STATISTICS  
AGRICULTURAL BRANCH

Vol. 11

No. 4

CANADIAN SUGAR STATISTICS

for the four weeks period ended

APRIL 25, 1931




Published by Authority of the Hon. H. H. Stevens, M.P.,  
Minister of Trade and Commerce

♦ ♦ ♦

OTTAWA

1931



DEPARTMENT OF TRADE AND COMMERCE  
DOMINION BUREAU OF STATISTICS  
AGRICULTURAL BRANCH  
OTTAWA.

(Issued May 26th, 1931).

---

Dominion Statistician: R. H. Coats, B.A., F.S.S. (Hon.), F.R.S.C.  
Chief, Agricultural Branch: T. W. Grindley, Ph. D.

---

Sugar Report for Four Week's Period Ended April 25th, 1931.

R A W S U G A R

---

Week ended	1 9 3 1	1 9 3 0
------------	---------	---------

---

Stock on Hand at Beginning of Period - Pounds

April 4th	71,254,973	60,309,084
" 11th	66,073,748	59,287,976
" 18th	82,078,640	59,796,168
" 25th	69,534,351	58,950,235
<hr/>		
January 1st	108,269,371	82,707,260

---

Receipts - Pounds

April 4th	27,536,690	6,621,093
April 11th	5,503,209	5,503,209
" 18th	7,538,000	7,538,000
" 25th	9,172,485	9,172,485
<hr/>		
Total Four Week's Period	49,907,408	28,834,787
<hr/>		
January 1st to April 25th	137,369,414	134,101,566

---

Meltings and Shipments - Pounds

April 4th	6,969,991	7,642,201
" 11th	9,743,032	4,995,017
" 18th	14,784,289	8,383,933
" 25th	14,784,465	9,340,022
<hr/>		
Total Four Week's Period	46,281,777	30,361,173
<hr/>		
January 1st to April 25th	170,758,181	158,026,128


---

Stock on Hand at End of Period - Pounds

	74,880,604	58,782,698
--	------------	------------

---






REFINED SUGAR  
(Cane and Beet)

Week ended	1 9 3 1	1 9 3 0
<u>Stock on Hand at Beginning of Period - Pounds.</u>		
April 4th	96,085,979	108,171,130
" 11th	87,675,737	101,500,462
" 18th	79,847,112	93,064,740
" 25th	75,524,356	87,684,957
January 1st	136,259,989	131,883,217
<u>Manufactured - Granulated - Pounds.</u>		
April 4th	5,630,668	7,410,392
" 11th	8,336,291	5,046,479
" 18th	10,908,699	7,974,568
" 25th	12,149,635	7,930,978
Total Four Week's Period	37,025,293	28,362,417
January 1st to April 25th	143,552,200	135,699,102
<u>Manufactured - Yellow and Brown - Pounds.</u>		
April 4th	1,020,356	1,284,089
" 11th	1,043,231	1,245,918
" 18th	1,023,637	1,680,289
" 25th	2,243,628	1,081,150
Total Four Week's Period	5,330,852	5,291,446
January 1st to April 25th	21,984,370	22,246,037
<u>Total Manufactured - Pounds.</u>		
April 4th	6,651,024	8,694,481
" 11th	9,379,522	6,292,397
" 18th	11,932,336	9,654,857
" 25th	14,393,263	9,012,128
Total Four Week's Period	42,356,145	33,653,863
January 1st to April 25th	165,536,570	157,945,139
<u>Total Domestic Shipments - Pounds.</u>		
April 4th	14,857,278	14,616,405
" 11th	16,977,923	14,438,232
" 18th	16,041,381	14,270,162
" 25th	18,214,661	11,746,937
Total Four Week's Period	66,091,243	55,071,736
January 1st to April 25th	227,488,933	198,718,239





Week ended	1931	1930
------------	------	------

Shipments - Granulated - Pounds.

April 4th	13,359,646	13,424,386
" 11th	15,408,096	12,755,005
" 18th	14,845,076	13,372,545
" 25th	16,636,715	10,489,642
Total Four Week's Period	60,249,533	50,041,578
January 1st to April 25th	204,520,128	180,388,823

Shipments - Yellow and Brown - Pounds.

April 4th	1,701,620	1,940,763
" 11th	1,800,051	1,973,114
" 18th	1,410,016	1,662,095
" 25th	1,927,175	1,778,567
Total Four Week's Period	6,838,862	7,354,539
January 1st to April 25th	25,922,702	25,010,657

Total Shipments - Pounds.

April 4th	15,061,266	15,365,149
" 11th	17,208,147	14,728,119
" 18th	16,255,092	15,034,640
" 25th	18,563,890	12,268,209
Total Four Week's Period	67,088,395	57,396,117
January 1st to April 25th	230,442,830	205,399,480

Stock on Hand at End of Period - Pounds.

1931	71,353,729	1930	84,428,876
------	------------	------	------------





THE HISTORY OF THE UNITED STATES

1776

1777

1778

1779

1780

1781

1782

1783

1784

1785

1786

1787

1788

1789



IMPORTS OF RAW AND REFINED SUGAR, APRIL, 1931.  
(Compiled by the External Trade Branch)

RAW SUGAR

Countries Whence Imported	Quantity Lb.	Value \$
Australia	1,328,000	73,576
British Gulana	14,369,900	290,724
British South Africa	2,940,000	63,210
British West Indies		
Jamaica	1,746,900	33,642
Trinidad	11,308,500	225,576
Other British West Indies	1,413,700	27,922
Fiji Islands	7,952,000	259,477
Total April, 1931	41,059,000	974,127
Total April, 1930	29,468,600	744,171
Four months ended April, 1931	162,437,100	4,002,087
Four months ended April, 1930	133,320,800	3,605,330

REFINED SUGAR

Alaska	200	11
Cuba	117,500	2,971
Hong Kong	200	7
Nicaragua	120,000	3,181
United States	831,800	26,050
Total, April, 1931	1,069,700	32,220
Total, April, 1930	2,760,800	81,160
Four months ended April, 1931	1,840,000	60,944
Four months ended April, 1930	13,535,800	397,074

Sugar above No. 16 D. S. in colour when imported or purchased in bond in Canada by a recognized sugar refiner for refining purposes only.

British East Africa	14,615,800	334,916
Total April, 1931	14,615,800	334,916
Total April, 1930	829,000	19,604
Four months ended April, 1931	23,320,400	532,628
Four months ended April, 1930	40,080,100	1,191,465





EXPORTS OF CANADIAN REFINED SUGAR

Countries of Destination of Canadian Refined Sugar  
Exported during April, 1931.

(Compiled by the External Trade Branch)

Countries of Destination	A p r i l, 1 9 3 1	
	Quantity Lb.	Value \$
Bermuda	1,800	101
British Guiana	5,500	278
British Honduras	180,000	8,652
British West Indies		
Barbados	2,200	152
Jamaica	1,700	93
Trinidad	15,400	972
Other	92,600	4,055
Newfoundland	366,900	18,130
St. Pierre	22,900	1,190
Total April, 1931	689,000	33,623
Total April, 1930	1,420,200	55,354
Four months ended April, 1931	3,094,900	151,818
Four months ended April, 1930	6,865,700	294,413

