


32 013



CANADA
DEPARTMENT OF TRADE AND COMMERCE
DOMINION BUREAU OF STATISTICS
AGRICULTURAL BRANCH

Vol. 11

No. 8

CANADIAN SUGAR STATISTICS

for the four weeks period ended

AUGUST 15, 1931

Published by Authority of the Hon. H. H. Stevens, M.P.,
Minister of Trade and Commerce

◆ ◆ ◆

OTTAWA

1931

THE HISTORY OF THE
CITY OF BOSTON

FROM THE FIRST SETTLEMENT TO THE PRESENT TIME

BY NATHANIEL BENTLEY

VOLUME THE SECOND

1796

THE HISTORY OF THE
CITY OF BOSTON

FROM THE FIRST SETTLEMENT TO THE PRESENT TIME

BY NATHANIEL BENTLEY

VOLUME THE SECOND

1796

Printed by

W. D. Ticknor

at the

press of

W. D. Ticknor

at the

press of

W. D. Ticknor

at the

press of

W. D. Ticknor

at the

press of

W. D. Ticknor

at the

press of

W. D. Ticknor

at the

press of

W. D. Ticknor

at the

press of

W. D. Ticknor

at the

press of

W. D. Ticknor

at the

press of

W. D. Ticknor

at the

press of

W. D. Ticknor

at the

press of

W. D. Ticknor

at the

press of

W. D. Ticknor

at the

press of

W. D. Ticknor

at the

press of

W. D. Ticknor

at the

press of

W. D. Ticknor

at the

press of

W. D. Ticknor

at the

press of

W. D. Ticknor

at the

press of

W. D. Ticknor

at the

press of

W. D. Ticknor

at the

press of

W. D. Ticknor

at the

press of

W. D. Ticknor

at the

press of

W. D. Ticknor

at the

press of

W. D. Ticknor

at the

press of

W. D. Ticknor

at the

DEPARTMENT OF TRADE AND COMMERCE
DOMINION BUREAU OF STATISTICS
AGRICULTURAL BRANCH
OTTAWA.


(Issued September 5th. 1931.)

Dominion Statistician: R. H. Coats, B.A.; F.S.S. (Hon.); F.R.S.C.
Chief, Agricultural Branch: T. W. Grindley, Ph. D.

Sugar Report for Four Week's Period Ended August 15th. 1931.

RAW SUGAR

Week ended	1931	1930
<u>Stock on Hand at Beginning of Period - Pounds</u>		
July 25th.	110,324,907	93,594,991
August 1st.	96,431,834	101,792,764
August 8th.	95,869,302	96,192,604
August 15th.	95,072,962	103,031,670
January 1st.	108,269,371	82,707,260
<u>Receipts - Pounds.</u>		
July 25th.	9,988,410	34,847,398
August 1st.	24,916,783	20,720,838
August 8th.	24,529,258	34,311,468
August 15th.	6,572,021	14,587,130
Total Four Week's Period	66,006,472	104,466,834
January 1st. to August 15th.	483,167,593	516,906,110
<u>Meltings and Shipments - Pounds.</u>		
July 25th.	23,881,483	26,649,625
August 1st.	25,479,315	26,320,998
August 8th.	25,325,598	27,472,402
August 15th.	24,987,158	27,161,439
Total Four Week's Period	99,673,554	107,604,464
January 1st. to August 15th.	514,779,139	509,156,009
<u>Stock on Hand at End of Period - Pounds.</u>		
	76,657,825	90,457,361




-- 2 --
REFINED SUGAR.
 (Cane and Beet)

Week Ended	1931	1930
<u>Stock on Hand at Beginning of Period - Pounds</u>		
July 25th.	74,074,656	78,402,001
August 1st.	74,358,049	79,278,014
August 8th.	76,128,764	82,646,629
August 15th.	78,520,403	82,026,303
January 1st.	136,259,989	131,883,217
<u>Manufactured - Granulated - Pounds</u>		
July 25th.	23,037,049	22,316,906
August 1st.	22,515,105	22,300,859
August 8th.	21,854,282	21,613,639
August 15th.	17,472,137	24,297,573
Total Four Week's Period	84,878,573	90,528,977
January 1st. to August 15th.	436,278,016	429,484,862
<u>Manufactured - Yellow & Brown - Pounds.</u>		
July 25th.	1,954,243	2,624,853
August 1st.	2,252,830	2,646,446
August 8th.	1,952,535	2,008,173
August 15th.	832,688	1,978,146
Total Four Week's Period	6,992,296	9,257,618
January 1st. to August 15th.	52,439,856	55,218,224
<u>Total Manufactured - Pounds</u>		
July 25th.	24,991,292	24,941,759
August 1st.	24,767,935	24,947,305
August 8th.	23,806,817	23,621,812
August 15th.	18,304,825	26,275,719
Total Four Week's Period	91,870,869	99,786,595
January 1st. to August 15th.	488,717,872	484,703,086
<u>Total Domestic Shipments - Pounds.</u>		
July 25th.	24,370,339	23,740,921
August 1st.	22,755,690	21,209,852
August 8th.	20,873,827	23,747,273
August 15th.	20,342,292	20,021,161
Total Four Week's Period	88,342,148	88,719,207
January 1st. to August 15th.	541,031,861	514,803,367



Week Ended	1931	1930
<u>Shipments - Granulated - Pounds.</u>		
July 25th	23,283,391	22,360,458
August 1st.	21,742,811	20,288,466
August 8th.	19,814,856	22,544,787
August 15th.	19,350,894	18,977,415
Total Four Week's Period	84,191,952	84,171,126
January 1st. to August 15th.	496,683,371	475,175,275
<u>Shipments - Yellow and Brown - Pounds.</u>		
July 25th.	1,424,508	1,705,288
August 1st.	1,254,409	1,290,224
August 8th.	1,600,322	1,697,351
August 15th.	1,428,638	1,489,358
Total Four Week's Period	5,707,877	6,182,221
January 1st. to August 15th.	52,248,794	53,575,779
<u>Total Shipments - Pounds.</u>		
July 25th.	24,707,899	24,065,746
August 1st.	22,997,220	21,578,690
August 8th.	21,415,178	24,242,138
August 15th.	20,779,532	20,466,773
Total Four Week's Period	89,899,829	90,353,347
January 1st. to August 15th.	548,932,165	528,751,054
<u>Stock on Hand at End of Period - Pounds.</u>		
	76,045,696	37,835,249



IMPORTS OF RAW AND REFINED SUGAR, JULY, 1931.
(Compiled by External Trade Branch)

RAW SUGAR

Countries Whence Imported	Quantity Lb.	Value \$
British Guiana	15,793,600	324,452
British West Indies		
Barbados	31,555,100	652,453
Jamaica	3,664,800	75,905
Trinidad	17,832,400	363,480
Other Br. West Indies	8,227,500	200,905
San Domingo	1,905,100	24,195
Total July, 1931	78,978,500	1,641,390
Total July, 1930	117,446,400	2,760,954
Seven Months Ended July, 1931	441,606,700	10,058,969
Seven Months Ended July, 1930	419,861,100	10,590,447


REFINED SUGAR

United Kingdom	900	64
United States	102,800	2,941
British Guiana	44,700	974
Cuba	3,190,000	64,917
Czecho Slovakia	350,000	8,750
Hong Kong	200	3
Total July, 1931	3,688,600	77,649
Total July, 1930	x 4,121,400	x 122,159
Seven Months Ended July, 1931	8,825,500	224,393
Seven Months Ended July, 1930	23,766,800	712,236

Sugar above No. 16 D.S. in colour when imported or purchased in bond in Canada by a recognized sugar refiner for refining purposes only.

British South Africa	6,720,000	137,937
Total July, 1931	6,720,000	137,937
Total July, 1930	-	-
Seven Months Ended July, 1931	38,261,700	852,375
Seven Months Ended July, 1930	54,781,800	1,592,744

X Revised figures.



EXPORTS OF CANADIAN REFINED SUGAR.

Countries of Destination of Canadian Refined Sugar
exported during July, 1931
(Compiled by the External Trade Branch)

Countries of Destination	July, 1931	
	Quantity Lb.	Value \$
Bermuda	900	50
British Guiana	7,700	377
British Honduras	122,600	5,412
British West Indies		
Barbados	500	32
Jamaica	3,200	150
Trinidad	2,200	143
Other Br. West Indies	60,400	2,775
Newfoundland	730,600	34,507
St. Pierre	38,900	1,929
Total, July, 1931	967,000	45,375
Total July, 1930	1,866,700	85,110
Seven Months Ended July, 1931	6,901,600	335,262
Seven Months Ended July, 1930	12,893,400	577,628

STATISTICS CANADA LIBRARY
BIBLIOTHÈQUE STATISTIQUE CANADA



1010682568