


32 013

C-1



CANADA
DEPARTMENT OF TRADE AND COMMERCE
DOMINION BUREAU OF STATISTICS
AGRICULTURAL BRANCH

Vol. 12

No. 10

CANADIAN SUGAR STATISTICS

for the four weeks period ended

OCTOBER 8, 1932

Published by Authority of the Hon. H. H. Stevens, M.P.,
Minister of Trade and Commerce

• • •

OTTAWA

1932

THE STATE OF NEW YORK
IN SENATE
JANUARY 1870

1870

1870

REPORT OF THE

COMMISSIONERS OF THE LAND OFFICE

FOR THE YEAR 1869

ALBANY: PUBLISHED BY THE STATE PRINTING OFFICE, 1870.

DEPARTMENT OF TRADE AND COMMERCE
DOMINION BUREAU OF STATISTICS
AGRICULTURAL BRANCH
OTTAWA


(Issued October 22, 1932)

Dominion Statistician:	R. H. Coats, B.A., F.S.S.(Hon.), F.R.S.C.
Chief, Agricultural Branch:	T. W. Grindley, Ph.D.

Sugar Report for Four Week's Period ended October 8th, 1932.

R A W S U G A R

Week Ended	1 9 3 2	1 9 3 1
<u>Stock on Hand at Beginning of Period - Pounds</u>		
September 17th	77,115,758	96,149,396
" 24th	96,499,424	103,659,295
October 1st	74,841,895	82,220,684
" 8th	67,661,982	67,093,529
January 1st	98,423,253	108,269,371
<u>Receipts - Pounds</u>		
September 17th	40,374,775	25,580,422
" 24th	16,536,107	7,606,973
October 1st	18,248,832	21,130,925
" 8th		
Total Four Week's Period	75,159,764	54,318,320
January 1st to October 8th	623,015,028	645,207,508
<u>Meltings and Shipments - Pounds</u>		
September 17th	20,991,009	18,070,523
" 24th	21,657,629	21,438,611
October 1st	23,716,020	22,734,128
" 8th	25,874,546	21,711,998
Total Four Week's Period	92,239,204	83,955,260
January 1st to October 8th	661,401,963	686,964,423
<u>Stock on Hand at End of Period - Pounds</u>		
	60,036,318	66,512,456



2
REFINED SUGAR
 (Cane and Beet)


Week Ended	1932	1931
<u>Stock on Hand at Beginning of Period - Pounds</u>		
September 17th	123,889,297	82,326,117
" 24th	118,246,244	78,122,781
October 1st	114,697,702	74,551,364
" 8th	117,904,573	74,660,190
January 1st	174,985,080	136,259,989

<u>Manufactured - Granulated - Pounds</u>		
September 17th	20,212,129	16,895,990
" 24th	19,064,280	17,719,811
October 1st	26,614,149	22,202,490
" 8th	31,884,728	29,577,916
Total Four Week's Period	97,775,286	86,396,207
January 1st to October 8th	586,738,775	605,374,534

<u>Manufactured - Yellow and Brown - Pounds</u>		
September 17th	1,918,442	1,543,229
" 24th	1,854,730	1,717,971
October 1st	2,132,724	2,547,794
" 8th	2,932,190	3,979,767
Total Four Week's Period	8,838,086	9,788,761
January 1st to October 8th	69,875,412	68,934,505

<u>Total Manufactured - Pounds</u>		
September 17th	22,130,571	18,439,219
" 24th	20,919,010	19,437,782
October 1st	28,746,873	24,750,284
" 8th	34,816,918	33,557,683
Total Four Week's Period	106,613,372	96,184,968
January 1st to October 8th	656,614,187	674,309,039

<u>Total Domestic Shipments - Pounds</u>		
September 17th	25,889,110	22,083,054
" 24th	23,323,968	22,465,012
October 1st	25,110,964	23,783,834
" 8th	26,728,336	19,269,313
Total Four Week's Period	101,052,378	87,601,213
January 1st to October 8th	693,817,508	710,730,414




Week Ended		1932	1931
<u>Shipments - Granulated - Pounds</u>			
September	17th	25,038,799	20,247,734
"	24th	22,491,418	20,424,071
October	1st	23,420,050	22,186,429
"	8th	24,506,206	17,465,135
Total Four Week's Period		95,456,473	80,321,369
January 1st to October 8th		638,670,265	652,005,253

<u>Shipments - Yellow and Brown - Pounds</u>			
September	17th	2,734,825	2,394,821
"	24th	1,976,534	2,585,128
October	1st	2,119,552	2,455,029
"	8th	2,620,180	2,347,548
Total Four Week's Period		9,451,091	9,782,526
January 1st to October 8th		67,333,897	70,156,585

<u>Total Shipments - Pounds</u>			
September	17th	27,773,624	22,642,555
"	24th	24,467,952	23,009,199
October	1st	25,539,602	24,641,458
"	8th	27,126,386	19,810,683
Total Four Week's Period		104,907,564	90,103,895
January 1st to October 8th		706,004,162	722,161,838

Stock on Hand at End of Period - Pounds

125,595,105	38,407,190
-------------	------------



IMPORTS OF RAW AND REFINED SUGAR, SEPTEMBER, 1932.
(Compiled by External Trade Branch)

RAW SUGAR

Countries Whence Imported	September, 1932.	
	Quantity Lb.	Value \$
Australia	14,080,000	196,699
British Guiana	238,100	4,271
British South Africa	27,196,100	434,907
British West Indies		
Barbados	6,743,800	119,380
Jamaica	2,601,800	51,102
Trinidad	464,800	9,048
Other British West Indies	1,004,000	20,360
Fiji	5,582,900	93,092
<hr/>		
Total September, 1932	57,911,500	928,859
Total September, 1931	71,618,900	1,391,543
Nine Months ending September, 1932	577,924,500	9,519,096
Nine Months ending September, 1931	611,626,900	13,436,306

REFINED SUGAR

Great Britain	150,000	5,975
United States	101,200	4,856
Hong Kong	300	4
Barbados	44,800	829
<hr/>		
Total September, 1932	296,300	11,664
Total September, 1931	3,659,300	123,759
Nine Months ending September, 1932	2,701,000	116,917
Nine Months ending September, 1931	13,598,600	374,659

Sugar above No. 16 D.S. in colour when imported or purchased in bond in Canada by a recognized sugar refiner for refining purposes only.

Australia	7,760,800	107,568
British South Africa	16,471,500	226,955
Fiji	9,864,000	150,364
<hr/>		
Total September, 1932	34,096,300	484,887
Total September, 1931	-	-
Nine Months ending September, 1932	66,713,800	1,082,758
Nine Months ending September, 1931	53,941,700	1,174,380

THE UNIVERSITY OF CHICAGO

PHYSICS DEPARTMENT

RESEARCH REPORT

1. Introduction
2. Experimental Setup
3. Results and Discussion
4. Conclusions

5. Acknowledgments
6. References

APPENDIX A

1. Data Tables
2. Figures

3. Calculations
4. Error Analysis

5. Summary

6. Bibliography

7. Index

EXPORTS OF CANADIAN REFINED SUGAR.

Countries of Destination of Canadian Refined Sugar Exported
during September, 1932.
(Compiled by External Trade Branch)

Countries of Destination	September, 1932	
	Quantity Lb.	Value \$
Bermuda	1,100	71
British Guiana	300	13
British Honduras	61,500	2,839
British West Indies		
Barbados	700	48
Other British West Indies	8,500	400
Newfoundland	937,700	44,780
<hr/>		
Total September, 1932	1,009,800	48,151
Total September, 1931	1,295,900	63,623
Nine Months Ending September, 1932	7,242,200	345,171
Nine Months Ending September, 1931	9,921,300	483,638

STATISTICS CANADA LIBRARY
BIBLIOTHÈQUE STATISTIQUE CANADA



1010682583

1010682583
1010682583
1010682583
1010682583
1010682583

1010682583
1010682583
1010682583
1010682583