

32 013

C-1

DOMINION BUREAU
OF STATISTICS
JUN 7 1932
PROPERTY OF THE
LIBRARY

CANADA
DEPARTMENT OF TRADE AND COMMERCE
DOMINION BUREAU OF STATISTICS
AGRICULTURAL BRANCH

Vol. 12

No. 5

CANADIAN SUGAR STATISTICS

for the four weeks period ended

MAY 21, 1932



Published by Authority of the Hon. H. H. Stevens, M.P.,
Minister of Trade and Commerce

OTTAWA

1932

1870
1871
1872
1873
1874
1875
1876
1877
1878
1879
1880

1881
1882
1883
1884
1885
1886
1887
1888
1889
1890

1891
1892
1893
1894
1895
1896
1897
1898
1899
1900

1901
1902
1903
1904
1905
1906
1907
1908
1909
1910

DEPARTMENT OF TRADE AND COMMERCE
DOMINION BUREAU OF STATISTICS
AGRICULTURAL BRANCH
OTTAWA

(Issued June 6th, 1932)

Dominion Statistician:	R.H. Coats, B.A., F.S.S. (Hon.), F.R.S.C.
Chief, Agricultural Branch:	T.W. Grindley, Ph. D.

SUGAR REPORT FOR FOUR WEEK'S PERIOD ENDED MAY 21st, 1932.

RAW SUGAR

Week ended	1 9 3 2	1 9 3 1
------------	---------	---------

Stock on Hand at Beginning of Period - Pounds

April 30th	60,294,888	74,880,604
May 7th	69,458,913	67,251,310
" 14th	106,460,748	59,526,079
" 21st	104,840,241	76,229,541
January 1st	98,423,253	108,269,371

Receipts - Pounds


April 30th	68,238,202	10,932,201
May 7th	18,254,423	13,910,536
" 14th	39,984,659	37,329,304
" 21st	126,477,284	61,346,345
Total Four Week's Period	126,477,284	123,518,386
January 1st to May 21st	231,331,959	260,887,800

Meltings and Shipments - Pounds

April 30th	8,400,050	18,561,495
May 7th	13,672,292	21,635,767
" 14th	19,874,930	20,625,842
" 21st	22,619,524	20,212,959
Total Four Week's Period	64,566,796	81,036,063
January 1st to May 21st	207,549,836	251,794,244

Stock on Hand at End of Period - Pounds

122,205,376	117,362,927
-------------	-------------



REFINED SUGAR
(Cane and Beet)

Week ended	1932	1931
------------	------	------

Stock on Hand at Beginning of Period - Pounds

April 30th	109,900,812	71,353,729
May 7th	104,469,857	68,393,145
" 14th	101,405,998	72,767,879
" 21st	104,033,709	77,646,251

January 1st	174,985,060	136,259,989
-------------	-------------	-------------

Manufactured - Granulated - Pounds

April 30th	7,090,501	14,564,483
May 7th	10,445,794	17,552,533
" 14th	16,099,085	16,827,565
" 21st	19,576,245	17,235,307

Total Four Week's Period	53,211,625	66,179,890
--------------------------	------------	------------

January 1st to May 21st.	174,669,613	209,732,090
--------------------------	-------------	-------------

Manufactured - Yellow and Brown - Pounds

April 30th	1,152,848	2,428,106
May 7th	960,484	2,660,664
" 14th	1,162,459	2,995,076
" 21st	2,263,836	2,391,742

Total Four Week's Period	5,539,627	10,475,588
--------------------------	-----------	------------

January 1st to May 21st	25,409,266	32,459,958
-------------------------	------------	------------

Total Manufactured - Pounds

April 30th	8,243,349	16,992,591
May 7th	11,406,278	20,213,197
" 14th	17,261,544	19,822,641
" 21st	21,840,061	19,627,049

Total Four Week's Period	58,751,252	76,655,478
--------------------------	------------	------------


January 1st to May 21st	200,078,899	242,192,048
-------------------------	-------------	-------------

Total Domestic Shipments - Pounds

April 30th	13,598,879	19,626,187
May 7th	14,164,528	15,427,313
" 14th	14,499,748	14,655,408
" 21st	13,993,239	17,163,511

Total Four Week's Period	56,256,394	66,932,917
--------------------------	------------	------------

January 1st to May 21st.	260,815,274	294,421,850
--------------------------	-------------	-------------



Week ended	1932	1931
------------	------	------

Shipments - Granulated - Pounds

April 30th	12,322,205	17,907,356
May 7th	13,065,818	14,052,165
" 14th	12,969,513	13,051,250
" 21st	12,771,651	15,755,657

Total Four Week's Period	51,129,187	60,766,428
--------------------------	------------	------------

January 1st to May 21st.	232,117,842	265,286,556
--------------------------	-------------	-------------

Shipments - Yellow and Brown - Pounds

April 30th	1,352,099	2,045,819
May 7th	1,404,319	1,786,298
" 14th	1,664,320	1,893,009
" 21st	1,599,358	1,699,434

Total Four Week's Period	6,020,096	7,424,560
--------------------------	-----------	-----------

January 1st to May 21st.	31,443,356	33,347,262
--------------------------	------------	------------

Total Shipments - Pounds


April 30th	13,674,304	19,953,175
May 7th	14,470,137	15,838,463
" 14th	14,633,833	14,944,259
" 21st	14,371,009	17,455,091

Total Four Week's Period	57,149,283	68,190,988
--------------------------	------------	------------

January 1st to May 21st.	263,561,198	298,633,818
--------------------------	-------------	-------------

Stock on Hand at End of Period - Pounds

111,502,781	79,818,219
-------------	------------



IMPORTS OF RAW AND REFINED SUGAR, APRIL, 1932.

(Compiled by External Trade Branch)

RAW SUGAR


Countries Whence Imported	April, 1932	
	Quantity Lb.	Value \$
British Guiana	4,580,500	77,748
British West Indies		
Barbados	560,000	9,505
Jamaica	44,800	949
Trinidad	4,932,000	89,596
Other British West Indies	4,127,900	76,734
Cuba	10,994,200	76,917
Fiji	10,208,000	170,340
Total April, 1932	35,447,400	501,789
Total April, 1931	41,059,000	974,127
Four Months ended April, 1932	169,840,300	2,872,439
Four Months ended April, 1931	162,437,100	4,002,087

REFINED SUGAR

United Kingdom	1,000	49
United States	150,800	6,428
Alaska	200	10
Cuba	40,000	571
Hong Kong	300	5
Total April, 1932	192,300	7,063
Total April, 1931	1,069,700	32,220
Four Months ended April, 1932	672,600	27,744
Four Months ended April, 1931	1,840,000	60,944

Sugar above No. 16 D.S. in Colour when imported or purchased in bond in Canada by a recognized sugar refiner for refining purposes only.

Total April, 1932	-	-
Total April, 1931	14,615,800	334,916
Four Months ended April, 1932	16,215,500	367,509
Four Months ended April, 1931	23,320,400	532,628



EXPORTS OF CANADIAN REFINED SUGAR.

Countries of Destination of Canadian Refined Sugar Exported
during April, 1932.

(Compiled by External Trade Branch)

Countries of Destination	April, 1932	
	Quantity Lb.	Value \$
Bermuda	800	41
British Guiana	300	13
British Honduras	69,300	3,193
British West Indies		
Trinidad	6,700	417
Other British West Indies	7,700	362
Newfoundland	178,800	8,455
St. Pierre	10,100	501
Total April, 1932	273,700	12,982
Total April, 1931	689,000	33,623
Four Months, ended April, 1932	1,823,700	89,502
Four Months ended April, 1931	3,094,900	151,818

STATISTICS CANADA LIBRARY
BIBLIOTHÈQUE STATISTIQUE CANADA



1010682578