

32 013

C. 1

DOMINION BUREAU  
OF STATISTICS  
JUL 5 1932  
PROPERTY OF THE  
LIBRARY

CANADA  
DEPARTMENT OF TRADE AND COMMERCE  
DOMINION BUREAU OF STATISTICS  
AGRICULTURAL BRANCH

Vol. 12

No. 6

CANADIAN SUGAR STATISTICS

for the four weeks period ended

JUNE 18, 1932

\*\*\*

Published by Authority of the Hon. H. H. Stevens, M.P.,  
Minister of Trade and Commerce

\*\*\*

OTTAWA

1932

UNITED STATES  
DEPARTMENT OF JUSTICE  
FEDERAL BUREAU OF INVESTIGATION  
WASHINGTON, D. C. 20535

CONFIDENTIAL

MEMORANDUM FOR THE DIRECTOR

FROM: SAC, [illegible]

SUBJECT: [illegible]

[illegible]

[illegible]

[illegible]

[illegible]

[illegible]

[illegible]

[illegible]

DEPARTMENT OF TRADE AND COMMERCE  
DOMINION BUREAU OF STATISTICS  
AGRICULTURAL BRANCH  
OTTAWA

(Issued July 4th, 1932.)

---

Dominion Statistician:	R. H. Coats, B.A., F.S.S. (Hon.), F.R.S.C.
Chief, Agricultural Branch:	T. W. Grindley, Ph. D.

---


SUGAR REPORT FOR FOUR WEEK'S PERIOD ENDED JUNE 18th, 1932.

RAW SUGAR

---


Week ended	1932	1931
<u>Stock at Beginning of Period - Pounds</u>		
May 28th	122,205,376	117,362,927
June 4th	120,178,039	109,785,304
" 11th	143,394,900	115,600,543
" 18th	127,215,706	116,354,309
January 1st	98,423,253	108,269,371
<u>Receipts - Pounds</u>		
May 28th	13,309,405	13,483,855
June 4th	41,819,698	21,486,667
" 11th	4,625,259	15,775,592
" 18th	15,469,991	28,365,479
Total Four Week's Period	75,224,353	79,111,593
January 1st to June 18th	306,556,312	339,999,393
<u>Meltings and Shipments - Pounds</u>		
May 28th	15,336,742	21,061,478
June 4th	18,602,837	15,671,428
" 11th	20,804,453	15,021,826
" 18th	20,260,983	21,178,449
Total Four Week's Period	75,005,015	72,933,181
January 1st to June 18th	282,554,851	324,727,425
<u>Stock on Hand at End of Period - Pounds</u>		
	122,424,714	123,541,339

---




REFINED SUGAR  
(Cane and Beet)

Week ended	1 9 3 2	1 9 3 1
<u>Stock on Hand at Beginning of Period - Pounds</u>		
May 28th	111,502,781	79,818,219
June 4th	114,180,976	79,160,652
" 11th	119,264,029	80,445,313
" 18th	122,097,288	76,749,076
January 1st	174,985,080	136,259,989
<u>Manufactured - Granulated - Pounds</u>		
May 28th	12,319,895	17,571,275
June 4th	15,663,324	15,658,392
" 11th	18,355,754	13,403,858
" 18th	17,657,304	16,620,143
Total Four Week's Period	63,996,277	63,253,668
January 1st to June 18th	238,665,890	272,985,758
<u>Manufactured - Yellow and Brown - Pounds</u>		
May 28th	2,977,582	1,845,270
June 4th	3,171,743	2,188,208
" 11th	1,739,415	1,100,641
" 18th	1,836,617	972,139
Total Four Week's Period	9,725,357	6,106,258
January 1st to June 18th	35,134,643	38,566,216
<u>Total Manufactured - Pounds</u>		
May 28th	15,297,477	19,416,545
June 4th	18,835,067	17,846,600
" 11th	20,095,169	14,504,499
" 18th	19,493,921	17,592,282
Total Four Week's Period	73,721,634	69,359,926
January 1st to June 18th	273,800,533	311,551,974
<u>Total Domestic Shipments - Pounds</u>		
May 28th	12,334,762	19,898,096
June 4th	13,529,549	16,178,869
" 11th	17,153,195	17,967,539
" 18th	17,336,439	16,837,513
Total Four Week's Period	60,353,945	70,882,017
January 1st to June 18th	321,169,219	365,303,867



Week ended	1 9 3 2	1 9 3 1
<u>Total Export Shipments - Pounds</u>		
May 28th	284,520	176,016
June 4th	222,465	383,070
" 11th	103,715	233,197
" 18th	313,149	214,501
Total Four Week's Period	923,849	1,006,784
January 1st to June 18th	3,669,773	5,218,752
<u>Shipments - Granulated - Pounds</u>		
May 28th	11,305,981	18,002,090
June 4th	12,461,419	15,186,984
" 11th	15,586,999	16,589,393
" 18th	16,048,485	15,616,069
Total Four Week's Period	55,402,884	65,394,536
January 1st to June 18th	287,520,726	330,681,092
<u>Shipments - Yellow and Brown - Pounds</u>		
May 28th	1,313,301	2,072,022
June 4th	1,290,595	1,374,955
" 11th	1,674,911	1,611,343
" 18th	1,601,103	1,435,945
Total Four Week's Period	5,879,910	6,494,265
January 1st to June 18th	37,323,266	39,841,527
<u>Total Shipments - Pounds</u>		
May 28th	12,619,282	20,074,112
June 4th	13,752,014	16,561,939
" 11th	17,261,910	18,200,736
" 18th	17,649,588	17,052,014
Total Four Week's Period	61,282,794	71,888,801
January 1st to June 18th	324,843,992	370,522,619
<u>Stock on Hand at End of Period - Pounds</u>		
	123,941,621	77,289,344





IMPORTS OF RAW AND REFINED SUGAR, MAY, 1932.  
(Compiled by External Trade Branch)

RAW SUGAR

Countries Whence Imported	May, 1932	
	Quantity Lb.	Value \$
British Guiana	10,010,000	177,823
British West Indies		
Barbados	35,267,600	663,445
Jamaica	5,111,100	93,052
Trinidad	24,339,600	472,468
Other British West Indies	5,991,000	116,989
Cuba	11,941,600	105,526
Fiji	30,600	959
San Domingo	5,880,000	55,688
Total May, 1932	98,571,500	1,685,950
Total May, 1931	x 144,866,300	3,260,232
Five Months ended May, 1932	268,411,800	4,558,389
Five Months ended May, 1931	x 307,303,400	7,262,719

REFINED SUGAR

United Kingdom	200,900	7,955
United States	82,600	3,271
Porto Rica	100	4
Trinidad	900	29
Hong Kong	400	11
Total May, 1932	284,900	11,270
Total May, 1931	681,500	22,820
Five Months ended May, 1932	957,500	39,014
Five Months ended May, 1931	2,521,500	83,764

Sugar above No. 16 D.S. in colour when imported or purchased in bond in Canada by a recognized sugar refiner for refining purposes only.

Total May, 1932	-	-
Total May, 1931	x 7,280,300	158,823
Five Months ended May, 1932	16,215,500	367,509
Five Months ended May, 1931	x 30,600,700	691,451

x Revised figures.



EXPORTS OF CANADIAN REFINED SUGAR

Countries of Destination of Canadian Refined Sugar Exported  
during May, 1932.

(Compiled by External Trade Branch)

Countries of Destination	May, 1932	
	Quantity Lb.	Value \$
United States	200	10
Bermuda	700	48
British Guiana	7,000	336
British Honduras	117,800	5,395
British West Indies		
Barbados	1,800	113
Trinidad	4,800	296
Other British West Indies	25,300	1,188
Dutch West Indies	500	23
Newfoundland	768,400	35,683
Total May, 1932	926,500	43,092
Total May, 1931	1,494,600	72,594
Five Months ended May, 1932	2,750,200	132,594
Five Months ended May, 1931	4,589,500	224,412

STATISTICS CANADA LIBRARY  
BIBLIOTHÈQUE STATISTIQUE CANADA



1010682579