


32 013



e-1

CANADA
DEPARTMENT OF TRADE AND COMMERCE
DOMINION BUREAU OF STATISTICS
AGRICULTURAL BRANCH

Vol. 12

No. 7

CANADIAN SUGAR STATISTICS

for the four weeks period ended

JULY 16, 1932

Published by Authority of the Hon. H. H. Stevens, M.P.,
Minister of Trade and Commerce

OTTAWA

1932

DEPARTMENT OF TRADE AND COMMERCE
DOMINION BUREAU OF STATISTICS
AGRICULTURAL BRANCH
OTTAWA


(Issued August 8, 1932)

Dominion Statistician:	R. H. Coats, B.A., F.S.S. (Hon.), F.R.S.C.
Chief, Agricultural Branch:	T. W. Grindley, Ph.D.

Sugar Report for Four Week's Period Ended July 16th, 1932.

R A W S U G A R

Week Ended	1932	1931
<u>Stock at Beginning of Period - Pounds.</u>		
June 25th	122,424,714	123,541,339
July 2nd	137,500,259	113,331,366
" 9th	134,543,586	93,417,311
" 16th	128,423,313	112,768,362
January 1st	98,423,253	108,269,371
<u>Receipts - Pounds.</u>		
June 25th	40,410,350	11,899,552
July 2nd	15,031,463	993,813
" 9th	20,973,543	42,533,676
" 16th	9,014,540	21,734,687
Total Four Week's Period	85,434,896	77,161,728
January 1st to July 16th	391,991,208	417,161,121
<u>Meltings and Shipments - Pounds.</u>		
June 25th	25,334,805	22,109,525
July 2nd	17,938,136	20,907,868
" 9th	27,093,811	23,182,625
" 16th	26,786,366	24,178,142
Total Four Week's Period	97,203,628	90,378,160
January 1st to July 16th	379,733,459	415,105,585
<u>Stock on Hand at End of Period - Pounds.</u>		
	110,655,992	110,324,907



- 2 -
REFINED SUGAR
(Cane and Beet)

Week Ended	1932	1931
<u>Stock on Hand at Beginning of Period - Pounds.</u>		
June 25th	123,941,621	77,289,344
July 2nd	127,164,029	77,232,112
" 9th	126,846,750	74,553,841
" 16th	117,471,741	74,488,188
January 1st	174,985,080	136,259,989
<u>Manufactured - Granulated - Pounds.</u>		
June 25th	21,022,836	19,143,115
July 2nd	17,384,962	15,421,822
" 9th	24,158,867	21,510,205
" 16th	22,423,206	22,338,513
Total Four Week's Period	84,989,871	78,413,685
January 1st to July 16th	323,655,761	351,399,443
<u>Manufactured - Yellow and Brown - Pounds.</u>		
June 25th	1,907,293	1,592,650
July 2nd	1,468,116	2,183,325
" 9th	2,190,956	1,691,433
" 16th	2,026,828	1,413,936
Total Four Week's Period	7,593,293	6,881,344
January 1st to July 16th	42,727,816	45,447,560
<u>Total Manufactured - Pounds.</u>		
June 25th	22,930,129	20,735,765
July 2nd	18,853,078	17,605,147
" 9th	26,349,823	23,201,638
" 16th	24,450,074	23,752,479
Total Four Week's Period	92,583,064	85,295,029
January 1st to July 16th	366,383,597	396,847,003
<u>Total Domestic Shipments - Pounds.</u>		
June 25th	19,620,786	20,592,932
July 2nd	18,875,077	19,955,580
" 9th	35,473,126	22,929,473
" 16th	33,407,835	23,907,861
Total Four Week's Period	107,376,824	87,385,846
January 1st to July 16th	428,546,043	452,689,713

Week Ended	1932	1931
------------	------	------

Shipments - Granulated - Pounds.

June 25th	18,171,948	19,246,970
July 2nd	17,732,616	18,399,936
" 9th	33,452,580	21,582,019
" 16th	31,628,885	22,581,402
Total Four Week's Period	100,986,029	81,810,327
January 1st to July 16th	388,506,755	412,491,419

Shipments - Yellow and Brown - Pounds.


June 25th	1,535,773	1,546,027
July 2nd	1,437,741	1,883,482
" 9th	2,272,252	1,685,272
" 16th	2,044,950	1,584,609
Total Four Week's Period	7,290,716	6,699,390
January 1st to July 16th	24,613,982	46,540,917

Total Shipments - Pounds.

June 25th	19,707,721	20,792,997
July 2nd	19,170,357	20,283,418
" 9th	35,724,832	23,267,291
" 16th	33,673,835	24,166,011
Total Four Week's Period	108,276,745	88,509,717
January 1st to July 16th	433,120,737	459,032,336

Stock on Hand at End of Period - Pounds.

	108,247,940	74,074,656
--	-------------	------------



IMPORTS OF RAW AND REFINED SUGAR, JUNE, 1932.

(Compiled by External Trade Branch)

RAW SUGAR

Countries Whence Imported

June, 1932

	Quantity Lb.	Value \$
British Guiana	9,445,500	168,316
British West Indies		
Barbados	16,553,100	301,071
Jamaica	1,937,600	28,581
Trinidad	8,580,100	164,359
Other British West Indies	7,324,600	145,587
Cuba	11,759,900	93,506
San Domingo	1,273,500	8,901
Total June, 1932	56,874,300	910,321
Total June, 1931	55,324,800	1,155,260
Six Months ended June, 1932	325,286,100	5,468,710
Six Months ended June, 1931	362,628,200	8,417,579

REFINED SUGAR

United Kingdom	601,800	15,108
United States	150,500	6,295
Barbados	200	8
Newfoundland	500	30
Total June, 1932	753,000	21,441
Total June, 1931	2,615,400	62,980
Six Months Ended June, 1932	1,710,500	60,455
Six Months Ended June, 1931	5,136,900	146,744

Sugar above No. 16 D.S. in colour when imported or purchased in bond in Canada by a recognized sugar refiner for refining purposes only.

Total June, 1932	-	-
Total June, 1931	941,000	22,987
Six Months Ended June, 1932	16,215,500	367,509
Six Months Ended June, 1931	31,541,700	714,438

EXPORTS OF CANADIAN REFINED SUGAR

Countries of Destination of Canadian Refined Sugar
exported during June, 1932.


(Compiled by External Trade Branch)

Countries of Destination

June, 1932

	Quantity Lb.	Value \$
Bermuda	1,700	74
British Guiana	1,200	54
British Honduras	200	10
British West Indies		
Barbados	10,300	654
Jamaica	-	-
Trinidad	4,200	244
Other British West Indies	16,400	771
Dutch West Indies	500	23
Newfoundland	894,400	41,666
St. Pierre	11,000	548
<hr/>		
Total June, 1932	939,900	44,044
Total June, 1931	1,345,100	65,475
Six Months ended June, 1932	3,690,100	176,630
Six Months ended June, 1931	5,934,600	289,887

STATISTICS CANADA LIBRARY
BIBLIOTHÈQUE STATISTIQUE CANADA



1010682580

1010682580

1010682580

1010682580

1010682580

1010682580

1010682580

1010682580

1010682580

1010682580

1010682580

1010682580

1010682580

1010682580

1010682580

1010682580

1010682580

1010682580

1010682580

1010682580

1010682580

1010682580

1010682580

1010682580

1010682580

1010682580

1010682580

1010682580

1010682580

1010682580

1010682580

1010682580

1010682580

1010682580