

32 013

2-1
DOMINION BUREAU
OF STATISTICS
AUG 25 1932
PROPERTY OF THE
LIBRARY.

CANADA

DEPARTMENT OF TRADE AND COMMERCE

DOMINION BUREAU OF STATISTICS

AGRICULTURAL BRANCH

Vol. 12

No. 8

CANADIAN SUGAR STATISTICS

for the four weeks period ended

AUGUST 13, 1932

♦ ♦ ♦

Published by Authority of the Hon. H. H. Stevens, M.P.,

Minister of Trade and Commerce

♦ ♦ ♦

OTTAWA

1932

1870

1870
1870
1870
1870

DEPARTMENT OF TRADE AND COMMERCE
DOMINION BUREAU OF STATISTICS
AGRICULTURAL BRANCH
OTTAWA

(Issued August 25th 1932).

Dominion Statistician: R. H. Coats, B.A., F.S.S. (Hon.), F.R.S.C.
Chief, Agricultural Branch: T. W. Grindley, Ph.D.

Sugar Report for Four Week's Period Ended August 13th, 1932.

R A W S U G A R


Week Ended	1932	1931
<u>Stock on Hand at Beginning of Period - Pounds</u>		
July 23rd	110,655,992	110,324,907
" 30th	100,337,319	96,431,834
August 6th	74,450,572	95,869,302
" 13th	52,223,979	95,072,962
January 1st	98,423,253	108,269,571

<u>Receipts - Pounds</u>		
July 23rd	9,988,410	9,988,410
" 30th	13,090,770	24,916,783
August 6th	17,027,496	24,529,258
" 13th	6,572,021	6,572,021
Total Four Week's Period	35,121,266	66,006,472
January 1st to August 13th	427,112,474	483,167,593

<u>Meltings and Shipments - Pounds</u>		
July 25th	26,866,843	23,881,485
" 30th	27,432,347	25,479,315
August 6th	24,914,593	25,325,598
" 13th	28,074,289	24,987,158
Total Four Week's Period	107,288,072	99,673,554
January 1st to August 13th	487,046,541	514,779,139


Stock on Hand at End of Period - Pounds

38,489,186 76,657,825



- 2 -
REFINED SUGAR
 (Cane and Beet).

Week Ended	1932	1931
<u>Stock on Hand at Beginning of Period - Pounds</u>		
July 23rd	106,247,940	74,074,656
" 30th	108,466,802	74,358,049
August 6th	114,666,710	76,128,764
" 13th	120,069,780	78,520,403
January 1st	174,985,080	136,259,989
<u>Manufactured - Granulated - Pounds</u>		
July 23rd	23,327,553	23,037,049
" 30th	23,458,320	22,515,105
August 6th	21,447,029	21,854,282
" 13th	23,367,338	17,472,137
Total Four Week's Period	91,620,290	84,878,573
January 1st to August 13th	415,276,051	436,278,016
<u>Manufactured - Yellow and Brown - Pounds</u>		
July 23rd	1,684,027	1,954,243
" 30th	3,074,969	2,252,830
August 6th	2,990,649	1,952,535
" 13th	2,330,810	832,688
Total Four Week's Period	10,079,955	6,992,296
January 1st to August 13th	52,807,791	52,439,816
<u>Total Manufactured - Pounds</u>		
July 23rd	25,011,580	24,991,292
" 30th	26,533,239	24,767,935
August 6th	24,437,678	23,806,817
" 13th	25,717,698	18,304,825
Total Four Week's Period	101,700,245	91,870,869
January 1st to August 13th	468,083,842	488,717,872
<u>Total Domestic Shipments - Pounds</u>		
July 23rd	24,459,508	24,370,339
" 30th	19,999,139	22,755,690
August 6th	18,533,021	20,373,827
" 13th	21,516,778	20,342,292
Total Four Week's Period	84,478,436	88,342,148
January 1st to August 13th	513,024,479	541,031,861




Week Ended	1932	1931
<u>Shipments - Granulated - Pounds</u>		
July 23rd	23,154,884	23,283,391
" 30th	19,006,746	21,742,811
August 6th	17,775,072	19,814,856
" 13th	19,925,456	19,350,894
Total Four Week's Period	79,862,158	84,191,952
January 1st to August 13th	468,368,913	496,683,371

<u>Shipments - Yellow and Brown - Pounds</u>		
July 23rd	1,617,834	1,424,508
" 30th	1,346,635	1,254,409
August 6th	1,259,836	1,600,322
" 13th	1,782,261	1,428,638
Total Four Week's Period	6,006,566	5,707,877
January 1st to August 13th	50,620,548	52,248,794

<u>Total Shipments - Pounds</u>		
July 23rd	24,772,718	24,707,899
" 30th	20,353,381	22,997,220
August 6th	19,034,908	21,415,178
" 13th	21,707,717	20,779,532
Total Four Week's Period	85,868,724	89,899,829
January 1st to August 13th	518,989,461	548,932,165

Stock on Hand at End of Period - Pounds.

	124,079,461	76,045,696
--	-------------	------------



IMPORTS OF RAW AND REFINED SUGAR, JULY, 1932.
(Compiled by External Trade Branch)

RAW SUGAR


Countries Whence Imported	July, 1932.	
	Quantity Lb.	Value \$
British Guiana	20,031,400	330,278
British West Indies		
Barbados	10,822,100	194,299
Jamaica	22,365,200	367,277
Trinidad	24,326,600	427,221
Other British West Indies	7,894,900	137,541
Cuba	6,921,500	60,995
Fiji	3,480,000	54,000
<hr/>		
Total July, 1932	95,841,700	1,571,611
Total July, 1931	78,978,500	1,647,390
Seven Months ended July, 1932	421,127,800	7,040,321
Seven Months ended July, 1931	441,606,700	10,058,960

REFINED SUGAR

Great Britain	-	6,293
United States	151,900	7,150
Cuba	-	448
Hong Kong	700	20
<hr/>		
Total July, 1932	152,600	13,911
Total July, 1931	3,688,600	77,649
Seven Months ended July, 1932	1,863,100	74,366
Seven Months ended July, 1931	8,825,500	224,393

Sugar above No. 16 D.S. in colour when imported or purchased in bond in Canada by a recognized sugar refiner for refining purposes only.

Total July, 1932	-	-
Total July, 1931	6,720,000	137,937
Seven Months ended July, 1932	16,215,500	367,509
Seven Months ended July, 1931	38,261,700	852,375



EXPORTS OF CANADIAN REFINED SUGAR

Countries of Destination of Canadian Refined Sugar exported
during July, 1932.

(Compiled by External Trade Branch)

Countries of Destination	July, 1932.	
	Quantity Lb.	Value \$
Bermuda	100	6
British Guiana	10,100	476
British Honduras	105,500	4,840
British West Indies		
Barbados	2,600	162
Jamaica	-	-
Trinidad	8,000	508
Other British West Indies	17,300	835
Newfoundland	656,000	31,344
St. Pierre	2,600	124
Total July, 1932	802,200	38,295
Total July, 1931	967,000	45,375
Seven Months ended July, 1932	4,492,300	214,933
Seven Months ended July, 1931	6,901,600	335,262

STATISTICS CANADA LIBRARY
BIBLIOTHÈQUE STATISTIQUE CANADA



1010682581