


32 013



CANADA
DEPARTMENT OF TRADE AND COMMERCE
DOMINION BUREAU OF STATISTICS
AGRICULTURAL BRANCH

Vol. 12

No. 9

CANADIAN SUGAR STATISTICS

for the four weeks period ended

SEPTEMBER 10, 1932

Published by Authority of the Hon. H. H. Stevens, M.P.
Minister of Trade and Commerce

OTTAWA

1932

CANADA
DEPARTMENT OF TRADE AND COMMERCE
DOMINION BUREAU OF STATISTICS
AGRICULTURAL BRANCH

No. 2

Vol. 12

CANADIAN SUGAR STATISTICS

for the four weeks period ended

SEPTEMBER 10, 1913

Published by authority of the Hon. H. H. Stevens, M.P.
Minister of Trade and Commerce

OTTAWA

1913

DEPARTMENT OF TRADE AND COMMERCE
DOMINION BUREAU OF STATISTICS
AGRICULTURAL BRANCH
OTTAWA

(Issued September 24, 1932).

Dominion Statistician: R. H. Coats, B.A., F.S.S. (Hon.), F.R.S.C.
Chief, Agricultural Branch: T. W. Grindley, Ph.D.


Sugar Report for Four Week's Period Ended September 10th, 1932.

R A W S U G A R

Week Ended		1932	1931
<u>Stock on Hand at Beginning of Period - Pounds</u>			
August	20th	38,489,186	76,657,825
"	27th	50,729,871	75,400,996
September	3rd	64,263,938	81,858,933
"	10th	68,068,189	98,996,361
January	1st	98,423,253	108,269,371
<u>Receipts - Pounds</u>			
August	20th	35,491,241	25,281,135
"	27th	34,245,133	25,756,281
September	3rd	23,570,006	39,338,200
"	10th	27,436,410	17,345,979
Total Four Week's Period		120,742,790	107,721,595
January 1st to September 10th		547,855,264	590,889,188
<u>Meltings and Shipments - Pounds</u>			
August	20th	23,250,556	26,537,964
"	27th	20,711,066	19,298,344
September	3rd	19,765,755	22,200,772
"	10th	18,388,341	20,192,944
Total Four Week's Period		82,116,218	88,920,024
January 1st to September 10th		569,162,759	603,009,163


Stock on Hand at End of Period - Pounds

77,115,758 96,149,396



REFINED SUGAR
(Cane and Beet)

Week Ended		1932	1931
<u>Stock on Hand at Beginning of Period - Pounds</u>			
August	20th	124,079,461	76,045,696
"	27th	126,907,148	85,575,108
September	3rd	125,073,013	86,573,357
"	10th	126,587,960	85,045,670
January	1st	174,985,080	136,259,989
<u>Manufactured - Granulated - Pounds</u>			
August	20th	23,241,538	30,095,368
"	27th	16,903,096	17,150,541
September	3rd	17,922,199	18,327,778
"	10th	15,620,555	17,126,624
Total Four Week's Period		73,687,438	82,700,311
January 1st. to September 10th		488,963,489	518,979,327
<u>Manufactured - Yellow and Brown - Pounds</u>			
August	20th	1,848,194	1,273,039
"	27th	2,138,378	2,601,400
September,	3rd	2,882,537	1,546,999
"	10th	1,360,426	1,284,450
Total Four Week's Period		8,229,535	6,705,888
January 1st. to September 10th		61,037,526	59,145,744
<u>Total Manufactured - Pounds</u>			
August	20th	25,089,782	31,368,407
"	27th	19,041,474	19,751,941
September	3rd	20,804,736	19,874,777
"	10th	16,980,981	18,411,074
Total Four Week's Period		81,916,973	89,406,199
January 1st to September 10th		550,000,815	578,124,071
<u>Total Domestic Shipments - Pounds</u>			
August	20th	21,599,626	21,598,855
"	27th	20,225,443	18,324,559
September,	3rd	18,538,769	21,181,899
"	10th	19,376,813	20,992,027
Total Four Week's Period		79,740,651	82,097,340
January 1st to September 10th		592,765,130	623,129,201



Week Ended	1932	1931
------------	------	------

Shipments - Granulated - Pounds

August	20th	20,617,830	19,804,920
"	27th	19,064,091	16,974,962
September	3rd	17,516,131	19,334,645
"	10th	17,646,777	18,881,986

Total Four Week's Period	74,844,879	75,000,513
--------------------------	------------	------------

January 1st to September 10th	543,213,792	571,663,884
-------------------------------	-------------	-------------

Shipments - Yellow and Brown - Pounds

August	20th	1,644,213	2,034,075
"	27th	1,811,513	1,774,730
September	3rd	1,773,663	2,067,819
"	10th	2,032,867	2,248,641

Total Four Week's Period	7,262,258	8,125,265
--------------------------	-----------	-----------

January 1st. to September 10th	57,882,806	60,374,059
--------------------------------	------------	------------

Total Shipments - Pounds

August	20th	22,262,095	21,838,995
"	27th	20,875,604	18,753,692
September	3rd	19,289,794	21,402,464
"	10th	19,679,644	21,130,627


Total Four Week's Period	82,107,137	83,125,778
--------------------------	------------	------------

January 1st. to September 10th	601,096,598	632,057,943
--------------------------------	-------------	-------------

Stock on Hand at End of Period - Pounds

	123,889,297	82,326,117
--	-------------	------------

M.



IMPORTS OF RAW AND REFINED SUGAR, AUGUST, 1932.
(Compiled by External Trade Branch)

RAW SUGAR


Countries Whence Imported	August, 1932.	
	Quantity Lb.	Value \$
British Guiana	10,939,900	197,436
British South Africa	20,810,800	298,449
British West Indies		
Barbados	14,919,900	260,409
Jamaica	24,372,700	392,990
Trinidad	5,309,700	96,218
Other British West Indies	448,000	8,109
Fiji	16,819,500	259,584
San Domingo	5,264,700	36,721
<hr/>		
Total August, 1932	98,885,200	1,549,916
Total August, 1931	98,401,300	1,985,794
Eight Months ended August, 1932	520,013,000	8,590,237
Eight Months ended August, 1931	540,008,000	12,044,763

REFINED SUGAR

Great Britain	500,000	19,100
United States	40,900	1,683
Czechoslovakia	-	10,080
Hong Kong	700	19
<hr/>		
Total August, 1932	541,600	30,887
Total August, 1931	1,113,800	26,507
Eight Months ended August, 1932	2,404,700	105,253
Eight Months ended August, 1931	9,939,300	250,900

Sugar above No. 16 D.S. in colour when imported or purchased in bond in Canada by a recognized sugar refiner for refining purposes only.

Australia	3,840,000	53,237
British South Africa	12,562,000	177,125
<hr/>		
Total August, 1932	16,402,000	230,362
Total August, 1931	15,630,000	322,005
Eight Months ended August, 1932	32,617,500	597,371
Eight Months ended August, 1931	53,641,700	1,174,380



EXPORTS OF CANADIAN REFINED SUGAR.

Countries of Destination of Canadian Refined Sugar exported
during August, 1932.
(Compiled by External Trade Branch)

Countries of Destination	August, 1932.	
	Quantity Lb.	Value \$
United States	300	17
Bermuda	1,400	75
British Guiana	2,900	150
British Honduras	81,000	3,733
British West Indies		
Barbados	600	32
Jamaica	-	-
Trinidad	9,100	546
Other British West Indies	9,000	415
Newfoundland	1,563,600	73,686
St. Pierre	72,200	3,433
Total August, 1932	1,740,100	82,087
Total August, 1931	1,723,800	84,753
Eight Months ended August, 1932	6,232,400	297,020
Eight Months ended August, 1931	8,625,400	420,015

M.

STATISTICS CANADA LIBRARY
BIBLIOTHÈQUE STATISTIQUE CANADA



1010682582