

82 013

CANADA
DEPARTMENT OF TRADE AND COMMERCE
DOMINION BUREAU OF STATISTICS
AGRICULTURAL BRANCH



Vol. 13

No. 2

CANADIAN SUGAR STATISTICS

for the four weeks period ending

FEBRUARY 25, 1933


+++

Published by Authority of the Hon. H.H. Stevens, M.P.,
Minister of Trade and Commerce

+++

OTTAWA

1933



DEPARTMENT OF TRADE AND COMMERCE
DOMINION BUREAU OF STATISTICS
AGRICULTURAL BRANCH
OTTAWA.


(Issued March 11, 1933)

Dominion Statistician: R. H. Coats, B.A., F.S.S. (Hon.), F.R.S.C.
Chief, Agricultural Branch, T.W. Grindley, Ph. D.

Sugar Report for Four Week's Period ending February 25, 1933


RAW SUGAR

Week ending	1933	1932
<u>Stock on Hand at Beginning of Period - Pounds</u>		
February 4	101,897,679	102,649,978
" 11	98,677,839	98,300,449
" 18	100,671,576	94,302,159
" 25	116,831,201	90,754,740
January 1	109,232,138	98,423,253
<u>Receipts - Pounds</u>		
February 4	8,033,584	1,568,091
" 11	21,291,933	7,070,561
" 18		
" 25		
Total Four Week's Period	29,325,517	8,638,652
January 1 to February 25	40,757,687	40,837,891
<u>Meltings and Shipments - Pounds</u>		
February 4	4,339,840	5,021,620
" 11	4,919,847	4,894,290
" 18	4,884,180	6,919,747
" 25	4,897,540	10,618,673
Total Four Week's Period	19,041,407	27,454,330
January 1 to February 25	37,808,036	55,426,844
<u>Stock on Hand at End of Period - Pounds</u>		
	112,181,789	83,834,300



REFINED SUGAR
(Cane and Beet)

Week ending	1 9 3 3	1 9 3 2
<u>Stock on Hand at Beginning of Period - Pounds</u>		
February 4	173,160,633	155,110,491
" 11	167,224,359	148,585,873
" 18	159,197,083	140,034,282
" 25	151,659,839	132,762,170
January 1	194,557,820	174,985,080
<u>Manufactured - Granulated - Pounds</u>		
February 4	4,401,677	4,051,876
" 11	4,223,283	4,147,177
" 18	3,992,967	4,676,184
" 25	4,185,495	9,764,657
Total Four Week's Period	16,803,422	22,639,894
January 1 to February 25	41,042,600	46,851,343
<u>Manufactured - Yellow and Brown - Pounds.</u>		
February 4	731,874	570,091
" 11	876,836	705,312
" 18	992,498	917,500
" 25	942,479	847,834
Total Four Week's Period	3,543,687	3,040,737
January 1 to February 25	6,607,642	6,720,577
<u>Total Manufactured - Pounds.</u>		
February 4	5,133,551	4,621,967
" 11	5,100,119	4,852,489
" 18	4,985,465	5,593,684
" 25	5,127,974	10,612,491
Total Four Week's Period	20,347,109	25,680,631
January 1 to February 25	47,650,242	53,571,920
<u>Total Domestic Shipments - Pounds</u>		
February 4	10,972,300	11,118,285
" 11	13,060,482	13,163,855
" 18	12,343,959	12,855,586
" 25	13,372,238	12,083,411
Total Four Week's Period	49,748,979	49,221,137
January 1 to February 25	98,012,149	96,491,246



Week ending	1933	1932
-------------	------	------

Shipments - Granulated - Pounds

February 4	9,727,574	9,588,584
" 11	11,385,984	11,827,876
" 18	10,878,301	11,357,641
" 25	11,722,949	10,917,225
Total Four Week's Period	43,714,808	43,691,326
January 1 to February 25	87,164,238	86,129,856

Shipments - Yellow and Brown - Pounds


February 4	1,342,251	1,558,001
" 11	1,741,411	1,576,204
" 18	1,644,408	1,508,155
" 25	1,720,049	1,412,991
Total Four Week's Period	6,448,119	6,055,351
January 1 to February 25	11,699,009	11,382,699

Total Shipments - Pounds

February 4	11,069,825	11,146,585
" 11	13,127,395	13,404,080
" 18	12,522,709	12,865,796
" 25	13,442,998	12,330,216
Total Four Week's Period	50,162,927	49,746,677
January 1 to February 25	98,863,247	97,512,555

Stock on Hand at End of Period - Pounds

1933	1932
143,344,815	131,044,445



IMPORTS OF RAW AND REFINED SUGAR, JANUARY, 1933.
(Compiled by External Trade Branch)

RAW SUGAR


Countries Whence Imported	Quantity Lb.	Value \$
British Guiana	5,961,100	94,035
British South Africa	2,648,700	46,374
Jamaica	5,600	84
Fiji	6,500	111
Total January 1933	8,621,900	140,604
Total January 1932	11,985,700	215,028

REFINED SUGAR

United Kingdom	200	4
United States	206,100	8,842
Total January 1933	206,300	8,846
Total January 1932	101,300	5,103

Sugar above No.16 D.S. in colour when imported or purchased in bond in Canada by a recognized Sugar Refiner for refining purposes only.

Australia	1,830,000	29,904
British South Africa	2,755,100	48,993
Cuba	656,000	6,711
Fiji	5,195,500	86,234
Total January 1933	10,436,600	171,842
Total January 1932	-	-



EXPORTS OF CANADIAN REFINED SUGAR.

Countries of Destination of Canadian Refined Sugar
 exported during January, 1933
 (Compiled by External Trade Branch)

Countries of Destination	January, 1933	
	Quantity Lb.	Value \$
Bermuda	3,400	182
British Guiana	2,300	106
British Honduras	48,900	2,160
British West Indies		
Barbados	6,100	381
Jamaica	-	-
Trinidad	8,000	446
Other British West Indies	10,200	484
Newfoundland	263,400	11,843
St. Pierre	28,700	1,432
Total January, 1933	371,000	17,034
Total January, 1932	493,500	24,442

STATISTICS CANADA LIBRARY
BIBLIOTHÈQUE STATISTIQUE CANADA



1010766377