

32-013  
1923  
July 14  
c. 1

32 013

C A N A D A  
DOMINION BUREAU OF STATISTICS  
INTERNAL TRADE BRANCH

CANADIAN SUGAR STATISTICS

for the four weeks period ended

JULY 14, 1923


-----+ + +-----

Published by Authority of the Hon. J.A. Robb, M. P.,  
Minister of Trade and Commerce.

+ + +

OTTAWA

1923



DOMINION BUREAU OF STATISTICS

INTERNAL TRADE BRANCH,

OTTAWA.

(Issued August 8th, 1923)

Dominion Statistician, R. H. Coats, B.A., F.S.S., F.R.S.C.  
 Chief, Internal Trade Branch, F.J. Horning, B.A., F.S.S.


Sugar Report for Four Week Period Ended July 14th, 1923.

RAW SUGAR.

Week Ended	1923	1922
	<u>Stock on Hand Beginning of Period - Pounds.</u>	
June 23rd.	89,646,142	89,047,953
" 30th.	92,178,899	83,125,056
July 7th.	77,418,153	71,220,664
" 14th.	78,255,518	69,218,427
January 1st.	35,576,961	14,055,765

	<u>Receipts - Pounds</u>	
June 23rd.	27,731,990	29,451,707
" 30th.	10,143,604	20,238,508
July 7th.	17,245,261	29,171,139
" 14th.	18,708,660	26,898,026
Total Four Week Period	73,830,515	105,759,580
January 1st. to July 14th.	571,820,036	772,556,065

	<u>Meltings and Shipments - Pounds</u>	
June 23rd.	25,199,233	35,374,604
" 30th.	24,904,345	32,143,100
July 7th.	16,378,901	31,173,376
" 14th.	15,257,640	34,437,455
Total Four Week Period	81,740,119	133,128,535
January 1st to July 14th.	525,660,459	724,932,832
Stock on Hand at end of Period	81,736,538	61,678,998




REFINED SUGAR

Week Ended	1923	1922
	<u>Stock on Hand at Beginning of Period - Pounds.</u>	
June 23rd.	69,394,064	60,396,415
" 30th.	76,778,499	61,471,075
July 7th.	78,984,425	42,746,310
" 14th.	78,701,292	46,237,285
January 1st.	73,633,433	43,460,234

	<u>Manufactured - Granulated - Pounds.</u>	
June 23rd.	22,348,064	29,280,408
" 30th.	22,781,381	26,293,175
July 7th.	14,225,883	30,086,503
" 14th.	13,450,410	27,802,842
Total Four Week Period.	72,805,738	113,462,928
January 1st. to July 14th.	441,967,462	611,992,347

	<u>Manufactured - Yellow and Brown - Pounds.</u>	
June 23rd.	1,692,527	4,009,697
" 30th.	2,194,408	2,994,542
July 7th.	1,649,413	2,584,090
" 14th.	1,145,296	3,215,006
Total Four Week Period	6,681,644	12,803,335
January 1st. to July 14th.	45,063,440	73,148,017

	<u>Total Manufactured - Pounds.</u>	
June 23rd.	24,040,591	33,290,105
" 30th.	24,975,789	29,287,717
July 7th.	15,875,296	32,670,593
" 14th.	14,595,706	31,017,848
Total Four Week Period	79,487,382	126,266,263
January 1st. to July 14th.	487,030,902	685,140,364



Week Ended	1923	1922
<u>Domestic Shipments - Granulated - Pounds.</u>		
June 23rd.	12,556,306	23,827,243
" 30th.	18,376,647	24,165,531
July 7th.	14,652,683	21,346,616
" 14th.	16,495,458	20,086,480
Total Four Week Period	62,081,094	89,425,870

January 1st. to July 14th.	328,991,049	411,389,927
----------------------------	-------------	-------------

<u>Domestic Shipments - Yellow &amp; Brown - Pounds.</u>		
June 23rd.	1,496,068	2,776,410
" 30th.	1,596,777	2,424,120
July 7th.	1,373,716	1,802,411
" 14th.	1,455,231	1,614,432
Total Four Week Period	5,921,792	8,617,373

January 1st. to July 14th.	42,473,971	51,914,863
----------------------------	------------	------------

<u>Total Domestic Shipments - Pounds</u>		
June 23rd.	14,052,374	26,603,653
" 30th.	19,973,424	26,589,651
July 7th.	16,026,399	23,149,027
" 14th.	17,950,689	21,700,912
Total Four Week Period	68,002,886	98,043,243

January 1st. to July 14th.	371,465,020	463,304,790
----------------------------	-------------	-------------

<u>Total Export Shipments - Pounds.</u>		
June 23rd.	2,603,782	5,611,792
" 30th.	2,796,439	21,422,831
July 7th.	132,030	6,030,591
" 14th.	3,305,177	1,344,187
Total Four Week Period	8,837,428	34,409,401

January 1st. to July 14th.	117,158,183	211,085,774
----------------------------	-------------	-------------

<u>Shipments - Granulated - Pounds.</u>		
June 23rd.	15,160,088	29,437,035
" 30th.	21,173,086	43,796,362
July 7th.	14,784,213	27,377,207
" 14th.	19,800,635	21,430,667
Total Four Week Period	70,918,022	122,041,271

January 1st. to July 14th.	446,092,032	606,064,091
----------------------------	-------------	-------------

<u>Shipments - Yellow and Brown - Pounds.</u>		
June 23rd.	1,496,068	2,778,410
" 30th.	1,596,777	4,216,120
July 7th.	1,374,216	1,802,411
" 14th.	1,455,231	1,614,432
Total Four Week Period	5,922,292	10,411,373

January 1st. to July 14th.	42,531,171	68,326,473
----------------------------	------------	------------

<u>Total Shipments - Pounds.</u>		
June 23rd.	16,656,156	32,212,445
" 30th.	22,769,863	48,012,482
July 7th.	16,158,429	29,179,618
" 14th.	21,255,866	23,045,099
Total Four Week Period	76,840,314	132,452,644
January 1st. to July 14th.	488,623,203	674,390,564
Stock on Hand end of Period	72,041,132	54,210,034



1010766296

Year	Month	Value	Unit
1951	Jan	100,000	kg
1951	Feb	120,000	kg
1951	Mar	150,000	kg
1951	Apr	180,000	kg
1951	May	200,000	kg
1951	Jun	220,000	kg
1951	Jul	250,000	kg
1951	Aug	280,000	kg
1951	Sep	300,000	kg
1951	Oct	320,000	kg
1951	Nov	350,000	kg
1951	Dec	380,000	kg
1951	Total	2,500,000	kg
1952	Jan	400,000	kg
1952	Feb	450,000	kg
1952	Mar	500,000	kg
1952	Apr	550,000	kg
1952	May	600,000	kg
1952	Jun	650,000	kg
1952	Jul	700,000	kg
1952	Aug	750,000	kg
1952	Sep	800,000	kg
1952	Oct	850,000	kg
1952	Nov	900,000	kg
1952	Dec	950,000	kg
1952	Total	7,500,000	kg
1953	Jan	1,000,000	kg
1953	Feb	1,100,000	kg
1953	Mar	1,200,000	kg
1953	Apr	1,300,000	kg
1953	May	1,400,000	kg
1953	Jun	1,500,000	kg
1953	Jul	1,600,000	kg
1953	Aug	1,700,000	kg
1953	Sep	1,800,000	kg
1953	Oct	1,900,000	kg
1953	Nov	2,000,000	kg
1953	Dec	2,100,000	kg
1953	Total	17,000,000	kg