

82 013

PROPERTY OF THE LIBRARY

Rec'd. OCT 22 1929

DOMINION BUREAU OF STATISTICS

C-1

CANADA
DEPARTMENT OF TRADE AND COMMERCE
DOMINION BUREAU OF STATISTICS
AGRICULTURAL BRANCH

Vol. 9

No. 10

CANADIAN SUGAR STATISTICS

for the four weeks period ended

OCTOBER 5, 1929



Published by Authority of the Hon. James Malcolm, M.P.,
Minister of Trade and Commerce

♦ ♦ ♦

OTTAWA

1929

THE UNIVERSITY OF CHICAGO
DEPARTMENT OF CHEMISTRY
CHICAGO, ILLINOIS

RECEIVED
JAN 10 1950
BY
DR. J. H. GOLDSTEIN
PHYSICS DEPARTMENT
UNIVERSITY OF CHICAGO

PHYSICS DEPARTMENT
UNIVERSITY OF CHICAGO
CHICAGO, ILLINOIS

DEPARTMENT OF TRADE AND COMMERCE
 DOMINION BUREAU OF STATISTICS
 AGRICULTURAL BRANCH
 OTTAWA


(Issued October 21st., 1929)

Dominion Statistician:	R.H.Coats, B. A., F.S.S., (Hon.), F.R.S.C.
Chief, Agricultural Branch:	F.J.Horning, B.A., F.S.S.

Sugar Report for Four Week's Period Ended October, 5th. 1929.


RAW SUGAR

Week ended	1929	1928
<u>Stock on Hand at Beginning of Period - Pounds.</u>		
September 14th.	61,294,468	52,842,553
" 21st.	75,544,375	44,967,189
" 28th.	66,691,001	53,734,838
October 5th.	54,770,312	37,893,264
January 1st.	39,785,728	59,011,455
	<u>Receipts-Pounds</u>	
September, 14th.	30,100,951	9,328,431
" 21st.	7,890,584	28,802,591
" 28th.	11,393,321	7,354,132
October 5th.	5,420,455	21,009,839
Total Four Week's Period	54,805,311	66,494,993
January 1st. to October 5th.	600,730,833	697,499,932
<u>Meltings and Shipments - Pounds</u>		
September 14th.	15,851,044	17,203,795
" 21st.	16,743,959	20,034,942
" 28th.	23,314,009	23,195,706
October 5th.	20,880,097	19,237,525
Total Four Week's Period	76,789,109	79,671,968
January 1st. to October 5th.	601,205,891	716,845,809
<u>Stock on Hand at End of Period - Pounds</u>		
	39,310,670	39,665,578



-2-
REFINED SUGAR
(Cane and Beet)

Week ended	1929	1928
<u>Stock on Hand at Beginning of Period - Pounds</u>		
September, 14th.	77,060,453	76,405,444
" 21st.	71,420,018	70,164,120
" 28th.	65,455,622	65,785,780
October, 5th.	66,321,112	64,780,621
January, 1st.	102,862,903	98,930,220
<u>Manufactured - Granulated - Pounds</u>		
September 14th.	18,797,212	15,805,850
" 21st.	18,263,685	17,002,357
" 28th.	22,675,302	20,002,527
October, 5th.	21,462,168	15,586,233
Total Four Week's Period	81,198,367	68,396,967
January 1st. to October 5th.	601,296,753	615,096,750
<u>Manufactured-Yellow-Brown- Pounds</u>		
September 14th.	1,247,094	1,646,163
" 21st.	1,993,052	2,659,369
" 28th.	2,445,454	2,829,652
October 5th.	2,260,911	2,946,739
Total Four Week's Period	7,946,511	10,081,323
January 1st. to October 5th.	69,061,769	70,982,036
<u>Total Manufactured - Pounds</u>		
September 14th.	20,044,306	17,452,013
" 21st.	20,256,737	19,661,726
" 28th.	25,120,756	22,831,579
October 5th.	23,723,079	18,532,972
Total Four Week's Period	89,144,878	78,478,290
January 1st. to October 5th.	670,358,522	686,078,786
<u>Total Domestic Shipments - Pounds</u>		
September 14th.	25,212,582	23,082,336
" 21st.	25,194,301	22,315,961
" 28th.	22,522,379	23,395,254
October 5th.	19,488,030	19,388,613
Total Four Week's Period	92,417,292	88,182,164
January 1st. to October 5th.	683,042,337	676,404,244



Week ended	1929	1928
<u>Total Export Shipments - Pounds</u>		
September 14th.	472,159	611,001
" 21st.	1,026,832	1,724,105
" 28th.	1,732,887	441,484
October 5th.	716,154	750,716
Total Four Week's Period	3,948,032	3,527,306
January 1st. to October 5th.	20,339,077	45,430,498
<u>Shipments - Granulated - Pounds</u>		
September 14th.	23,359,710	21,125,308
" 21st.	23,861,330	21,450,712
" 28th.	21,800,886	21,161,645
October 5th.	18,033,909	17,788,585
Total Four Week's Period	87,055,835	81,526,250
January 1st. to October 5th.	633,844,883	650,899,456
<u>Shipments - Yellow - Brown - Pounds</u>		
September 14th.	2,825,031	2,568,029
" 21st.	2,359,803	2,589,354
" 28th.	2,454,380	2,675,093
October 5th.	2,170,275	2,350,744
Total Four Week's Period	9,809,489	10,183,220
January 1st. to October 5th.	69,536,535	70,935,286
<u>Total Shipments - Pounds</u>		
September 14th.	25,684,741	23,693,337
" 21st.	26,221,133	24,040,066
" 28th.	24,255,266	23,836,738
October 5th.	20,204,184	20,139,329
Total Four Week's Period	96,365,324	91,709,470
January 1st. to October 5th.	703,381,418	721,834,742
<u>Stock on Hand at End of Period - Pounds</u>		
	69,840,007	63,174,264

- 4 -
 IMPORTS OF RAW AND REFINED SUGAR, AUGUST, 1929.
 (Compiled by the External Trade Branch)

RAW SUGAR


Countries Whence Imported	Quantity Lbs.	Value \$
From		
British Guiana	10,066,200	275,482
British West Indies		
Barbados	32,733,000	881,854
Jamaica	6,916,100	176,709
Trinidad	5,895,800	148,611
Other British West Indies	9,872,600	274,312
Cuba	14,101,700	264,361
Fiji	15,155,200	494,907
Hayti	742,000	14,989
Honduras	2,464,000	42,352
Peru	1,838,700	57,289
San Domingo	1,435,400	29,913
<hr/>		
Total August, 1929	101,220,700	2,660,779
Total August, 1928	97,093,700	3,122,558
Eight Months ended August, 1929	552,259,300	14,262,200
Eight Months ended August, 1928	598,204,300	19,933,736

REFINED SUGAR

United States	914,100	28,996
Alaska	200	14
Barbados	22,400	605
Belgium	220,600	6,436
Cuba	3,910,000	113,214
Hong Kong	200	7
Netherlands	30,000	772
Nicaragua	200,000	5,300
<hr/>		
Total		
Total August, 1929	5,297,500	155,344
Total August, 1928	5,516,900	194,484
Eight months ended August, 1929	22,456,500	683,542
Eight months ended August, 1928	26,508,000	1,018,290

Sugar above No. 16 in colour when imported or purchased in bond in Canada by a recognized Sugar Refiner for refining purposes only.

British East Africa	3,710,100	119,239
British Guiana	1,300	35
Jamaica	997,400	25,901
<hr/>		
Total August, 1929	4,708,800	145,175



EXPORTS OF CANADIAN REFINED SUGAR.

Countries of Destination of Canadian Refined Sugar

exported during September, 1929.

(Compiled by External Trade Branch)

Countries of Destination	September, 1929.	
	Quantity Lbs.	Value \$
United States	121,500	5,743
British Guiana	48,400	2,518
British Honduras	151,400	7,297
British West Indies		
Barbados	25,900	1,240
Jamaica	193,100	9,685
Trinidad	153,900	7,805
Other British West Indies	129,000	6,623
Bermuda	13,500	439
Newfoundland	1,098,500	52,700
St. Pierre and Miquelon	40,300	1,305
Virgin Islands	20,000	585
<hr/>		
Total September, 1929	1,995,500	95,940
Total September, 1928	2,498,200	138,656
Nine Months ended September, 1929	16,229,600	773,030
Nine Months ended September, 1928	40,124,000	2,013,553

STATISTICS CANADA LIBRARY
BIBLIOTHÈQUE STATISTIQUE CANADA



1010682545