

32 013

PROPERTY OF THE LIBRARY

JAN 27 1930

DOMINION BUREAU OF STATISTICS

C-1

CANADA
DEPARTMENT OF TRADE AND COMMERCE
DOMINION BUREAU OF STATISTICS
AGRICULTURAL BRANCH

Vol. 9

No. 13

CANADIAN SUGAR STATISTICS


for the four weeks period ended

DECEMBER 31, 1929

Published by Authority of the Hon. James Malcolm, M.P.,
Minister of Trade and Commerce

♦ ♦ ♦
OTTAWA

1930



DEPARTMENT OF TRADE AND COMMERCE
DOMINION BUREAU OF STATISTICS
AGRICULTURAL BRANCH
OTTAWA

(Issued January 25th, 1930)

Dominion Statistician: R.H. Coats, B.A., F.S.S. (Hon.), F.R.S.C.
Chief, Agricultural Branch: F.J. Horning, B.A., F.S.S.

Sugar Report for Four Week's Period ended December 31st, 1929.

R A W S U G A R

Week ended	1929	1928
<u>Stock at Beginning of Period - Pounds.</u>		
December 7th.	79,452,969	32,330,773
" 14th	84,197,153	28,528,031
" 21st.	77,382,506	40,358,530
" 31st.	83,008,386	36,454,934
January 1st	39,785,728	59,011,455

Receipts - Pounds

December 7th	21,224,297	7,322,991
" 14th	6,607,954	23,337,984
" 21st	18,392,233	6,908,800
" 31st	9,354,523	6,730,000
Total for Period	55,579,007	44,299,775
January 1st to December 31st	946,663,779	883,830,918

Meltings and Shipments - Pounds

December 7th	16,480,113	11,125,733
" 14th	13,422,601	11,507,485
" 21st	12,766,353	10,812,396
" 31st	9,655,649	3,399,206
Total for Period	52,324,716	36,844,820
January 1st to December 31st	903,742,247	903,056,645

Stock on Hand at End of Period - Pounds

January 1st	39,785,728	59,011,455
December 31st	82,707,260	39,785,728

Receipts - Pounds

December 7th	21,224,297	7,322,991
" 14th	6,607,954	23,337,984
23/1/30/B.	18,392,233	6,908,800
" 31st	9,354,523	6,730,000
Total for Period	55,579,007	44,299,775
January 1st to December 31st	946,663,779	883,830,918

Meltings and Shipments - Pounds

December 7th	16,480,113	11,125,733
" 14th	13,422,601	11,507,485
" 21st	12,766,353	10,812,396

December 1911
1,352,991
23,317,884
6,208,800
2,122,000

January 1st to December 31st
1,352,991
23,317,884
6,208,800
2,122,000

Motives and Shipments - Tonnage

December 31st
11,152,773
11,152,773
10,112,773
2,399,800

Total for Period
25,394,716

January 1st to December 31st
25,394,716
11,382,000
20,012,716

Stock on Hand at End of Period - Tonnage

January 1st
25,394,716
25,394,716

Receipts - Tonnage

December 31st
1,352,991
23,317,884

January 1st to December 31st
1,352,991
23,317,884

Motives and Shipments - Tonnage

December 31st
11,152,773
11,152,773
10,112,773
2,399,800

Total for Period
25,394,716

January 1st to December 31st
25,394,716
11,382,000
20,012,716

Stock on Hand at End of Period - Tonnage

January 1st
25,394,716
25,394,716

Receipts - Tonnage

December 31st
1,352,991
23,317,884

January 1st to December 31st
1,352,991
23,317,884

Motives and Shipments - Tonnage


December 31st
11,152,773
11,152,773
10,112,773
2,399,800

Total for Period
25,394,716

January 1st to December 31st
25,394,716
11,382,000
20,012,716

REFINED SUGAR
(Cane and Beet)

Week ended	1929	1928
<u>Stock at Beginning of Period - Pounds</u>		
December 7th	130,659,400	106,211,476
" 14th	134,239,723	109,878,546
" 21st	136,425,355	109,477,063
" 31st	136,015,555	107,863,576
January 1st	102,862,903	98,930,220
<u>Manufactured - Granulated - Pounds</u>		
December 7th	14,989,649	15,590,898
" 14th	12,837,606	10,184,966
" 21st	12,007,534	8,505,424
" 31st	8,920,157	4,531,464
Total for Period	48,754,946	38,812,752
January 1st to December 31st	845,196,388	834,075,447
<u>Manufactured - Yellow and Brown - Pounds</u>		
December 7th	2,885,007	2,624,447
" 14th	2,381,666	2,370,104
" 21st	1,097,938	1,740,402
" 31st	1,061,334	1,036,016
Total for Period	7,426,445	7,770,969
January 1st to December 31st	95,197,113	97,834,692
<u>Total Manufactured - Pounds</u>		
December 7th	17,874,656	18,215,345
" 14th	15,219,272	12,555,070
" 21st	13,105,472	10,245,826
" 31st	9,981,991	5,567,480
Total for Period	56,181,391	46,583,721
January 1st to December 31st	940,393,501	931,910,139
<u>Total Domestic Shipments - Pounds</u>		
December 7th	13,565,111	14,128,715
" 14th	12,807,621	12,637,151
" 21st	12,710,594	11,516,593
" 31st	13,706,430	9,949,928
Total for Period	52,789,756	48,232,387
January 1st to December 31st	878,874,015	875,065,811



Week ended	1929	1928
<u>Total Export Shipments - Pounds</u>		
December 7th	729,222	419,560
" 14th	226,019	319,402
" 21st	804,678	342,720
" 31st	407,899	618,225

Total for Period	2,167,818	1,699,907
------------------	-----------	-----------

January 1st to December 31st	32,499,172	52,911,645
------------------------------	------------	------------

<u>Shipments - Granulated - Pounds</u>		
December 7th	12,820,214	12,860,037
" 14th	10,917,604	11,324,790
" 21st	11,880,117	10,383,211
" 31st	12,185,967	9,282,035

Total for Period	47,803,902	43,850,073
------------------	------------	------------

January 1st to December 31st	815,853,125	831,803,846
------------------------------	-------------	-------------

<u>Shipments - Yellow and Brown - Pounds</u>		
December 7th	1,474,119	1,688,238
" 14th	2,116,036	1,631,763
" 21st	1,635,155	1,476,102
" 31st	1,928,362	1,286,118

Total for Period	7,153,672	6,082,221
------------------	-----------	-----------

January 1st to December 31st	95,520,062	96,173,610
------------------------------	------------	------------


<u>Total Shipments - Pounds</u>		
December 7th	14,294,333	14,548,275
" 14th	13,033,640	12,956,553
" 21st	13,515,272	11,859,313
" 31st	14,114,329	10,568,153

Total for Period	54,957,574	49,932,294
------------------	------------	------------

January 1st to December 31st	911,373,187	927,977,456
------------------------------	-------------	-------------

Stock on Hand at End of Period - Pounds

1929	131,883,217	1928	102,862,903
------	-------------	------	-------------



IMPORTS OF RAW AND REFINED SUGAR, NOVEMBER AND DECEMBER, 1929

(Compiled by the External Trade Branch)

RAW SUGAR

Countries Whence Imported	November		December	
	Quantity Lbs.	Value \$	Quantity Lbs.	Value \$
British East Africa	11,359,000	364,162	-	-
British Guiana	12,104,200	350,631	25,724,900	711,119
British West Indies				
Parbados	7,300	213	162,200	4,814
Cuba	-	-	3,567,000	65,995
Fiji	19,369,700	591,967	9,123,800	285,557
Peru	5,138,300	93,337	5,076,600	87,598
San Domingo	34,048,700	676,359	1,371,400	24,975
Totals, 1929	82,027,200	2,076,669	45,025,900	1,180,058
Totals, 1928	81,271,700	2,160,638	39,444,800	1,145,720
		<u>Quantity</u>	<u>Value</u>	
Eleven Months ended November, 1929		792,253,100	20,038,404	
Eleven Months ended November, 1928		829,695,400	26,536,239	
Twelve Months ended December, 1929		837,279,000	21,218,462	
Twelve Months ended December, 1928		869,140,200	27,681,959	

REFINED SUGAR

	November		December	
	Quantity Lbs.	Value \$	Quantity Lbs.	Value \$
United Kingdom	500	17	1,000	74
United States	51,200	2,240	86,300	3,449
Belgium	909,900	31,175	282,500	9,716
British Guiana	-	-	86,400	2,421
Cuba	2,188,700	66,726	2,042,700	57,599
Hong Kong	400	19	400	31
San Domingo	-	-	700	24
Totals, 1929	3,150,700	100,177	2,500,000	73,314
Totals, 1928	6,965,600	232,427	3,426,300	124,201
		<u>Quantity</u>	<u>Value</u>	
Eleven Months ended November, 1929		39,077,400	1,180,385	
Eleven Months ended November, 1928		42,607,800	1,604,349	
Twelve Months ended December, 1929		41,577,400	1,253,699	
Twelve Months ended December, 1928		46,034,100	1,728,550	

Sugar above No. 16 D.S. in colour when imported or purchased in bond in Canada by a recognized Sugar Refiner for refining purposes only

	November		December	
	Quantity Lbs.	Value \$	Quantity Lbs.	Value \$
British East Africa	368,500	11,790	509,700	16,776
Dutch East Indies	1,960,000	39,690	-	-
Totals, 1929	2,328,500	51,480	509,700	16,776

ANNUAL REPORT

For the year ending June 30, 1922, the following items were received from the States and Territories:

State	Amount
Alabama	100.00
Arizona	200.00
Arkansas	50.00
California	1,000.00
Colorado	150.00
Connecticut	50.00
Delaware	25.00
District of Columbia	75.00
Florida	100.00
Georgia	150.00
Idaho	100.00
Illinois	200.00
Indiana	100.00
Iowa	100.00
Kansas	150.00
Kentucky	100.00
Louisiana	100.00
Maine	50.00
Maryland	50.00
Massachusetts	100.00
Michigan	100.00
Minnesota	100.00
Mississippi	100.00
Missouri	150.00
Montana	100.00
Nebraska	100.00
Nevada	100.00
New Hampshire	50.00
New Jersey	100.00
New Mexico	100.00
New York	100.00
North Carolina	100.00
North Dakota	100.00
Ohio	100.00
Oklahoma	100.00
Oregon	100.00
Pennsylvania	100.00
Rhode Island	50.00
South Carolina	100.00
South Dakota	100.00
Tennessee	100.00
Texas	100.00
Utah	100.00
Vermont	50.00
Virginia	100.00
Washington	100.00
West Virginia	100.00
Wisconsin	100.00
Wyoming	100.00

Total amount received from the States and Territories for the year ending June 30, 1922, \$14,000.00.

The following items were received from the Federal Government:

Item	Amount
Transfer from Treasury	10,000.00
Transfer from Department of the Interior	2,000.00
Transfer from Department of Agriculture	1,000.00
Transfer from Department of War	500.00
Transfer from Department of Navy	500.00

Total amount received from the Federal Government for the year ending June 30, 1922, \$14,000.00.

The following items were received from other sources:

Source	Amount
Gifts	100.00
Interest on investments	50.00
Proceeds from sales of surplus property	25.00
Income from the Survey's publications	125.00

Total amount received from other sources for the year ending June 30, 1922, \$300.00.

EXPORTS OF CANADIAN REFINED SUGAR

Countries of Destination of Canadian Refined Sugar
exported during December, 1929.
(Compiled by External Trade Branch)

Countries of Destination	December, 1929	
	Quantity Lbs.	Value \$
United States	420,100	22,149
British Guiana	48,900	2,393
British Honduras	141,900	7,353
British South Africa	50,000	2,775
British West Indies		
Barbados	79,600	2,927
Jamaica	140,300	5,745
Trinidad	85,000	3,781
Other British West Indies	155,100	7,834
Bermuda	227,400	9,223
French West Indies	2,200	130
Japan	100	8
Newfoundland	1,503,400	76,350
St. Pierre and Miquelon	20,100	664
Virgin Islands	10,000	288
	<hr/>	
Total December, 1929	2,884,100	141,620
Total December, 1928	1,651,600	86,876
Twelve Months ended December, 1929	28,531,000	1,407,349
Twelve Months ended December, 1928	48,140,300	2,444,624

STATISTICS CANADA LIBRARY
BIBLIOTHÈQUE STATISTIQUE CANADA



1010682548