

34-216
C-1

Historical File Copy

STATISTICS STATISTIQUE
CANADA CANADA

AUG 28 2011

LIBRARY
BIBLIOTHÈQUE

CANADA

DEPARTMENT OF TRADE AND COMMERCE

DOMINION BUREAU OF STATISTICS

CENSUS OF INDUSTRY

REPORT


on the

MEN'S FACTORY CLOTHING INDUSTRY

in

CANADA

1927



+++

Published by Authority of the Hon. James Malcolm, M.P.,

Minister of Trade and Commerce

+++

OTTAWA

1929

612-4873

NOTE - The statistics published in the present statement include only the statistics of such manufacturing establishments as make Men's and Boy's Clothing as their principal products. The statistics relating to specific products are therefore not to be regarded as comprehensive as products like, Men's and Boy's Factory Clothing are also found as secondary products of Women's Factory Clothing and Men's Furnishing Goods industries.

DEPARTMENT OF TRADE AND COMMERCE

DOMINION BUREAU OF STATISTICS

CENSUS OF INDUSTRY

OTTAWA, CANADA

Dominion Statistician: R. H. Coats, B.A., F.S.S., (Hon.), F.R.S.C.
Chief, Census of Industry: J. A. Macpherson

MEN'S FACTORY CLOTHING INDUSTRY IN CANADA, 1927.

Ottawa, February 1929.- A report on men's ready-to-wear clothing made in factories in Canada during the calendar year 1927 is presented herewith. Reports were received from 204 establishments in 17 of which the clothing was made by outside contractors from materials furnished by the firm reporting,- in consequence of which the number of employees, wages paid and the number of days the factories were in operation were omitted. A comparative summary for the years 1926 and 1927 showing the location of the factories by provinces is given in the following table:

	1 9 2 6	1 9 2 7
CANADA	188	204
Nova Scotia	2	2
New Brunswick	3	2
Quebec	123	137
Ontario	53	55
Manitoba	4	4
Alberta	2	3
British Columbia	1	1

In order that no information may be divulged concerning individual establishments, statistics for New Brunswick and Nova Scotia have been combined and are shown throughout this report under the head of Maritime Provinces. Similar procedure has been adopted in the case of Alberta and British Columbia which are shown under the head of Western Provinces.

1872

1873

1874

1875

1876

1877

1878

1879

1880

1881

1882

1883

1884

1885

1886

1887

1888

1889

1890

1891

1892

1893

1894

1895

1896

1897

1898

1899

1900

1901

1902

1903

1904

1905

1906

1907

1908

1909

1910

1911

1912

1913

1914

1915

MEN'S FACTORY CLOTHING INDUSTRY IN CANADA, 1927.

A threefold measure of the size of establishments is presented in the following series of tables. Table (a) affords a measure of establishments from the standpoint of employment, table (b) from the amount of Capital investment and table (c) the gross value of production.

From a study of these tables it will be noted that 29 establishments in a total of 188 employed 59.51 per cent of the total number at work in 1926 as compared with 27 establishments in a total of 204 employing 56.69 per cent in 1927. Similarly in capital investment 33 establishments had 70.29 per cent of the total investment in 1926 whilst in 30 establishments in 1927 the percentage to the total capital was 66.94. Again in gross value of production 50 establishments in 1926 produced 72.78 per cent of the total, whereas in 1927 with 58 establishments the percentage was 74.84 of the total gross value of production.

(a) Establishments classified by groups of Employees, 1927 and 1926.

Groups of Employees	1 9 2 7			1 9 2 6		
	Estab- lish- ments	Employ- ees	Per cent Employees in each group	Estab- lish- ments	Employ- ees	Per cent Em- ployees in each group
	No.	No.	%	No.	No.	%
Under 20	87	775	6.75	73	652	5.85
20 to under 50	58	1,912	16.66	56	1,791	16.07
50 to under 100	32	2,284	19.90	30	2,070	18.57
100 to under 200	12	1,720	14.98	13	1,810	16.24
200 to under 500	13	3,642	31.73	15	4,226	37.91
500 and over	2	1,146	9.98	1	598	5.36
Totals	204	11,479	100.00	188	11,147	100.00

(b) Establishments classified by Groups of Capital Investment, 1927 and 1926.

Groups of Capital Investment	1 9 2 7			1 9 2 6		
	Estab- lish- ments	Capital Invested	Per cent of Capital in each group	Estab- lish- ments	Capital Invested	Per cent of Capital in each group
	No.	\$	%	No.	\$	%
Under \$50,000	111	2,279,634	9.15	97	1,962,657	7.60
\$50,000 to under \$100,000	45	3,335,603	13.38	39	2,944,418	11.40
\$100,000 to under \$200,000	18	2,622,906	10.52	19	2,766,136	10.71
\$200,000 " " \$500,000	17	4,900,806	19.67	19	5,976,107	23.14
\$500,000 " " \$1,000,000	9	5,710,896	22.92	11	7,459,566	28.88
\$1,000,000 and over	4	6,069,489	24.36	3	4,717,499	18.27
Totals	204	24,919,334	100.00	188	25,826,383	100.00

(c) Establishments classified by groups of Gross Value of Production, 1927 and 1926.

Groups of Value of Production	1 9 2 7			1 9 2 6		
	Estab- lish- ments	Gross Value of Product- ion.	Per cent of Gross Value in each group	Estab- lish- ments	Gross Value of Product- ion	Per cent of Gross Value in each group
	No.	\$	%	No.	\$	%
Under \$50,000	60	1,510,139	3.49	53	1,241,206	3.00
\$50,000 to under \$100,000	36	2,447,463	5.65	38	2,835,508	6.78
\$100,000 to under \$200,000	50	6,931,840	16.01	47	7,288,698	17.44
\$200,000 " " \$500,000	34	9,945,298	22.98	27	8,583,594	20.54
\$500,000 " " \$1,000,000	17	11,813,145	27.29	14	9,460,300	22.64
\$1,000,000 and over	7	10,638,729	24.58	9	12,374,825	29.60
Totals	204	43,286,614	100.00	188	41,784,131	100.00

- 3 -
MEN'S FACTORY CLOTHING INDUSTRY IN CANADA, 1927

Principal Statistics

A summary of the principal statistics of the industry compared for the calendar years 1926 and 1927 is given in Table I.

Table I.- Principal Statistics compared 1926 and 1927.

Principal Statistics		1 9 2 6	1 9 2 7
Establishments	No.	188	204
Capital investment	\$	25,826,383	24,919,334
Employees or salaries -			
Male	No.	984	1/ 991
Female	No.	374	1/ 367
Salaries	\$	2,619,749	1/ 2,693,703
Employees on wages - average number -			
Male	No.	4,523	1/ 4,769
Female	No.	5,266	1/ 5,352
Wages	\$	9,878,835	1/ 9,981,345
Outside piece workers -			
Male	No.	118	1/ 35
Female	No.	98	1/ 65
Amount paid	\$	161,741	1/ 119,562
Amount paid to contractors	\$	796,028	2/ 855,893
Cost of Fuel	\$	102,235	76,924
Power installation -			
Units	No.	394	397
Capacity	Horse Power	1,902	1,491
Cost of materials	\$	21,944,919	21,335,688
Gross value of products	\$	41,784,131	43,286,614
Net value of products	\$	19,839,212	21,950,926

1/ 187 Establishments only.

2/ 17 Establishments only.

Production

The total value of all articles of clothing manufactured during the calendar year 1927 is shown by provinces in table 2. The total amount in 1926 was \$41,784,131, whilst the amount reported for 1927 was \$43,286,614, an increase of \$1,502,483.

In order of importance the province of Quebec leads with a total output valued at \$26,401,653,- Ontario follows next with \$15,637,489,- Western provinces take third place with \$591,075, the Maritime provinces occupy fourth position with \$398,445 and Manitoba last with \$257,952.

Table 2. - Production by Provinces, 1927.

Principal Products	Canada \$	Quebec \$	Ontario \$	Manitoba \$	Western 1/ Provinces \$	Maritime 2/ Provinces \$
Men's clothing -						
Suits	21,302,759	11,371,239	9,543,464	32,690	250,603	104,763
Trousers	4,725,988	2,574,292	1,885,722	70,667	62,857	132,450
Overcoats and topcoats	8,714,807	5,682,727	2,919,947	13,217	52,168	46,748
Boys' suits and pants	2,951,965	2,183,630	575,425	65,913	63,346	63,651
Boys' overcoats and reefers	1,097,174	989,323	106,745	-	-	1,106
Work clothing (denim)	178,678	140,843	5,000	30,000	-	2,835
Work clothing (all other)	688,327	383,603	212,299	-	90,000	2,425
Mackinaw coats	72,511	39,411	-	33,100	-	-
Women's clothing	23,564	16,064	13,500	-	-	-
All other products	2,477,760	2,193,274	241,107	5,000	10,000	28,379
Contract work, custom work and repairs	1,047,081	827,247	134,280	7,365	62,101	16,088
TOTAL	43,286,614	26,401,653	15,637,489	257,952	591,075	398,445

1/ Includes Alberta 3, British Columbia 1.

2/ Includes Nova Scotia 2, New Brunswick 2.

Capital Investment

The amount of capital invested in the industry is given by provinces in table 3. for the calendar year 1927. The total capitalization fell from \$25,826,383 in 1926 to \$24,919,334 in 1927, a decrease of \$907,049. The province of Quebec again takes precedence with a total investment of \$16,114,652. Ontario ranks second in importance with \$8,200,708, whilst Western Provinces, Maritime Provinces and Manitoba follow in the order named.

Table 3. - Capital Investment by Provinces, 1927.

Provinces	Fixed Capital	Working Capital		Total Capital
	Land, buildings, fixtures, machinery and tools	Materials on hand, stocks in process, etc.	Cash, trading and operating accounts, etc.	
	\$	\$	\$	\$
CANADA	4,888,584	10,717,675	9,313,075	24,919,334
Quebec	2,650,066	6,776,019	6,688,567	16,114,652
Ontario	2,033,839	3,685,958	2,480,911	8,200,708
Manitoba	12,666	57,193	20,115	89,974
Western Provinces	129,938	136,366	76,226	342,530
Maritime Provinces	62,075	62,139	47,256	171,470

Employees, Salaries and Wages

The number of persons employed in the industry during the calendar years 1926 and 1927 is given in table 4. by (a) classes of employment, (b) sex and (c) salary and wage payments.

The total number of persons on the payroll during the year 1926 was 11,363 whose united earnings amounted to \$12,660,325, whilst for the period covered by this report the total was 11,479 with a total payment of \$12,675,048, being an increase of 116 in the number of persons employed and an increase of \$14,723 in salary and wage-payments. In addition to this amount the sum of \$855,893 was paid to contractors but the number of persons they employed was not reported.

Table 4.- Employees, Salaries and Wages, 1926 and 1927.

Classes of Employment	1926			1927		
	Male	Female	Salaries and Wages	Male	Female	Salaries and Wages
	No.	No.	\$	No.	No.	\$
Employees on salaries	984	374	2,619,749	991	367	2,693,703
Employees on wages (average number)	4,523	5,266	9,878,835	4,769	5,352	9,981,345
Outside piece-workers	118	98	161,741	35	65	119,562
Amount paid for contract work	not	reported	796,028	not	reported	855,893
Total	5,625	5,738	13,456,353	5,795	5,784	13,650,503

Employment Statistics

The number of days the factories exclusive of contractors, were in operation during the calendar years 1926 and 1927 together with the number of hours per day and per week normally worked by wage-earners is given in table 5. The total number of wage-earners employed during the same period is given by sex and by months in table 6(a). Employment reached its maximum in September with 10,457, whilst the minimum number reported was 9,600 in the month of January.

Table 5.- Days in operation and hours worked, 1926 and 1927.

Number of establishments (excluding contractors)	1 9 2 6		1 9 2 7	
	168		187	
	Total	Average	Total	Average
Days in operation on full time	41,794	248.8	46,265	247.4
Days in operation on part time	5,068	30.1	5,766	30.8
Days idle	4,210	25.1	4,817	25.8
Hours worked by wage-earners per day	93,044	8.7	95,180	8.5
Hours worked by wage-earners per week	7,769	46.2	8,640	46.2

Table 6(a).- Employment by sex and by months, 1926 and 1927.

Months	1 9 2 6		1 9 2 7		Months	1 9 2 6		1 9 2 7	
	Male	Female	Male	Female		Male	Female	Male	Female
	No.	No.	No.	No.		No.	No.	No.	No.
January	4,154	4,735	4,507	5,093	July	4,543	5,288	4,707	5,309
February	4,438	4,949	4,699	5,243	August	4,571	5,330	4,769	5,377
March	4,561	5,173	4,758	5,341	September	4,722	5,502	4,927	5,530
April	4,543	5,142	4,645	5,278	October	4,703	5,591	4,895	5,523
May	4,369	5,110	4,490	5,205	November	4,476	5,310	4,723	5,288
June	4,404	5,109	4,662	5,286	December	4,247	5,115	4,599	5,236
Total						53,731	62,354	56,381	63,709
Average number employed during the year						4,523	5,266	4,769	5,352

The number and percentage of wage-earners in month of highest employment working specified hours is shown in table 6(b) for Canada and the provinces. From this table it will be noted than in Manitoba and the Western provinces the 8 hour day is general. In the Maritime provinces and Quebec the 9 hour day prevails. In Quebec only slightly over 6 per cent of the wage-earners work 10 hours.

Table 6(b).- Hours worked by wage-earners in Month of highest employment, 1927.

Provinces	Wage-earners In month of highest employment working per day of:				Percentage of wage-earners working:			
	8 hours or less	9 hours	10 hours	Over 10 hours	8 hours or less	9 hours	10 hours	Over 10 hours
CANADA	5,770	4,538	688	118	51.9	40.8	6.2	1.1
Quebec	2,854	3,655	476	20	40.7	52.2	6.8	0.3
Ontario	2,600	742	212	98	71.2	20.3	5.8	2.7
Manitoba	97	-	-	-	100.0	-	-	-
Western Provinces	134	25	-	-	84.3	15.7	-	-
Maritime Provinces	85	116	-	-	42.3	57.7	-	-

The hours worked per day in the month of highest employment and the standard working hours per week are shown by provinces in table 6(c). It should be noted that the statistics relating to hours of labour in columns 1, 2 and 3 are based on figures compiled for the month of highest employment, whilst those in columns 4 and 5 represent the total standard weekly hours of labour for the number of establishments reporting to the Bureau.

The average daily hours of labour computed on the above basis was for the Dominion 8.5 whilst the average weekly hours worked out at 46.2 per establishment.

Table 6(c).-- Hours of labour per day and per week, 1927.


Provinces	Total hours worked per day and number of wage-earners in month of highest employment			Standard working hours per week	
	Total hours	Total wage-earners	Average hours per day per wage-earner	Total	Average
CANADA	95,180	11,114	8.5	8,640	46.2
Quebec	60,707	7,005	8.6	5,658	46.7
Ontario	30,676	3,652	8.4	2,434	45.1
Manitoba	776	97	8.0	176	44.0
Western Provinces	1,297	159	8.1	182	45.5
Maritime Provinces	1,724	201	8.6	190	47.5

Fuel Consumption

The quantity and value of the various kinds of fuel consumed in the industry during the calendar years 1926 and 1927 is given in table 7. The total expenditure for all fuel fell from \$102,235 in 1926 to \$76,924 in 1927, a decrease of \$25,311. Coal takes precedence over all other fuel with a total cost of \$47,342, gas takes second place with \$16,876, whilst fuel oil occupies third position with \$7,271. The cost of electricity purchased in 1927 was \$58,440 as compared with \$63,290 in 1926.

Table 7.-- Fuel consumption, 1926 and 1927.

Kind of fuel	Unit of measure	1926		1927	
		Quantity	Cost Value	Quantity	Cost Value
			\$		\$
Coal, bituminous	Ton	4,949	33,394	3,337	24,239
Coal, anthracite	"	4,651	39,620	2,752	23,090
Coal, lignite	"	-	-	2	13
Coke	"	248	2,425	376	3,627
Gasoline	gallon	105	35	89	30
Fuel oils	"	105,216	10,865	64,808	7,271
Wood	cord	13	127	48	452
Gas	m.c. ft.	23,931	14,901	18,035	16,876
Other fuel	-	-	868	-	1,326
TOTAL	-	-	102,235	-	76,924



Power Installation

The power installation of the industry in the year 1927 is shown in table 8 by (a) classes of power, (b) number of units in each class and (c) the horse power capacity according to the manufacturers rating. In 1926 the power installed was reported at 394 units with a development of 1,902 horse power, whilst for the period covered by this report the number of units was 397 with a capacity of 1,491 horse power, an increase of 3 units but a decrease of 411 horse power over the two year period. The number of boilers installed in 1927 was 19 with a boiler h.p. capacity of 378.

Table 8. - Power Installation, 1927.

Classes of Power	Number of Units	H. P. Capacity
Steam engines and turbines	3	171
Electric motors operated by purchased power	394	1,320
Total power installation	397	1,491

Materials Used

The total cost of all materials used in the manufacture of ready-to-wear clothing is shown by provinces in table 9 for the calendar years 1926 and 1927. The total cost fell from \$21,944,919 in 1926 to \$21,335,688 in 1927, a decrease during the year of \$609,231.

Table 9.- Materials Used, 1926 and 1927.


Provinces	1 9 2 6	1 9 2 7
	\$	\$
CANADA	21,944,919	21,335,688
Quebec	14,101,451	13,487,549
Ontario	7,162,411	7,166,325
Manitoba	121,901	160,806
Western Provinces	265,020	286,359
Maritime Provinces	294,136	234,649

Imports and Exports

The value of clothing (grouped according to the customs classification) imported into and exported from Canada during the calendar year 1927 is shown by principal countries in table 10.

Table 10.- Imports and Exports, 1927.

	United Kingdom	United States	Other Countries
	\$	\$	\$
<u>Imports:</u> Clothing, cotton, n.o.p.	309,134	544,186	292,265
Clothing, linen, n.o.p.	2,682	1,013	22,577
Clothing, silk, n.o.p.	367,384	1,124,581	1,656,335
Clothing, woollen, n.o.p.	1,570,539	232,315	99,871
TOTAL	2,249,739	1,902,095	2,071,048
<u>Exports:</u> Clothing, cotton, n.o.p.	900	1,222	42,028
Clothing, wool, n.o.p.	1,520	14,067	165,497
Clothing and wearing apparel, n.o.p.	590	1,316	27,989
TOTAL	3,010	16,605	235,514



Men's Clothing Manufacturers

NOVA SCOTIA

Clayton & Sons	11 Jacob St.	Halifax
The Maritime Pant Mfg. Co., Ltd.	117 Victoria St.	Amherst

NEW BRUNSWICK

Louis Cohen (The Cohen Mfr. Co.)	208 Union St.	St. John
Goldman & Newman	22 Canterbury St.	St. John

QUEBEC

American Clothing Mfg., Co.	2116 St. Lawrence Blvd.	Montreal
J. D. Asner	530 St. Catherine E.	Montreal
Beauregard & Cie	7905 St. Denis	Montreal
Aumais & Co.	66 Mondor	St. Hyacinthe
Berman Bros. & Co.	Phillips Place Bldg.	Montreal
Walter Blue & Co. Ltd.	8 King St.	Sherbrooke
Eugene Bois	1473 Visitation St.	Montreal
Canadian Clothing Co.	324 Notre Dame W.	Montreal
A. Christie (Christie Clothing Co.)	959 Bleury St.	Montreal
Comfort Clothing Mfg. Co.	7 St. Catherine E.	Montreal
E. T. Coulombe & Cie, Ltee	8 de la Couronne	Quebec City
Crown Clothing Mfg. Co.	530 St. Catherine E.	Montreal
Crown Pants Co.	322 Notre Dame W.	Montreal
Honore Deschamps	4449 Mentana	Montreal
G. Salomon (Dominion Clothing Co.)	157 St. Paul West	Montreal
The T. Eaton Co. Ltd.	2050 Bleury St.	Montreal
J. Elkin Company, Limited	463 St. Catherine W.	Montreal
Fashion Craft Mfrs. Limited	(H.O. 2012 St. Lawrence Blvd., Montreal)	St. Johns
M. Feldstein Son & Co.	1405 Maisonneuve	Montreal
Elz. Fortier & Freres	117 St. Dominique St.	Quebec City
The Freedman Co.	37 Mayor St.	Montreal
Gibb & Company, Limited	148 St. James St.	Montreal
Goldfarb Bros.	3666 St. Lawrence Blvd.	Montreal
Harris Brothers	4255 St. Lawrence Blvd.	Montreal
Samuel Hart & Co. Limited	300 Atlantic Ave.	Montreal
R. J. Inglis Limited	1210 Peel Street	Montreal
H. Kellert & Sons	85 St. Catherine W.	Montreal
King Pants Mfg. Co.	149 St. Catherine E.	Montreal
La Compagnie Paquet Limitee	157-173 rue St. Joseph	Quebec City
Levin & Son	207 St. Catherine West	Montreal
S. Levinson Son & Co. Ltd.	282 St. Catherine West	Montreal
Henry Morgan & Co. Limited	St. Catherine St.	Montreal
John W. Peck & Co. Ltd.	5505 St. Lawrence Blvd.	Montreal
Principal Clothing Mfg. Co.	3660 St. Lawrence Blvd.	Montreal
Rubin Clothing Co. Limited	458 St. Catherine St. W.	Montreal
S. Rohrluck	530 St. Catherine St. E.	Montreal
Rosen Bros.	279 Victoria St.	Valleyfield
Royal Brand Clothing Co.	1415 St. Lawrence Blvd.	Montreal
Rubenstein Bros. Ltd.	277 St. Catherine W.	Montreal
St. Lawrence Clothing Mfg. Co.	19 St. Dominique	Quebec City
Semi Ready Ltd.	1480-1482 Guy St.	Montreal
W. Albert (Fashion Tailors Co.)	1210 St. Lawrence Blvd.	Montreal
College Brand Clothes Co. Ltd.	425 Phillips Place	Montreal
A. H. Kouri	11 Notre Dame E.	Montreal
Raphael Epstein & Son	3692 St. Lawrence Blvd.	Montreal
Dunnett & Stewart	639 Notre Dame W.	Montreal
Gardner Clothing Mfg. Co.	645 St. Valier	Quebec City
S. Gold & Company	149 St. Catherine E.	Montreal
Kaufman Bros.	1604 St. Lawrence Blvd.	Montreal
Miller Bros.	4060 St. Lawrence Blvd.	Montreal
Jos. Salamon	3655 St. Lawrence Blvd.	Montreal
M. Moscovitch (Clothes Ltd.)	7 St. Catherine St. E.	Montreal
M. Harris & Sons	27 Victoria Square	Montreal
Miller Clothing Mfg. Co.	3655 St. Lawrence Blvd.	Montreal
Satisfaction Brand Clothing Co.	149 St. Catherine E.	Montreal
Dominion Garter Mfg. Co.	4446 St. Lawrence Blvd.	Montreal
Sterling Pants	731 Mt. Royal Ave. E.	Montreal
Halickman Bros.	4156 St. Lawrence Blvd.	Montreal
Strand Clothing Co.	536 St. Catherine E.	Montreal

APPENDIX

QUEBEC - Cont'd.

Rubin Bros.	307 St. Catherine W.	Montreal
Liberty Clothing Co.	1074 St. Lawrence Blvd.	Montreal
Ideal Pants Co.	333 Notre Dame	Montreal
Sam O'Gulhik & Co. Ltd.	2006 Peel St.	Montreal
Sparks - Harrison Ltd.	81-89 Montcalm St.	Hull
Lecker's Boys Clothing Co.	3463 St. Lawrence Blvd.	Montreal
Telford & Chapman Ltd.		Rock Island
Victoria Clothing Limited	St. Jean Baptiste	Victoriaville
Mark Workman Co. Ltd.	1034 St. Antoine St.	Montreal
Quebec Modern Clothing Mfg. Co.	59 rue des Fosses	Quebec City
Corbett & Cowley	124 St. Antoine	Montreal
Kaufmann Clothes Limited	530 St. Catherine E.	Montreal
Samuel Dorfman	92 Des Prairies	Quebec City
J. Steinberg & Sons Ltd.	904 St. Lawrence	Montreal
Society Brand Clothes Ltd.	300 Atlantic Ave.	Outremont
A. B. Vineberg (Vineberg Pants Co.)	193 St. Catherine W.	Montreal
Vasberg Clothes Limited	1485 Bleury St.	Montreal
Robert C. Wilkins Co. Ltd.		Farnham
Samuel Wener & Co. Ltd.	37 Mayor St.	Montreal
D. Fels & Sons	85 St. Catherine W.	Montreal
H. Krakow	4152 St. Lawrence Blvd.	Montreal
M. & M. Manufacturing Co. Ltd.	123 Vitre St. W.	Montreal
Personality Clothing Co.	3655 St. Lawrence Blvd.	Montreal
S. & G. Boys Clothing Co. Ltd.	961 Inspector St.	Montreal
Fashion Plate Vest Mfg. Co.	282 St. Catherine W.	Montreal
Samuelsohn Limited	4530 Clark St.	Montreal
Lewin Bros.	261 St. Catherine W.	Montreal
Raoul Garneau, Enrg.	272 Des Fosses	Quebec City
Bleury Pants Co.	2007 Bleury St.	Montreal
Cooper Clothing Mfg. Co.	3643 St. Lawrence Blvd.	Montreal
International Tailoring Co. Ltd.	300 Atlantic Ave.	Montreal
M. A. Silverman & Co.	New Caron Bldg., 2050 Bleury	Montreal
Doutsch Bros.	4324 St. Lawrence Blvd.	Montreal
Doyle & De Luca Ltd.		Victoriaville
Freedman & Gabbe Ltd.	961 Inspector St.	Montreal
Pennant Garment Co.	4156 St. Lawrence Blvd.	Montreal
Montreal Brand Clothing	3678 St. Lawrence Blvd.	Montreal
Lafleur & Cantin	401 Richardson St.	Quebec
Kronenberg & Winer	4140 St. Lawrence Blvd.	Montreal
The Specialty Pants Co.	3826 St. Lawrence Blvd.	Montreal
Clover Brand Clo. Co.	3643 St. Lawrence Blvd.	Montreal
Lazare, Phillips & Co.	Phillips Place Bldg.	Montreal
Scott Clothing Co.	2010 St. Lawrence Blvd.	Montreal
Silverman & Spector	1435 Bleury St.	Montreal
Miller Clothing Mfg. Co.	867a St. Lawrence Blvd.	Montreal
The American Clothing Mfg. Co.	652 St. Lawrence Blvd.	Montreal
M. Harris & Sons	27 Victoria Square	Montreal
Satisfaction Brand Clothing Co.	149 St. Catherine St. E.	Montreal
Accurate Clothing	4446 St. Lawrence Blvd.	Montreal
Belgo Clothing Co. Ltd.		Shawinigan Falls
Bell Clothing Company of Canada	3684 St. Lawrence Blvd.	Montreal
Canadian Pants & Mackinaw Mfg. Co.	122 St. Dominique St.	Quebec City
Best Wear Clothing Co.	4446 St. Lawrence Blvd.	Montreal
Goodman Bros.	3866 St. Lawrence Blvd.	Montreal
European Clothing Mfg. Co.	1331 St. Catherine E.	Montreal
Paramount Clothing Co. Ltd.	277 St. Catherine W.	Montreal
Abraham Rosenbaum	4152 St. Lawrence Blvd.	Montreal
S. Rubin Ltd.	292 St. Catherine W.	Montreal
Rubin - Rothbart Clothing Mfg. Co.	1006 Beaver Hall Hill	Montreal
Dave Spector	101 Lagauchetiere W.	Montreal
The Imperial Clothing Co.	4324 St. Lawrence Blvd.	Montreal
John Lombardi & D. Fiorito	1405 Maisonneuve	Montreal
Moffat Clothing Co.	1010 St. Catherine E.	Montreal
Central Park Clothes	1485 Bleury St.	Montreal
Fit Well Clothes Limited	372 St. Catherine W.	Montreal
Fashion Clothing Co.	3678 St. Lawrence Blvd.	Montreal


QUEBEC - Cont'd.

Work Contracted Outside

The Empire Clothing Mfg. & Jobbing Co.	37 Mayor St.	Montreal
Peerless Clothing Mfg. Co.	149 St. Catherine E.	Montreal
D. A. Miller	3609 St. Lawrence Blvd.	Montreal
Premier Pants Mfg. Co. Ltd.	307 St. Catherine W.	Montreal
Tru-Pal Clothes Co.	St. Catherine E.	Montreal
Commercial Clothing Co.	277 St. Catherine W.	Montreal
The British Clothing Co. Ltd.	149 St. Catherine St. E.	Montreal
Montreal Clothing Co.	4067 St. Lawrence Blvd.	Montreal
Gold Bros.	4067 St. Lawrence Blvd.	Montreal
S. Cohen & Co.	33 St. Catherine St. W.	Montreal
A. Cohen & Co.	4156 St. Lawrence Blvd.	Montreal
Comfort Pants Co.	1604 St. Lawrence Blvd.	Montreal
Good Luck Clo. Mfg. Co.	1150 St. Lawrence Blvd.	Montreal
Lewis Faber & Co. Ltd.	974 St. Lawrence Blvd.	Montreal
Canada Clothing Company	194 Notre Dame St. E.	Montreal
Saul's Clothing Mfg. Co.	1410 Panet St.	Montreal
Sigal Brand Clothes Mfgs. Co.	1092 St. Lawrence Blvd.	Montreal

ONTARIO

Abraham Austin	1 Beverley St.	Toronto 2
Barrett Clothing Co.	69 York St.	Toronto 2
Beauchamp & How Limited	91 King W.	Toronto 2
Berger Tailoring Co. Ltd.	252-260 Richmond W.	Toronto 2
The Carss Mackinaw Clothing Co. Ltd.	95 Peter St.	Orillia
The Coghill Tailoring Co.	108 Downie St.	Stratford
Cornell Tailored Clothing Ltd.	197 Spadina Ave.	Toronto 2
Cornwall Pants Mfg. Co. & Prince Clothing Co.	34-36 Marlborough College & Ontario Sts.	Cornwall Trenton
Arthur E. Cuff	144 James N.	Hamilton
Firth Bros. Limited	8 King St. W.	Dundas
Grafton & Co. Ltd.	147 Albert St.	Ottawa
Grant-Holden Graham Limited	450 Talbot St.	London
Greene Swift Limited	366 Adelaide W.	Toronto 2
The House of Hobberlin Limited	Walton St.	Port Hope
Ideal Clothing Co. Limited	86-88 Richmond W.	Toronto 2
Regent Tailors Limited	Dundas St. E.	Trenton
H. Kaye & Co.	44 York & 328 Dupont	Toronto 2
Wm. Krangle & Co.	431 King West	Toronto 2
Lailey-Trimble Ltd.	192-194 Spadina Ave.	Toronto 2
W. H. Leishman & Co. Ltd.	64 Temperance St.	Toronto 2
Levine Bros.	144 West Front St.	Toronto 2
The Lowndes Co. Limited	114-116 James St. N.	Hamilton
Lyons Tailoring Co.	268½ Murray St.	Ottawa
The Montreal Pants Makers	260 Spadina	Toronto 3
Chas. Pachler	310 Spadina	Toronto 2
Randall & Johnston Limited	549 King W.	Toronto 2
Ascot Clothes Ltd.	63 McNab North	Hamilton
Coppley Noyes & Randall Limited	533 College St.	Toronto 4
The Crown Tailoring Co. Ltd.	120 Front St. W.	Toronto 2
W. R. Johnston & Co. Ltd.	259 Spadina	Toronto 2
The Regal Clothing Mfg. Co.	460-470 Richmond W.	Toronto 2
The Universal Pant Mfg. Co.	208 King W.	Toronto 2
A. E. Richardson & Co.	129 Spadina Ave.	Toronto
The Shiffer-Hillman Cloth Mfg. Co.	126 York St.	Toronto 2
Jacob Shleser	40 Ontario St. S.	Kitchener
The Robe & Clothing Co. Ltd.	208 Adelaide St. W.	Toronto 2
Rubinoff Bros. (Superior Men's Tailoring Co.)	108 Mutual St.	Exeter
S. M. Sanders Mfg. Co. Ltd.	468-474 King W.	Toronto 2
The Robert Simpson Co. Ltd.	16 Cambridge St.	Toronto 2
Standard Clothing Mfg. Co.	156-160 John St.	Guelph
Tolton Mfg. Co. Ltd.	259 Spadina Ave.	Toronto 2
The M. Stone Clothing Mfg. Co. Ltd.	200-206 Adelaide St. W.	Toronto 2
Tailor Craft Ltd.	Box 181	Clinton
Toronto Clothing Mfg. Co.	172 King St. West	Toronto 2
Clinton Mfg. Co.	470 Richmond St. West	Toronto 4
Western Clothing Co.		
The Canadian Perfect Garment Co.		



ONTARIO. - Cont'd.

Canadian Clothing Co.	262½ Queen W.	Toronto
Hensall Mfg. Co.	Main Street	Hensall
North American Tailors Ltd.	460-470 Richmond W.	Toronto
J. & G. Pants	78 York St.	Toronto
Oxford Clothing Co. Ltd.	431 King St. West	Toronto
Sainthill Levine & Co. Ltd.	126 Wellington St.	Toronto
Clemax Clothes Ltd.	468 King W.	Toronto
Perfect Pant Mfg. Co.	136 Simcoe	Toronto
Eagle Clothing Co. Ltd.	80 Nelson St.	Toronto

Work Contracted Outside

J. A. Duffin	Rm. 301, - 45 Richmond W.	Toronto
Queen City Clothing Mfg. Co.	116-124 Spadina Ave.	Toronto 2

MANITOBA

Dominion Garment Co.	577½ Selkirk Ave.	Winnipeg
----------------------	-------------------	----------

Work Contracted Outside

Manitoba Clothing Co. Limited	550 Main St.	Winnipeg
Freed & Freed Ltd.	296 McDermot Ave.	Winnipeg
Western Pants Mfg. Co.	130 Princess St.	Winnipeg

ALBERTA

La Fleche Bros. Ltd.	10047 102nd St.	Edmonton
Northwestern Mfg. Co.	10185 107th St.	Edmonton

BRITISH COLUMBIA

Gordon Campbell Limited	78 - 2nd Avenue East	Vancouver
-------------------------	----------------------	-----------

STATISTICS CANADA LIBRARY
BIBLIOTHÈQUE STATISTIQUE CANADA



1010755484