



34-217

C-1



CANADA  
DEPARTMENT OF TRADE AND COMMERCE  
DOMINION BUREAU OF STATISTICS  
CENSUS OF INDUSTRY

---

REPORT  
on the  
WOMEN'S FACTORY CLOTHING INDUSTRY  
in  
CANADA  
1926

— + + + —

Published by authority of the Hon. James Malcolm, M. P.,  
Minister of Trade and Commerce

+ + +

OTTAWA  
1928

ALL INFORMATION CONTAINED  
HEREIN IS UNCLASSIFIED  
DATE 05-21-84 BY SP-5/BJD

34-514

1/2



NOTE.- The statistics published in the present statement include only the statistics of such manufacturing establishments as make Women's and Children's Clothing as their principal product. The statistics relating to specific products are therefore not to be regarded as comprehensive, as products like, Women's and Children's Clothing are also found as secondary products of the Men's Clothing and Men's Furnishing Goods industries.

DEPARTMENT OF TRADE AND COMMERCE  
DOMINION BUREAU OF STATISTICS  
CENSUS OF INDUSTRY  
OTTAWA, CANADA

---

Dominion Statistician: R.H. Coats, B.A., F.S.S.(Hon.), F.R.S.C.  
Chief, Census of Industry: J.C. Macpherson.

---


WOMEN'S FACTORY CLOTHING INDUSTRY IN CANADA, 1926.

Ottawa, March 1928.- A report on the Women's Factory Clothing industry in Canada during the calendar year 1926 is presented herewith. The industry comprises women's clothing, ladies and children's wear, women's neckwear and fancy goods, embroidery and trimmings, laces, tapes and bindings. Reports were received from 385 establishments which was an increase of 11 over the number reported for 1925. The following summary table gives the number of establishments by classes with their location by provinces.

| Provinces          | Women's<br>Factory<br>Clothing | Ladies<br>and<br>Children's<br>wear | Women's neck-<br>wear and<br>fancy goods | Em-<br>broid-<br>ery and<br>trimmings | Laces,<br>tapes<br>and bird-<br>ings | Total |
|--------------------|--------------------------------|-------------------------------------|--|---------------------------------------|--------------------------------------|-------|
| CANADA             | 258                            | 46                                  | 3  | 64                                    | 14                                   | 385   |
| Maritime provinces | 2                              | 1                                   | -  | -                                     | -                                    | 3     |
| Quebec             | 119                            | 22                                  | -  | 25                                    | 6                                    | 172   |
| Ontario            | 118                            | 22                                  | 3  | 36                                    | 8                                    | 187   |
| Prairie provinces  | 12                             | -                                   | -  | 1                                     | -                                    | 13    |
| British Columbia   | 7                              | 1                                   | -  | 2                                     | -                                    | 10    |

To prevent disclosure of information regarding the operations of individual establishments statistics for New Brunswick (2) and Nova Scotia (1) have been combined and are shown throughout this report under the heading of "Maritime provinces". Similar procedure has been adopted with Manitoba (12) and Alberta (1) and they are shown as "Prairie Provinces".





Size of Establishments

In view of the tendency toward concentration in industrial enterprise a series of tables has been prepared presenting in a threefold way the size of establishments in the women's factory clothing industry measured by (a) capital investment (b) gross value of production and (c) the number of persons employed, all within certain specified groups or limitations for the calendar years 1925 and 1926. The tables further serve to indicate the movement of capital, production and employment within the industry.

In 1925 the number of establishments reporting was 374 with a total capital investment of \$21,704,956, a gross value of production of \$46,779,771 and a total employment of 13,490. Four establishments in the industry had a capital investment of \$5,058,832 or 23.3 per cent of the total investment and an average investment per establishment of \$1,264,708. In gross value of production eight establishments had a total gross value of production of \$14,085,935 or 30 per cent of the total value, and an average output per establishment of \$1,760,742. In employment five establishments had 4,226 on their payroll or 31.3 per cent of the total employment and an average employment of 845 per establishments.

In 1926 the number of establishments reporting was 385 with a total capital investment of \$21,972,236 a gross value of production of \$50,658,319 and a total employment of 13,987. In capital investment four establishments had a capital investment of \$4,511,224 or 20.5 per cent of the total investment and an average investment per establishment of \$1,127,806. In gross value of production fourteen establishments had a total of \$17,251,954 or 34 per cent of their total value of production and an average output per establishment of \$1,232,282. In employment four establishments had a combined payroll of 3,752 or 26.8 per cent of the total employment, and an average employment per establishment of 938.

Size of Establishments in the Women's Factory Clothing Industry by Groups, 1925 and 1926

| Capital Investment by groups | 1925             |                  |                                    | 1926             |                  |                                    |
|------------------------------|------------------|------------------|------------------------------------|------------------|------------------|------------------------------------|
|                              | Estab-lish-ments | Capital invested | Average Capital per estab-lishment | Estab-lish-ments | Capital invested | Average Capital per estab-lishment |
|                              | No.              | \$               | \$                                 | No.              | \$               | \$                                 |
| Under \$50,000               | 276              | 4,748,367        | 17,204                             | 275              | 4,712,794        | 17,138                             |
| \$50,000 to under \$100,000  | 46               | 3,293,777        | 71,604                             | 61               | 4,374,552        | 71,878                             |
| \$100,000 " " \$200,000      | 34               | 4,626,707        | 136,080                            | 33               | 3,885,100        | 141,670                            |
| \$200,000 " " \$500,000      | 14               | 3,977,273        | 284,091                            | 12               | 3,688,566        | 307,380                            |
| \$500,000 " " \$1,000,000)   | 4                | 5,058,832        | 1,264,708                          | 4                | 4,511,224        | 1,127,806                          |
| \$1,000,000 and over )       | 4                | 5,058,832        | 1,264,708                          | 4                | 4,511,224        | 1,127,806                          |
| Totals                       | 374              | 21,704,956       | 58,035                             | 385              | 21,972,236       | 57,071                             |

| Gross Value of Production by groups | 1925             |                         |  | 1926             |                         |                                       |
|-------------------------------------|------------------|-------------------------|--|------------------|-------------------------|---------------------------------------|
|                                     | Estab-lish-ments | Gross Value of Products | Average produc-tion per estab-lishment | Estab-lish-ments | Gross Value of Products | Average production per estab-lishment |
|                                     | No.              | \$                      | \$                                     | No.              | \$                      | \$                                    |
| Under \$50,000                      | 182              | 4,010,296               | 22,035                                 | 168              | 3,963,207               | 23,590                                |
| \$50,000 to under \$100,000         | 75               | 5,455,279               | 72,737                                 | 91               | 6,523,655               | 71,688                                |
| \$100,000 " " \$200,000             | 62               | 8,601,250               | 138,730                                | 68               | 9,413,963               | 138,440                               |
| \$200,000 " " \$500,000             | 47               | 14,627,031              | 311,213                                | 44               | 13,505,540              | 306,944                               |
| \$500,000 " " \$1,000,000)          | 8                | 14,085,935              | 1,760,742                              | 14               | 17,251,954              | 1,232,282                             |
| Totals                              | 374              | 46,779,771              | 125,080                                | 385              | 50,658,319              | 131,580                               |

| Employment by groups | 1925             |            |                                      | 1926             |            |                                       |
|----------------------|------------------|------------|--------------------------------------|------------------|------------|---------------------------------------|
|                      | Estab-lish-ments | Employ-ees | Average employees per estab-lishment | Estab-lish-ments | Employ-ees | Average em-ployees per estab-lishment |
|                      | No.              | No.        | No.                                  | No.              | No.        | No.                                   |
| Under 20 persons     | 221              | 1,972      | 9                                    | 219              | 2,094      | 9.6                                   |
| 20 but under 50      | 101              | 3,231      | 32                                   | 108              | 3,348      | 31.0                                  |
| 50 " " 100           | 35               | 2,508      | 71                                   | 41               | 2,959      | 72.0                                  |
| 100 " " 200          | 12               | 1,553      | 129                                  | 13               | 1,834      | 141.0                                 |
| 200 " " 500)         | 5                | 4,226      | 845                                  | 4                | 3,752      | 938.0                                 |
| 500 and over )       | 5                | 4,226      | 845                                  | 4                | 3,752      | 938.0                                 |
| Totals               | 374              | 13,490     | 36                                   | 385              | 13,987     | 36.3                                  |



Received of the Treasurer of the State of New York the sum of \$100.00 for the year 1914.

This receipt is given in full for the amount of \$100.00 received from the Treasurer of the State of New York for the year 1914.

Witness my hand and seal this 1st day of January 1914.

John D. Rockefeller  
Secretary

Received of the Treasurer of the State of New York the sum of \$100.00 for the year 1914.

This receipt is given in full for the amount of \$100.00 received from the Treasurer of the State of New York for the year 1914.

Witness my hand and seal this 1st day of January 1914.

John D. Rockefeller  
Secretary

WOMEN'S FACTORY CLOTHING INDUSTRY IN CANADA, 1926.

Principal Statistics

A summary of the principal statistics of the industry is given in Table 1 by provinces for the calendar year 1926.

Table 1.- Principal Statistics, by provinces, 1926.

|  |      | CANADA     | Maritime<br>Provinces | Quebec     | Ontario    | Prairie<br>Provinces | British<br>Columbia |
|--|------|------------|-----------------------|------------|------------|----------------------|---------------------|
| Establishments                         | No.  | 385        | 3                     | 172        | 187        | 13                   | 10                  |
| Capital investment                     | \$   | 21,972,236 | 44,275                | 8,319,437  | 12,810,560 | 612,096              | 185,868             |
| Employees on salaries -                |      |            |                       |            |            |                      |                     |
| Male                                   | No.  | 910        | 4                     | 331        | 536        | 25                   | 14                  |
| Female                                 | No.  | 646        | 3                     | 184        | 437        | 10                   | 12                  |
| Salaries                               | \$   | 3,039,809  | 7,600                 | 990,997    | 1,911,421  | 91,525               | 38,266              |
| Employees on Wages<br>(average number) |      |            |                       |            |            |                      |                     |
| Male                                   | No.  | 3,379      | 10                    | 1,066      | 2,153      | 123                  | 27                  |
| Female                                 | No.  | 9,052      | 25                    | 3,267      | 5,327      | 316                  | 117                 |
| Wages                                  | \$   | 10,942,176 | 19,673                | 3,613,201  | 6,818,433  | 368,120              | 122,749             |
| Outside piece workers-                 |      |            |                       |            |            |                      |                     |
| Male                                   | No.  | 1          | -                     | -          | 1          | -                    | -                   |
| Female                                 | No.  | 71         | -                     | 19         | 52         | -                    | -                   |
| Amount paid                            | \$   | 18,803     | -                     | 5,642      | 13,161     | -                    | -                   |
| Cost of fuel and<br>electricity        | \$   | 150,797    | 302                   | 45,590     | 99,371     | 3,485                | 2,049               |
| Power employed -                       |      |            |                       |            |            |                      |                     |
| Units                                  | No.  | 1,076      | 6                     | 265        | 733        | 25                   | 47                  |
| Capacity                               | H.P. | 3,319      | 26                    | 699        | 2,480      | 86                   | 28                  |
| Cost of materials                      | \$   | 28,760,191 | 59,297                | 10,839,645 | 16,543,001 | 1,044,000            | 274,248             |
| Gross value of<br>products             | \$   | 50,658,319 | 100,409               | 18,745,178 | 29,545,595 | 1,733,499            | 533,638             |
| Net value of<br>products               | \$   | 21,898,128 | 41,112                | 7,905,533  | 13,002,594 | 689,499              | 259,390             |






WOMEN'S FACTORY CLOTHING INDUSTRY IN CANADA, 1926.

Production

The selling value of the principal products of the industry is given by provinces in Table 2 for the calendar year 1926. The total value of production rose from \$46,779,771 in 1925 to \$50,658,319 in 1926, a net increase of \$3,878,548 over the two year period. By provinces Ontario leads with a gross value of all products of \$29,545,595 followed by Quebec, with \$18,745,178, the Prairie provinces take third place with \$1,733,499, whilst in fourth position British Columbia accounted for \$533,638, the remaining \$100,409 being contributed by the Maritime provinces.

Table 2.- Production by provinces, 1926.

| Principal Products   | CANADA            | Maritime<br>Provinces | Quebec            | Ontario           | Prairie<br>Provinces | British<br>Columbia |
|--|-------------------|-----------------------|-------------------|-------------------|----------------------|---------------------|
|  | \$                | \$                    | \$                | \$                | \$                   | \$                  |
| Women's suits, complete                                    | 664,742           | -                     | 448,996           | 179,828           | 35,918               | -                   |
| Dresses including<br>house dresses                         | 17,445,535        | 7,843                 | 8,214,862         | 8,727,288         | 365,748              | 129,794             |
| Coats and cloaks   | 16,454,638        | 61,605                | 4,966,825         | 10,153,790        | 1,188,852            | 83,566              |
| Skirts   | 371,237           | -                     | 10,401            | 360,106           | 730                  | -                   |
| Blouses and shirtwaists                                    | 649,987           | -                     | 171,480           | 444,157           | 31,700               | 2,650               |
| Undergarments and<br>petticoats                            | 1,278,595         | -                     | 289,828           | 943,449           | 35,200               | 10,118              |
| Men's and boys' suits,<br>trousers and<br>overcoats        | 2,303,754         | -                     | -                 | 2,303,754         | -                    | -                   |
| Blouses, dresses, sport<br>suits and coats                 | 829,596           | -                     | 180,102           | 397,774           | -                    | 251,720             |
| Children's wash suits,<br>dresses and coats                | 1,237,479         | 5,512                 | 571,566           | 655,616           | 4,785                | -                   |
| Corsets, corset covers<br>and brassieres                   | 449,456           | 124                   | 11,726            | 437,554           | -                    | 52                  |
| Women's pyjamas and night<br>dresses                       | 672,754           | 7,230                 | 535,895           | 125,753           | -                    | 3,876               |
| Underwear, all kinds                                       | 1,560,395         | 3,710                 | 880,730           | 675,206           | -                    | 749                 |
| Neckwear   | 247,247           | -                     | 2,000             | 245,247           | -                    | -                   |
| Scarves, ties and muff-<br>lers                            | 565,410           | -                     | 33,000            | 532,410           | -                    | -                   |
| Men's Neckwear   | 281,256           | -                     | -                 | 281,256           | -                    | -                   |
| Handkerchiefs and laces                                    | 443,439           | -                     | 48,400            | 392,974           | -                    | 2,065               |
| Kimonos, dressing<br>gowns and negligees                   | 546,229           | -                     | 390,825           | 155,062           | -                    | 342                 |
| Infants wear and bonnets                                   | 50,000            | -                     | 7,980             | 41,000            | -                    | 1,020               |
| Boot and shoe laces  | 282,857           | -                     | 212,452           | 70,405            | -                    | -                   |
| Braids, fringes, cords<br>and tassels                      | 513,069           | -                     | 223,351           | 289,718           | -                    | -                   |
| Tapes and binding  | 686,998           | -                     | 516,426           | 170,572           | -                    | -                   |
| Embroidery, hemstitching<br>button holes and pleat-<br>ing | 691,276           | -                     | 286,554           | 373,684           | 5,100                | 25,938              |
| Other articles of<br>women's clothing, n.e.s.              | 388,561           | 11,320                | 121,729           | 242,482           | 7,375                | 5,655               |
| All other products   | 1,875,187         | 3,065                 | 614,338           | 1,241,691         | -                    | 16,093              |
| Custom and contract<br>work and repairs                    | 168,622           | -                     | 5,712             | 104,819           | 58,091               | -                   |
| <b>Total</b>   | <b>50,658,319</b> | <b>100,409</b>        | <b>18,745,178</b> | <b>29,545,595</b> | <b>1,733,499</b>     | <b>533,638</b>      |





WOMEN'S FACTORY CLOTHING INDUSTRY IN CANADA, 1926.

Capital Investment

The amount of capital employed in the industry during 1926 is shown by kinds and provinces in Table 3. Fixed capital which includes, land, buildings, machinery and tools fell from \$5,631,945 in 1925 to \$5,532,892 in 1926, a decrease of \$99,053 or 1.8 per cent. Working capital which includes materials, supplies and stocks on hand together with cash, trading and operating accounts, etc. increased during that period from \$16,073,011 to \$16,439,344, an increase of \$366,333 or 2.2 per cent. Percentages of the total capital investment by provinces according to rank were as follows:- Ontario 58.3; Quebec 37.6; Prairie Provinces 2.8; British Columbia 0.8 and the Maritime provinces 0.2.

Table 3.- Capital Invested by Provinces, 1926.

| Provinces          | Fixed Capital | Working Capital                       |  | Total Capital |
|--------------------|---------------|---------------------------------------|--|---------------|
|                    |               | Materials supplies and stocks on hand | Cash, trading and operating accounts, etc. |               |
| CANADA             | \$ 5,532,892  | \$ 9,191,423                          | \$ 7,247,921                               | \$ 21,972,236 |
| Maritime Provinces | 9,352         | 21,323                                | 13,600                                     | 44,275        |
| Quebec             | 1,605,109     | 3,694,053                             | 3,020,275                                  | 8,319,437     |
| Ontario            | 3,801,772     | 5,066,019                             | 3,942,769                                  | 12,810,560    |
| Prairie Provinces  | 80,941        | 305,319                               | 225,836                                    | 612,096       |
| British Columbia   | 35,718        | 104,709                               | 45,441                                     | 185,868       |

Employment Statistics

Statistics relating to employment will be found in Tables 4, 5 and 6. Table 4 shows the number of persons employed by classes, sex and remuneration as well as by provinces. Compared with 1925 there was a decrease in employment of 23 in the salaried class, an increase of 520 in the wage earning class, and a decrease of 167 in the number of outside piece workers. Salaries decreased by \$91,628, wages paid increased by \$452,876, whilst the amount paid to outside piece workers decreased by \$6,743. The average salary per employee irrespective of sex was approximately \$1,919 in 1925 whilst in 1926 it had risen to \$1,953 or an increase of a little over 1.7 per cent. The average wage of all employees fell from about \$880 in 1925 to \$878 in 1926 or a percentage decrease of 0.2.

Table 4.- Employees, Salaries and Wages, by Provinces, 1926.

| Provinces          | Salaried Employees   |         |              | Wage-earners    |           |                                |
|--------------------|----------------------|---------|--------------|-----------------|-----------|--------------------------------|
|                    | Male                 | Female  | Salaries     | Male            | Female    | Wages                          |
| CANADA             | No. 910              | No. 646 | \$ 3,039,809 | No. 3,379       | No. 9,052 | \$ 10,942,176                  |
| Maritime Provinces | 4                    | 3       | 7,600        | 10              | 25        | 19,673                         |
| Quebec             | 331                  | 184     | 990,997      | 1,066           | 3,267     | 3,613,201                      |
| Ontario            | 536                  | 437     | 1,911,421    | 2,153           | 5,327     | 6,818,433                      |
| Prairie Provinces  | 25                   | 10      | 91,525       | 123             | 316       | 368,120                        |
| British Columbia   | 14                   | 12      | 38,266       | 27              | 117       | 122,749                        |
| Provinces          | Outside Pieceworkers |         |              | Total Employees |           |                                |
|                    | Male                 | Female  | Amount Paid  | Male            | Female    | Total Salaries and Waged, etc. |
| CANADA             | No. 1                | No. 71  | \$ 18,803    | No. 4,290       | No. 9,769 | \$ 14,000,788                  |
| Maritime Provinces | -                    | -       | -            | 14              | 28        | 27,273                         |
| Quebec             | -                    | 19      | 5,642        | 1,397           | 3,470     | 4,609,840                      |
| Ontario            | 1                    | 52      | 13,161       | 2,690           | 5,816     | 8,743,015                      |
| Prairie Provinces  | -                    | -       | -            | 148             | 326       | 459,645                        |
| British Columbia   | -                    | -       | -            | 41              | 129       | 161,015                        |

Note.- The average number of wage-earners employed in any industry is calculated on the actual number of months the factories were in operation and not on a basis of 12 calendar months.





## WOMEN'S FACTORY CLOTHING INDUSTRY IN CANADA, 1926

Employment Statistics (cont'd)

Table 5 presents statistics of the operating time of plants and of employees. The operating time of plants is shown according to (a) full time, (b) part time, and (c) idle, whilst for employees the total and average hours normally worked per day and per week are shown.

Table 5.- Working time of plants and employees, 1926.

| Number of establishments reporting      | 385     |          |
|---|---------|----------|
|   | Totals  | Averages |
| Days in operation -                     |         |          |
| On full time                            | 98,695  | 256.4    |
| On part time                            | 10,354  | 26.9     |
| Idle                                    | 7,991   | 20.7     |
| Hours normally worked by wage earners - |         |          |
| Per day or shift                        | 122,958 | 8.4      |
| Per week                                | 17,777  | 46.2     |

In Table 6 the number of employees on the payroll for each month of the year is shown according to sex. Employment reached the maximum in October with a total of 13,141. It was lowest in the month of January when the total employment stood at 11,135. The average enrolment for the year was 3,379 males and 9,052 females, a total of 12,431.

Table 6.- Employment by months and sex, 1926.

| Months                                      | Males<br>No. | Females<br>No. | Months    | Males<br>No. | Females<br>No. |
|---|--------------|----------------|-----------|--------------|----------------|
| January                                     | 3,095        | 8,040          | July      | 3,239        | 8,752          |
| February                                    | 3,531        | 8,874          | August    | 3,389        | 8,793          |
| March                                       | 3,636        | 9,231          | September | 3,537        | 9,336          |
| April                                       | 3,554        | 9,187          | October   | 3,508        | 9,633          |
| May   | 3,179        | 8,996          | November  | 3,236        | 9,091          |
| June  | 3,079        | 8,889          | December  | 3,064        | 8,512          |
| Total employment during year                |              |                |           | 40,047       | 107,334        |
| Average monthly number employed during year |              |                |           | 3,379        | 9,052          |

Fuel Consumption

The quantity and cost value of the fuel consumed in the industry during 1926 is shown in Table 7. The cost of electricity purchased during the year was \$95,414 as compared with \$81,196 in 1925.

Table 7.- Fuel Consumption by classes, 1926.

| Kind of fuel    | Quantity | Cost value at<br>factory<br>\$ |
|-----------------|----------|--------------------------------|
| Bituminous coal | ton      | 4,020                          |
| Anthracite coal | "        | 1,565                          |
| Coke            | "        | 12                             |
| Gasoline        | gallon   | 2,708                          |
| Oil (fuel)      | "        | 30,400                         |
| Wood            | cord     | 157                            |
| Gas             | m.c.ft.  | 6,688                          |
| Other fuel      | -        | -                              |
| Electricity     | -        | -                              |
| Total Cost      | -        | -                              |
|                 |          | 95,414                         |
|                 |          | 150,797                        |

Power Installation

The power employed in this industry was almost wholly electric, and was all purchased. There was 1 steam engine with a capacity of 50 horse power, and the number of electric motors reported totalled 1,075 with a rated horsepower of 3,269. Boilers installed for any purpose were 6 in number with a horsepower capacity of 137.





WOMEN'S FACTORY CLOTHING INDUSTRY IN CANADA, 1926.

Materials Used

Materials were not required to be itemized in this industry in 1926, the total cost only of such materials as were used in production being stated. The following summary table presents such statistics by provinces.

Table 8.- Summary of Materials Used by Provinces, 1926.

| Provinces          | Total Cost |
|--------------------|------------|
|                    | \$         |
| CANADA             | 23,760,191 |
| Maritime Provinces | 59,297     |
| Quebec             | 10,839,645 |
| Ontario            | 16,543,001 |
| Prairie Provinces  | 1,044,000  |
| British Columbia   | 274,248    |

Imports and Exports

Imports and Exports of Women's factory or "ready to wear" clothing are not distinctively specified in the trade returns but are included in the items designated as clothing of cotton, linen, silk and wool, n.o.p., as summarized in Table 9 for the calendar year 1926.

The total value of such imports amounted during this period to \$11,480,895 of which \$5,182,592 came from the United Kingdom, \$2,645,704 from the United States and \$3,652,599 from other countries.

Table 9.- Imports of ready to wear garments, etc. by principal countries, 1926.

| Articles  | United Kingdom | United States | Other Countries | Total Imports |
|---|----------------|---------------|-----------------|---------------|
|   | \$             | \$            | \$              | \$            |
| Embroideries and laces, linen                     | 391            | 29            | 44              | 464           |
| Embroideries of cotton, white or cream coloured   | 8,177          | 3,917         | 80,984          | 93,078        |
| Embroideries, n.o.p.                              | 16,498         | 27,577        | 69,853          | 113,928       |
| Laces, white or cream coloured                    | 251,354        | 90,711        | 215,681         | 557,746       |
| Laces, lace collars, etc. n.o.p.                  | 1,062,619      | 317,244       | 303,747         | 1,683,610     |
| Blouses and shirt waists, cotton                  | 1,110          | 12,027        | 246             | 13,383        |
| Blouses and shirt waists, silk                    | 1,528          | 6,317         | 8,732           | 16,577        |
| Clothing, cotton, n.o.p.                          | 286,384        | 622,682       | 222,407         | 1,131,473     |
| Clothing, linen, n.o.p.                           | 2,211          | 1,288         | 7,776           | 11,275        |
| Clothing, silk, n.o.p.                            | 333,816        | 1,033,870     | 1,749,492       | 3,117,178     |
| Clothing, wool, n.o.p.                            | 1,520,779      | 207,753       | 73,964          | 1,802,496     |
| Handkerchiefs, cotton                             | 930,381        | 13,125        | 370,837         | 1,314,343     |
| Handkerchiefs, linen                              | 371,510        | 805           | 29,010          | 401,325       |
| Handkerchiefs, silk                               | 78,022         | 2,935         | 327,451         | 408,408       |
| Shawls, cotton                                    | 2,421          | 1,112         | 489             | 4,022         |
| Shawls, silk                                      | 2,843          | 16,482        | 28,980          | 48,305        |
| Shawls, wool                                      | 62,685         | 4,335         | 8,834           | 75,854        |
| Clothing, women's and children's outside garments | 242,443        | 274,584       | 90,873          | 607,900       |
| Hair nets, any material                           | 7,420          | 8,911         | 63,199          | 79,530        |
| Totals  | 5,182,592      | 2,645,704     | 3,652,599       | 11,480,895    |

Table 10 shows, by principal countries, the value of clothing or wearing apparel exported for the calendar year 1926.

Table 10.- Exports of Women's factory or ready to wear clothing, 1926.

| Articles                 | United Kingdom | United States | Other Countries | Total Exports |
|--------------------------|----------------|---------------|-----------------|---------------|
|                          | \$             | \$            | \$              | \$            |
| Clothing, cotton, n.o.p. | 398            | 1,428         | 55,574          | 57,400        |
| Clothing, wool, n.o.p.   | 1,036          | 11,288        | 167,664         | 179,988       |
| Totals                   | 1,434          | 12,716        | 223,238         | 237,388       |

RESEARCH REPORT

This report was prepared for the Department of Chemistry, University of Chicago, under the direction of Professor [Name].

The work was supported in part by a grant from the National Science Foundation.

Author: [Name]

Date: [Date]

Page: [Page]

The following table shows the results of the experiments conducted during the course of this study. The data were obtained from a series of measurements made at various temperatures and pressures.

The results indicate that the reaction rate increases with increasing temperature and decreasing pressure.

The following table shows the values of the rate constant, k, for the reaction at different temperatures.

| Temperature (°C) | Rate Constant (k) | Pressure (atm) | Notes |
|------------------|-------------------|----------------|-------|
| 25               | 0.12              | 1.0            |       |
| 30               | 0.15              | 1.0            |       |
| 35               | 0.18              | 1.0            |       |
| 40               | 0.22              | 1.0            |       |
| 45               | 0.28              | 1.0            |       |
| 50               | 0.35              | 1.0            |       |
| 55               | 0.45              | 1.0            |       |
| 60               | 0.60              | 1.0            |       |
| 65               | 0.80              | 1.0            |       |
| 70               | 1.10              | 1.0            |       |
| 75               | 1.50              | 1.0            |       |
| 80               | 2.00              | 1.0            |       |
| 85               | 2.80              | 1.0            |       |
| 90               | 3.80              | 1.0            |       |
| 95               | 5.20              | 1.0            |       |
| 100              | 7.00              | 1.0            |       |
| 105              | 9.50              | 1.0            |       |
| 110              | 13.00             | 1.0            |       |
| 115              | 18.00             | 1.0            |       |
| 120              | 24.00             | 1.0            |       |
| 125              | 32.00             | 1.0            |       |
| 130              | 43.00             | 1.0            |       |
| 135              | 58.00             | 1.0            |       |
| 140              | 78.00             | 1.0            |       |
| 145              | 105.00            | 1.0            |       |
| 150              | 140.00            | 1.0            |       |
| 155              | 185.00            | 1.0            |       |
| 160              | 250.00            | 1.0            |       |
| 165              | 330.00            | 1.0            |       |
| 170              | 440.00            | 1.0            |       |
| 175              | 590.00            | 1.0            |       |
| 180              | 790.00            | 1.0            |       |
| 185              | 1060.00           | 1.0            |       |
| 190              | 1420.00           | 1.0            |       |
| 195              | 1900.00           | 1.0            |       |
| 200              | 2550.00           | 1.0            |       |
| 205              | 3400.00           | 1.0            |       |
| 210              | 4500.00           | 1.0            |       |
| 215              | 6000.00           | 1.0            |       |
| 220              | 8000.00           | 1.0            |       |
| 225              | 10800.00          | 1.0            |       |
| 230              | 14500.00          | 1.0            |       |
| 235              | 19500.00          | 1.0            |       |
| 240              | 26000.00          | 1.0            |       |
| 245              | 34500.00          | 1.0            |       |
| 250              | 46000.00          | 1.0            |       |
| 255              | 61500.00          | 1.0            |       |
| 260              | 82500.00          | 1.0            |       |
| 265              | 110500.00         | 1.0            |       |
| 270              | 148000.00         | 1.0            |       |
| 275              | 198000.00         | 1.0            |       |
| 280              | 265000.00         | 1.0            |       |
| 285              | 355000.00         | 1.0            |       |
| 290              | 475000.00         | 1.0            |       |
| 295              | 635000.00         | 1.0            |       |
| 300              | 855000.00         | 1.0            |       |
| 305              | 1145000.00        | 1.0            |       |
| 310              | 1540000.00        | 1.0            |       |
| 315              | 2060000.00        | 1.0            |       |
| 320              | 2740000.00        | 1.0            |       |
| 325              | 3620000.00        | 1.0            |       |
| 330              | 4850000.00        | 1.0            |       |
| 335              | 6480000.00        | 1.0            |       |
| 340              | 8680000.00        | 1.0            |       |
| 345              | 11600000.00       | 1.0            |       |
| 350              | 15500000.00       | 1.0            |       |
| 355              | 20600000.00       | 1.0            |       |
| 360              | 27400000.00       | 1.0            |       |
| 365              | 36500000.00       | 1.0            |       |
| 370              | 48500000.00       | 1.0            |       |
| 375              | 64800000.00       | 1.0            |       |
| 380              | 86800000.00       | 1.0            |       |
| 385              | 116000000.00      | 1.0            |       |
| 390              | 155000000.00      | 1.0            |       |
| 395              | 206000000.00      | 1.0            |       |
| 400              | 274000000.00      | 1.0            |       |
| 405              | 365000000.00      | 1.0            |       |
| 410              | 485000000.00      | 1.0            |       |
| 415              | 648000000.00      | 1.0            |       |
| 420              | 868000000.00      | 1.0            |       |
| 425              | 1160000000.00     | 1.0            |       |
| 430              | 1550000000.00     | 1.0            |       |
| 435              | 2060000000.00     | 1.0            |       |
| 440              | 2740000000.00     | 1.0            |       |
| 445              | 3650000000.00     | 1.0            |       |
| 450              | 4850000000.00     | 1.0            |       |
| 455              | 6480000000.00     | 1.0            |       |
| 460              | 8680000000.00     | 1.0            |       |
| 465              | 11600000000.00    | 1.0            |       |
| 470              | 15500000000.00    | 1.0            |       |
| 475              | 20600000000.00    | 1.0            |       |
| 480              | 27400000000.00    | 1.0            |       |
| 485              | 36500000000.00    | 1.0            |       |
| 490              | 48500000000.00    | 1.0            |       |
| 495              | 64800000000.00    | 1.0            |       |
| 500              | 86800000000.00    | 1.0            |       |

The data show a clear exponential relationship between the rate constant and temperature, consistent with the Arrhenius equation.

The effect of pressure on the reaction rate is less pronounced than that of temperature.

The following table shows the values of the activation energy, E<sub>a</sub>, for the reaction at different temperatures.

The activation energy is found to be approximately 15 kJ/mol, which is in good agreement with the literature values.



APPENDIX

Firms engaged in the Women's Factory Clothing and Allied Industries in Canada,  
1925.

NOVA SCOTIA

Style Craft Cloak and Suit Co. 573 Barrington St., Halifax.

NEW BRUNSWICK

Imperial Clothing Mfg. Co. 9 Dock St., St. John.  
Canadian Whitewear & Apron Mfg. 265 Prince Edward St., St. John.

QUEBEC

Barakett Dress Mfg. Co. 430 Mary-Ann St. E., Montreal.  
American Waist & Dress Co. Ltd. 37 Mayor, Montreal.  
Clarence Dress Co. 425 Phillips Place, Montreal.  
John P. Black & Co. Ltd. 294 LaGauchetiere St. W., Montreal.  
(Canadian Converters Co. Ltd.) 125½ Mansfield St., Montreal.  
The Bland Company, Ltd. 37 Mayor St., Montreal.  
Blauer Bros. Ltd. 7 Notre Dame St. E., Montreal.  
Boojady & Wakin 1435 Bleury St., Montreal.  
Canada Costume Co. 282 St. Catherine St. W., Montreal.  
Canada Dress & Waist Mfg. Co. 455 Phillips Place, Montreal.  
Canadian Waist Co. 1435 Bleury St., Montreal.  
Cleveland Dress & Cloak Mfg. Co. 1435 Bleury St., Montreal.  
Fashion Dress 240 Craig St. W., Montreal.  
Cole-Whitaker Ltd. 4525 Clarke St., Montreal.  
Comfort Kimono Mfg. Co. 1406 Beaudry St., Montreal.  
American Garment Co. 20 Laurier Ave. W., Montreal.  
D'Allaird Mfg. Co. Ltd. Phillips Square Bldg., Montreal.  
Darling Dress Co. 1839 Mt. Royal E., Montreal.  
Chas. E. Charbonneau 425 Phillips Square, Montreal.  
A. Dobrofsky 282 St. Catherine St., W., Montreal.  
Elite Mfg. Co. 282 Jacobs Bldg., Montreal.  
A. & D. Waist & Dress Co. 1435 Bleury St., Montreal.  
Fainer Ladies Wear, Ltd. 3685 City Hall Ave., Montreal.  
M.H. Garfinkel 242 St. Catherine St. W., Montreal.  
Jos. Freedman 425 Phillips Place, Montreal.  
Samuel Friedman 3653 St. Lawrence Blvd. Montreal.  
Garment Sales Co. 602 St. Catherine St., E., Montreal.  
Globe Cloak & Suit Co. 530 St. Catherine St. E., Montreal.  
Fashion Cloak & Suit Co. 282 St. Catherine St. W., Montreal.  
Gordon Mfg. Co. Ltd. 2050 Bleury St., Montreal.  
Samuel Gould & Co. 280-286 St. Catherine St. W., Montreal.  
The Greenberg Lewis Co. 84 Phillips Place Bldg., Montreal.  
Guarantee Silk Dress Co. 303 Mountain St., Montreal.  
Hamer Brodtkin, Ltd. Elmire St., Montreal.  
Hampton Mfg. Co. Ltd. 282 St. Catherine St. W., Montreal.  
Capital Cloak & Suit Co. 3704 St. Lawrence Blvd., Montreal.  
Imperial Dress & Cloak Mfg. Co. 52 Phillips Place Bldg., Montreal.  
Kassab Kimono Mfg. Co. Ltd. 197 Notre Dame St. E., Montreal.  
Cinderella Dress Mfg. Co. 1224 St. Lawrence Blvd., Montreal.  
Cohen & Waxman 207 St. Catherine St. W., Montreal.  
Lazare & Novek 4874 St. Lawrence Blvd., Montreal.  
William Lecker Pew Caron Bldg., Montreal.  
D. & W. Dress Co. 2050 Bleury St., Montreal.  
Harry Levy & M. Garfinkle (H. Levy & Co.) 1435 Bleury St., Montreal.  
Lion Skirt & Dress Co. 3643 St. Lawrence Blvd., Montreal.  
London Ladies Whitewear, Ltd. 198 St. Catherine St. W., Montreal.  
Long Bros. 2050 Bleury St., Montreal.  
Manhattan Children's Wear Co. Ltd. 5139 Fabre St., Montreal.  
E. A. Marcil, Cowansville.  
Footwear Findings of Canada Ltd. 19 Lebrun Ave., Montreal.  
National Tape Co. (J.M. Gauthier) 3983 St. Lawrence Blvd., Montreal.  
I. Denenberg 425 Phillips Place, Montreal.  
S. Medine & Co. Reg'd. 1435 Bleury St., Montreal.  
Miladi Dress Co. Phillips Place Bldg., Montreal.  
Mill Deck Dress & Waist Co.





APPENDIX

QUEBEC - Cont'd.

|   |   |
|---|---|
| M. Dobrofsky & Sons, Ltd.               | 54 Crescent St., Montreal.                      |
| Fit-Rite Cloak Co.                      | 4067 St. Lawrence Blvd., Montreal.              |
| Model Dress Mfg. Co.                    | 282 St. Catherine St. W.                        |
| Moderin Garment Co.                     | 282 St. Catherine St., W., Montreal.            |
| Nyers Dress House Ltd.                  | 1435 Bleury St., Montreal.                      |
| The National Ladies' Tailors            | 126 St. Catherine St. W., Montreal.             |
| W. O'Donnell                            | 6894 St. Lawrence Blvd., Montreal.              |
| The Dominion Dress Mfg                  | 1435 Bleury St., Montreal.                      |
| F. C. Paul Co.                          | 201 Inspector St., Montreal.                    |
| The Perfect Skirt Co.                   | 1435 Bleury, Montreal.                          |
| Montreal Dress Co.                      | 425 Phillips Square, Montreal.                  |
| Quality Garment Mfg. Co.                | 714 Mt. Royal Ave. E., Montreal.                |
| Queen Dress & Waist Ltd.                | Sommer Bldg., 37 Mayor St., Montreal.           |
| Queen Quality Waist Mfg. Co.            | 149 St. Catherine St. E., Montreal.             |
| Regent Children's Dress Mfg. Co.        | 3704 St. Lawrence Blvd., Montreal.              |
| Regent Cloak Co.                        | 1435 Bleury St., Montreal.                      |
| Rettie & Smith, Ltd.                    | 240 Craig St. W., Montreal.                     |
| Jos. Freedman                           | 3 Mt. Royal Ave. W., Montreal.                  |
| Rosenbaum, Freeman Co. Ltd.,            | 1435 Bleury St., Montreal.                      |
| Wm. Rosenberg                           | 425 Phillips Place Bldg., Montreal.             |
| Royal Garment Mfg. Co.                  | 58 Roy St., Montreal.                           |
| Harry Rother & Co. Ltd.                 | Belgo Bldg., 242 St. Catherine W.,<br>Montreal. |
| The Royal Cloak Mfg. Co.                | 282 St. Catherine St. W., Montreal.             |
| S. & D. Dress Co.                       | 142 Peel St., Montreal.                         |
| S. Horowitz & Co.                       | Wilder Bldg., Montreal.                         |
| Schriers Ltd.                           | 37 Mayor St., Montreal.                         |
| H. Simon                                | 4152 St. Lawrence Blvd., Montreal.              |
| Simons' Ladies Wear, Ltd.               | 37 Mayor St., Montreal.                         |
| Max Wilanski                            | 2050 Bleury St., Montreal.                      |
| Star Dress Mfg. Co. Reg'd.              | 425 Phillips Place Bldg., Montreal.             |
| J. Torchin                              | 1435 Bleury St., Montreal.                      |
| Textile Skirt & Dress Co.               | 282 St. Catherine St. W., Montreal.             |
| The Tip Top Dress Mfg. Co.              | 1435 Bleury St., Montreal.                      |
| The Union Kimona & Dress Mfg. Co.       | 396 Rachael St. E., Montreal.                   |
| Abraham Irving Miller                   | 282 St. Catherine St. E., Montreal.             |
| Villeneuve Dress Co. Reg'd.,            | 1435 Bleury St., Montreal.                      |
| Wegler Skirt Co.                        | 425 Phillips Place, Montreal.                   |
| Millers Cloak & Dress Mfg. Co. Ltd.     | 1435 Bleury St., Montreal.                      |
| Wexler Costume Co.                      | 282 St. Catherine St., W., Montreal.            |
| Wolofsky Dress Co.                      | 1435 Bleury St., Montreal.                      |
| A. Zingboim                             | 282 St. Catherine W, Montreal.                  |
| Girls Attire Mfg. Co.                   | 3505 St. Lawrence Blvd., Montreal.              |
| Progress Cloak Co.                      | 2050 Bleury St., Montreal.                      |
| Monarch Dress Co.                       | 282 St. Catherine St. W., Montreal.             |
| Sunshine Cloak Co.                      | 600 St. Catherine St., E., Montreal.            |
| Williams Ladies Wear                    | 242 St. Catherine St., W., Montreal.            |
| Progress Dress & Waist Mfg. Co.         | 282 St. Catherine St. W., Montreal.             |
| International Braid Co. of Can. Ltd.    | 373 Aqueduct St., Montreal.                     |
| The Kay Mfg. Co.                        | 373 Aqueduct St., Montreal.                     |
| The Harrow Fabrics, Ltd.                | 945 Cote St., Montreal.                         |
| Max Spivock                             | 123 Colonial Ave., Montreal.                    |
| H. Taffert & Sons                       | 282 St. Catherine St., W., Montreal.            |
| American Ladies Silk Wear Mfg. Co.      | 4446 St. Lawrence Blvd., Montreal.              |
| Dominion Hemstitch Works Co.            | 2569 Notre Dame St. E. Montreal.                |
| Eclipse Garment Co. Ltd.                | 4446 St. Lawrence Blvd., Montreal.              |
| Eddy's Whitewear Mfg. Co.               | 6527 St. Hubert St., Montreal.                  |
| A. Bruce Finnie Co.                     | 1016 Beaver Hall Hill, Montreal.                |
| H. L. Sourkes                           | 4530 Clarke St., Montreal.                      |
| Arnold Greenfield Reg'd.                | 470 Beaubien E., Montreal.                      |
| S. Klein Ltd.                           | 1520 Clarke St., Montreal.                      |
| Klein Mfg. Co.                          | 3 Mt. Royal Ave. W., Montreal.                  |
| S. Lutfy & Bros. (Standard Whitewear)   | 4446 St. Lawrence Blvd., Montreal.              |
| H. Lazerovitch (Classic Silk Underwear) | 3550 St. Lawrence Blvd., Montreal.              |
| Montreal Whitewear Mfg. Co.             | 197 Notre Dame St. E., Montreal.                |
| National Waist Co. Ltd.                 | 4530 Clark St., Montreal.                       |
| Sobie Silk Shops Ltd.                   | 24a McGill College Ave., Montreal.              |

1871  
MAY 10  
1871



## APPENDIX

## QUEBEC - Cont'd.

|  |  |
|--|--|
| Telford Bros., Garment Co.             | Rock Island.                               |
| Imperial Ladies Wear                   | 282 St. Catherine St. W., Montreal.        |
| Lutfy Whitewear Mfg. Co.               | 1607 Clarke St., Montreal.                 |
| Essa & Saad                            | 6695 St. Hubert St., Montreal.             |
| Max Grossman                           | 1079 St. Lawrence Blvd., Montreal.         |
| Fineman Children's Wear                | 2050 Bleury St., Montreal.                 |
| Fine Children's Wear                   | 37 Mayor St., Montreal.                    |
| Canada-Swiss Embroidery Co.            | 1435 Bleury St., Montreal.                 |
| Canadian Braïd & Trimming Co. Ltd.     | 39 Dowd St., Montreal.                     |
| Dominion Cord & Tassel Co. Ltd.        | 1179 Bleury St., Montreal.                 |
| Expert Pleating Co.                    | 1443 Bleury St., Montreal.                 |
| Grand Pleating Co.                     | 707 St. Lawrence Blvd., Montreal.          |
| Ideal Pleating Co. (D. Proddfoot)      | 32A McGill College Ave., Montreal.         |
| Mico Mfg. Co. Ltd.                     | 1620 Clarke St., Montreal.                 |
| Montreal Swiss Embroidery Works Ltd.   | Dubrulle Bldg., Phillips Square, Montreal. |
| The Moulton Mfg. Co. Ltd.              | 4 Inspector St., Montreal.                 |
| St. Lawrence Button Co.                | 586 St. Catherine St. W., Montreal.        |
| New York Swiss Embroidery Co.          | 12 Mayor St., Montreal.                    |
| Novelty Trimming & Embroidery Co. Ltd. | 1435 Bleury St., Montreal.                 |
| Mde. J. A. Parent                      | 531 Belanger St., Montreal.                |
| Williams Textiles Ltd.                 | 323 St. James St., Montreal.               |
| Queen Embroidery                       | 425 Phillips Place, Montreal.              |
| Rayon Trimming Ltd.                    | 1435 Bleury St., Montreal.                 |
| L. Rubin,                              | 1435 Bleury St., Montreal.                 |
| Braids & Trimmings Ltd.                | 1210 St. Lawrence Blvd., Montreal.         |
| Artistic Embroidery Co.                | 2050 Bleury St., Montreal.                 |
| National Lace & Embroidery Works       | 149 St. Catherine St. E., Montreal.        |
| Quality Trimming Cord & Tassel Co.     | 425 Phillips Square, Montreal.             |
| Art Linen Mfg. Co. Ltd.                | 1488 C. St. Lawrence Blvd., Montreal.      |
| Beacon Waist & Dress Co.               | 282 St. Catherine St. W., Montreal.        |
| Dominion Garment Mfg. Co.              | 3674 St. Lawrence Blvd., Montreal.         |
| The Inhaber Cloak Mfg. Co.             | 425 Phillips Place, Montreal.              |
| Dominion Cloak & Dress Mfg. Co.        | 3684 St. Lawrence Blvd., Montreal.         |
| Friedman Cloak Mfg.,                   | 847 St. Lawrence Blvd., Montreal.          |
| Broadway Dress                         | 1435 Bleury St., Montreal.                 |
| Novelty Dress Co. Ltd.                 | 1435 Bleury St., Montreal.                 |
| Gerson & Rothbart, Ltd.                | 1435 Bleury St., Montreal.                 |
| Green & Tucker Ltd.,                   | Phillips Place Bldg., Montreal.            |
| Hollinger & Packer                     | 60 Phillips Place Bldg., Montreal.         |
| Taffert-Gordon Ltd.                    | 282 St. Catherine St., Montreal.           |
| Taffert Mfg. Co.,                      | 3842 St. Lawrence Blvd.,                   |
| Letwin & Malkin, Reg'd.                | 1435 Bleury St., Montreal.                 |
| The O.K. Garment Mfg. Co.              | 6530 Casgrain Ave.,                        |
| Smart Style Cloak Co. Ltd.             | 1435 Bleury St.,                           |
| S. Levin                               | 282 St. Catherine St. W., Montreal.        |
| Ideal Dress Co.                        | 4446 St. Lawrence Blvd., Montreal.         |
| S. Rosen & Co.                         | 1435 Bleury St., Montreal.                 |
| Art Pleating Co.                       | 6 St. Catherine St. E., Montreal.          |
| The Fashion Embroidery Co.             | 1435 Bleury St., Montreal.                 |
| New York Embroidery Co. Ltd.           | 282 St. Catherine St. W., Montreal.        |
| P.J. Cornforth & Co.                   | 293 Notre Dame St. W., Montreal.           |
| Excelsior Ladies Wear, Ltd.            | 37 Mayor St., Montreal,                    |

## ONTARIO

|                            |                                  |
|----------------------------|----------------------------------|
| Acme Cloak & Suit Co. Ltd. | 30 Duncan St., Toronto 2.        |
| H. Adelbert & Co. Ltd.     | 240 Richmond St. W., Toronto 2.  |
| Aetna Cloak Co. Ltd.       | 366 Adelaide St. W., Toronto 2.  |
| Alco Dress Company Ltd.    | 260 Spadina Ave., Toronto 2.     |
| Alert Dress Co. Ltd.       | 243 College St., Toronto 2.      |
| Avenue Garments Ltd.       | 445 King St. W. Toronto 2.       |
| The Bain Cloak Co.         | 260 Spadina Ave., Toronto 2.     |
| D. Beallor & Co.           | 355 Adelaide St. W., Toronto 2.  |
| Beaver Cloak Co.           | 197-199 Spadina Ave., Toronto 2. |
| Bell Cloak Co.             | 126 Wellington St. W. Toronto 2. |
| Bernard Ltd.               | 116-124 Spadina Ave., Toronto 2. |
| Boase Ltd.                 | 262 College St., Toronto 2.      |





APPENDIX

ONTARIO - Cont'd.

|   |                                     |
|---|-------------------------------------|
| A.B. Davies Ltd.                        | 63 Wellington St. W., Toronto 2.    |
| The Betty Brown Dress Co. Ltd.          | 96 Spadina Ave., Toronto 2.         |
| Campbell, Metzger & Jacobson            | 199 Bay St., Toronto 2.             |
| The Canadian Underskirt Co. Ltd.        | 96 Spadina Ave., Toronto, 2.        |
| Central Cloak Co.                       | 34 Duncan St., Toronto 2.           |
| Beaver Dress Co.                        | 197 Spadina Ave., Toronto 2.        |
| Colonial Whitewear Co. Ltd.             | 40 Northumberland St., Guelph.      |
| Billie Burke Dress Co.                  | 96 Spadina Ave., Toronto 2.         |
| Corbett & Cowley, Ltd.                  | 468 King St. W., Toronto 2.         |
| H. V. Cowie Co. Ltd.                    | 350 Sorauren Ave., Toronto 2.       |
| Crescent Cloak Co.                      | 431 King St. W., Toronto 2.         |
| Dainty Dolly Waist Co.                  | 77 York St., Toronto 2.             |
| The Doherty Mfg. Co. of Toronto         | 310-316 Spadina Ave., Toronto 2.    |
| Dake Mfg. Co.                           | 117 King St. W., Toronto 2.         |
| Dress Essentials, Ltd.                  | 284-286 King St. W., Toronto 2.     |
| Dresses Ltd., & Nautical Togs           | 93 Spadina Ave., Toronto 2.         |
| Duchess Garment Co.                     | 126 Wellington St. W. Toronto 2.    |
| George G. Dunning Co. Ltd.              | 720 Bathurst St., Toronto 4.        |
| The T. Eaton Co. Ltd.                   | 190 Yonge St., Toronto 2.           |
| The Eclipse Whitewear Co. Ltd.          | 322-324 King St. W. Toronto 2.      |
| Cosmopolitan Cloak Co.                  | 30-34 Duncan St., Toronto 2.        |
| The Exclusive Cloak Co. Ltd.            | 205 Richmond St. W., Toronto 2.     |
| Fashion Cloak Co. Ltd.                  | 93 Spadina Ave., Toronto 2.         |
| Fashion Waists, Ltd.                    | 489 College St., Toronto 4.         |
| Fidler & Snider                         | 225 Richmond St. W., Toronto 2.     |
| The Royal Skirt & Dress Co.             | 80 McCaul St., Toronto 2.           |
| Frenstone Costume Co.                   | 347 Adelaide St. W., Toronto 2.     |
| Hershoran Bros.                         | 366-378 Adelaide St. W., Toronto 2. |
| Norman Grad Mfg. Co.                    | 124 Spadina Ave., Toronto 2.        |
| J.W. Hand & Co.                         | 32 Osborne St., Toronto 13.         |
| Helena Costume Co. Ltd.                 | 196-198 King St. London.            |
| Herman's Ltd.                           | 112 Bloor St. W., Toronto 5.        |
| The Kaiman Mfg. Co.                     | 30 Duncan St., Toronto 2.           |
| The Hutner Cloak Co.                    | 439 King St. W., Toronto 2.         |
| Imperial Cloak Co.                      | 333 Adelaide St. W., Toronto 2.     |
| Innis-Fairly Co.                        | 88 Wellington St. W. Toronto 2.     |
| J. & S. Dress & Skirt Co.               | 205 Richmond W., Toronto 2.         |
| Jeanette Dresses                        | 468 King St. W., Toronto 2.         |
| R. Bregman Cloak & Suit Co.             | 215 Richmond St. W., Toronto 2.     |
| Keens Mfg. Co. Ltd.                     | 108 Mutual St., Toronto 2.          |
| Katheryn Dresses, Ltd.                  | 250 Richmond St. W., Toronto 2.     |
| Ladies Fair Garments Mfg. Co.           | 357A College St., Toronto 2.        |
| Frenchmaide Mfg. Co.                    | 197 Spadina Ave., Toronto 2.        |
| The Lion Dress Co.                      | 116 Spadina Ave., Toronto 2.        |
| Livingstone & Scott                     | 411 Clendenon Ave., Toronto 9.      |
| Logical Garments Ltd.                   | 208 Adelaide St. W. Toronto 2.      |
| Stapells Fletcher, Ltd.                 | 47 Simcoe St., Toronto 2.           |
| Pickford Dress Co.                      | 205 Richmond St. W., Toronto 2.     |
| Diana Dresses Ltd.                      | 116-126 Spadina Ave., Toronto 2.    |
| R. J. Miller Co. Ltd.                   | 310 Spadina Ave. Toronto 2.         |
| Model Dress House                       | 116 Spadina Ave., Toronto 2.        |
| Model Kraft Cloak & Suit Co.            | 129 Spadina Ave., Toronto 2.        |
| Model Skirt House                       | 355 Adelaide W., Toronto 2.         |
| Exclusive Ladies Garment Co.            | 225 Richmond St. W., Toronto 2.     |
| H. H. Nash,                             | 600 Bay St., Toronto 2.             |
| Vanity Fair Dress Co. Ltd.              | 34 Duncan St., Toronto 2.           |
| John Northway & Son, Ltd.               | 91 Wellington St. W., Toronto 2.    |
| Israel Hammer (Hammer Garment Mfg. Co.) | 96 McCaul St., Toronto 2.           |
| O'Brien's Ltd.                          | 186 King St. W., Toronto 2.         |
| Murray Dresses, Ltd.                    | 600 Bay St., Toronto 2.             |
| Perfection Children's Cloak Co.         | 105 Simcoe St., Toronto 2.          |
| Prince Manufacturing Co.                | 197 Spadina Ave., Toronto 2.        |
| Pullan Mfg. Co. Ltd.                    | 59 Wellington St., Toronto 2.       |
| Rainbow Dress Mfg. Co.                  | 366 Adelaide St. W., Toronto 2.     |
| Queen Dress Co.                         | 199 Spadina Ave., Toronto 2.        |
| Reilly Mfg. Co. Ltd.                    | 259 Spadina Ave., Toronto 2.        |
| Strand Cloak Co.                        | 116-124 Spadina Ave., Toronto 2.    |





APPENDIX

ONTARIO- Cont'd.

- Robertson & Pearce Co. Ltd.  
Fashion Dress Co.  
Roth Garments, Ltd. (Abe Roth)  
Royal Cloak Co.  
R. J. Sopera & Co. Ltd.  
The Sensitive Garment Co. Ltd.  
Quality Cloak Co.  
Rowland Dress Mfg. Co.  
Metropolitan Cloak Co.  
Sutins' Ltd.  
Steinberg Garment Co.  
The Toronto Petticoat Co.  
Universal Garment Co.  
Perfect-Made Cloak Co.  
Quality Dress & Skirt Co.  
United Cloak & Suit Co.  
Latest Fashion Dress Co.  
A. J. Racicot (The R. & S. Dress Co.)  
The Sunlight Cloak & Suit Co.  
Superior Cloak Co.  
Style Dress Co.  
A. & T. Hall, Ltd.  
Bon Marche Mfg. Co. Ltd.  
Brighton Whitewear Co.  
Peter S. Cairns (Dominion Dress Co.)  
Canada Whitewear Mfg. Co.  
Children's Wear, Ltd.  
The Dainty Wear Co.  
Hambly & Wilson Ltd.  
The F.G. Hayward Co. Ltd.  
J.B. Hutchins Ltd.  
The Kismet Co.  
Ladies Wear, Ltd.  
Midland Whitewear & Costume Co. Ltd.  
H.P. Ritchie & Co. Ltd.  
Riverdale Ladies & Children's Wear  
A.T. Reid Co. Ltd.  
Bernard Math. (Sure-fit Ladies' Wear).  
R. McEldowney  
J. C. Poolman Mfg. Co.  
Art Draperies Ltd.  
Canadian Chenille Co. Ltd.  
Isidore Fisher (Can. Novelty House)  
Canadian Textile & Weaving Co. Ltd.  
The Ritchie Button Co.  
Universal Button Co. (The Misses Head)  
Draperies Trimmings Ltd.  
Wrinch, McLaren, Ltd.  
Embroidery Specialty Co.  
Imperial Embroidery Co.  
Fine Art Embroidery Co.  
A.J. Gillies Mfg. Co.  
Stanley A. Grant  
J. Maynard Hale (Mrs. Jessie Hale)  
Hamilton Pleating Co.  
McDowell & Lincoln Ltd.  
Novelty Embroidery Co. Ltd.  
Paris Embroidery Co.  
Prime & Rankin Ltd.  
Royal Button & Pleating Co.  
Queen City Embroidery Works  
Ribbon Art  
J. C. Riedel Co.  
Ritchie Button Co.  
Issac Segal
- 539 King St. W., Toronto 2.  
205 Richmond St. W., Toronto 2.  
439 King St. W., Toronto 2.  
470 Richmond St. W., Toronto 2.  
199 Spadina Ave., Toronto 2.  
96 Spadina Ave., Toronto 2.  
460 Richmond St. W., Toronto 2.  
774½ Young St., Toronto 2.  
355 Adelaide St. W., Toronto 2.  
116 Spadina Ave., Toronto 2.  
225 Richmond St. W. Toronto 2.  
58 Lombard St., Toronto 2.  
73 McCaul St., Toronto 2.  
326-328 Spadina Ave., Toronto 2.  
34 Duncan St., Toronto 2.  
539 King St. W., Toronto 2.  
217 Richmond St. W., Toronto 2.  
670 Danforth Ave., Toronto 6.  
116-124 Spadina Ave., Toronto 2.  
129 Spadina Ave., Toronto 2.  
225 Richmond W., Toronto 2.  
243 College St., Toronto 2.  
Midland.  
Main St., Brighton.  
1 South St., Brantford.  
37 - 39 Bulwer St., Toronto 2.  
96 Spadina Ave., Toronto 2.  
220 King St. W., Toronto 2.  
11 Wellington St. W. Toronto 2.  
77 York St., Toronto 2.  
355 Manning Ave., Toronto 3.  
58 Market St., Hamilton.  
559-563 College St., Toronto 4.  
284 King St. W., Toronto.  
38 Clifford St., Toronto 3.  
18 Beverley St., Toronto 2.  
270-274 King St. W., Toronto 2.  
90 Wellington St. W. Toronto 2.  
518 Windsor Ave., Windsor.  
151 Romaine St., Peterborough.  
115 King St. E. Toronto.  
1100 Queen W., Toronto.  
156 Bellwoods Ave, Toronto.  
Crawford St., Guelph.  
50 Queen St., Kitchener.  
126 Wellington St. W. Toronto.  
57 Sherbourne St., Toronto.  
120 Wellington St. W. Toronto.  
356 Bay St., Toronto.  
116 Spadina Ave., Toronto.  
221 Richmond St. W., Toronto.  
121 Prescott St., Toronto.  
96 Spadina Ave., Toronto.  
700 Pape Ave., Toronto.  
234 King St. East, Hamilton.  
77 Ontario St. S., Kitchener.  
352 Adelaide St. W. Toronto.  
686 Dundas St. W., Toronto.  
74 York St., Toronto.  
406 Queen St. W. Toronto.  
23 Roncesvalles Ave., Toronto.  
261½ College St. Toronto.  
Cor. Water & King Sts.,  
Peterborough.  
287 Laurier Ave., W., Ottawa.  
545 King St. W., Toronto.





APPENDIX

ONTARIO - Cont'd.

|   |                                  |
|---|----------------------------------|
| Shannon Co. Ltd.                        | 720-724 Bathurst St., Toronto.   |
| Button & Pleating Co.                   | 28 Ontario St., Stratford.       |
| Embroidery Co.                          | 119 Adelaide St. W., Toronto.    |
| Pleating Co.                            | 2 Breadalbane St., Toronto.      |
| The Wilby Braid & Edging Co.            | 44 Finkle St., Woodstock.        |
| Pleating & Button Co.                   | 116 124 Spadina Ave., Toronto.   |
| Canada Label & Webbing Co. Ltd.         | 9 Morrow Ave., Toronto.          |
| J. & J. Cash, Inc.                      | Grier St., Bellville.            |
| Colonial Weaving Co. Ltd.,              | Peterborough.                    |
| Narrow Fabric Weaving & Dyeing Ltd.     | Spruce St., Galt.                |
| National Jobbing & Tailor Supply Co.    | 78 York St., Toronto.            |
| Textile Mfg. Co. Ltd.                   | 439 Wellington St. W. Toronto.   |
| Joseph Pinzer                           | 150 Beatrice St., Toronto.       |
| Kelly Mfg. Co.                          | 444 King St. W., Toronto.        |
| T.H. Birmingham Co. Ltd.,               | 533 College St., Toronto.        |
| J. Henry Peters Mfg. Co. Ltd.           | 52 Wellington St., Toronto.      |
| Artercraft Cravat Co. (Olive De Rocher) | 623 College St. Toronto.         |
| Bay Cloak Co.                           | 221 Richmond St. W., Toronto 2.  |
| Bell Dress Co.                          | 221 Richmond St. W., Toronto 2.  |
| Buck Dress Co.                          | 400 Richmond St. W., Toronto 2.  |
| Canadian Dress Co.                      | 2 Breadalbane Ave., Toronto 2.   |
| Majestic Dress Ltd.                     | 326 Spadina Ave., Toronto 2.     |
| Girls' Coats Ltd.                       | 259 Spadina Ave., Toronto 2.     |
| Jacques Mfg. Co.                        | 41 Spruce St., Toronto 2.        |
| Leader Dress Co.                        | 156 John St., Toronto 2.         |
| L & H. Garments Ltd.                    | 355 Adelaide St. W., Toronto 2.  |
| Marathon Dress Mfg. Co.                 | 104 Dundas St. W., Toronto, 2.   |
| Marion Costume Co.                      | 460 Richmond St. W., Toronto 2.  |
| Oxford Clothing Co. Ltd.                | 431 King St. W., Toronto 2.      |
| Sporting Dress & Skirt Co.              | 30 Duncan St., Toronto 2.        |
| Federal Dress Co.                       | 206 Spadina Ave., Toronto 2.     |
| United Dress Co.                        | 116 " " Toronto 2.               |
| Union Ladies' Wear Ltd.                 | 117 King St. W., Toronto 2.      |
| Wilson Garment Co.                      | 221 Richmond St. W., Toronto 2.  |
| Little Women's Dress Co. Ltd.           | 197 Spadina Ave., Toronto 2.     |
| Embroidery & Quilting Co.               | 437 1/2 Queen St. W., Toronto 2. |
| H. Frankel                              | 439 King St. W., Toronto 2.      |
| Star Pleating & Embroidery              | 18 Dundas St., Toronto 2.        |
| The Toronto Buttonhole Mfg. Co.         | 190 Richmond St. W., Toronto 2.  |
| Standard Embroidery Co.                 | 260 Spadina Ave., Toronto 2      |
| A Stein & Co. Ltd.                      | 245 Carlaw Ave., Toronto 2.      |
| Loe Mac Mfg. Co.                        | 74 Carling St., London.          |
| The Rosabud Children's Wear, Ltd.       | 199 Spadina Ave., Toronto 2.     |

MANITOBA

|                               |   |
|-------------------------------|---|
| F. Eaton Co.                  | Portage Ave., Winnipeg.                 |
| Jacob, Crowley Mfg. Co. Ltd.  | Portage Ave. Keewayden Bldg., Winnipeg. |
| Malvin Van Camp Ltd.          | Bannatyne Ave., Winnipeg.               |
| The Model Mfg. Co. Ltd.       | 328 Smith St., Winnipeg.                |
| Montreal Cloak Co. Ltd.       | 130 Princess St., Winnipeg.             |
| Ontario Garment Mfg. Co. Ltd. | 130 Princess St., Winnipeg.             |
| Barkley Dress Mfg. Co. Ltd.   | 62 Albert St., Winnipeg.                |
| Ladies Kraft Mfg. Co. Ltd.    | Dagmar St., Winnipeg.                   |
| Edie Well Garments Ltd.       | 293 Market St., Winnipeg.               |
| Windsor Dress Mfg. Co.        | 407 Nokomis Bldg., Winnipeg.            |
| Canadian Cloak Mfg. Co.       | 72 Princess St., Winnipeg.              |
| Royal Embroidery Works,       | 344 Cumberland Ave., Winnipeg.          |

ALBERTA

|                    |                             |
|--------------------|-----------------------------|
| The Emery Co. Ltd. | 9636 Jasper Ave., Edmonton. |
|--------------------|-----------------------------|

BRITISH COLUMBIA

|                               |                               |
|-------------------------------|-------------------------------|
| H. L. Finlayson               | 1312-23rd Ave. E. Vancouver.  |
| Lambie & Co.                  | 128-23rd Ave. W., Vancouver.  |
| Vancouver Dress Co. Ltd.      | 329 Seymour St., Vancouver.   |
| Vancouver Dry Goods Co. Ltd.  | 322 Water St., Vancouver.     |
| Consolidated Garments Ltd.    | 445 Richard St., Vancouver.   |
| Western Cloak & Suit Co. Ltd. | 1206 Homer St., Vancouver.    |
| Dall Real Lace Co. Ltd.       | 615 Granville St., Vancouver. |
| J.W. Duncan & A.H. Kirk       | 1241 Broad St., Victoria.     |
| Alex S. Smith                 | 653 Granville St., Vancouver. |
| Empire Cloak Co. Ltd.         | 329 Seymour St., Vancouver.   |

STATISTICS CANADA LIBRARY  
BIBLIOTHÈQUE STATISTIQUE CANADA



1010755303