


CATALOGUE No.

35-001

MONTHLY




DOMINION BUREAU OF STATISTICS

OTTAWA - CANADA

Published by Authority of the Minister of Trade and Commerce

Vol. 15, No. 2

Price: 10 cents, \$1.00 a year



PEELER LOGS, VENEERS AND PLYWOODS

FEBRUARY 1967

TABLE 1. Summary of Plywood Statistics

	February		Two months ended February	
	1966	1967	1966	1967
M sq. ft. 3/8" basis unsanded				
<u>Softwood plywood</u>				
<u>Production</u>				
British Columbia .....	139,045	136,955	279,840	276,445
East of Rockies .....	11,178	9,729	20,997	19,974
Totals .....	150,223	146,684	300,837	296,419
<u>Shipments</u>				
British Columbia .....	133,084	127,665	251,673	271,665
East of Rockies .....	11,298	7,018	18,005	16,659
Totals .....	144,382	134,683	269,678	288,324
<u>Stocks on hand</u>				
British Columbia .....	141,291	148,896	...	...
East of Rockies .....	13,666	16,376	...	...
Totals .....	154,957	165,272	...	...
<u>December</u>				
	1965		1966	
<u>Exports (Trade of Canada)</u>	M sq. ft. 1/4"	\$'000	M sq. ft. 1/4"	\$'000
Douglas fir - Totals .....	29,119	1,935	34,614	2,063
United Kingdom ..	20,553	1,359	30,943	1,843
Other softwood - Totals .....	185	20	300	48
United Kingdom ..	137	12	231	39
Total exports .....	29,304	1,955	34,914	2,111
<u>February</u>				
	1966		1967	
<u>Price indexes (1956=100)</u>				
Douglas fir plywood .....	94.2		92.6	
Veneers and plywoods industry	94.2		95.4	

... Figures not appropriate or not applicable.

May 1967  
5507-701

Manufacturing and Primary Industries Division

The contents of this document may be used freely but DBS should be credited when republishing all or any part of it.

TABLE 2. Consumption of Peeler Logs

	February		Two months ended February	
	1966	1967	1966	1967
	M ft. b.m.			
<u>Softwoods</u>				
Douglas fir .....	42,227	38,559	87,030	79,511
Hemlock and balsam .....	3,878	4,594	8,413	9,016
Spruce and pine .....	13,098	14,029	25,369	25,998
Other .....	958	745	4,270	1,784
Totals .....	60,161	57,927	125,082	116,309
<u>Hardwoods</u>				
Birch, yellow .....	6,274	5,741	12,035	11,377
Birch, white .....	950	255	1,791	518
Maple .....	553	505	1,144	1,099
Elm .....	494	295	906	655
Poplar (including aspen and cottonwood) .....	4,461	5,909	9,392	11,638
Basswood .....	264	135	477	250
Mahogany, oak and walnut .....	357	302	629	583
Other (ash, etc.) .....	82	113	193	211
Totals .....	13,435	13,255	26,567	26,331



TABLE 3. Production, Shipments and Stocks of Veneers (for sale as such)

	Production		Shipments				Stocks at end of month	
	1966	1967	Domestic		Export		1966	1967
			1966	1967	1966	1967		
	M sq. ft.							
<u>February</u>								
<u>Softwoods</u>								
Douglas fir .....	22,439	13,258	20,173	12,251	(1)	(1)	(1)	(1)
Other (Hemlock, spruce, etc.) .....	35,514	37,611	20,374	30,504	(1)	(1)	(1)	(1)
Totals .....	57,953	50,869	40,547	42,755	16,394	7,906	3,872	6,247
<u>Hardwoods</u>								
Birch, yellow .....	83,945	73,471	30,697	25,513	53,447	51,058	83,439	108,407
Birch, white .....	3,902	2,034	(2)	(2)	(2)	(2)	(2)	(2)
Maple .....	4,150	3,695	2,738	2,331	(2)	(2)	(2)	(2)
Poplar (including aspen and cottonwood) .....	(2)	(2)	(2)	(2)	-	-	(2)	(2)
Mahogany, oak and walnut ....	7,668	4,827	2,989	2,167	(2)	(2)	(2)	(2)
Other (ash, basswood, elm, etc.) .....	2,237	6,123	2,843	4,215	7,519	6,021	40,848	42,176
Totals .....	101,902	90,150	39,267	34,226	60,966	57,079	124,287	150,583
<u>Two months ended February</u>								
<u>Softwoods</u>								
Douglas fir .....	40,591	37,850	36,891	30,107	(1)	(1)	...	...
Other (Hemlock, spruce, etc.) .....	67,963	78,894	34,853	62,177	(1)	(1)	...	...
Totals .....	108,554	116,744	71,744	92,284	35,252	24,016	...	...
<u>Hardwoods</u>								
Birch, yellow .....	164,547	151,520	57,223	53,036	104,714	100,379	...	...
Birch, white .....	5,849	4,327	(2)	(2)	(2)	(2)	...	...
Maple .....	8,349	7,052	5,567	4,255	(2)	(2)	...	...
Poplar (including aspen and cottonwood) .....	(2)	(2)	(2)	(2)	-	-	...	...
Mahogany, oak and walnut ....	12,298	8,130	5,703	4,574	(2)	(2)	...	...
Other (ash, basswood, elm, etc.) .....	6,271	10,625	4,834	7,289	13,490	10,680	...	...
Totals .....	197,314	181,654	73,327	69,154	118,204	111,059	...	...

(1) Confidential. (2) Included with other. ... Figures not appropriate or not applicable.

TABLE 4. Production, Shipments and Stocks of Plywoods (for sale as such)

	Production		Shipments				Stocks at end of month	
	1966	1967	Domestic		Export		1966	1967
			1966	1967	1966	1967		
M sq. ft. (3/8" basis unsanded)								
<u>February</u>								
<u>Softwoods</u>								
Douglas fir	126,069	123,571	98,167	75,851	27,590	39,878	127,280	141,256
Hemlock and balsam	(1)	(1)	(1)	(1)	-	-	(2)	(2)
Spruce and pine	22,694	22,533	17,668	18,440	(2)	(2)	27,677	24,016
Other	1,460	580	957	514	(2)	(2)	(2)	(2)
<b>Totals</b>	<b>150,223</b>	<b>146,684</b>	<b>116,792</b>	<b>94,805</b>	<b>27,590</b>	<b>39,878</b>	<b>154,957</b>	<b>165,272</b>
M sq. ft. (1/4" sanded both sides)								
<u>Hardwoods</u>								
Birch, yellow	8,761	6,051	5,367	4,518	3,373	1,894	13,399	14,590
Birch, white	(1)	(1)	1,141	576	(1)	-	(1)	(1)
Poplar (including aspen and cottonwood)	15,611	18,894	15,023	17,750	(1)	-	(1)	(1)
Mahogany	2,857	1,851	2,947	2,278	(1)	(1)	(1)	(1)
Oak	424	248	451	341	(1)	(1)	(1)	(1)
Walnut	874	1,345	801	1,323	(1)	(1)	(1)	(1)
Other (ash, elm, bass-wood, maple, etc.)	2,449	2,238	1,178	1,700	620	323	15,820	25,361
<b>Totals</b>	<b>30,976</b>	<b>30,627</b>	<b>26,908</b>	<b>28,486</b>	<b>3,993</b>	<b>2,217</b>	<b>29,219</b>	<b>39,951</b>

(1) Small amount included with other.  
(2) Small amount included with Douglas fir.

TABLE 5. Production and Shipments of Plywoods (for sale as such)

	Production		Shipments			
			Domestic		Export	
	1966	1967	1966	1967	1966	1967
M sq. ft. (3/8" basis unsanded)						
<u>Two months ended February</u>						
<u>Softwoods</u>						
Douglas fir .....	254,093	250,576	174,479	163,300	61,930	86,777
Hemlock and balsam .....	(1)	(1)	(1)	(1)	-	-
Spruce and pine .....	43,515	44,520	31,662	36,928	(2)	(2)
Other .....	3,229	1,323	1,607	1,319	(2)	(2)
<b>Totals .....</b>	<b>300,837</b>	<b>296,419</b>	<b>207,748</b>	<b>201,547</b>	<b>61,930</b>	<b>86,777</b>
M sq. ft. (1/4" sanded both sides)						
<u>Hardwoods</u>						
Birch, yellow .....	16,616	12,660	11,129	9,845	6,405	2,949
Birch, white .....	(1)	(1)	1,711	1,420	(1)	-
Poplar (including aspen and cottonwood) .....	29,791	37,519	27,382	35,671	(1)	(1)
Mahogany .....	4,749	3,522	4,795	3,623	(1)	(1)
Oak .....	807	607	864	670	(1)	(1)
Walnut .....	1,650	2,273	1,438	2,240	(1)	(1)
Other (ash, elm, basswood, maple, etc.) .....	4,643	5,356	2,340	3,710	908	754
<b>Totals .....</b>	<b>58,256</b>	<b>61,937</b>	<b>49,659</b>	<b>57,179</b>	<b>7,313</b>	<b>3,703</b>


(1) Small amount included with other.

(2) Small amount included with Douglas fir.

TABLE 6. Distribution of Shipments of Plywoods in Canada, 1967

	Softwoods		Hardwoods	
	Douglas fir	Other	Aspen, poplar and cottonwood	Other
	M sq. ft.(3/8" basis unsanded)		M sq. ft.(1/4" basis sanded) both sides	
<u>February</u>				
Newfoundland .....	)			
Prince Edward Island .....	)			
Nova Scotia .....	)	5,118	488	66
New Brunswick .....	)			335
Quebec .....		13,098	3,622	7,254
Ontario .....		20,769	6,009	7,451
Manitoba .....		4,729	1,039	1,049
Saskatchewan .....		5,117	1,364	(1)
Alberta .....		9,183	3,923	(1)
British Columbia .....		17,837	2,509	1,930
Undistributed .....		-	-	-
Totals .....		75,851	18,954	17,750
<u>Two months ended February</u>				
Newfoundland .....	)			
Prince Edward Island .....	)			
Nova Scotia .....	)	11,593	977	135
New Brunswick .....	)			936
Quebec .....		33,976	7,610	13,295
Ontario .....		43,957	11,299	16,310
Manitoba .....		9,580	2,448	1,970
Saskatchewan .....		10,001	3,015	(1)
Alberta .....		17,035	8,203	(1)
British Columbia .....		37,158	4,534	3,961
Undistributed .....		-	161	-
Totals .....		163,300	38,247	35,671

(1) Small amount included with British Columbia.



STATISTICS CANADA LIBRARY  
BIBLIOTHÈQUE STATISTIQUE CANADA



1010749754