

35-203

CT

STATISTICS STATISTIQUE
CANADA CANADA

OCT 13 2011

LIBRARY
BIBLIOTHÈQUE

P

CANADA

DEPARTMENT OF TRADE AND COMMERCE

DOMINION BUREAU OF STATISTICS

FORESTRY BRANCH

PRELIMINARY REPORT

on the

HARDWOOD FLOORING INDUSTRY

in

CANADA

1932

Published by Authority of the Hon. H.H. Stevens, M.P.,
Minister of Trade and Commerce.

OTTAWA

1934

33-502
13

NOTE: - Production figures as given in this bulletin do not necessarily represent the total output in Canada of the commodities listed, as there may be also a considerable production in other industrial groups. For complete information this bulletin must be read with the rest of the series on wood-using industries and other publications of the Census of Industry.

DOMINION BUREAU OF STATISTICS
CENSUS OF INDUSTRY - FORESTRY BRANCH
OTTAWA - CANADA

Dominion Statistician:
Forestry Statistics:

R. H. Coats, B.A., F.S.S. (Hon.), F.R.S.O.
R. G. Lewis, B.Sc. F.

THE HARDWOOD FLOORING INDUSTRY IN CANADA, 1932.

Ottawa, January, 1934.- During 1931, a number of firms in Canada, specializing in the manufacture of hardwood flooring, made application to the Dominion Bureau of Statistics for treatment under the Census of Industry as a separate industrial group. Up until this time these manufactures had been classed, for the most part, with the sash, door, planing mill and sawmill groups. Owing to the increased interest in late years in Canadian made flooring it was felt that this group was entitled to recognition as a separate industry.

There are, of course, a number of other firms manufacturing hardwood flooring as a side line only which are not included in this group. The firms in the group have a production capacity of over a hundred million feet a year of this product and while their reported output for 1932 was only about twenty-eight million feet, the greater part of the total Canadian output was produced in their mills.

The present report shows the production of 23 establishments of which 10 are located in Ontario, 8 in Quebec, 2 in British Columbia, 2 in New Brunswick and 1 in Saskatchewan. Capital invested amounted to \$5,240,932, employment was furnished to 1,097 people to whom \$894,751 was distributed in wages and salaries.

The industry used raw material valued at \$1,615,589, the principal item being 31,763 ft. b.m. of rough hardwood lumber and logs. The gross value of products was \$2,890,522, the principal items being 28,303 ft. b.m. of hardwood flooring valued at \$1,573,745 14,973,000 ft. b.m. of other planed lumber valued at \$410,365 and \$468,191 worth of sash, doors and other millwork.

By the use of a special supplementary questionnaire, additional details concerning this industry are now collected. Manufactures are asked to report their purchases for flooring separately in the case of the oak; the quantities which were quarter-cut white, plain white, quarter-cut red and plain red. They are also asked to report separately the quantities of hardwood flooring made from each of these species and grades of materials.

The following tables include a summary of the principal statistics of the group, the distribution of its mills, capital invested, employment, salaries and wages, fuel used, power employed, materials used, products manufactured, kinds of lumber used in manufacturing hardwood flooring and classes of hardwood flooring produced.

Table 1.- Principal Statistics, 1931-1932.

Items		1 9 3 1	1 9 3 2
Establishments	No.	26	23
Capital Invested	\$	7,946,536	5,240,932
Employees on salaries	No.	170	150
Salaries paid	\$	348,063	259,608
Employees on wages	No.	1,333	1,147
Wages paid	\$	939,447	635,143
Fuel used	\$	12,687	24,434
Power employed	H.P.	8,800	7,730
Electricity purchased	K.W.H.	1,607,017	1,313,395
Electricity purchased	\$	29,204	22,671
Cost of materials	\$	2,497,393	1,615,589
Value of products	\$	4,589,716	2,890,522

THE HARDWOOD FLOORING INDUSTRY, 1932.

Table 2.- Distribution of Establishments by Provinces, 1931-1932.

Provinces	1931	1932
	No.	No.
CANADA	26	23
Nova Scotia	1	-
New Brunswick	2	2
Quebec	8	8
Ontario	12	10
Saskatchewan	1	1
British Columbia	2	2

Table 3.- Capital Invested, 1931-1932.


Items	1931	1932
	\$	\$
TOTAL	7,946,536	5,240,932
Land, buildings, fixtures and machinery	4,261,395	2,929,208
Materials, stocks, etc., on hand	1,672,500	754,521
Finished products on hand	727,716	546,975
Cash, trading and operating accounts	1,284,925	1,010,222

Table 4.- Employment, 1931-1932.

Classes of Employees	Total Number of Employees		Males		Females		Total Salaries and Wages	
	1931	1932	1931	1932	1931	1932	1931	1932
	No.	No.	No.	No.	No.	No.	\$	\$
TOTAL	1,503	1,097	1,459	1,059	44	38	1,287,510	894,751
Salaried employees	170	150	138	121	32	29	348,063	259,608
Wage-earners	1,333	947	1,321	938	12	9	939,447	635,143

Table 5.- Fuel Used, 1931-1932.

Kind of fuel	Quantity		Value	
	1931	1932	1931	1932
			\$	\$
TOTAL	-	-	12,687	24,434
Bituminous coal, Canadian	Tons	444	1,105	3,025
" " Imported	"	263	1,411	1,870
Anthracite coal	"	-	-	-
Lignite coal, Canadian	"	45	108	225
" " Imported	"	-	-	-
Coke	"	-	21	-
Gasoline	Gals	-	-	-
Kerosene or coal oil	"	-	60	-
Fuel oil	Gals	7,450	7,050	328
Wood	Cords	623	1,879	2,581
Mill waste		-	-	3,158
Gas, manufactured	M.c.ft.	-	9	-
" natural	"	-	-	-
Other fuel		-	1,500	-



THE HARDWOOD FLOORING INDUSTRY, 1932.

Table 6.- Power Employed, 1931-1932.

Power Units	No. of Units		Total H.P.	
	1931	1932	1931	1932
Steam engines and steam turbines	27	19	6,055	5,240
Hydraulic turbines or water wheels	1	-	400	-
Electric motors operated by purchased power	114	140	2,345	2,490
TOTAL POWER USED	142	159	8,800	7,730
Electric motors operated by power generated by the establishment	51	59	611	886
Boilers installed	47	38	5,840	4,895


Table 7.- Materials Used, 1931-1932.

Classes of Materials	Unit of Measure	Quantity		Value	
		1931	1932	1931	1932
TOTAL		-	-	\$ 2,497,393	\$ 1,615,589
Lumber or logs, softwood	M.ft.b.m.	27,207	27,286	700,721	588,556
Lumber or logs, hardwood	"	46,818	31,763	1,677,867	964,512
Bolts, etc. softwood	"	-	-	-	-
Bolts, etc. hardwood	"	-	-	-	-
Veneer and plywood	M.s.f.	411	377	21,536	10,784
All other materials	\$	-	-	97,269	51,737

Table 8.- Products Manufactured, 1931-1932.

Products	Unit of Measure	Quantity		Value	
		1931	1932	1931	1932
Sash, doors and other mill work	-	-	-	\$ 536,529	\$ 468,191
Moulding	-	-	-	416,862	88,650
Hardwood flooring	M.ft.b.m.	38,650	28,303	2,452,236	1,573,745
All other matched lumber	"	18,771	4,161	524,102	132,822
All other planed lumber	"	18,972	14,973	435,411	410,365
All other products, including butter boxes, baskets, crates, shocks and other boxes and containers, hubs, spokes, bent goods, etc., furniture and other cabinet work, skis, handles, dowels and turnery, ten pins, coffins, and shells, oars and paddles, cisterns, troughs and tanks, veneer, marine and fisherman's supplies, kitchen and other woodenware, ladders, wooden toys, skewers, plugs, pulleys, bookkeepers' supplies, hoops, etc.		-	-	224,576	216,749
TOTAL -- ALL PRODUCTS		-	-	4,589,716	2,890,522

Note.- Data given here do not necessarily represent the total Canadian Production under each heading, since these products are also listed under other industries.



THE HARDWOOD FLOORING INDUSTRY, 1932.


The following two tables give the details in connection with the manufacture of hardwood flooring asked for on the special supplementary schedule used in connection with this industry.

Table 9.-- Kinds of Lumber used in manufacturing hardwood flooring in 1932.

Kinds of lumber	Quantity		Value	
	1931	1932	1931	1932
	Surface ft.		\$	
Birch	23,330	17,682	673,849	408,041
Beech	1,788	440	40,084	8,937
Maple	4,999	4,920	151,486	123,978
Oak --				
Quarter-cut white	1,029	448	72,843	34,664
Plain white	442	135	20,148	6,335
Quarter-cut red	685	570	57,610	20,543
Plain red	6,518	6,462	327,355	278,967
Other hardwoods (specify)	4,172	-	166,257	-
TOTAL	43,013	30,357	1,509,532	882,065

Table 10.-- Classes of hardwood flooring produced in 1932.

Kinds of flooring	Quantity		Value	
	1931	1932	1931	1932
	Surface ft.		\$	
Birch	18,367	14,365	1,100,195	674,835
Beech	1,980	330	122,392	16,969
Maple	4,201	4,249	249,741	222,263
Oak --				
Quarter-cut white	1,378	607	112,768	52,495
Plain white	473	147	34,168	10,730
Quarter-cut red	1,010	508	102,562	45,774
Plain red	8,594	8,320	599,055	502,938
Other hardwoods (specify)	2,229	-	131,280	-
TOTAL	38,737	28,576	2,452,161	1,526,104



THE HARDWOOD FLOORING INDUSTRY, 1932.

The following are members of the Canadian Hardwood Flooring
Manufacturers Association reporting in 1932.

New Brunswick

Harquail, J. & D.A. Co. Ltd.	Campbellton
The Woodstock Woodworking Co. Ltd.	Woodstock

Quebec

Bown, W.A.	Lennoxville
Canada Flooring Co. Ltd.	304 Beaumont Ave. Montreal
Gravel Lumber Co. Ltd.	Pont Etchenin (H.O. 65 Ste Anne, Quebec)
Grégoire, Nap.	Plessisville
Préfontaine, T. & Cie	01417 Charlevoix St., Montreal
St. Agathe Lumber & Construction Co. Ltd.	Sto Agathe des Monts, Que.
The Eagle Lumber Co. Ltd.	St. Jérôme, Que. (H.O. 60 St. James St., Montreal.)
St. Francis Flooring & Mfg. Co. Ltd.	Bromptonville

Ontario

Bruce, E.L. Co. Ltd.	2280 Dundas St. W., Toronto
Builders Flooring & Millwork Ltd.	228 St. Helens Ave., Toronto
Eaton, J.R. & Sons Ltd.	West St. S. Orillia
Harrison, John & Sons Co. Ltd.	1417-2nd Ave. W., Owen Sound
Knight Mfg. & Lumber Co. Ltd.	Edwin St., Meaford
Midland Wood Products Ltd.	4th St., Midland
Muskoka Wood Mfg. Co. Ltd.	Huntsville
Parfloss Hardwood Flooring Co. Ltd.	780 Dupont St., Toronto 4.
Satin Finish Hardwood Flooring Ltd.	Oak St., Weston
Wood-Mosaic Ltd.	Woodstock, Ont.

Saskatchewan

The Western Mfg. Co. Ltd.	1550 Dewdney Ave., Regina
---------------------------	---------------------------

British Columbia

B.C. Hardwood Flooring Co. Ltd.	2617 Granville St., Vancouver
Hardwood Milling Co. Ltd.	225 Salisbury, Dr. "

STATISTICS CANADA LIBRARY
BIBLIOTHÈQUE STATISTIQUE CANADA



1010759307