

36-202

ed

OF STATISTICS

APR 15 1932

PROPERTY OF THE
LIBRARY

CANADA
DEPARTMENT OF TRADE AND COMMERCE
DOMINION BUREAU OF STATISTICS
FOREST PRODUCTS BRANCH

PRELIMINARY REPORT

on the

PAPER BOX & BAG INDUSTRY

in

CANADA

1929 - 1930

— + + + —

Published by Authority of the Hon. H. H. Stevens, M.P.,
Minister of Trade and Commerce

+ + +

OTTAWA

1932

36-502

Note,- Production figures as given in this bulletin do not necessarily represent the total output in Canada of the commodities listed, as there may be also a considerable production in other industrial groups. For complete information this bulletin must be read with the rest of the series on paper industries and other publications of the Census of Industry.

FOREST PRODUCTS BRANCH
CANADA

Dominion Statistician: R. H. Coats, B.A., F.S.S. (Hon.), F.R.S.C.
Forest Products Statistics: R. G. Lewis, B.Sc.F.

THE PAPER BOX AND BAG INDUSTRY IN CANADA
1929-1930.

Ottawa, March, 1932. - A report on the paper box and bag industry in Canada for 1929 and 1930 has just been issued by the Forest Products Branch of the Dominion Bureau of Statistics. This report gives the production of firms specializing in the manufacture of paper boxes and bags and covers the greater part of the production of these commodities in Canada. There are, however, a number of other firms classified in other industrial groups which make paper boxes and bags as a side line to their principal production. The firms dealt with in the present report also manufacture commodities other than paper boxes and bags as secondary products.

There were 126 establishments engaged in this industry in 1930 as against 128 in 1929. The distribution by provinces was as follows: Ontario, 73; Quebec, 30; Manitoba, eight; British Columbia, nine; New Brunswick, four; Nova Scotia, one; and Alberta, one. Quebec reported a decrease of two plants and Nova Scotia one, and British Columbia reported an increase of one.

Capital investment in these concerns increased from \$21,176,098 to \$21,667,586 in 1930 showing a gain of \$491,488 or 2 per cent over the figure for the preceding year. The value placed on lands, buildings, machinery, tools, etc., was given at \$13,191,725; materials on hand and stocks in process amounted to \$3,496,971 and cash, trading and operating accounts and bills receivable to \$4,978,890.


The average number of employees in the paper box and bag industry in 1930 was 5,062 or 430 less than the number reported in 1929; and the total sum paid in salaries and wages was \$4,921,735 compared with \$5,418,055 in 1929. The 722 salaried employees were paid \$1,466,852 and the 4,340 wage-earners received \$3,454,883 during the year.

Cost of fuel totalled \$98,790, an increase of \$11,311 over \$87,479 reported in 1929. Bituminous coal was valued at \$74,229; gas cost \$5,880; anthracite, \$3,010; fuel oil, \$6,312; coke, \$1,254; wood \$2,218; lignite coal \$2,116; gasoline, \$619; kerosene \$230 and other fuel \$2,922. Expenditures on electric power during the year amounted to \$110,003 of which \$95,104 represented the cost of 7,227,795 k.w.h. and \$14,899 the cost of 672 h.p. Power installation included two steam and one gasoline engines and 1,523 electric motors operated by purchased power with a total rating of 7,377 horse-power.

Materials used in the paper box and bag industry amounted to \$10,451,041 as against \$12,005,490 in 1929. Paper and paper board were used to the amount of \$9,141,040 and formed 87 per cent of the total value of materials employed. Paper of all kinds was valued at \$2,920,590 and included \$20,471 of wrapping paper; miscellaneous paper board totalled 43,830 tons valued at \$2,435,223; folding board, 25,808 tons at \$1,670,028; non-folding board, 22,637 tons at \$1,241,698 and straw board, 15,542 tons at \$893,972. Glue and other adhesives cost \$221,513; ink, \$185,827; silicate of soda, \$109,371; printing plates, \$97,425; shipping containers, \$113,023; paraffin, \$70,007; die rule, \$6,276 and die board \$4,837.

Production in 1930 was valued at \$20,836,150 as compared with the corresponding figure of \$22,707,699 recorded in 1929. The products manufactured in the order of their importance with regard to the value were: stiff boxes, \$5,230,178; corrugated boxes, \$4,624,339; folding boxes, \$4,044,691; bags, n.e.s., \$1,829,280; self-opening bags, \$1,307,704; fibreboard boxes, \$811,834; boxes, n.e.s., \$718,996; drinking cups, \$319,700; special bags of glassine, waxed paper, cellophane, etc. \$148,246; egg case fillers, \$120,860; mailing tubes, \$74,996; millinery bags, \$48,674 and all other products, including milk bottle caps, envelopes, soda straws, round paper board containers, waxed paper, adding machine rolls, bottle wrappers, paper pails etc. \$1,426,910.

The following tables give, first, a summary of the principal statistics of the industry in 1929 and 1930 followed by comparative detailed tables for both years covering the distribution of establishments, capital invested, employment, fuel, power, materials used and products manufactured.



THE PAPER BOX AND BAG INDUSTRY, 1929 and 1930.

Table 1. - Principal Statistics, 1929 and 1930.

Items		1929	1930
Establishments	No.	128	126
Capital Invested	\$	21,176,098	21,667,586
Employees on salaries	No.	730	722
Salaries paid	\$	1,589,742	1,466,852
Employees on wages	No.	4,762	4,340
Wages paid	\$	3,828,313	3,454,883
Fuel used	\$	87,479	98,790
Power employed	\$	83,548	110,003
Cost of materials	\$	12,065,490	10,451,641
Value of products	\$	22,707,699	20,836,150

Table 2. - Distribution of Establishments by Provinces, 1929 and 1930.

Provinces	1929	1930
CANADA	128	126
Ontario	73	73
Quebec	32	30
Manitoba	8	8
British Columbia	8	9
New Brunswick	4	4
Nova Scotia	2	1
Alberta	1	1

Table 3. - Capital Invested, 1929 and 1930.

Items	1929	1930
	\$	\$
TOTAL	21,176,098	21,667,586
Land, buildings, fixtures and machinery	12,326,929	13,191,725
Materials, stocks, etc., on hand	3,681,836	3,496,971
Cash, trading and operating accounts	5,167,333	4,978,890

Table 4. - Employment, 1929 and 1930.

Classes of Employees	Total No. of Employees		Males		Females		Total Salaries and Wages	
	1929	1930	1929	1930	1929	1930	1929	1930
	No.	No.	No.	No.	No.	No.	\$	\$
TOTAL	5,492	5,062	2,610	2,485	2,882	2,577	5,418,055	4,921,735
Salaried employees	730	722	521	489	209	233	1,589,742	1,466,852
Employees on wages	4,762	4,340	2,089	1,996	2,673	2,344	3,828,313	3,454,883

1950

100

NAME	ADDRESS	PHONE	DATE
...
...
...
...
...

...

...
...
...
...
...
...

...

...
...
...
...
...
...

...

...
...
...
...
...
...

...

THE PAPER BOX AND BAG INDUSTRY, 1929 and 1930.

Table 5. - Fuel Used, 1929 and 1930.

Kind of Fuel	Quantity		Value	
	1929	1930	1929	1930
TOTAL			\$ 87,479	\$ 98,790
Bituminous coal, Canadian	tons 3,413	4,831	21,724	29,998
Imported	" 7,075	7,383	40,881	44,231
Anthracite coal	" 822	397	6,698	3,010
Lignite coal, Canadian	"	550		2,116
Coke	" 159	172	1,212	1,254
Gasoline	gals.	2,910		619
Kerosene	"	1,950		230
Fuel oil	" 32,504	67,631	2,639	6,312
Wood	cords 23	371	128	2,218
Gas (a) manufactured	M cu. ft. 7,510	4,863	6,825	4,540
(b) natural	"	4,068		1,340
Other fuel			7,372	2,132
Sawdust		320		790

Table 6. - Electricity Used, 1929 and 1930.

	Quantity		Value	
	1929	1930	1929	1930
TOTAL	-	-	\$ 83,548	\$ 110,003
Electricity purchased for power only - metered - K.W.H.	4,020,778	7,227,795	64,292	95,104
Electricity purchased for power only - at flat rate - H. P.	860	672	19,256	14,899

Table 7. - Power Employed, 1929 and 1930.

Power Units	No. of Units		Total H. P.	
	1929	1930	1929	1930
Steam engines and steam turbines	2	2	300	200
Gasoline, gas and oil engines	1	1	8	8
Total Primary Power	3	3	308	208
Electric motors operated by purchased power	1,312	1,523	5,433	7,377
Total Power	1,315	1,526	5,741	7,585
Total electric motors	1,312	1,523	5,433	7,377
Boilers	10	26	1,225	1,441





Table 8. - Materials Used, 1929 and 1930.

Materials	Quantity		Value	
	1929	1930	1929	1930
	Tons	Tons	\$	\$
Stiff box materials.....	-	-	2,471,168	2,041,236
Non-folding board.....	27,101	22,637	1,508,262	1,241,698
Paper.....	-	1,706	601,091	458,963
Ink.....	-	-	41,266	34,559
Printing plates.....	-	-	19,602	14,270
Glue and other adhesives.....	-	-	100,414	86,979
Shipping containers.....	-	-	13,479	24,986
Miscellaneous.....	-	-	187,054	179,781
Folding box materials.....	-	-	2,119,034	1,979,042
Folding board.....	26,823	25,808	1,793,130	1,670,028
Ink.....	-	-	93,542	94,079
Printing plates.....	-	-	55,450	48,911
Die board.....	-	-	5,991	4,887
Die rule.....	-	-	7,347	6,276
Glue and other adhesives.....	-	-	29,412	23,270
Paraffin.....	-	-	32,909	28,760
Silicate of soda.....	-	-	2,696	2,948
Wrapping paper.....	-	-	18,620	20,471
Shipping containers.....	-	-	8,698	11,786
Miscellaneous.....	-	-	71,239	67,626
Corrugated box and paper materials....	-	-	4,154,339	3,629,438
Straw board.....	17,041	15,542	1,022,062	893,972
Other paper board.....	47,622	42,445	2,730,473	2,322,294
Paper.....	-	1,088	24,305	75,622
Ink.....	-	-	17,546	21,689
Printing plates.....	-	-	7,137	10,006
Glue and other adhesives.....	-	-	34,889	70,230
Silicate of soda.....	-	-	134,617	106,423
Shipping containers.....	-	-	8,093	15,435
Miscellaneous.....	-	-	175,217	113,767
Paper bags, envelopes and other materials.....	-	-	3,320,949	2,801,925
Paper board.....	1,908	1,385	130,637	112,929
Paper.....	-	19,757	2,810,402	2,365,534
Ink.....	-	-	41,457	35,500
Printing plates.....	-	-	16,311	24,238
Glue and other adhesives.....	-	-	49,620	41,034
Paraffin.....	-	-	34,329	41,247
Shipping containers.....	-	-	62,660	60,816
Miscellaneous.....	-	-	175,533	120,627
Total, all materials.....	-	-	12,065,490	10,451,641
Board.....	120,495	128,662	7,184,564	6,240,921
Paper.....	-	-	3,435,798	2,900,119
Ink.....	-	-	193,811	185,827
Printing plates.....	-	-	98,500	97,425
Die board.....	-	-	5,991	4,887
Die rule.....	-	-	7,347	6,276
Glue and other adhesives.....	-	-	214,335	221,513
Paraffin.....	-	-	67,238	70,007
Silicate of soda.....	-	-	137,313	109,371
Wrapping paper.....	-	-	18,620	20,471
Shipping containers.....	-	-	92,930	113,023
Miscellaneous.....	-	-	609,043	481,801

Note:- Quantities for paper not given in 1929.




THE PAPER BOX AND BAG INDUSTRY, 1929 and 1930.

Table 9. - Products Manufactured, 1929 and 1930.

Products	Value	
	1929	1930
	\$	\$
TOTAL.....	22,707,699	20,836,150
Stiff boxes.....	6,060,733	5,230,178
Folding boxes.....	3,710,680	4,044,691
Corrugated boxes.....	5,205,556	4,624,339
All other boxes including fibreboard boxes.....	1,608,649	-
All other boxes.....	-	718,996
Fibreboard boxes.....	-	811,834
Corrugated paper and wrappers.....	197,580	129,742
Mailing tubes.....	61,428	74,996
Self-opening bags.....	1,637,863	1,307,704
Millinery bags.....	52,322	48,674
Special bags of glassine, waxed paper, cellophane, etc.....	501,199	148,246
All other bags.....	1,792,902	1,829,280
Egg case fillers.....	101,685	120,860
Drinking cups.....	-	319,700
All other products including milk bottle caps, envelopes, soda straws, round paper board contain- ers, waxed paper, adding machine rolls, bottle wrappers, paper pails, and printing	1,777,102	1,426,910

Note: Data given here do not necessarily represent the total Canadian production under each heading since these products are also listed under other industries.



Paper Boxes and Bags Were the Principal Products

of the Following Firms

NOVA SCOTIA

<u>Name</u>	<u>Address</u>
Moirs, Ltd.	128 Argyle St., Halifax

NEW BRUNSWICK

Brown, D.F., Paper Box & Paper Co. Ltd.	Coldbrook
Corona Co., Ltd.,	277 Union St., St. John
Home Paper Box Co., Ltd.	Water St., St. Stephen
Sackville Paper Box Co. Ltd.	Main St., Sackville

QUEBEC

American Paper Box Co.	977 Aqueduct St., Montreal
Atlas Paper Box Co., Ltd.	4361 De Bullion St., Montreal
Ayotte, P.V.	171 rue Notre Dame, Trois-Rivieres
Bates-Valve Bag Co., Ltd.	Cap de la Madeleine
City Paper Box Co.	736 Notre Dame St. W., Montreal
Dominion Containers Limited	6240 Park Ave., Montreal
Golden Gate Mfg. Co., Ltd.	361 Youville St., Montreal
Globe Paper Box Co.	651 Vitre St., Montreal
Harris Box & Card Co., Ltd.	Lennoxville
Hinde-Dauch Paper Co. of Canada, Ltd., (Thompson & Norris Div.)	2185 Masson St., Montreal, H.O. Hanna Ave., Toronto (2).
Ideal Paper Box Co., Ltd.	329 Notre Dame St. E., Montreal
Kilgour's Limited	Windsor Mills, H.O. 21 Wellington St. W., Toronto (2).
London Paper Box Co.	205 Vitre St. West, Montreal
Major Mfg. Co., Ltd.	1740 St. Antoine St., Montreal
Manufacture de Boites St. Hyacinthe	108 rue St. Antoine St., Hyacinthe
Morency, J. Louis	104 rue St. Mathias, Quebec
Pyramid Paper Products, Ltd.	East Angus, H.O. 990 Clarke St., Montreal
Quebec Paper Box Co.	45 Dorchester St., Quebec
Royal Paper Box Co.	82 Boulevard Langelier, Quebec
Shipping Containers, Ltd.	155 Beaubien St. W., Montreal
St. Lawrence Paper Bag Co.	59 Des Prairies St., Quebec
United Paper Box Co., Ltd.	644 Decourcelles St., Montreal
Wilson, J. C., Ltd.	1061 St. Alexander St., Montreal

ONTARIO

Acme Paper Box Co. Ltd.	495 King St. West, Toronto (2)
Automatic Paper Box Co. Ltd.	180 John St., Toronto (2)
Bates Valve Bag Co. Ltd.	Dryden, H.O. 60 East, 42 St., New York, N.Y.
Boehmer, A. & C., Ltd.	14 Short St., Kitchener
Brampton Paper Box Co.	58 Nelson St., Brampton
Canadian Containers Ltd.	Grove Ave., Windsor
Canadian Sealright Co. Ltd.	25 Aylmer St., Peterboro
Canadian Shredded Wheat Co. Ltd.	64 Lewis Ave., Niagara Falls
Collett-Sproule Ltd.	127 Portland St., Toronto (2)
Concord Shipping Cartons Ltd.	26 Ernest Ave., Toronto (9)
Continental Paper Products Ltd.	147 Booth St., Ottawa
Corrugated Paper Box Co. Ltd.	Leaside (Toronto)
Corrugating & Container Co.	185 Young St., Hamilton
Crabtree & McKay	142 Weston Road, Toronto (9)
Dominion Boxboards Ltd.	130-150 Duchess St., Toronto (2)
Dominion Corrugated Paper Co.	Cathcart & Robert Sts., Hamilton
Dominion Envelope & Cartons Ltd.	130-150 Duchess St., Toronto (2)
Dominion Paper Box Co., Ltd.	469 King St. West, Toronto (2)
Economy Paper Box Co., Ltd.	231 Front St. East, Toronto (2)
Fibre Boxes Ltd.	Carlaw & Commissioner Sts., Toronto (3)
Fielder Paper Box Co.	164-170 Birkeley St., Toronto (2)
Firstbrook Boxes Ltd.	Roy Avenue, Mt. Dennis
Fisher, Fred W., Co., Ltd.	90 Sherbourne St., Toronto
Frontenac Paper Box Co. Ltd.	105 Pinnacle St., Belleville
Galt Paper Box Co.	49 King St., Galt
Gibb Paper Box Co.	153 King William St., Hamilton
Guelph Paper Box Co., Ltd.	Waterloo St., Guelph

- 7 -

ONTARIO - (Cont'd.)

<u>Name</u>	<u>Address</u>
Gunther, E. & A., Co. Ltd.	Cor. Murray & Bruce Sts., Brantford
Hamilton Paper Box Co.	200 King St. West, Hamilton
Hampel Paper Box Co.	27 Bridge St., Brantford
Hinde-Dauch Paper Co. of Canada Ltd.	43 Hanna Ave., Toronto (2)
Houghton Novelty Co. Ltd.	1201 Queen St. E., Toronto (8)
Hygrade Corrugated Products Ltd.	640 William St., London
Individual Cup Co. Ltd.	Cowan Bldg., 100 Sterling Rd., Toronto
Ingersoll Cone & Paper Box Co. Ltd.	Ingersoll
Kennedy Car Liner & Bag Co. Ltd.	669 Dundas St., Woodstock
Kilgour's Limited	21 Wellington St. West, Toronto (2)
Kitchener Paper Box Co.	63 William St. East, Waterloo
Lavrason-Doughty Co.	11 Hamilton St., Toronto (8)
London Shipping Containers Ltd.	745 York St., London
Long, A.E., & Co. Ltd.	357 Gerrard St. East, Toronto (2)
Manchester, McGregor Ltd.	372 Richmond St. W., Toronto (2)
Martin Hewitt Containers Ltd.	Park St. South, Peterborough
Novelty Paper Box Co. Ltd.	782 King St. West, Toronto (2)
Offset Cartons Ltd.	21 Prescott Ave., Toronto (9)
Ontario Paper Box Mfg. Co.	118 Sherbourne St., Toronto (2)
Ottawa Paper Box Co. Ltd.	764 Albert St., Ottawa
Paper Products Ltd.	619 Queen St. West, Toronto (2)
Penmans Ltd.	West River St., Paris
Progress Paper Box Co.	40-42 Lombard St., Toronto (2)
Reason, H. T. & Co.	301 Talbot St., London
Reid Bros. & Co. Ltd.	Nightingale Ave., London
Reid, Chas., & Co.	16 Steven St., Hamilton
Reliable Paper Box Co. Ltd.	21 Dundas Square, Toronto (2)
Robinson Consolidated Cone Co. Ltd.	145 McNab St., N., Hamilton
St. Catharines Paper Box Co.	29½ Queenston St., St. Catharines
St. Thomas Box Co. Ltd.	606 Talbot St., St. Thomas
Scott & Harvey Ltd.	544 King St. West, Toronto
Shoup, A., Co. Ltd.	235 Carlaw Ave., Toronto (8)
Somerville Paper Boxes Ltd.	618 Dundas St., London
Somerville Paper Boxes Ltd.	176 Walker Road, Walkerville
Stephenson Paper Box Co.	64 Carling St., London
Port Elgin Box Co. Ltd.	Port Elgin
Stone-Straw Corporation of Canada Ltd.	575 Adelaide St. W., Toronto (3)
Stratford Paper Box Co.	168 St. Patrick St., Stratford
Telfer Paper Box Co. Ltd.	14 Duncan St., Toronto (2)
Toronto Carton Co. Ltd.	590 King St. W., Toronto (2)
Tresidder Bros. Ltd.	468 Cumberland Ave., Hamilton
Vortex Mfg. Co. (Canada) Ltd.	593 Adelaide St. W., Toronto (2)
White Egg Fillers Ltd.	244 Bay St., Toronto
Woodstock Paper Box Co.	677 Dundas St., Woodstock
York Paper Box Co.	72 Crawford St., Toronto (3)
Young Bros. Paper Box Co.	24 Ryerson Ave., Toronto (2)

MANITOBA

Acme Paper Box Co., Ltd.	310 Ross Ave., Winnipeg
Adelman Paper Box Co.	197 Princess St., Winnipeg
Brewers & Bottlers Supply Co., Ltd.	171 Market St. E., Winnipeg
Dominion Envelope & Cartons (Western), Ltd.	Osborne & Mulvey Sts., Winnipeg
Hilton Bros., Ltd.	680 Wall St., Winnipeg
Martin Paper Products, Ltd.	rue St. Jean-Baptiste, St. Boniface
Western Paper Box Co., Ltd.	579 McDermot Ave., Winnipeg
Woods Manufacturing Co., Ltd.	146 Alexander Ave. E., Winnipeg

ALBERTA

Dominion Envelope & Cartons (Western), Ltd. 8124 - 113th Ave., Edmonton

1955
1956
1957
1958
1959
1960

(5) 1961

1962
1963
1964
1965
1966
1967
1968
1969
1970

1971

1972


BRITISH COLUMBIA

<u>Name</u>	<u>Address</u>
Asahi Paper Box Co.	391 Powell St., Vancouver
Bartram Paper Products Co., Ltd.	1280 Homer St., Vancouver
Brewers & Bottlers Supply Co., Ltd.	1088 Mainland St., Vancouver
Canadian Boxes, Ltd.	281 Industrial St., Vancouver
Davies Paper Box Co., Ltd.	1670 Pandora St., Vancouver
National Paper Box, Ltd.	160 Third Ave. W., Vancouver
Specialty Cardboard Box Co.	769 Powell St., Vancouver
Vancouver Paper Box Co. Ltd.	245 Union St., Vancouver
Victoria Paper Box Co., Ltd.	1202 Wharf St., Victoria

oOo

31/3/32/FED.

STATISTICS CANADA LIBRARY
BIBLIOTHÈQUE STATISTIQUE CANADA



1010760430