


615-A 46-209  
ETB  
D  
1945

Published by Authority of the Hon. James A. MacKINNON, M.P.,  
Minister of Trade and Commerce

**CANADA**  
**DEPARTMENT OF TRADE AND COMMERCE**  
**DOMINION BUREAU OF STATISTICS**

+++ *Census of Industry* +++



**MINING, METALLURGICAL & CHEMICAL STATISTICS**



---

**THE**  
**MEDICINAL & PHARMACEUTICAL PREPARATIONS**  
**INDUSTRY**  
**IN**  
**CANADA**  
**1945**



**OTTAWA**  
**1947**

Price 25 Cents



615.4

C16

D

1945

(13 Aug '47)

Dominion Statistician:  
 Director - Division of Census of Industry and Merchandising:  
 Chief - Mining, Metallurgical and Chemical Statistics:

Herbert Marshall  
 W. H. Losec  
 H. McLeod

## ANNUAL INDUSTRY REPORT

## CHEMICALS AND ALLIED PRODUCTS GROUP

THE MEDICINAL AND PHARMACEUTICAL PREPARATIONS INDUSTRY, 1945

Production by the manufacturing plants in Canada which were engaged chiefly in making patent and proprietary medicines, pharmaceuticals and similar commodities, was valued at \$60,330,928 at factory prices in 1945 compared with \$55,639,581 in 1944 and \$50,772,686 in 1943.

Of the 204 factories in this group in 1945, 103 were located in Ontario, 84 in Quebec, 7 in Manitoba, 2 in British Columbia, 1 in Nova Scotia, 3 in Alberta, 3 in Saskatchewan and 1 in New Brunswick. The average number of employees in 1945 was 8,329 compared with 7,600 in the previous year, and payments in salaries and wages totalled \$12,707,220 as against \$11,768,012 in 1944. Plants in Ontario produced 54.5 per cent of the Canadian output and concerns in Quebec accounted for 42.5 per cent.

The concerns in this industry make medicinals and pharmaceuticals as their main products, but they also manufacture other lines, such as toilet preparations, as a secondary part of their business. On the other hand, some companies which have been classified to other industrial groups make some medicinal preparations as minor products. The total Canadian output of medicinals, pharmaceuticals and biologicals from all industries amounted in value to \$46,248,763 in 1945 compared with \$43,359,452 in 1943 and \$39,250,072 in 1942.

Table 1 - PRINCIPAL STATISTICS, 1935-1945

Year	Number of plants	Average number of employees	Salaries and wages	Cost of fuel and electricity at works	Cost of materials at works	Gross selling value of products at works
			\$	\$	\$	\$
1935 .....	166	3,664	4,500,252	157,102	7,009,191	21,292,751
1936 .....	169	3,857	4,797,458	169,633	7,384,370	22,251,550
1937 .....	174	4,296	5,311,120	175,551	8,808,929	24,814,647
1938 .....	171	4,270	5,690,826	192,377	8,566,007	24,536,474
1939 .....	174	4,388	5,906,891	189,899	9,804,525	27,184,262
1940 .....	167	4,550	6,293,759	211,115	10,896,929	29,571,468
1941 .....	169	5,026	6,921,081	243,072	13,486,811	35,471,898
1942 .....	200	5,560	8,000,240	290,102	16,308,496	41,983,247
1943 .....	205	7,187	10,012,562	352,555	18,997,079	50,772,686
1944 .....	202	7,600	11,768,012	369,542	22,535,718	55,639,581
1945 .....	204	8,329	12,707,220	410,717	22,941,566	60,330,928
Per cent change 1945 from 1944	...	+9.6	+7.9	+11.1	+1.8	+8.4

Note: Profits or losses cannot be calculated from above figures as data are not available for general expense items, such as interest, rent, depreciation, taxes, insurance, advertising, etc.

Table 2 - PRINCIPAL STATISTICS, BY PROVINCES, 1944 and 1945

Year	Number of plants	Average number of employees	Salaries and wages	Cost of fuel and electricity at works	Cost of materials at works	Gross selling value of products at works
			\$	\$	\$	\$
<u>1944</u>						
Quebec .....	83	3,217	5,094,157	205,086	10,895,931	24,152,917
Ontario .....	103	4,154	6,390,670	152,366	10,951,213	29,707,749
Manitoba .....	7	184	236,217	10,379	615,870	1,473,600
Alberta .....	3	5	5,672	286	6,558	16,211
British Columbia	2)					
Nova Scotia ....	1)					
New Brunswick ..	1)	40	41,296	1,425	66,146	289,104
Saskatchewan ...	2)					
CANADA ....	202	7,600	11,768,012	369,542	22,535,718	55,639,581

Table 2 - PRINCIPAL STATISTICS, BY PROVINCES, 1944 and 1945 (Concluded)

Year	Number of plants	Average number of employees	Salaries and wages	Cost of fuel and electricity at works	Cost of materials at works	Gross selling value of products at works
			\$	\$	\$	\$
<u>1945</u>						
Quebec .....	84	3,620	5,839,515	241,265	10,620,892	25,659,846
Ontario .....	103	4,469	6,559,875	157,532	11,673,889	32,891,737
Manitoba .....	7	192	257,465	10,630	536,414	1,410,105
Alberta .....	3	6	6,777	285	5,858	15,207
British Columbia	2)					
Nova Scotia ....	1)	42	43,588	1,005	104,513	354,033
New Brunswick ..	1)					
Saskatchewan ...	3)					
CANADA .....	204	8,329	12,707,220	410,717	22,941,566	60,330,928

Table 3 - EMPLOYEES, SALARIES AND WAGES, BY PROVINCES, 1944 and 1945

Province	Average Number of Employees					Salaries	Wages	TOTAL SALARIES AND WAGES
	On Salaries		On Wages		TOTAL			
	Male	Female	Male	Female				
						\$	\$	\$
<u>1944</u>								
Quebec .....	733	555	876	1,053	3,217	3,007,707	2,086,450	5,094,157
Ontario .....	678	631	996	1,849	4,154	3,110,041	3,280,629	6,390,670
Manitoba .....	15	26	56	87	184	72,147	164,070	236,217
Alberta .....	2	1	...	2	5	4,400	1,272	5,672
Other provinces	5	2	12	21	40	10,019	31,277	41,296
CANADA ....	1,433	1,215	1,940	3,012	7,600	6,204,314	5,563,698	11,768,012
<u>1945</u>								
Quebec .....	842	623	1,008	1,147	3,620	3,285,037	2,554,478	5,839,515
Ontario .....	803	640	1,047	1,979	4,469	3,108,736	3,451,139	6,559,875
Manitoba .....	17	27	59	89	192	88,150	169,315	257,465
Alberta .....	3	1	...	2	6	5,667	1,110	6,777
Other provinces	5	3	12	22	42	10,710	32,878	43,588
CANADA ....	1,670	1,294	2,126	3,239	8,329	6,498,300	6,208,920	12,707,220

Table 4 - WAGE-EARNERS, BY MONTHS, 1944 and 1945 (On the last work day of each month)

Month	1944			1945		
	Male	Female	TOTAL	Male	Female	TOTAL
January .....	1,799	2,874	4,673	2,118	3,273	5,391
February .....	1,813	2,970	4,783	2,115	3,321	5,436
March .....	1,839	2,973	4,812	2,145	3,301	5,446
April .....	1,843	2,947	4,790	2,091	3,241	5,332
May .....	1,835	2,911	4,746	2,051	3,201	5,252
June .....	1,888	2,915	4,803	2,126	3,244	5,370
July .....	1,907	2,903	4,810	2,101	3,132	5,233
August .....	1,973	3,050	5,023	2,164	3,120	5,284
September .....	2,020	3,050	5,070	2,107	3,098	5,205
October .....	2,089	3,197	5,286	2,157	3,022	5,179
November .....	2,091	3,237	5,328	2,162	2,965	5,127
December .....	2,077	3,060	5,137	2,144	2,819	4,963
AVERAGE .....	1,940	3,012	4,952	2,126	3,239	5,365

Medicinals

Table 5 - HOURS WORKED PER WEEK BY WAGE-EARNERS, 1944 and 1945 (During one week in month of highest employment; overtime included)

Hours Worked per Week	Number of Wage-earners					
	1944			1945		
	Male	Female	TOTAL	Male	Female	TOTAL
30 hours or less .....	115	385	500	140	366	506
31-43 hours .....	471	1,333	1,804	478	1,500	1,978
44 hours .....	485	1,017	1,502	600	1,015	1,615
45-47 hours .....	332	521	853	400	480	880
48 hours .....	220	278	498	271	218	489
49-50 hours .....	116	60	176	135	46	181
51-54 hours .....	112	52	164	144	90	234
55 hours .....	18	9	27	20	7	27
56-64 hours .....	147	31	178	137	22	159
65 hours and over .....	106	7	113	60	5	65
TOTAL .....	2,122	3,693	5,815	2,385	3,749	6,134
Total wages paid in selected week \$	68,765	60,601	129,366	66,941	61,191	128,132

Table 6 - FUEL AND ELECTRICITY USED, 1944 and 1945

Kind	Unit of measure	1944		1945	
		Quantity	Cost at works \$	Quantity	Cost at works \$
Anthracite coal .....	ton	1,156	13,670	2,098	22,622
Bituminous coal - Canadian ...	ton	2,779	18,312	2,366	22,110
Imported ...	ton	18,121	171,402	16,912	165,417
Lignite coal .....	ton	23	123	15	83
Coke .....	ton	48	680	33	497
Gasoline .....	Imp. gal.	28,332	9,407	45,362	15,076
Kerosene .....	Imp. gal.	731	124	664	109
Fuel oil .....	Imp. gal.	252,855	17,163	470,343	33,528
Wood .....	cord	124	845	75	924
Gas - Manufactured .....	M cu.ft.	24,190	16,316	14,438	15,502
Natural .....	M cu.ft.	3,441	2,636	2,878	2,848
Other fuel .....	...	...	2,002	...	1,604
Electricity purchased .....	K.W.H.	6,485,634	116,862	9,014,972	130,397
TOTAL .....	...	...	369,542	...	410,717

Table 7 - POWER EQUIPMENT, 1944 and 1945

Kind	Ordinarily in Use		In Reserve or Idle	
	Number of units	Total rated horse power	Number of units	Total rated horse power
<u>1944</u>				
Hydraulic turbines or water wheels	4	3	...	...
Steam engines and steam turbines..	12	142	3	91
Gasoline, gas and oil engines ....	3	1	...	...
Total Primary Equipment .....	19	146	3	91
Electric motors operated by purchased power .....	2,760	5,839	122	295
TOTAL .....	2,779	5,985	125	386
Stationary power boilers .....	36	3,549	7	1,083
Motor-generator sets .....	1	75	1	75
<u>1945</u>				
Hydraulic turbines or water wheels	...	...	...	...
Steam engines and steam turbines..	8	108	4	101
Gasoline, gas and oil engines ....	3	1	...	...
Total Primary Equipment .....	11	109	4	101
Electric motors operated by purchased power .....	2,802	5,980	119	263
TOTAL .....	2,813	6,089	123	364
Stationary power boilers .....	28	2,390	6	930
Motor-generator sets .....	1	75	1	75

Table 8 - Materials Used in Manufacturing, 1944 and 1945

Material	Unit of measure	1 9 4 4		1 9 4 5	
		Quantity	Cost at works \$	Quantity	Cost at works \$
Acetylsalicylic acid .....	lb.	406,428	226,851	513,971	234,850
Boric acid .....	lb.	287,701	23,951	326,160	26,646
Citric acid .....	lb.	359,818	131,897	359,934	125,864
Tartaric acid .....	lb.	861,925	843,894	781,614	753,729
Bismuth metal .....	lb.	45,412	56,820	30,620	38,301
Bismuth salts .....	lb.	22,936	44,781	26,075	49,677
Caffeine .....	lb.	11,721	59,886	12,378	51,085
Camphor .....	lb.	50,918	43,234	52,829	45,163
Cod liver oil .....	Imp. gal.	75,735	262,815	78,992	245,378
Essential oils .....	...	...	355,014	...	408,573
Ethyl alcohol .....	Proof gal.	293,481	526,159	317,102	520,317
Glucose .....	lb.	not recorded		826,343	63,686
Glycerine, refined .....	lb.	1,079,822	183,063	1,187,580	217,903
Gums - Arabic .....	lb.	108,490	22,042	100,690	18,438
Karoya .....	lb.	46,064	14,332	66,475	26,540
Other .....	lb.	52,419	59,089	137,167	59,368
Iodine, crude .....	lb.	83,194	89,391	112,794	167,003
Mineral oil, white .....	lb.	1,434,188	168,060	1,902,425	170,106
Herbs, roots and vegetable drugs:					
Raw or crude (ground or milled) ....	...	...	338,718	...	342,046
Extracts (powders and liquids) ....	...	...	92,869	...	115,290
Magnesium sulphate .....	lb.	1,123,482	46,886	1,657,429	44,522
Menthol .....	lb.	17,441	129,097	12,817	78,059
Mercury metal .....	lb.	24,307	43,011	20,652	40,258
Nitric acid, 42° .....	lb.	174,861	14,107	102,673	7,560
Petroleum jelly .....	lb.	810,017	76,918	720,146	77,888
Phenol .....	lb.	29,823	5,163	16,058	4,484
Potassium iodide .....	lb.	10,079	18,344	52,482	21,232
Potassium sodium tartrate (Rochelle salt) .....	lb.	42,818	23,691	45,823	24,307
Pyrethrum .....	lb.	203	172	7,205	2,728
Silver bullion .....	Troy oz.	130,061	54,068	217,757	88,690
Sodium bicarbonate .....	lb.	1,676,863	50,900	1,638,128	47,564
Sodium hydroxide .....	lb.	123,759	7,922	328,159	14,628
Sodium salicylate .....	lb.	22,887	16,959	19,889	13,640
Sodium sulphate .....	lb.	57,748	5,230	59,193	4,779
Sulphur .....	lb.	128,845	5,716	131,435	8,217
Talc .....	lb.	1,656,383	52,520	1,470,039	66,541
Vitamins - A .....	...	...			317,764
B <sup>1</sup> (thiamin chloride) ....	...	...	not recorded		227,061
B <sup>2</sup> (riboflavin) .....	...	...	separately		101,468
C (ascorbic acid) .....	...	...			235,988
D .....	...	...			139,846
Chalk - Ground .....	lb.	265,639	7,707	243,425	10,470
Precipitated .....	lb.	381,593	18,709	329,652	15,138
Sugar .....	lb.	4,076,561	295,747	3,531,443	251,328
All other materials .....	...	...	12,740,116	...	11,870,050
Containers .....	...	...	5,379,869	...	5,547,333
<b>Total .....</b>	...	...	<b>22,535,718</b>	...	<b>22,941,566</b>

Table 9 - Products Made, 1944 and 1945

Note: Data given in this table are for the Medicinal and Pharmaceutical Preparations Industry ONLY and represent only the production of the firms classified to this group. For the total Canadian output of medicinals see Table 10.

Product	Selling Value at the Works	
	1944	1945
<u>Medicines and Pharmaceuticals -</u>		
Standard (pharmacopoeial or defined in other standard works) .....	9,768,300	9,894,147
Specialties registered as patent medicines ..	8,904,764	10,908,601
Specialties sold with ingredients declared .	14,074,334	12,532,374
Vitamins - single or combinations, either in capsule, tablet, pill or liquid form .....	7,083,658	7,432,309
Penicillin .....		2,273,842 (xx)
Biological preparations (vaccines, serums, etc.) .....	3,005,597	2,301,008
Veterinary medicines .....	749,521	845,662
Disinfectants .....	96,462	81,092
Insecticides .....	378,673	463,747
Flavouring extracts .....	422,107	460,474
Toilet preparations .....	3,645,312	4,612,499
All other products (x) .....	7,510,853	8,525,173
Total .....	55,639,581	60,330,928

(x) Includes absorbent gauze, sanitary towels, packaged goods, etc.

(xx) 226 billion units.

Table 10 - Production (x), Imports and Exports of Medicinals and Pharmaceuticals in Canada, 1935-1945

Year	Production	Imports	Exports
	(selling value at factory)		
1935 .....	15,360,980	2,824,034	738,026
1936 .....	16,223,419	3,207,300	1,278,440
1937 .....	17,547,432	3,510,064	1,443,231
1938 .....	17,447,328	3,378,899	1,566,422
1939 .....	19,191,562	3,991,883	1,499,593
1940 .....	21,118,552	4,337,292	1,312,958
1941 .....	28,103,936	5,025,881	1,807,069
1942 .....	33,199,537	5,524,286	2,606,591
1943 .....	39,250,072	7,313,676	3,120,523
1944 .....	43,359,452	7,644,786	4,255,536
1945 .....	46,248,763	9,440,067	5,739,853

(x) Production figures represent the total Canadian production, including some medicinals made in other industries.

Medicinals

Table 11 - Imports into Canada and Exports of Medicinal and Pharmaceutical Preparations, 1944 and 1945

	Unit of measure	1944		1945	
		lbs	\$	lbs.	\$
<b>(a) Imports</b>					
Caffeine, and salts of .....	lb.	2,010	8,085	...	...
Cocaine .....	oz.	1,367	7,886	387	2,306
Codeine, and salts of .....	oz.	40,970	258,591	32,405	238,043
Morphine .....	oz.	9,517	67,606	8,062	70,257
Opium .....	lb.	66	1,250	450	5,528
Quinine, salts of .....	oz.	...	...	...	...
Strychnine, and salts of .....	oz.	38,342	31,860	852	1,686
Nicotine, salts of nicotine; prepara- tions containing nicotine in a free or combined state, for dipping, spray- ing, or fumigating, n.o.p. ....	lb.	206,707	157,990	143,589	104,871
Chloropicrin, ethylene oxide, methyl bromide, methyl formate, cyanides, carbon bisulphide, or mixture cont- aining any of these, for combatting destructive insects or pests .....	...	...	113,023	...	87,341
Preparations, or chemicals, non- alcoholic, such as are used for dis- infecting, dipping, spraying or fum- igating, when in packages not exceed- ing three pounds each in weight .....	...	...	109,232	...	116,972
Preparations or chemicals, non- alcoholic, for disinfecting, dipping, spraying or fumigating, n.o.p., or manufacturing the same .....	...	...	1,261,484	...	1,576,067
Medicinal, chemical and pharmaceutical preparations including proprietary preparations, dry .....	...	...	3,873,815	...	4,736,474
Medicinal, chemical and pharmaceutical preparations including proprietary, liquid, when containing not more than 2½% of proof spirit .....	...	...	1,133,503	...	1,965,059
Medicinal, chemical and pharmaceutical preparations including proprietary preparations, all other .....	...	...	114,187	...	125,669
Medicinal or medicated wines, contain- ing not more than 40% of proof spirit .....	...	...	...	...	...
Menthol, natural or synthetic .....	...	...	380,203	...	300,779
Papaine .....	...	...	23,649	...	17,036
Spirits and strong waters of any kind, mixed with any ingredient, or ingred- ients, and being known or designated as anodynes, elixirs, tinctures or medicines, n.o.p. ....	gal.	7,309	75,201	7,790	67,794
Non-alcoholic extract of cascara sagrada .....	...	...	27,221	...	24,185
<b>Total Imports .....</b>	...	...	<b>7,644,786</b>	...	<b>9,440,067</b>
<b>(b) Exports</b>					
Medicinal and proprietary preparations	...	...	4,255,536	...	5,739,853



DIRECTORY OF FIRMS IN THE MEDICINAL AND PHARMACEUTICAL PREPARATIONS INDUSTRY, 1 9 4 5.

Name of Firm	Location of Plant
<b>NOVA SCOTIA -</b>	
Minards Liniment Co. Ltd.	7 Jenkins St., Yarmouth
<b>NEW BRUNSWICK -</b>	
Baird Co. Ltd., The	66 King St., Woodstock
<b>QUEBEC -</b>	
Abbott Laboratories Limited	20 Bates Rd., Outremont
Abbey Effervescent Salt Co., The	286 St. Paul St. W., Montreal
Arex Co. (Reg'd), The	253 Wolfe St., Lauzon
Ayerst, McKenna & Harrison, Limited	781 William St., Montreal
Bliss, Alonzo O., Medical Co., The	434 St. Helen St., Montreal
Bristol-Myers Co. of Canada Ltd.	3035 St. Antoine St., Westmount
Burroughs, Wellcome & Co.	Riverview Ave., Ville La Salle
Brunet, W., & Cie, Ltée	70 de la Chapelle, Quebec
Canada Drug Co. (Reg'd.)	857 St. Maurice St., Montreal
Carnrick, G.W., Co. Ltd.	286 St. Paul St. W., Montreal
Chesebrough Mfg. Co. Consolidated	5520 Chabot Ave., Montreal
Ciba Co., Ltd.	1235 McGill College Ave., Montreal
Cie des Produits Biologiques Europa Ltd.	934 St. Catherine St. W., Montreal
Cie des Produits Homah	805 Rachel St. E., Montreal
Cie Onguent Eskimo	Mansonville
Cie Paula Ltée	21 St. Paul St. E., Montreal
Cie So Rex Ltée, La	855 Chemin St. Foye, Quebec
Compagnie J.L. Mathieu	14 Albert St., Sherbrooke
Compagnie Pharmaceutique Rameau, Ltée	350 LeMoyné St., Montreal
Compagnie Pharméd Limitée	108 St. Paul St. W., Montreal
Corporation Pharmaceutique Française, Ltée	200 Rue Valee, Montreal
Dairy Association Co.	Rock Island
Daniels, Dr. A.C. Co. of Canada, Ltd.	Victoria Ave., Knowlton
Davis & Lawrence Company	1910 St. Antoine St., Montreal
Denver Chemical Mfg. Co.	286 St. Paul St. W., Montreal
Desautels Laboratories Ltd.	1180 Benoit St., Montreal
Desbergers Bismol Laboratories	388 St. Paul St. W., Montreal
Dominion Packaging Limited	1406 Aldred Bldg., Montreal
Ex-Lax Limited	736 Notre Dame St. W., Montreal
Fellows Medical Manufacturing Co. Ltd.	286 St. Paul St. W., Montreal
Fortin, Charles	Robertsonville
Frasier Thornton & Co. Ltd.	Cookshire
Frosst, Charles E., & Co.	3571 St. Antoine St. W., Westmount
Gauvin, J. A. E., Succession	1405 Maisonneuve St., Montreal
Hanford, G. C. Mfg., Co. Ltd.	215 St. Paul St. W., Montreal
Harris, J.A., Limited	4510 De la Roche St., Montreal
Herbo Remedies Reg'd.	3718 St. Denis St., Montreal
Hervay Remedies Ltd.	St. Basile
Hoffman-Laroche Ltd.	286 St. Paul St. W., Montreal
Horner, Frank W., Ltd.	950 St. Urbain St., Montreal
Joffre Chemical Company	3444 St. Hubert St., Montreal
Johnson & Johnson Ltd.	2155 Pius IX Blvd., Montreal
Kress & Owen Co. of Canada Ltd.	286 St. Paul St. W., Montreal
Laboratoire Moderne Ltée, Le	419 Notre Dame E., Montreal
Laboratoire Montphar	2420 Notre Dame St. E., Montreal
Laboratoire Demers Enrg.	418 rue St. Jean, Quebec
Laboratoire Lancet	354 St. Catherine St. E., Montreal
Laboratoire Veterinaire Lorrain	203 Place Youville, Montreal
Laboratoire Vincent Inc.	5901 Papineau St., Montreal
Lacerte, Dr. N. Enrg.	3 Cote Du Passage, Lévis
Lacroix, F.X.	438 $\frac{1}{2}$ rue St. Joseph, Quebec
Les Remedes Faguet Enrg.	11 Frontenac St., Sherbrooke

## Directory of Firms in the Medicinal and Pharmaceutical Preparations Industry, 1945 (Continued)

Name of Firm	Location of Plant
<u>Quebec (Con.) -</u>	
Lalonde, Henri, Ltée	416 Notre Dame St. E., Montreal
Laboratoire Nadeau Limitée	100 St. Paul St. W., Montreal
Laboratoires St. Hubert Ltée,	2417 East Ave., Mont Royal
Laboratoire Pasteur Ltée	355 Place Royale, Montreal
Laboratoires Poulenc Frères du Canada, Ltée	204 Place Youville, Montreal
Lambert, Dr. J.O., Limitée	2234 St. Antoine St., Montreal
Laurentian Laboratories, Ltd.	442 St. Gabriel St., Montreal
Leeming Miles Co. Ltd., The	504 St. Lawrence Blvd., Montreal
Marois, Laboratory	5669 Denormandie, Montreal
Menley & James Ltd. of Canada	420 Lagauchetière St. W., Montreal
Merck & Co. Ltd.	560 De Courcelles St., Montreal
Monsanto (Canada) Limited	425 St. Patrick St., Ville La Salle
Mothersill Remedy Co. Ltd., The	286 St. Paul St. W., Montreal
Mowatt & Moore, Limited	64 Prince St., Montreal
Pertussin Limited	250 St. Zotique St. W., Montreal
Polson, N. C. & Co. Ltd.	651 Notre Dame St. W., Montreal
Produits Gardo Ltée	rue Principale, Waterloo
Produits France Canada Ltd.	105 St. Paul St. W., Montreal
Produits Veterinaires Nicolle Ltd.	91 St. Christophe Matane
Produits Nec-Tar-Ra Enrg.	74 Alexander St., Sherbrooke
Produits Populex	4522 de la Roche, Montreal
Pratte, Arthur N.	1165 Bernadette St., Montreal
Produits Pharmaceutiques Sylvain Ltée	406 Notre Dame St. E., Montreal
Rawleigh, W. T. Co. Ltd., The	4005 Richelieu St., St. Henri, Montreal
Rougier Frères Cie Inc.	350 Le Moyne St., Montreal
Sarazin & Choquette Inc.,	427 St. James St. W., Montreal
St. Germain, Les Medicaments	411 Laurier St. E., Montreal
Sunodium Co. of Canada	4180 St. Denis St., Montreal
Topper Pharmacal Company	5251 Sherbrooke St. W., Montreal
Usines Chimiques du Canada Inc.	1338 Lagauchetière St. E., Montreal
Watkins, J. R., Co., The	2195 Masson St., Montreal
Wingate Chemical Co. Ltd., The	378 St. Paul St. W., Montreal
<u>ONTARIO -</u>	
Accurate Laboratories	186½ King St., London
Allen & Hanbury's Co. Ltd., The	65 King St., Lindsay
Alvinorr Products Ltd.	60 Main St., Galt
Anglo-Canadian Drugs Ltd.	99 Simcoe St., S., Oshawa
Arner Co. Ltd., The	Niagara, Lewis and Bridge Sts., Fort Erie North
Australian Eucalyptus, Ltd.	222 Front St. E., Toronto
Baxter Laboratories of Canada Ltd.	Willow St., Acton
Bell, Dr., Wonder Medicine Co.	rear 108 Clarence St., Kingston
Brandon Company, The	68 King St., E., Toronto
British Drug House (Canada) Ltd.	517 Terminal Bldg., Toronto
Bromo-Seltzer Limited	1266 Queen St. W., Toronto
Buckley, W.K., Ltd.	559 College St., Toronto
Canada Pharmacal Co. Ltd., The	447 Talbot St., London
Canada Representatives Ltd.,	193-195 Spadina Ave., Toronto
Canadian Botanic Gardens	934 Colborne St., Toronto
Canadian Tampax Corporation Ltd.,	1 Royce Ave., Brampton
Carter Drug Company	16 Claude Ave., Toronto
Ceulk, L. D., Co. of Canada, Ltd., The	172 John St., Toronto
Comstock, W. H. Co. Ltd.,	11 Courthouse Ave., Brockville
Connaught Laboratories	University of Toronto
Cook-Waite Laboratories Inc.	32 Queen St., Fort Erie
Cleveland's Drug Ltd.	Fort Erie N.
Cressy, John R., Co.	1536 Dundas St. W., Toronto
D. D. D. Co. of Canada, Ltd.	36 Caledonia Road, Toronto
Dewsbury Co., The	53 Lansdowne Ave., Toronto

## Directory of Firms in the Medicinal and Pharmaceutical Preparations Industry, 1945 (Continued)

Name of Firm	Location of Plant
<u>Ontario (Con.)</u>	
Druggists' Corporation, Limited	6 Ontario St., Toronto
Eaton, T., Drug Co. Ltd., The	190 Yonge St., Toronto
Edmanson Bates & Co. Ltd.,	Colborne St., Oakville
Eno, J. C. (Canada) Ltd.	296 Richmond St. W., Toronto
Fine Chemicals Ltd.	587 Fleet St. W., Toronto
Fleming Bros. Ltd.	424 Wellington St. W., Toronto
Foster Dack Co. Ltd.	337 King St. W., Toronto
Fulford, C.E., Ltd.	310 Dupont St., Toronto
Galt Chemical Products Ltd.	Corner Beverly and Kerr Sts., Galt
Gelatin Products Ltd.	258 Chilver Road, Windsor
Gray Remedy Co.	550 Church St., Toronto
Hartz, J. F., Co. Ltd., The	32 Grenville St., Toronto
Health and Happiness Company	1702½ Danforth Ave., Toronto
Herbatol Remedies	228 McNab St., Dundas
Hess and Clark Ltd.	659 Adelaide St., London
Howard, A. H. Chemical Company Ltd.	4221 Dundas St. W., Toronto
Ingram & Bell Ltd.	256 McCaul St., Toronto
Jamieson, C.E. & Co. Ltd.	414 Sandwich W., Windsor
Kendall Company (Canada) Limited	419 Coxwell Ave., Toronto
Kitchener Tonsillitis Co.	61 Frederick St., Kitchener
Koegler Laboratories	22 McDougall Ave., Waterloo
Lavoris Chemical Co. Ltd.,	92 Jarvis St., Toronto
Lentheric of Canada, Ltd.	36 Caledonia Road, Toronto
Lewis-Howe Company	2595 Sandwich St. E., Windsor
Lincoln Biochemic Laboratories Limited	243 College St., Toronto
Lograsso, P.	464 Winona Drive, Toronto
Luscoe Products Limited	557 King St., W., Toronto
MacDonald Medicine Co.	937 King St. E., Hamilton
Moore-Thompson Company	153 King William St., Hamilton
Mentholatum Co., The	20 Lewis St., Fort Erie North
Milburn, T., Co. Ltd., The	643 King St. W., Toronto
Miles Laboratories Ltd.	1010 Dufferin St., Toronto
Mulveney's, R.L., Remedies Ltd.	199 Ossington Ave., Toronto
Musterole Co. of Canada Ltd.	34 St. Patrick St., Toronto
Nicholson Laboratories	181 College St., Toronto
Noble, Wilfred G.	107 Richmond St. E., Toronto
Norco Chemical Co.	67 Carlton St., Toronto
Northrop & Lyman Co. Ltd.	462-66 Wellington St. W., Toronto
Novocol Chemical Mfg. Co. of Canada, Ltd.	25 Grenville St., Toronto
Noxema Chemical Co. of Canada, Ltd., The	92 Jarvis St., Toronto
Ortho Pharmaceutical Corp. (Canada) Limited	296 Jane St., Toronto
Ottway, C.	514 Danforth Ave., Toronto
Parke, Davis & Co.	Sandwich St., Walkerville
Penslar Co. Ltd., The	325 Devonshire Road, Walkerville
Pinex Co., The	424 Wellington St. W., Toronto
Pinkham, Lydia E., Medicine Co.	University Ave., Cobourg
Powell, H., Chemical Co. Ltd., The	38 Dundas St. E., Toronto
Procol Mfg. Co. Ltd.	143 College St., Toronto
Pierce's Proprieties Inc.	40 Courtwright St., Fort Erie North
Robert's Biological Laboratory	331 Bartlett Ave., Toronto
Rolls & Darlington Ltd.	119 Pearl St., Toronto
Rundle, Geo. H., & Son Co. Ltd., The	Pitt St. and Dougal Ave., Windsor
Saunders, W. E., Ltd.	186 King St., London
Serva Mfg. Co.	Richmond Hill
Shuttleworth, E.B., Chemical Co. Ltd., The	525 Logan Ave., Toronto
Sharpe & Dohme (Canada) Ltd.	865 Bay St., Toronto
Siroil Laboratories of Canada Ltd.	152 Pitt St. W., Windsor
Smallwood Pharmaceuticals, Limited	Orangeville
Squibb, E. R., & Sons of Canada, Ltd.	36 Caledonia Road, Toronto
Stafford Miller (of Canada) Ltd.	172 John St., Toronto

## Directory of Firms in the Medicinal and Pharmaceutical Preparations Industry, 1945 - (Continued)

Name of Firm	Location of Plant
<b>Ontario (Con.) -</b>	
Stearns, Frederick, & Co. of Canada, Ltd.	443 Sandwich St. W., Windsor
Sterling Products Ltd.	1019 Elliott St. W., Windsor
Stevens, J., & Son, Co. Ltd.	145 Wellington St. W., Toronto
Sutcliffe & Bingham of Canada, Ltd.	1 Niagara St., Toronto
Synthetic Drug Co. Ltd.	243 College St., Toronto
Templetons Limited	56 Colborne St., Toronto
Toronto Pharmacal Co. Ltd., The	14-20 Brockton Ave., Toronto
Troy Chemical Co. Inc.	517 Crawford St., Toronto
United Rexall Drug Co. Ltd.	68 Broadview Ave., Toronto
Wampole, Henry K., & Co., Ltd.	Perth
Warner, Wm. R., & Co., Ltd.	727 King St. W., Toronto
West, Ernest P.	41 Duchess St., Toronto
Whitex Surgical Supply Co.	93 $\frac{1}{2}$ Church St., Toronto
Whitfield, G.B., Company	126 Wellington St. W., Toronto
Williams Drug Sundries Ltd.	74 Wellington St. W., Toronto
Will, Charles R., & Co. Ltd.	571 Richmond St. N., London
Wood, W. Lloyd, Ltd.	64 Gerrard St. E., Toronto
Wyeth, John, & Bro. Inc.	2109 Ottawa St., Walkerville
<b>MANITOBA -</b>	
Eaton, T., Co. Ltd., The	Winnipeg
Fahrney, Dr. Peter, & Sons Co.	256 Stanley St., Winnipeg
Kleerex Mfg. Co.	263 Kennedy St., Winnipeg
National Drugs Ltd.	576 McDermot St., Winnipeg
Rawleigh, W.T. Co. Ltd., The	589 Henry Ave., Winnipeg
Watkins, J. R., Co., The	Annabella and E. Higgins Sts., Winnipeg
White Medicine Co.	1380 Notre Dame Ave., Winnipeg
<b>SASKATCHEWAN -</b>	
Herb Medical Remedies	325 - 21st St. W., Saskatoon
Tested Specialties Co.	Dunblane
Wieler's Laboratories	332 - 2nd Ave. S., Saskatoon
<b>ALBERTA -</b>	
Harris, George, & Son	507 - 24th Ave., W., Calgary
Lion Laboratories	1215A 9th Ave. E., Calgary
McIntyre, John C.	10061 - 101st St., Edmonton
<b>BRITISH COLUMBIA -</b>	
Bishop, David	1498 Pender St. W., Vancouver
Western Wholesale Drug Ltd.	456 Broadway W., Vancouver



STATISTICS CANADA LIBRARY  
BIBLIOTHÈQUE STATISTIQUE CANADA



1010650907