



11/2/14

STATIONER'S STATEMENTS  
CANADA

1914

BIBLIOTHEQUE  
LIBRARY



Table 1 - PRINCIPAL STATISTICS OF THE SOAPS AND WASHING COMPOUNDS INDUSTRY IN CANADA, 1926-1930.

Years	No. of plants	Capital employed	Average		Cost of materials at works	Selling value of products at works	Value added by manu- facturing
			number of em- ployees	Salaries and wages			
<b>SOAPS -</b>							
1926.....	39	14,181,242	1,382	1,817,737	9,366,082	14,327,693	4,959,611
1927.....	40	15,626,944	1,423	1,844,213	9,677,467	14,947,503	5,270,036
1928.....	42	17,426,604	1,739	1,954,170	9,953,565	16,360,178	6,406,613
1929.....	38	17,601,142	1,731	2,376,322	10,787,959	18,608,285	7,620,326
1930 -							
Quebec.....	10	2,112,878	223	273,363	683,981	1,524,749	840,768
Ontario.....	21	12,827,868	1,046	1,555,643	7,690,240	13,677,925	5,987,685
Manitoba.....	3	1,503,920	106	141,742	418,328	734,122	315,794
Br. Columbia...	3	419,040	55	66,768	233,035	379,482	146,447
CANADA(x)....	41	17,725,874	1,511	2,162,698	9,762,627	17,514,701	7,752,074
<b>WASHING COMPOUNDS -</b>							
1926.....	23	428,286	117	176,084	188,514	519,325	330,811
1927.....	22	501,512	126	192,570	212,553	580,597	368,044
1928.....	29	569,379	145	206,526	236,742	636,548	401,806
1929.....	23	551,707	123	202,185	214,075	610,441	396,366
1930 -							
Quebec.....	12	346,525	73	161,423	80,645	319,912	239,267
Ontario.....	11	192,364	47	55,682	130,168	272,248	142,080
CANADA(xx)...	27	614,841	137	237,418	234,112	653,137	419,025
<b>TOTAL -</b>							
1926.....	62	14,609,530	1,499	1,993,871	9,556,596	14,847,018	5,290,422
1927.....	62	16,128,456	1,549	2,036,783	9,890,020	15,523,100	5,638,080
1928.....	71	17,995,983	1,884	2,160,696	10,190,307	16,998,726	6,808,419
1929.....	61	18,152,849	1,854	2,578,507	11,002,034	19,218,726	8,216,692
1930 -							
Quebec.....	22	2,459,403	296	434,786	764,626	1,844,661	1,080,035
Ontario.....	32	13,020,232	1,093	1,611,325	7,820,408	13,950,173	6,129,765
Manitoba.....	5	1,557,072	118	156,176	439,094	781,692	342,598
Br. Columbia...	4	426,840	57	69,155	234,361	385,189	150,828
CANADA(xxx)...	68	18,340,715	1,648	2,400,116	9,996,739	18,167,838	8,171,099

(x) Includes data for 1 plant in New Brunswick, 1 in Saskatchewan and 2 in Alberta.  
 (xx) Includes data for 2 plants in Manitoba, 1 in Saskatchewan and 1 in British Columbia.  
 (xxx) Includes data for 1 plant in New Brunswick, 2 in Saskatchewan and 2 in Alberta.

Table 2 - CAPITAL EMPLOYED, BY PROVINCES, 1929 and 1930.

Provinces	Capital employed as represented by:			TOTAL
	Cost of lands, buildings, machinery and tools	Cost of stocks and materials on hand	Cash, trading and operating accounts and bills receivable	
<b>1929</b>				
Quebec.....	1,257,143	306,606	674,331	2,238,080
Ontario.....	6,073,235	3,801,373	2,308,932	13,046,540
Manitoba.....	878,485	418,610	175,106	1,472,201
British Columbia.	260,313	114,194	23,927	398,434
CANADA(x)....	9,812,176	5,031,714	3,308,959	18,152,849
<b>1930</b>				
Quebec.....	1,327,872	365,035	766,496	2,459,403
Ontario.....	6,724,670	3,708,535	2,587,021	13,020,232
Manitoba.....	883,423	440,629	233,020	1,557,072
British Columbia.	270,939	112,990	42,911	426,840
CANADA(x)....	9,712,659	4,860,975	3,767,081	18,340,715

(x) See footnote to Table 1.






Table 3 - EMPLOYEES, SALARIES AND WAGES PAID, BY PROVINCES, 1929 and 1930.

Provinces	Number of employees					Salaries and wages		
	On salaries		On wages		TOTAL	Salaries	Wages	TOTAL
	Male	Female	Male	Female				
						\$	\$	\$
<u>1929</u>								
Quebec.....	72	16	148	39	275	235,127	187,118	422,245
Ontario.....	340	120	644	199	1,303	831,901	924,639	1,756,540
Manitoba.....	39	15	59	12	125	99,942	98,044	197,986
British Columbia	14	2	36	14	66	31,936	44,697	76,633
CANADA(x).....	491	157	935	271	1,854	1,263,324	1,315,183	2,578,507
<u>1930</u>								
Quebec.....	66	18	172	40	296	238,325	196,461	434,786
Ontario.....	326	81	504	182	1,093	849,678	761,647	1,611,325
Manitoba.....	42	16	51	9	118	100,149	56,027	156,176
British Columbia	13	2	28	14	57	28,916	40,239	69,155
CANADA(x).....	471	121	804	252	1,648	1,284,064	1,116,052	2,400,116

(x) See footnote to Table 1.

Table 4 - FUEL AND ELECTRICITY USED, 1929 and 1930.

Kinds	Unit of measure	1929		1930	
		Quantity	Cost at works	Quantity	Cost at works
Bituminous coal - Canadian...	short tons	18,729	101,256	18,274	94,913
Imported...	short tons	20,556	117,265	20,844	118,935
Anthracite coal .....	short tons	387	2,738	1,491	12,843
Lignite coal - Canadian.....	short tons	25	80	62	310
Coke .....	short tons	38	476	33	389
Gasoline .....	Imp. gal.	954	228	725	27
Fuel oil .....	Imp. gal.	10,359	870	10,659	827
Wood .....	cord	84	444	40	200
Gas - manufactured .....	M cu.ft.	634	479	926	777
Other fuel .....	---	...	6,594	....	6,942
Electricity purchased.....	K.W.H.	4,874,662	40,575	5,161,428	49,611
TOTAL.....	---	...	271,005	...	285,779

Table 5 - POWER EMPLOYED, 1929 and 1930.

Kinds	1929		1930	
	Number of units	Total H.P.	Number of units	Total H.P.
Steam engines and steam turbines...	14	811	15	830
Gasoline, gas and oil engines.....	2	9	2	9
Total primary power.....	16	820	17	839
Electric motors run by purchased power.....	514	3,554	678	4,082
Total power employed.....	530	4,374	695	4,921
Electric motors run by primary power. in. same plant.....	8	82	8	82
Total electric motors.....	522	3,636	686	4,164
Boilers .....	50	8,389	29	2,932






Table 6 - MATERIALS USED, 1929 and 1930.

Materials	Unit of measure	1 9 2 9		1 9 3 0	
		Quan- tity	Cost at works	Quan- tity	Cost at works
Calcium Chloride (chloride of lime)....lb.		741,017	13,446	...	20,492
Cocconut oil .....	lb.	20,359,868	1,707,434	19,867,378	1,507,083
Corn oil .....	lb.	22,210	2,335	68,957	6,562
Cottonseed oil .....	lb.	150,715	9,660	197,579	11,771
Essential oils .....	-	...	181,196	....	153,025
Ethyl alcohol .....	gal.	5,588	6,433	3,273	3,703
Fatty acids (stearic, etc.).....lb.		1,321,077	124,226	260,592	37,091
Foots (cottonseed, olive, etc.).....	-	...	216,324	...	163,791
Glycerine, crude, purchased.....lb.		3,006,540	219,867	2,372,008	162,633
Glycerine, refined, purchased.....lb.		1,313,653	156,542	1,469,787	161,632
Feldspar.....lb.		1,969,800	28,923	2,000,980	29,904
Liquid chlorine.....lb.		53,550	4,857	273,086	17,852
Linseed oil .....	gal.	22,288	19,860	22,160	20,225
Olive oil .....	lb.	45,031	6,133	82,932	6,212
Palm oil .....	lb.	5,629,593	474,454	5,695,735	415,665
Peanut oil .....	lb.	566,174	49,961	1,335,972	94,521
Perfumes.....	-	...	126,969	...	235,582
Petrolatum .....	lb.	112,266	2,690	87,079	2,017
Potash, caustic.....lb.		333,618	18,517	289,663	17,547
Rosin.....lb.		5,640,567	244,116	5,587,520	213,300
Silica sand.....	ton	3,165	78,245	3,160	80,422
Soda ash .....	lb.	11,184,747	183,710	10,643,354	172,244
Soda, caustic.....lb.		16,252,864	483,677	15,307,186	509,373
Salt.....lb.		3,017,505	14,103	3,911,727	15,576
Sodium silicate (waterglass).....lb.		25,885,897	185,208	26,898,799	163,416
Soya bean oil .....	lb.	6,298,131	475,637	6,156,678	432,377
Talc .....	lb.	417,323	3,705	391,244	5,341
Tallow, grease and other soap stock...lb.		46,379,741	3,749,442	50,653,744	3,188,754
Trisodium phosphate.....lb.		...	...	869,576	33,433
All other materials .....	-	...	428,877	...	431,382
Shipping containers (boxes, cases, etc.)-	-	...	1,785,487	...	1,663,807
TOTAL .....	-	...	11,002,034	...	9,996,739

Table 7 - PRODUCTS MADE, 1929 and 1930.

Products	Unit of measure	1 9 2 9		1 9 3 0	
		Quantity	Selling value at works	Quantity	Selling value at works
Household and laundry soaps and soap chips.....lb.		114,986,672	8,902,684	115,053,362	8,220,204
Textile soaps.....lb.		1,673,203	140,730	1,434,831	131,569
Toilet soaps.....lb.		21,283,821	4,344,714	23,508,294	4,426,452
Soap powder.....lb.		10,513,104	731,424	13,832,935	1,056,288
Foots soap .....	lb.	307,325	24,239	172,582	15,653
All other hard soaps.....lb.		2,865,995	211,233	608,714	42,273
Liquid soaps .....	lb.	317,967	53,574	374,492	57,814
Soft soaps .....	lb.	724,212	52,616	1,483,577	88,856
Ammonia powder.....	-	...	182,538	...	161,733
Javelle water.....	-	...	272,756	...	370,518
Lye .....	-	...	116,766	...	88,558
Washing compounds.....	-	...	147,257	...	249,554
Other cleaning or scouring powders or preparations.....lb.		10,687,799	1,399,410	...	982,745
Glycerine, crude.....lb.		3,235,535	252,195	2,124,136	160,040
Glycerine, refined.....lb.		6,182,271	799,958	5,723,098	688,477
Laundry blue.....lb.		83,253	21,048	78,840	16,351
Tooth paste .....	-	...	361,859	...	256,746
Perfumes .....	-	...	97,983	...	88,972
Toilet preparations, other.....	-	...	835,232	...	790,606
All other products.....	-	...	270,510	...	274,429
TOTAL.....	-	...	19,218,726	...	18,167,838

(x) Production data as given in the above table are for the Soaps and Washing Compounds Industry only; there also may have been an output of these commodities in other industrial groups. In 1930 the output of soaps in other industries amounted to \$406,432; washing compounds made in other industries were valued at \$92,191; tooth paste at \$1,499,681; perfumes at \$343,997; and other toilet preparations in other groups at \$3,739,984.






-5-  
 FIRMS REPORTING IN THE SOAPS AND WASHING COMPOUNDS INDUSTRY IN CANADA,  
 1930.

---

SOAPS

<u>NAME</u>	<u>LOCATION OF PLANT</u>
<u>NEW BRUNSWICK -</u>	
St. Croix Soap Mfg. Co., The	Water St., St. Stephen
<u>QUEBEC -</u>	
Albert Soaps Ltd.	336 McCord St., Montreal
Barsalou, J., & Cie., Ltee.	1600 Delorimier Ave., Montreal
Darling Brady Ltd.	1971 Richardson St., Montreal
Gold Dust Corporation Ltd.	425 St. Patrick St., Ville La Salle,
La Savonnerie du Lion	7408 St. Hubert St., Montreal
Robertson, J.J., of Canada, Ltd., The	13719 Notre Dame St. E., Montreal
Roy, D. Alphonse	1853 Moreau St., Montreal
Sewards Soap Co.	Ville St. Pierre, Montreal
Snap Company, Ltd.	2715 Reading St., Montreal
United Chemical Co. Ltd.	276 Roy St. E., Montreal
<u>ONTARIO -</u>	
Bates Products Ltd.	1601 Bloor St. W., Toronto
B. & M. Mfg. Co.	10 East Ave. N., Hamilton
Colgate-Palmolive-Peet Co. Ltd.	64 Natalie St., Toronto 8
Cudahy Packing Co., The	64 Macaulay Ave., Toronto
D'Arcy Mfg. Co., The	179 Bolton Ave., Toronto
Diamond Cleanser Ltd.	376 Dufferin St., Toronto
Elliott, J. R.	S. Water St., Galt
Guelph Soap Co. Ltd., The	Waterloo St. W., Guelph
Jergens, Andrew, Co. Ltd., The	1 Herriott St., Perth
Judd Soap Co., The	101 Bay St. N., Hamilton
Lavoline Cleanser Co. Ltd.	77 York St., Toronto
Lever Bros. Ltd.	Eastern Ave., Toronto
London Soap Co. Ltd., The	197-204 Ottaway Ave., London
Morton, David & Sons, Ltd.	77 Emerald St. S., Hamilton
Ontario Soap & Oil Co.	45 Dickens Ave., Toronto
Procter & Gramble Co. of Canada, Ltd., The	Burlington St., Hamilton
Pugsley, Dingman & Co. Ltd.	Cawthra Ave., West Toronto
Scholler Brothers Ltd.	Welland and Vine Sts., St. Catharines
Soaps-Perfumes Ltd.	84 Front St. E., Toronto
Wood, G. H. & Co. Ltd.	18 Beverley St., Toronto
Zryd Mfg. Co. Ltd.	62 George St., Toronto
<u>MANITOBA -</u>	
Beaver Soap and Chemicals Ltd.	1377 Winnipeg Ave., Winnipeg
Northern Soap Co., The	394 Gertrude Ave., Winnipeg
Royal Crown Soaps Ltd., The	289 King St., Winnipeg
<u>SASKATCHEWAN -</u>	
Chemical Novelty Products	237 Avenue "A" N., Saskatoon
<u>ALBERTA -</u>	
Acme Soap Works	North Edmonton
Royal Crown Soaps Ltd., The	H.O. 289 King St., Winnipeg, Man, plant at East Calgary.
<u>BRITISH COLUMBIA -</u>	
Chase-It Mfg. Co. Ltd.	2130 Yew St., Vancouver
National Household Bleach	1296 E. Georgia St., Vancouver
Nemo Mfg. Co. Ltd.	2450 Alberta St., Vancouver
Royal Crown Soap Ltd., The	308 Georgia St., E., Vancouver





-3-  
WASHING COMPOUNDS

NAME

LOCATION OF PLANT

QUEBEC -

Ajax Products Co. Ltd.	706 Fulford St., Montreal
Allard, Blaise	27 - 8th Ave., Iberville
Archambault, Victor	Boulevard de L'Isle, Co. Hochelaga
Dalglisch & Co.	6631 St. Urbain St., Montreal
Demontigny & Poulot	39 - 7th St., Quebec
Fyon & Fyon Ltd.	5357 Papineau Ave., Montreal
La Compagnie Javel-O Ltée.	1110 Amherst St., Montreal
Levesque, C. & Cie	Mont Joli
Levesque, J. Lionel	164 St. Roch St., Three Rivers
Mireault, Jos.	32 Baby St., Joliette
Robillard, J. J. Ltée.	4522 Fabre St., Montreal
Tellier, James, Ltd.	421 St. Dizier St., Montreal

ONTARIO -

Alpha Chemical Co. Ltd.	Station Place, Kitchener
Atlas Chemical Co.	49 Niagara St., Toronto
Chamberlain Desolve Co. Ltd.	522 Hamilton Road, London
Eze Manufacturing Co. Ltd., The	253 Huron St., Toronto
Mack's Laundry Specialty Co.	Reserve St., Almonte
Magic White Ltd.	184 Front St. E., Toronto
Nymoc Products Co.	4 Maitland St., Toronto
Sapoline Co.	99 Sandwich St., Walkerville
Splendor Washing Fluid	306 James St. N., Hamilton
Utility Products Ltd.	7 Arode St., Toronto
X. L. Javel Water Co.	101 Christie St., Toronto

MANITOBA -

Dainty White Mfg. Co.	267 Mountain Ave., Winnipeg
Old Sol Mfg. Co. Ltd.	805 Erin St., Winnipeg

SASKATCHEWAN -

Van-Kel Cleansers Ltd.	Railway St. W., Swift Current
------------------------	-------------------------------

BRITISH COLUMBIA -

National Household Bleach	1296 Georgia St., Vancouver
---------------------------	-----------------------------

---

STATISTICS CANADA LIBRARY  
BIBLIOTHÈQUE STATISTIQUE CANADA



1010650331