

Handwritten text at the top of the page, possibly a title or header, which is mostly illegible due to fading and damage.

Handwritten text in the top right corner, possibly a date or page number, which is mostly illegible.




Table 2 - EMPLOYEES, SALARIES AND WAGES, 1929 and 1930.

Provinces	Number of employees				Salaries and Wages			
	On salaries		On wages		Total	Salaries	Wages	TOTAL
	Male	Female	Male	Female				
					\$	\$	\$	
1929								
Quebec.....	46	24	51	106	227	127,718	126,621	254,339
Ontario.....	49	75	44	152	320	212,279	173,190	385,469
CANADA(x)...	100	104	105	268	577	355,327	312,012	667,339
1930								
Quebec.....	55	30	51	122	258	145,416	134,702	280,118
Ontario.....	51	83	51	165	350	257,963	171,686	429,649
CANADA(x)...	110	117	108	294	629	416,326	315,925	732,251

(x) See footnote to Table 1.

Table 3 - FUEL AND ELECTRICITY USED, 1929 and 1930.

Kinds	Unit of measure	1 9 2 9		1 9 3 0	
		Quantity	Cost at works	Quantity	Cost at works
Anthracite coal	short ton	181	2,166	224	2,432
Bituminous coal - Canadian....	short ton	105	775	2	24
Imported.....	short ton	253	1,769	369	2,454
Coke	short ton	54	564	41	411
Gasoline	Imp. gal.	1,500	400	1,800	490
Kerosene	Imp. gal.	170	41
Fuel oil	Imp. gal.	9,351	977	7,958	805
Gas - Manufactured	M cu.ft.	879	871	772	764
Natural	M cu.ft.	888	304	205	136
Other fuel	-	...	75
Electricity purchased	K.W.H.	251,728	5,601	168,736	5,333
TOTAL	-	...	13,543	...	12,849

Table 4 - POWER EMPLOYED, 1929 and 1930.

Kinds	1 9 2 9		1 9 3 0	
	Number of units	Total h.p. according to manufacturers' rating	Number of units	Total h.p. according to manufacturers' rating
Primary power
Electric motors run by purchased power	125	222	143	250
Total Power Employed.....	125	222	143	250
Total electric motors	125	222	143	250
Boilers	3	105

Table 5 - MATERIALS USED, 1929 and 1930.

Materials	Unit of measure	1 9 2 9		1 9 3 0	
		Quantity	Cost at works	Quantity	Cost at works
Ethyl alcohol	gal.	26,075	72,045	39,249	64,444
Essential oils	-	...	224,234	...	111,045
Glycerine, refined	lb.	191,510	29,007	155,453	21,337
Perfumes	-	...	58,514	...	47,681
Talc	lb.	501,278	21,806	389,505	18,815
All other materials	-	...	572,042	...	346,603
Containers (bottles, boxes, etc.) -	-	...	599,994	...	736,520
TOTAL	-	...	1,577,642	...	1,346,445




Table 6 - PRODUCTS MADE, 1929 and 1930.

Products	Unit of measure	1 9 2 9		1 9 3 0	
		Quantity	Selling value at works	Quantity	Selling value at works
Toilet soaps	lb.	554,966	313,542	125,326	275,172
Tooth paste	-	...	583,813	...	642,693
Perfumes	-	...	547,625	...	256,717
Toilet preparations, other...	-	...	2,732,102	...	2,767,821
All other products	-	...	274,506	...	264,110
TOTAL	-	...	4,451,588	...	4,206,513

(x) The figures given in this table do not indicate the total production of toilet preparations in Canada. See also Tables 7 and 8.

Table 7 - TOTAL PRODUCTION IN CANADA OF TOILET PREPARATIONS, BY INDUSTRIES, 1926-1930.

Years	Toilet preparations industry	Medicinal, and pharmaceutical preparations industry	Soaps and washing compounds industry	Other industries	TOTAL
1926 ...	3,692,649	1,211,412	646,682	9,077	5,559,820
1927 ...	3,813,818	1,322,069	605,184	9,486	5,750,557
1928 ...	4,033,807	1,564,577	548,506	14,821	6,161,711
1929 ...	3,863,540	2,110,718	1,295,074	3,240	7,272,572
1930 ...	3,667,231	1,906,801	1,136,324	9,630	6,719,986

Table 8 - TOTAL PRODUCTION IN CANADA OF TOILET PREPARATIONS, 1926-1930.

Years	Perfumes	Tooth paste	Other toilet preparations	TOTAL
1926 ...	483,520	768,089	4,308,211	5,559,820
1927 ...	320,744	1,049,658	4,380,155	5,750,557
1928 ...	600,470	1,190,372	4,370,869	6,161,711
1929 ...	718,956	1,707,444	4,846,172	7,272,572
1930 ...	432,969	1,756,427	4,530,590	6,719,986

DIRECTORY OF FIRMS INCLUDED IN THE TOILET PREPARATIONS INDUSTRY
IN 1930.

Name


Address

QUEBEC -

California Perfume Co. of Canada, Ltd.	1015 St. Alexander St., Montreal
Cheramy Ltée.	1030 rue St. Alexandre, Montreal
Cie des Produits Exki Ltée.	1201 Demontigny E., Montreal
Forhan's Ltd.	389 St. Paul St. W., Montreal
Houbigant Ltée	1030 rue St. Alexandre, Montreal
La Cie d'Orient	1797 rue St. Andre, Montreal
G. A. Lewis Co. Ltd.	106 Prince St., Montreal
J. A. Marceau Ltd.	2 Rodney St., Montreal
Northam Warren Corporation	1101 St. Alexander St., Montreal
Palmors Ltd.	750 Vitre' St., W., Montreal
Parfumerie Bellefontaine Ltd.	1670 St. Denis St., Montreal
Parfumerie L. T. Piver Ltée.	1030 Alexander St., Montreal
Parfumerie Reynard	5800 Chateaubriand St., Montreal
Parfumerie Rigaud Inc.	286 St. Paul St., Montreal
Renovator Chemical Co.	7164 Boyer St., Montreal
The J. B. Williams Co., Canada, Ltd.	3552 St. Patrick St., Montreal

ONTARIO -

Elizabeth Arden of Canada, Ltd.	207 Queens Quay, Toronto
Armand Ltd.	269 Talbot St., St. Thomas
Canadian Booster Co. Ltd.	1402 Tecumseh Rd., Windsor
Rolph R. Corson Ltd.	146 Brock Ave., Toronto



DIRECTORY OF FIRMS INCLUDED IN THE TOILET PREPARATIONS INDUSTRY IN 1930.
(continued)

<u>Name</u>	<u>Address</u>
<u>ONTARIO - continued</u>	
Daggett & Ramsdell (Canada) Ltd.	165 Dufferin St., Toronto
Dearborn Supply Co.	15 Sandwich St., Windsor
Dixie Products Co.	1316 Tecumseh Rd., Windsor
Gallois Laboratory Co.	1078 Danforth Ave., Toronto
Gordon Gordon Ltd.	93 $\frac{1}{2}$ Church St., Toronto
Martha Matilda Harper	1887 Ellen Ave., Niagara Falls
The Merpicide Co.	30 Goreau St., Windsor
Richard Hudnut Ltd.	727 King St. W., Toronto
Inecto Rapid (Canada) Ltd.	272 Yonge St., Toronto
Lehn & Fink (Canada) Ltd.	9 Davies Ave., Toronto
Maison Blanche Toilet Co.	Bridgeburg
R. W. McLarty Ltd.	432 Wellington St. W., Toronto
The Mennen Co. Ltd.	165 Dufferin St., Toronto
Misner Mfg. Co. Ltd.	Waterloo St., Goderich
Monarch Chemical Co.	55 Ossington Ave., Toronto
Notox Ltd.	10 McCaul St., Toronto
Parfumerie Melba of Canada, Ltd.	624 King St. W., Toronto
The Pepsodent Co.	191 George St., Toronto
Pinaud Ltd.	560 King St. W., Toronto
Helena Rubinstein	436 Wellington St. W., Toronto
Seely Products Ltd.	15 Church St., Windsor
Solar Products Co.	525 King St. W., Toronto
Vivaudou of Canada, Ltd.	624 King St. W., Toronto
Yardley & Co. (Canada)	Fleet and York Sts., Toronto
<u>MANITOBA -</u>	
Fluid d'Or Co. Ltd.	207 Fort St., Winnipeg
Jones Brothers of Canada, Ltd.	31 Adelaide St. W., Toronto
The Pulford Drug Co. Ltd.	52 Albert St., Winnipeg
<u>ALBERTA -</u>	
Claynett Ltd.	10603 - 97th St., Edmonton
<u>BRITISH COLUMBIA -</u>	
Maison Henri Ltd.	550 Granville St., Vancouver
Premier Toilet Goods Co.	64 Hastings St. W., Vancouver

STATISTICS CANADA LIBRARY
BIBLIOTHEQUE STATISTIQUE CANADA



1010650155