


46225

cl Historical File Copy

Published by Authority of the Hon. James A. MacKINNON, M.P.,
Minister of Trade and Commerce.

CANADA
DEPARTMENT OF TRADE AND COMMERCE
DOMINION BUREAU OF STATISTICS
CENSUS OF INDUSTRY
MINING, METALLURGICAL & CHEMICAL BRANCH



THE TOILET PREPARATIONS INDUSTRY
IN
CANADA
1939



OTTAWA
1941

Price 25 cents

Dominion Statistician	R. H. Coats, LL.D., F.R.S.C., F.S.S. (Hon.)
Chief - Mining, Metallurgical and Chemical Branch:	W. H. Losee, B.Sc.
Statistician - Metal and Chemical Products:	H. McLeod, B.Sc.

ANNUAL INDUSTRY REPORT• CHEMICALS AND ALLIED PRODUCTS GROUPTHE TOILET PREPARATIONS INDUSTRY, 1939

Production from the Toilet Preparations Industry was valued at \$6,918,573 in 1939 compared with \$6,851,167 in 1938 and \$6,842,937 in 1937.

In the annual census of manufacturing establishments in Canada the operating firms are arranged in a number of industrial groups to which the various factories are classified in accordance with the nature of their main products. Under this arrangement the Toilet Preparations Industry includes all establishments which were occupied chiefly in making perfumes, toilet waters, face creams, tooth pastes, etc., but this industry accounts for only about 70 per cent of the Canadian output of toilet preparations as a number of concerns in other industries make this class of goods as a minor or secondary part of their business. In Tables 1 to 10 of this report the data are for the Toilet Preparations Industry as defined for census purposes, but Tables 11 to 13 have been added to show the total output of toilet preparations regardless of the industry in which produced.

In 1939 a total of 36 establishments were included in this industry, 56 being located in Ontario, 22 in Quebec, 3 in Manitoba, 3 in British Columbia and 2 in Saskatchewan. Output from these concerns totalled \$6,918,573, including \$5,591,942 for toilet preparations and \$1,326,631 for other products. Capital employed in manufacturing operations amounted to \$5,919,318, employees numbered 1,135 and salaries and wages amounted to \$1,304,574.

Imports of toilet preparations into Canada were valued at \$533,689 in 1939 compared with \$440,390 in 1938. Approximately 58 per cent of the imports came from the United States, 27 per cent from the United Kingdom, and 15 per cent from other countries.

The total production of toilet preparations in Canada, from all industries, amounted to \$8,194,442 at factory prices in 1939. In 1938 the comparative value was \$7,847,535 and in 1937 it was \$8,065,798.

Table 1 - PRINCIPAL STATISTICS OF THE TOILET PREPARATIONS INDUSTRY, 1929 to 1939

Year	No. of plants	Capital employed	Average number of employees	Salaries and wages	Cost of fuel and electricity at works	Cost of materials at works	Gross selling value of products at works
		\$		\$	\$	\$	\$
1929	49	3,121,617	577	667,539	13,543	1,577,642	4,451,588
1930	48	3,345,387	629	732,251	12,849	1,346,445	4,206,513
1931	56	4,564,109	805	870,584	22,514	1,987,231	5,946,292
1932	71	5,492,507	875	958,233	24,829	1,876,280	5,946,409
1933	80	4,817,533	934	898,224	25,168	1,728,317	5,477,324
1934	82	5,063,459	959	986,235	26,354	2,022,030	5,977,563
1935	83	5,396,952	1,050	1,077,006	30,639	2,121,621	6,017,944
1936	87	5,624,306	1,171	1,199,913	28,398	2,379,755	6,544,377
1937	82	5,962,591	1,207	1,269,340	26,645	2,577,943	6,842,937
1938	83	5,648,460	1,123	1,247,027	27,474	2,574,579	6,851,167
1939	86	5,919,818	1,135	1,304,574	27,221	2,792,754	6,918,573
% change 1939 from 1938	+ 4.8	+ 1.1	+ 4.6	- 0.9	+ 8.5	+ 1.0

NOTE - Profits or losses cannot be calculated from the above figures as data are not available for general expense items, such as interest, rent, depreciation, taxes, insurance, advertising, etc.

Table 2 - PRINCIPAL STATISTICS, BY PROVINCES, 1938 and 1939

Province	No. of plants	Capital employed	Average number of employees	Salaries and wages	Cost of fuel and electricity at works	Cost of materials at works	Gross selling value of products at works
		\$		\$	\$	\$	\$
1938							
Quebec	21	1,740,505	379	413,712	8,061	747,583	2,367,219
Ontario	52	3,834,879	713	816,717	18,990	1,804,359	4,431,789
Manitoba	4	47,991	23	11,760	200	12,484	29,585
Saskatchewan ...	2)						
British Columbia	4)	25,085	8	4,838	223	10,153	22,574
CANADA	83	5,648,460	1,123	1,247,027	27,474	2,574,579	6,851,167
1939							
Quebec	22	2,073,350	351	412,140	8,572	829,586	2,466,693
Ontario	56	3,773,121	766	879,998	18,319	1,941,463	4,404,081
Manitoba	3	43,517	11	8,139	138	13,937	30,244
Saskatchewan ...	2)						
British Columbia	3)	29,830	7	4,297	192	7,768	17,555
CANADA	86	5,919,818	1,135	1,304,574	27,221	2,792,754	6,918,573

Table 3 EMPLOYEES, SALARIES AND WAGES, BY PROVINCES, 1938 and 1939

Province	AVERAGE NUMBER OF EMPLOYEES					Salaries \$	Wages \$	TOTAL SALARIES and WAGES \$
	On Salaries		On Wages		TOTAL			
	Male	Female	Male	Female				
1938								
Quebec	82	58	85	154	379	232,389	181,323	413,712
Ontario	132	159	144	278	713	518,461	298,256	816,717
Manitoba	9	3	4	7	23	8,467	3,293	11,760
Other provinces	3	...	2	3	8	1,808	3,030	4,838
CANADA	226	220	235	442	1,123	761,125	485,902	1,247,027
1939								
Quebec	81	44	73	153	351	227,932	184,208	412,140
Ontario	172	160	140	294	766	574,187	305,811	879,998
Manitoba	3	1	3	4	11	4,900	3,239	8,139
Other provinces	3	...	2	2	7	2,377	1,920	4,297
CANADA	259	205	218	453	1,135	809,396	495,178	1,304,574

Table 4 WAGE-EARNERS, BY MONTHS, 1938 and 1939 (On the last work-day of each month)

Month	1938			1939		
	Male	Female	TOTAL	Male	Female	TOTAL
January	224	420	644	216	411	627
February	222	399	621	218	415	633
March	233	436	669	215	430	645
April	226	435	661	221	436	657
May	226	423	649	224	461	685
June	232	446	678	224	458	682
July	232	441	673	217	459	676
August	238	509	747	220	485	705
September	243	502	745	221	490	711
October	243	506	749	229	520	749
November	237	471	708	232	505	737
December	225	393	618	216	425	641
AVERAGE	235	442	677	218	453	671

Table 5 REGULAR HOURS WORKED PER WEEK BY WAGE-EARNERS, 1939 (In one week of normal employment; overtime not included)

Regular hours worked per week	Number of wage-earners	Per cent of total
30 hours or less	24	3.45
31 - 43 hours	179	25.72
44 hours	237	34.05
45 - 47 hours	161	23.13
48 hours	67	9.63
49 - 50 hours	21	3.01
51 - 54 hours	2	0.30
55 hours	1	0.14
56 - 64 hours	3	0.43
65 hours and over	1	0.14
TOTAL	696	100.00
Total wages paid in selected week	\$10,291	

Table 6 - CAPITAL EMPLOYED, 1938 and 1939

Province	Present value	Inventory value	Operating capital	TOTAL CAPITAL EMPLOYED
	of land, build- ings, machinery, tools and other equipment	of materials on hand, stocks in process, fuel and finished products on hand	(cash, bills and accounts receiv- able, prepaid expenses, etc.)	
	\$	\$	\$	\$
<u>1938</u>				
Quebec	450,546	602,343	687,616	1,740,505
Ontario	1,245,457	1,065,784	1,523,638	3,834,879
Manitoba	17,298	21,059	9,634	47,991
Other provinces	7,340	5,567	11,678	25,085
CANADA	1,721,141	1,694,753	2,232,566	5,648,460
<u>1939</u>				
Quebec	687,671	692,591	693,088	2,073,350
Ontario	1,208,826	1,134,144	1,430,151	3,773,121
Manitoba	15,932	17,322	10,263	43,517
Other provinces	12,440	12,236	5,154	29,830
CANADA	1,924,869	1,856,293	2,138,656	5,919,818

Table 7 - FUEL AND ELECTRICITY USED, 1938 and 1939

Kind	Unit of measure	1938		1939	
		Quantity	Cost at works \$	Quantity	Cost at works \$
Bituminous coal - Canadian	short ton	950	6,153	853	5,439
Imported	short ton	704	2,993	670	3,094
Anthracite coal	short ton	65	638	57	714
Gasoline	Imp. gal.	28	8	31	8
Fuel oil	Imp. gal.	25,140	2,319	24,950	2,173
Wood	cord	5	30
Gas - Manufactured	M cu. ft.	2,049	2,041	2,550	2,222
Natural	M cu. ft.	416	321	493	350
Other fuel	\$...	119	...	104
Electricity purchased	K. W. H.	492,010	12,852	506,463	13,117
TOTAL	\$...	27,474	...	27,221

Table 8 - POWER EQUIPMENT, 1938 and 1939

	1938		1939	
	Number of units	Total rated horse power	Number of units	Total rated horse power
Electric motors operated by purchased power - Ordinarily in use	472	710	473	736
In reserve or idle	21	18	19	17
TOTAL	493	728	492	753
Boilers - Ordinarily in use	10	472	7	413

Table 9 - MATERIALS USED, 1938 and 1939

Materials	Unit of measure	1 9 3 8		1 9 3 9	
		Quantity	Cost at works \$	Quantity	Cost at works \$
Essential oils and perfumes	\$...	243,165	...	265,790
Ethyl alcohol	proof gal.	85,861	99,635	84,785	99,437
Kaolin or china clay	pound	30,369	2,149	44,542	2,398
Glycerine	pound	235,681	40,034	249,715	38,402
Mineral Oil, white	pound	275,570	20,304	298,032	26,032
Petrolatum	pound	116,302	8,336	153,839	8,593
Stearic acid	pound	86,944	10,292	118,323	12,276
Talc, ground	pound	763,086	18,934	727,552	18,872
Chalk, precipitated	pound	95,095	4,526	215,088	7,964
Chalk, ground	pound	26,575	1,236	8,830	386
Wax - Beeswax	pound	46,739	19,310	54,638	21,266
Other wax	pound	65,689	12,554	62,434	12,146
Zinc oxide	pound	41,580	4,784	39,681	4,468
Zinc stearate	pound	17,435	4,562	18,652	4,343
All other materials	\$...	313,046	...	387,690
Powders, rouges and other preparations for packaging only	\$...	164,369	...	136,157
Containers (boxes, bottles labels, corks, etc.)	\$...	1,607,243	...	1,746,534
TOTAL	\$...	2,574,579	...	2,792,754

Table 10 - PRODUCTS MADE, 1938 and 1939

NOTE - Data given in this table are for the Toilet Preparations Industry ONLY and represent only the production of the firms which made toilet preparations as their chief products (see Directory). The figures for the individual items do not represent the total output for Canada as these articles were produced also as minor products by concerns which have been classified to other industrial groups. (See Tables 11 to 13).

Products	1 9 3 8		1 9 3 9	
	Selling value at works \$		Selling value at works \$	
Toilet Preparations -				
(a) Alcoholic - Not less than 5 per cent alcohol -				
Perfumes		412,015		338,617
Toilet waters and lotions		464,757		515,558
Cologne water, Florida water, Bay rum and all toilet waters or lotions sold to the barber trade		105,030		169,934
(b) Non-alcoholic -				
Creams, solid or liquid, all kinds		845,405		885,388
Brilliantine, all kinds		63,949		77,618
Face powders		608,725		617,111
Talcum powders		258,356		247,485
Sachet powders		11,992		10,614

Table 10 - PRODUCTS MADE, 1938 and 1939 - (Concluded)

Products	1 9 3 8	1 9 3 9
	Selling value at works \$	Selling value at works \$
Toilet Preparations - (Concluded)		
(b) Non-alcoholic -		
Lipsticks	244,485	259,436
Compacts (powders and rouges)	281,707	234,519
Shampoo powders and liquids	96,960	99,454
Bath salts	115,447	111,305
Deoderants	177,012	202,279
Lotions and toilet waters, non-alcoholic	28,499	25,687
Manicure preparations	344,266	428,128
Tooth pastes and tooth powders	849,137	829,530
Waveset and permanent wave solutions	52,825	81,649
All other toilet preparations not enumerated above	551,070	457,132
All other products (x)	1,339,530	1,326,631
TOTAL	6,851,167	6,918,573

(x) Includes medicinal preparations, disinfectants, antiseptic mouthwash, toilet and shaving soaps, bug killer and similar products which were made by the concerns in this industry.

Table 11 - TOTAL PRODUCTION OF TOILET PREPARATIONS IN CANADA - FROM ALL INDUSTRIES - 1927 - 1939

Year	Toilet	Medicinal and	Soaps and	Other	TOTAL FOR ALL INDUSTRIES
	Preparations Industry \$	Pharmaceutical Preparations Industry \$	Washing Compounds Industry \$	Industries \$	
1927	3,813,818	1,322,069	605,184	9,436	5,750,557
1928	4,033,807	1,564,577	548,506	14,821	6,161,711
1929	3,863,540	2,110,718	1,295,074	3,240	7,272,572
1930	3,667,231	1,906,801	1,136,324	9,630	6,719,986
1931	4,607,956	1,509,476	634,110	...	6,751,542
1932	4,771,098	1,773,541	413,223	...	6,957,862
1933	4,291,189	1,280,671	340,302	...	5,912,162
1934	4,910,896	1,446,475	388,142	...	6,745,513
1935	4,908,215	1,793,894	418,207	...	7,120,316
1936	5,266,994	1,655,936	492,592	...	7,415,522
1937	5,711,874	1,767,794	584,130	...	8,063,798
1938	5,511,637	1,713,359	603,819	18,720	7,847,535
1939	5,591,942	1,746,915	830,347	25,238	8,194,442

NOTE - Figures in Tables 11 to 13, inclusive, represent the total Canadian production of toilet preparations, regardless of the industries in which produced.

Table 12 - TOTAL PRODUCTION OF TOILET PREPARATIONS IN CANADA - FROM ALL INDUSTRIES -
1938 and 1939

	Toilet Prepara- tions Industry	Medicinals and Pharma- ceuticals Industry	Soaps and Washing Compounds Industry	TOTAL FOR ALL INDUS- TRIES
<u>1 9 3 8</u>				
(a) Alcoholic - not less than 5 per cent alcohol -				
Perfumes	412,015	53,404	13,248	478,667
Toilet waters and lotions	464,757	225,092	61,850	751,699
Cologne water, Florida water, Bay rum and all toilet waters and lotions sold to the barber trade..	105,030	37,835	...	142,865
(b) Non-alcoholic -				
Creams, solid or liquid, all kinds.	845,405	195,157	13,635	1,054,197
Brilliantine, all kinds	63,949	24,728	9,431	98,108
Face powders	608,725	106,592	25,543	740,860
Talcum powders	258,356	204,699	39,237	502,292
Sachet powders	11,992	2,864	...	14,856
Lipsticks	244,485	2,100	7,608	254,193
Compacts (powders and rouges)	281,707	1,990	5,436	287,133
Bath salts	115,447	7,757	3,140	126,344
Shampoo powders and liquids	96,960	65,395	62,369	224,724
Deodorants	177,012	177,012
Lotions and toilet waters, non-alcoholic	28,499	11,892	...	40,391
Waveset and permanent wave solution	52,825	2,367	...	55,192
Manicure preparations	344,266	826	...	345,092
Tooth pastes and tooth powders	842,137	333,001	333,031	1,515,169
All other toilet preparations	551,070	437,660	31,291	1,038,741*
TOTAL	5,511,637	1,713,359	603,819	7,847,535*

1 9 3 9

(a) Alcoholic - not less than 5 per cent alcohol -				
Perfumes	338,617	46,235	14,972	399,822
Toilet waters and lotions	515,558	312,158	94,747	922,463
Cologne water, Florida water, Bay rum and all toilet waters and lotions sold to the barber trade..	169,934	8,099	8,441	186,474
(b) Non-alcoholic -				
Creams, solid or liquid, all kinds.	885,888	199,697	10,139	1,095,724
Brilliantine, all kinds	77,618	28,471	10,095	116,184
Face powders	617,111	113,483	43,050	773,644
Talcum powders	247,485	192,191	39,739	479,415
Sachet powders	10,614	13,766	7,403	31,783
Lipsticks	259,436	2,558	20,147	282,141
Compacts (powders and rouges)	234,519	2,402	16,128	253,049
Bath salts	111,305	5,392	3,150	119,847

Table 12 - TOTAL PRODUCTION OF TOILET PREPARATIONS IN CANADA - FROM ALL INDUSTRIES - 1938 and 1939 - (Concluded)

	Toilet Preparations Industry	Medicinals and Pharmaceuticals Industry	Soaps and Washing Compounds Industry	TOTAL FOR ALL INDUSTRIES
<u>1939</u> - (Concluded)				
(b) Non-alcoholic - (Concluded)				
Shampoo powders and liquids	99,454	67,252	63,579	230,285
Deodorants	202,279	9,877	300	212,456
Lotions and toilet waters, non-alcoholic	25,687	11,166	...	36,853
Waveset and permanent wave solution	81,649	1,475	...	83,124
Manicure preparations	428,126	860	...	428,994
Tooth pastes and tooth powders	829,550	339,648	498,457	1,667,635
All other toilet preparations	457,132	392,179	...	874,549*
TOTAL	5,591,942	1,746,915	830,347	8,194,442*

* Includes toilet preparations valued at \$25,238 from other industries in 1939 and \$18,720 in 1938.

Table 13 - TOTAL PRODUCTION OF TOILET PREPARATIONS IN CANADA - FROM ALL INDUSTRIES - BY PROVINCES, 1938 and 1939

	Quebec	Ontario	Other provinces	CANADA
<u>1938</u>				
(a) Alcoholic - not less than 5 per cent alcohol -				
Perfumes	206,236	262,045	10,386	478,667
Toilet waters and lotions	211,740	512,959	27,000	751,699
Cologne water, Florida water, Bay rum and all toilet waters and lotions sold to the barber trade..	42,392	88,659	11,814	142,865
(b) Non-alcoholic -				
Creams, solid or liquid, all kinds.	271,807	725,171	57,219	1,054,197
Brilliantine, all kinds	19,136	70,925	8,047	98,108
Face powders	311,578	410,711	18,571	740,860
Talcum powders	260,396	234,661	7,235	502,292
Sachet powders	2,391	12,322	143	14,856
Lipsticks	97,243	156,950	...	254,193
Compacts (powders and rouges)	62,440	224,683	10	287,133
Bath salts	12,448	108,549	5,347	126,344
Shampoo powders and liquids	40,017	167,618	17,089	224,724
Deodorants	177,012	177,012
Lotions and toilet waters, non-alcoholic	9,859	25,047	5,485	40,391
Waveset and permanent wave solution	9,231	45,345	616	55,192
Manicure preparations	330,370	14,662	60	345,092
Tooth pastes and tooth powders	339,814	1,147,045	28,310	1,515,169
All other toilet preparations	152,500	755,969	130,272	1,038,721
TOTAL	2,556,610	4,963,321	327,604	7,847,535

Table 13 - TOTAL PRODUCTION OF TOILET PREPARATIONS IN CANADA - FROM ALL INDUSTRIES - BY PROVINCES, 1938 and 1939 (Concluded)

	Quebec	Ontario	Other Provinces	CANADA
	1 9 3 8			
(a) Alcoholic - not less than 5 per cent alcohol -				
Perfumes	157,145	234,301	8,376	399,822
Toilet waters and lotions	309,473	573,607	39,383	922,463
Cologne water, Florida water, Bay rum and all toilet waters and lotions sold to the barber trade..	19,450	156,772	10,252	186,474
(b) Non-alcoholic -				
Creams, solid or liquid, all kinds.	263,671	779,659	52,394	1,095,724
Brilliantine, all kinds	21,883	82,200	12,101	116,184
Face powders	311,800	441,559	20,235	773,644
Talcum powders	252,365	213,444	13,606	479,415
Sachet powders	2,360	29,338	25	31,783
Lipsticks	98,038	184,103	...	282,141
Compacts (powders and rouges)	66,504	186,545	...	253,049
Bath salts	11,332	104,890	3,625	119,847
Shampoo powders and liquids	51,601	161,353	17,331	230,285
Deodorants	194,982	13,449	4,025	212,456
Lotions and toilet waters, non-alcoholic	9,208	22,418	5,227	36,853
Waveset and permanent wave solution	11,940	69,023	2,161	83,124
Manicure preparations	386,325	42,519	150	428,994
Tooth paste and tooth powders	357,471	1,282,846	27,318	1,667,635
All other toilet preparations	134,038	620,426	120,085	874,549
TOTAL	2,659,586	5,193,512	336,344	8,194,442

Table 14 - IMPORTS INTO CANADA OF PERFUMES, COSMETICS and TOILET PREPARATIONS, 1938 and 1939

Items and Countries of Origin	1 9 3 8		1 9 3 9		
	Quantity	Value	Quantity	Value	
		\$		\$	
Alcoholic perfumes and perfumed spirits, Bay rum, Cologne and lavender waters, lotions, hair, tooth and skin washes, and other toilet preparations in bottles, or flasks containing not more than four ounces each -					
TOTAL IMPORTS	47,375	...	56,922	
From - United Kingdom	15,905	...	14,604	
United States	7,490	...	8,513	
France	21,807	...	32,427	
Alcoholic perfumes and perfumed spirits, Bay rum, Cologne and lavender waters, lotions, hair, tooth and skin washes and other toilet preparations in bottles, flasks or other packages, containing more than four ounces each -					
TOTAL IMPORTS	Gal.	1,596	53,980	1,663	52,269
From - United Kingdom	Gal.	527	22,450	709	24,993
United States	Gal.	371	8,986	339	6,958
France	Gal.	577	21,571	540	19,686

Table 14 - IMPORTS INTO CANADA OF PERFUMES, COSMETICS and TOILET PREPARATIONS, 1938 and 1939 (Concluded)

Items and Countries of Origin	1 9 3 8		1 9 3 9	
	Quantity	Value	Quantity	Value
		\$		\$
Pomades, French, or flower odours, etc., imported in tins of not less than ten pounds each -				
TOTAL IMPORTS	Lb. 125	211	350	572
Perfumery, including toilet preparations, non-alcoholic, viz., hair oil, tooth and other powders, and washes, pomatums, pastes, and all other perfumed preparations not otherwise provided for, used for the hair, mouth or skin -				
TOTAL IMPORTS	358,824	...	423,926
From - United Kingdom	101,218	...	103,670
United States	217,007	...	295,341
France	9,316	...	14,430
Germany	6,801	...	7,493
Japan	2,699	...	2,205
TOTAL PERFUMES, COSMETICS AND TOILET PREPARATIONS -				
TOTAL IMPORTS	440,390	...	533,689
From - UNITED KINGDOM	140,573	...	143,267
UNITED STATES	233,483	...	310,812
OTHER COUNTRIES	66,334	...	79,610

DIRECTORY OF FIRMS INCLUDED IN THE TOILET PREPARATIONS INDUSTRY, 1939

NOTE - These firms made toilet preparations as chief products. See supplementary list for names of concerns which made toilet preparations as minor products.

Names of Firms

Location of Plants

QUEBEC -

Bristol-Myers Company of Canada, Ltd.	1239 Benoit St., Montreal
California Perfume Co. of Canada, Ltd.	1015 St. Alexander St., Montreal
Chatelaine Co. Ltd., The	2024 McGill College Ave., Montreal
Che Ma Co. Ltd.	15 Mount Royal Ave. W., Montreal
Cie des Produits Exki Ltee	1442 Peel St., Montreal
Familex Products Company, The	570 St. Clemens St., Montreal
Harriet Hubbard Ayer of Canada, Ltd.	480 Lagachetiere St. W., Montreal
Hump Hairpin Mfg. Co. of Canada, Ltd.	St. Hyacinthe
Laboratoire Bellefontaine	1670 St. Denis St., Montreal
Laboratoire Laval	2350 Delorimier Ave., Montreal
Montreal Laboratory	51 Laurier Ave. E., Montreal
Nirex Products	4306 St. Lawrence Blvd., Montreal
Northam Warren Ltd.	980 St. Antoine St., Montreal
Pacquin (Canada) Limited	286 St. Paul St. W., Montreal
Palmers Ltd.	750 Vitre St. W., Montreal
Parfumerie de Paris Limitee	1030 St. Alexander St., Montreal
Parfumerie L. T. Piver Ltee	1030 St. Alexander St., Montreal

DIRECTORY OF FIRMS INCLUDED IN THE TOILET PREPARATIONS INDUSTRY, 1939 (Continued)

<u>Names of Firms</u>	<u>Location of Plants</u>
<u>QUEBEC (Concluded) -</u>	
Parfumerie Reynard	5800 Chateaubriand St., Montreal
Parfums d'Orsay	6 O'Brien Blvd., Ville St. Laurent
Parks Limited	880 Lagauchetière St. W., Montreal
Wrigley Tooth Paste Co. Ltd.	52 Nazareth St., Montreal
Zonite Products Corporation Ltd.	Ste. Thérèse de Blainville
<u>ONTARIO -</u>	
Arden, Elizabeth, of Canada, Ltd.	418 Terminal Bldg., Toronto
Armand Limited	258 Chilver Road, Walkerville
Beauty Industries Ltd.	42 Mary St., Hamilton
Bubble Bath Laboratories, Ltd.	Alder St. W., Dunnville
Campana Corp. Ltd.	36 Caledonia Rd., Toronto
Canadian Booster Company Ltd., The	1604 Tecumseh Rd., W., Windsor
Clifton Ltd.	41 Britain St., Toronto
Corson, Rolph R. Ltd.	146 Brock Ave., Toronto
Cromac Chemicals Ltd.	62-68 Lombard St., Toronto
Daggett & Ramsdell (Canada) Ltd.	165 Dufferin St., Toronto
Dearborn Supply Company	Bath
F. E. I. Corporation, The	69 York St., Toronto
Fitch, F.W., Company Ltd., The	266 King St. W., Toronto
Gordon Gordon Ltd.	489 King St. W., Toronto
H. Q. J. Beauty Laboratories	64 Wellington St. W., Toronto
Harper Method (Canada) Limited	1587 Ellen Ave., Niagara Falls
Helfrich Laboratories of Canada, Ltd.	690 King St. W., Toronto
Herpicide Co., The	128 Goyeau St., Windsor
Hollywood Laboratories	30 Duncan St., Toronto
Hudnut, Richard, Ltd.	727 King St. W., Toronto
Huston, John A., Co. Ltd.	36 Caledonia Rd., Toronto
Inecto Rapid (Canada) Ltd.	272 Yonge St., Toronto
International Products Co.	153 Sheridan Ave., Toronto
Jergens, Andrew, Co. Ltd.	1 Herriott St., Perth
Jones Brothers of Canada, Ltd.	Dundas
Lady Esther Ltd.	Commercial St., Leaside
Lambert Pharmacal Company (Canada) Ltd.	245 Carlaw Ave., Toronto
Laxton Research Laboratories	1065 St. Clair Ave., Toronto
Lehn & Pink (Canada) Ltd.	9 Davies Ave., Toronto
Lillico Limited	77 Wellington St. W., Toronto
Magic Glow Beauty Products Co., The	425 William St., London
Maison, Blanche Toilet Company	30 Lewis St., Fort Erie No.
Martin, J. Bruce, Laboratories	21 Nelles Ave., Toronto
McGillivray Brothers Ltd.	358 Adelaide St. W., Toronto
Mennen Company Ltd., The	294 Richmond St. W., Toronto
Merrill Barber & Beauty Supplies	346 Richmond St., London
Misner Mfg. Co. Ltd., The	Waterloo St., Goderich
Mondo Trading Co. & United Beauty Supplies	185 Bay St., Toronto
Mutual Sales Company	1209 King St. W., Toronto
Nestle-Le-Mur Co. (Canada) Ltd., The	680 King St. W., Toronto
Ogilvie Sisters Laboratories Ltd.	218 Front St., Toronto
Oxzyrn Company	2109 Ottawa St., Walkerville
Parfumerie Melba of Canada Ltd.	624 King St. W., Toronto
Parfumerie "Emond" Laboratories	156 Rideau St., Ottawa

DIRECTORY OF FIRMS INCLUDED IN THE TOILET PREPARATIONS INDUSTRY, 1939 (Concluded)

<u>Names of Firms</u>	<u>Location of Plants</u>
<u>ONTARIO (Concluded) -</u>	
Pepsodent Company of Canada, Ltd., The	191 George St., Toronto
Pond's Extract Co. of Canada Ltd.	146 Brock Ave., Toronto
Royal Albert Mfg. Co.	12 Queen St. E., Toronto
Rubinstein, Helena, Ltd.	126 Bloor St. W., Toronto
Scarff, Fred W., Company	424 Wellington St., Toronto
Seely Products Ltd.	135 Church St., Windsor
Service Laboratories Limited	1244 Dufferin St., Toronto
Talcum Puff Co. Ltd.	119 Pearl St., Toronto
Thayer Perfumer Ltd.	266 King St. W., Toronto
303 Chemical Co. Ltd.	133 Bathurst St., Toronto
Wildroot Ltd.	Niagara and Murray Sts., Fort Erie
Wright, John N., Co.	24 Milstone Lane, Toronto
Yardley & Co. (Canada) Ltd.	Harbour and York Sts., Toronto

MANITOBA -

Kahane & Co.	579 McDermot Ave., Winnipeg
Sanders Supply Co. Ltd.	421 McDermot Ave., Winnipeg
Scott Bathgate Co. Ltd.	149 Notre Dame Ave. E., Winnipeg

SASKATCHEWAN -

Snyth, A., & Company	236 .. 3rd Ave. S., Saskatoon
Weiler's Laboratories	148 .. 1st Ave. S., Saskatoon

BRITISH COLUMBIA -

Dominion Laboratories Ltd.	1206 Homer St., Vancouver
Parfumerie Mon Reve	1654 Franklin St., Vancouver
Premier Toilet Goods Company	64 West Hastings St., Vancouver

SUPPLEMENTARY LIST OF PRODUCERS WHICH MADE TOILET PREPARATIONS AS MINOR PRODUCTS AND WHICH WERE CLASSIFIED TO OTHER INDUSTRIES, 1939

NEW BRUNSWICK -


Baird Company Limited, The	66 King St., Woodstock
----------------------------	------------------------


QUEBEC -

Corporation Pharmaceutique Francaise Ltee	533 Bonsecours St., Montreal
Davis & Lawrence Company	1910 St. Antoine St., Montreal
Laboratoire Nadeau Limitee	100 St. Paul St. W., Montreal
Mowat and Moore Limited	64 Prince St., Montreal
Polson, N. C., & Co. Ltd.	651 Notre Dame St. W., Montreal
Laurentian Laboratories Ltd.	442 St. Gabriel St., Montreal
Rawleigh, The W. T., Company Ltd.	4005 Richelieu St., Montreal
Canada Drug Co. (Reg'd.)	857 St. Maurice St., Montreal
Johnson & Johnson Limited	2155 Pius IX Blvd., Montreal
Watkins, The J. R., Company	2195 Masson St., Montreal
La Compagnie Paula Limitee	21 St. Paul St. E., Montreal
Brunet, W., & Cie Ltd.	70 de la Chapelle, Quebec
Laboratoire Montohar	2420 Notre Dame St. E., Montreal

SUPPLEMENTARY LIST OF PRODUCERS WHICH MADE TOILET PREPARATIONS AS MINOR PRODUCTS AND WHICH WERE CLASSIFIED TO OTHER INDUSTRIES, 1939 (Concluded)

<u>Names of Firms</u>	<u>Location of Plants</u>
<u>QUEBEC (Concluded) -</u>	
Leeming Miles Company Ltd., The	504 St. Lawrence Blvd., Montreal
Williams, The J. B., Co. (Canada) Ltd.	9471 La Salle Blvd., Montreal
Burroughs Wellcome & Co.	Riverview Ave., Ville LaSalle
<u>ONTARIO -</u>	
Warner, William R., Co. Ltd.	727 King St. W., Montreal
Allen & Hanburys Co. Ltd., The	65 King St., Lindsay
Stevens, The J., & Son Co. Ltd.	145 Wellington St. W., Toronto
Merrill Co. Limited, The	93 $\frac{1}{2}$ Church St., Toronto
Parke, Davis & Company	Sandwich St., Walkerville
Penslar Co. Ltd., The	325 Devonshire Rd., Walkerville
Toronto Pharmacal Co. Ltd., The	14-20 Brockton Ave., Toronto
United Drug Company Limited	68 Broadview Ave., Toronto
Druggists Corporation Limited	6-10 Ontario St., Toronto
Eaton, The T., Co. Limited	190 Yonge St., Toronto
Squibb, E. R., & Sons of Canada, Ltd.	36 Caledonia Rd., Toronto
Lentheric of Canada, Ltd.	36-38 Caledonia Rd., Toronto
Stearns, Frederick, & Company of Canada, Ltd.	443 Sandwich St. W., Windsor
Sterling Products Ltd.	1019 Elliott St. W., Windsor
Wyeth, John & Brother, Inc.	2109 Ottawa St., Walkerville
Cressy, The John R., Co.	1536 Dundas St. W., Toronto
Colgate-Palmolive-Peet Company, Ltd.	64 Natalie St., Toronto
Proctor and Gamble Co. of Canada, Ltd.	Burlington St. E., Hamilton
Soaps-Perfumes Limited	84 Front St. E., Toronto
Lever Brothers Ltd.	299 Eastern Ave., Toronto
<u>MANITOBA -</u>	
Soda Fountain Supply Co.	Notre Dame and Princess Sts., Winnipeg
Watkins, The J. R., Company	Annabella and Higgins Sts., Winnipeg
Rawleigh, The W. T., Co. Ltd.	589 Henry Ave., Winnipeg
Eaton, The T., Co. Limited	Winnipeg
National Drugs Limited	576 McDermot Ave., Winnipeg
<u>BRITISH COLUMBIA -</u>	
Western Wholesale Drug Ltd.	456 W. Broadway, Vancouver





STATISTICS CANADA LIBRARY
BIBLIOTHÈQUE DE STATISTIQUE CANADA



1010650166